

A strong coupling critique of spin fluctuation driven charge order in underdoped cuprates

Vivek Mishra* and M. R. Norman

Materials Science Division, Argonne National Laboratory, Argonne, IL 60439

(Dated: March 1, 2024)

Charge order has emerged as a generic feature of doped cuprates, leading to important questions about its origin and its relation to superconductivity. Recent experiments on two classes of hole doped cuprates indicate a novel d-wave symmetry for the order. These were motivated by earlier spin fluctuation theoretical studies based on an expansion about hot spots in the Brillouin zone that indicated such order would be competitive with d-wave superconductivity. Here, we reexamine this problem by solving strong coupling equations in the full Brillouin zone for experimentally relevant parameters. We find that bond-oriented order, as seen experimentally, is strongly suppressed. We also include coupling to B_{1g} phonons and do not see any qualitative change. Our results argue against an itinerant model for the charge order, implying instead that such order is likely due to Coulombic phase separation of the doped holes.

PACS numbers: 74.72.-h, 75.25.Dk, 71.45.Lr, 74.20.Mn

Following earlier NMR studies¹, recent x-ray experiments on underdoped cuprates have detected short range charge density wave (CDW) order with a period of 3 to 5 lattice spacings in YBCO²⁻⁴, and in Bi based^{5,6} and Hg based cuprates⁷. For YBCO, the doping range where the charge order has been observed⁸ coincides with the doping range where quantum oscillation experiments detect reconstruction of the Fermi surface⁹. In conventional CDW systems, the charge order is thought to have s-wave symmetry¹⁰. In contrast, scanning tunneling microscopy¹¹ and resonant soft x-ray scattering^{12,13} data have revealed a novel d-wave symmetry, where the two oxygen ions in a CuO_2 unit are out of phase. This charge order differs from the more robust stripe order seen earlier in La based compounds¹⁴⁻¹⁶, which appears to have s-wave symmetry instead¹³. In all cases, though, the wavevector is oriented along the bond direction¹⁷.

The search for d-wave symmetry was motivated by earlier theoretical studies of Metlitski and Sachdev^{18,19}. They have shown that charge order is competitive with d-wave superconductivity in a spin fluctuation model. This instability has a d-wave form factor, with a diagonal wavevector that spans Fermi surface points (hot spots) that intersect the antiferromagnetic zone boundary of the undoped phase (Fig. 1). The subsequent observation of charge order in YBCO motivated a number of follow up studies²⁰⁻²⁴. Most of these studies are either based on an expansion around the hot spots, with the Fermi surface curvature treated as a perturbation^{20,22,24}, or rely on a weak coupling approximation. So, the question arises whether these results survive in a strong coupling treatment where these approximations are not made.

Here, we solve the strong coupling instability equation for the charge order in the entire Brillouin zone including the full momentum and frequency dependence of the bosonic and fermionic spectra. This formalism has been used in the past to study d-wave superconductivity originating from spin fluctuations^{25,26}. It has also been used to study instabilities in the particle-hole

channel²⁷. Recently, this formalism was used by us to examine the effect of the pseudogap on spin-fluctuation mediated pairing²⁸. The one approximation we make is that the bosonic and fermionic spectra are taken from experiment rather than self-consistently calculated. We find that bond-centered charge order is completely suppressed, and inclusion of the dressed fermion Green's function additionally suppresses diagonal charge order, with the only robust order in this model for experimentally relevant parameters being d-wave superconductivity.

Our starting point is the linearized equation for the anomalous self energy in the particle-hole channel

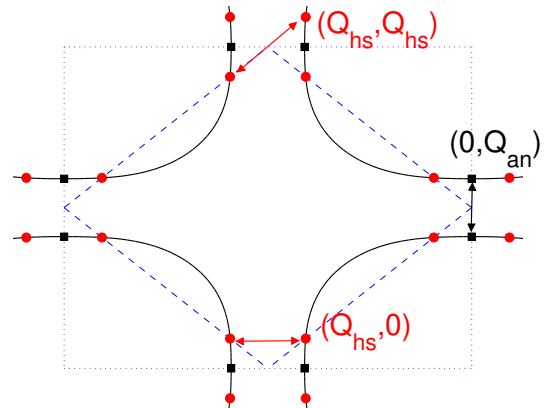


FIG. 1: (Color online) Fermi surface for the tight binding dispersion considered in this work. The dashed lines show the antiferromagnetic Brillouin zone and the dotted lines the structural one. Filled circles denote the hot spots and filled squares the antinodal points. The wavevectors studied here are indicated by the arrows.

$$\begin{aligned}
& T \sum_{k', \omega_m} V(k - k', i\omega_n - i\omega_m) \mathcal{P}^Q(k', i\omega_m) \Phi^Q(k', i\omega_m) \\
&= \lambda \Phi^Q(k, i\omega_n). \tag{1}
\end{aligned}$$

Here Q is the ordering vector, V is the interaction and \mathcal{P}^Q is the CDW particle-hole kernel

$$\mathcal{P}^Q(k', i\omega_m) = G(k' - \frac{Q}{2}, i\omega_m) G(k' + \frac{Q}{2}, i\omega_m) \tag{2}$$

where G is the fermion Green's function. Because of the complexity of the strong coupling equations, as a first approximation, we do not include the frequency dependence of the fermion self-energy, and thus set $G(k, i\omega) = (i\omega - \xi_k)^{-1}$. For ξ_k , we consider a renormalized dispersion that fits low energy ARPES data for $\text{Bi}_2\text{Sr}_2\text{CaCu}_2\text{O}_{8+\delta}$ (tb2 dispersion of Ref. 1). Later in the paper, we will include the fermion self-energy as well. The interaction assumed here is

$$V(k, i\Omega_n) = \int_{-\infty}^{\infty} \frac{dx V''(k, x)}{\pi i\Omega_n - x} \tag{3}$$

where V'' is proportional to the imaginary part of the dynamic spin susceptibility. We consider the phenomenological form³⁰

$$\begin{aligned}
V''(k, \Omega) &= \frac{3}{2} g_{sf}^2 \chi_Q \frac{\Omega \Omega_{sf}}{\chi_k^2 \Omega_{sf}^2 + \Omega^2} \\
\chi_k &= (\xi_{AF}/a)^{-2} + 2 + \cos k_x a + \cos k_y a \tag{4}
\end{aligned}$$

where g_{sf} is the spin-fermion coupling constant, ξ_{AF} is the antiferromagnetic correlation length, χ_Q is the static susceptibility at $Q_{AF} = (\pi/a, \pi/a)$ and Ω_{sf} is the characteristic spin-fluctuation energy scale. Because of the $1/\Omega$ decay of V'' , we impose a frequency cut-off, Ω_c . We use $\Omega_c = 300$ meV, $\Omega_{sf} = 100$ meV, $g_{sf}^2 \chi_Q = 0.9$ eV and $\xi_{AF} = 2a$, where a is the lattice constant. The values of ξ_{AF} and Ω_{sf} are motivated from inelastic neutron scattering studies of the magnetic excitations of underdoped YBCO near Q_{AF} ^{31,32}. Ω_c is motivated from recent resonant inelastic x-ray scattering studies of the higher energy excitations away from Q_{AF} ^{33,34}. The value of $g_{sf}^2 \chi_Q$ was chosen to obtain a superconducting T_c of 50 K, typical for underdoped YBCO. At the transition, the leading eigenvalue λ in Eq. (1) reaches 1, with its eigenvector giving the structure of the CDW order parameter.

We consider the CDW instabilities for the diagonal CDW case (CDW-diag) with ordering vector (Q_{hs}, Q_{hs}) , and for the bond oriented case (CDW-x) with vectors $(Q_{an}, 0)$ and $(Q_{hs}, 0)$, as shown in Fig. 1. We perform our calculations with a $0.02\pi/a$ momentum grid with 32 Matsubara frequencies, which is sufficient for convergence of the eigenvalues for the temperature range studied here (see supplementary information). Fig. 2 shows the temperature dependence of the leading eigenvalue for the different CDW cases along with the d-wave superconducting case.

As expected, the eigenvalue for the superconducting case exhibits a logarithmic divergence in T . This is

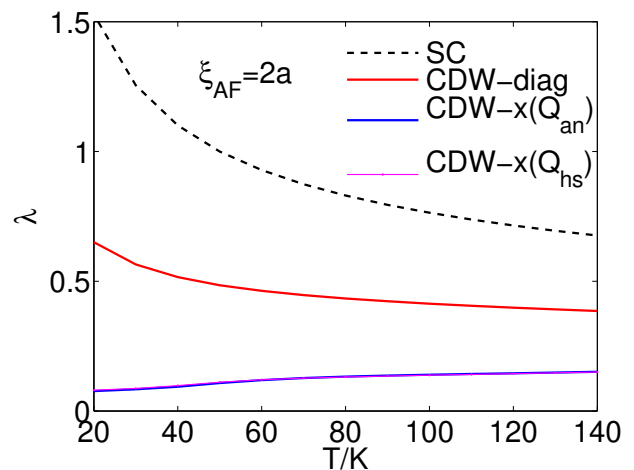


FIG. 2: (Color online) Temperature dependence of the leading eigenvalues for the superconducting d-wave state (SC), the diagonal CDW state (CDW-diag) and the bond oriented CDW state (CDW-x), in an approximation where G is based on a renormalized dispersion taken from ARPES data. The ordering vector for CDW-diag is (Q_{hs}, Q_{hs}) . For CDW-x, two vectors were considered: $(Q_{an}, 0)$ and $(Q_{hs}, 0)$.

present as well for CDW-diag order, though we find it to be significantly reduced relative to the superconducting one. The CDW-diag state has d-wave (B_{1g}) symmetry with a momentum dependence that is well described by $\cos(k_x a) - \cos(k_y a)$ as can be seen in Fig. 3 (a). Increasing the antiferromagnetic coherence length doesn't change our findings. The CDW-diag instability becomes stronger with longer ξ_{AF} , but it always remains subdominant relative to d-wave superconductivity (see supplementary material).

We now focus on the bond-oriented CDW states, since there is no experimental evidence for diagonal-oriented order. The T dependence of the leading eigenvalues for CDW-x are also plotted in Fig. 2. They are almost identical for vectors $(Q_{hs}, 0)$ and $(Q_{an}, 0)$. The eigenvalues vary little with temperature, showing no evidence for a log in the temperature range studied. This is one of our main results, and differs from an analytic approximation quoted in earlier work²⁴. The lack of a log divergence in our case is likely due to the curvature coming from the experimentally determined Fermi surface. Moreover, our bosonic spectrum is based on inelastic neutron and x-ray scattering measurements. Hence, we are not in the extreme quantum critical regime considered in Ref. 24.

We next look at the structure of the CDW-x state. Fig. 3 (b) shows the momentum dependence of the eigenvector corresponding to the leading eigenvalue, and can be well fit by a sum of a constant (s), $\cos(k_x a) + \cos(k_y a)$ (s') and $\cos(k_x a) - \cos(k_y a)$ (d), with the d-wave component dominant, consistent with earlier studies²¹.

We now turn to the influence of the fermion self-energy. The fermion self-energy in a lowest order approximation

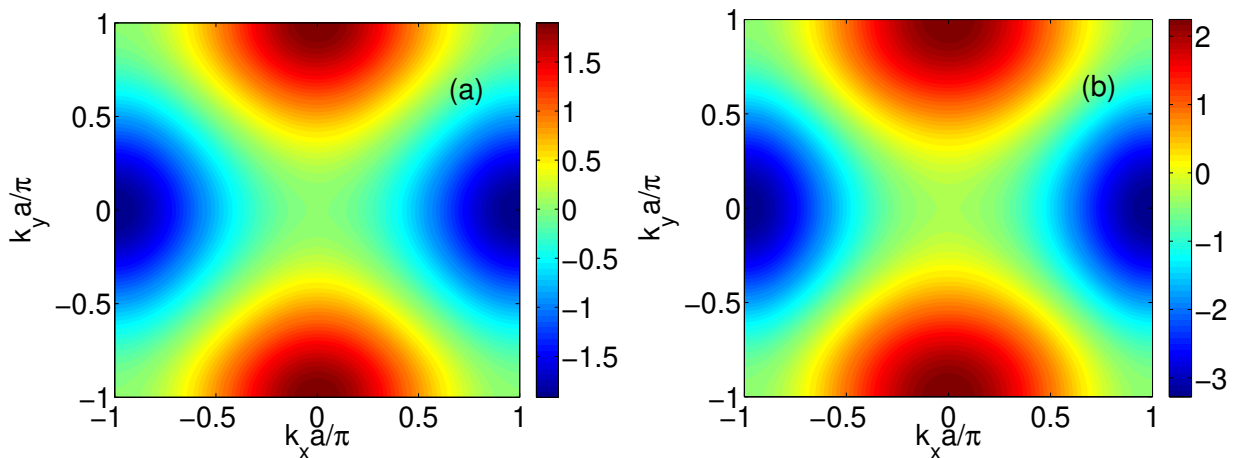


FIG. 3: (Color online) The momentum dependence of the eigenvectors at the lowest Matsubara frequency ($T=40$ K) corresponding to leading eigenvalues (Fig. 2) for the (a) CDW-diag and (b) CDW-x states. For CDW-x, the ordering vector is $(Q_{an}, 0)$, though the eigenvector for $(Q_{hs}, 0)$ is similar. A normalization condition of $T \sum_{\omega_n, k} |\Phi^Q(k, i\omega_n)|^2 = 1$ is employed.

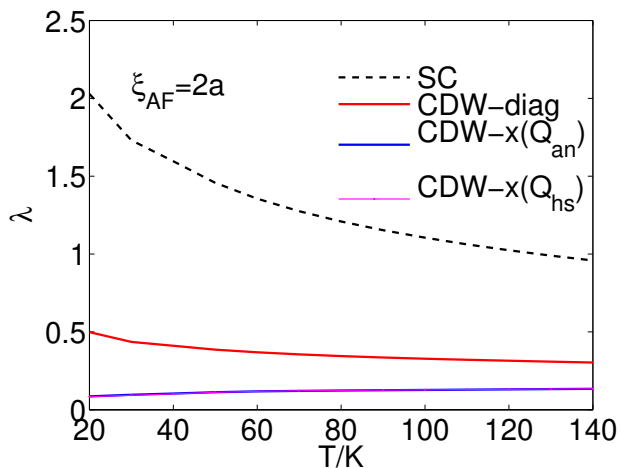


FIG. 4: (Color online) Temperature dependence of the leading eigenvalues for the superconducting d-wave state (SC), the diagonal CDW state (CDW-diag) and the bond oriented CDW state (CDW-x), obtained using dressed Green's functions.

is

$$\Sigma(k, i\omega) = T \sum_{k', \omega'} V(k - k', i\omega - i\omega') G_0(k', i\omega') \quad (5)$$

$$= T \sum_{k', \omega'} V(k - k', i\omega - i\omega') \frac{-i\omega' - \xi_{k'}}{\omega'^2 + \xi_{k'}^2} \quad (6)$$

where G_0 is the bare Green's function. Since our previous ξ_k was based on ARPES data, we scale it by a factor of two to get an approximation to the bare dispersion, with a bare nodal Fermi velocity $v_F^{node} = 3.2 \text{eV}\text{-\AA}$. For the spin-fluctuation interaction, we use $g_{sf}^2 \chi_Q = 3.2 \text{eV}$ and keep the rest of the parameters the same as before. This coupling strength renormalizes the nodal Fermi velocity to $1.8 \text{eV}\text{-\AA}$, which is comparable to the experimental value.

To keep the shape of the Fermi surface intact, we drop the term proportional to $\xi_{k'}$ in the self-energy calculation (Eq. 6). We now use this dressed Green's function ($G^{-1}(k, i\omega) = i\omega - \xi_k - \Sigma(k, i\omega)$) for the instability analysis in Eq. 1. Its effect (Fig. 4) is to additionally suppress the diagonal charge order (presumably due to the energy smearing of G). As a consequence, for experimentally relevant parameters, only d-wave superconductivity remains as a robust instability in this model.

Our results cast doubt on an itinerant spin fluctuation mediated origin for the observed charge order. On the other hand, the dependence of the observed wavevector on doping⁸ is suggestive that the Fermi surface is playing some role as in classic CDW systems. This is in contrast to the La based cuprates whose doping dependence is opposite to this, as would be expected from a real space picture where the wavevector is proportional to the doping. In classic CDW systems like $2H\text{-NbSe}_2$, phonons play an important role³⁵. Hence, one could think that this might be the case in the cuprates as well, where anomalies have been seen in both optic³⁶ and acoustic³⁷ phonon modes near the charge ordering vector. It is interesting to note that B_{1g} phonon modes have been postulated to be responsible for dispersion anomalies seen in photoemission near the antinodes³⁸, and perhaps their d-wave symmetry is related to that of the charge order. In support of this, several theoretical studies have suggested that coupling of the electrons to such modes can cause d-wave charge order^{39,40}. We examine this idea by including the phonon mediated interaction along with the spin-fluctuation mediated interaction in the CDW instability equation. Under the assumption that the electron-phonon interaction is modest, we do not find that its addition has sufficient strength to cause a CDW instability either (see supplementary material).

None of the above means that spin mediated interactions are irrelevant for the charge order, but our results

indicate that an itinerant treatment of the problem in a parameter range appropriate to experiment is not adequate to capture the resulting physics. In that context, we point to real space treatments of the $t - J$ model like density matrix renormalization group (DMRG) which indicate a strong tendency to bond-centered charge order in the underdoped regime⁴¹, with the d-wave structure likely due to Coulomb repulsion which acts to enforce charge neutrality in each unit cell.

Note added in proof. After the original submission of this work, a critique of it has been offered by Wang and Chubukov^{42,43}. Their primary criticism revolves around two points - that in the original submission, we neglected the fermion self-energy that they argue lessens the detrimental impact of the Fermi surface curvature, and that our value of Ω_{sf} is too small by an order of magnitude. In regards to the first point, using dressed Green's functions, we now find strong suppression of the charge order, even for diagonal wavevectors. In regards to the second point, our value of Ω_{sf} is based on experiment, and an order of

magnitude larger value would lead to a spin fluctuation energy scale at the Γ point of the zone of 4 eV, in gross disagreement with inelastic x-ray scattering data. We also comment that the logarithmic temperature divergence of the eigenvalue derived for bond centered charge order in their work is based on analytic approximations which we feel are not valid for experimentally realistic parameters. Certainly, we find no evidence for a log in our own numerical studies, even for a ξ_{AF} as large as $10a$ (see supplementary material). As an additional note, our results are consistent with recent findings based on a real-space version of Eliashberg theory⁴⁴.

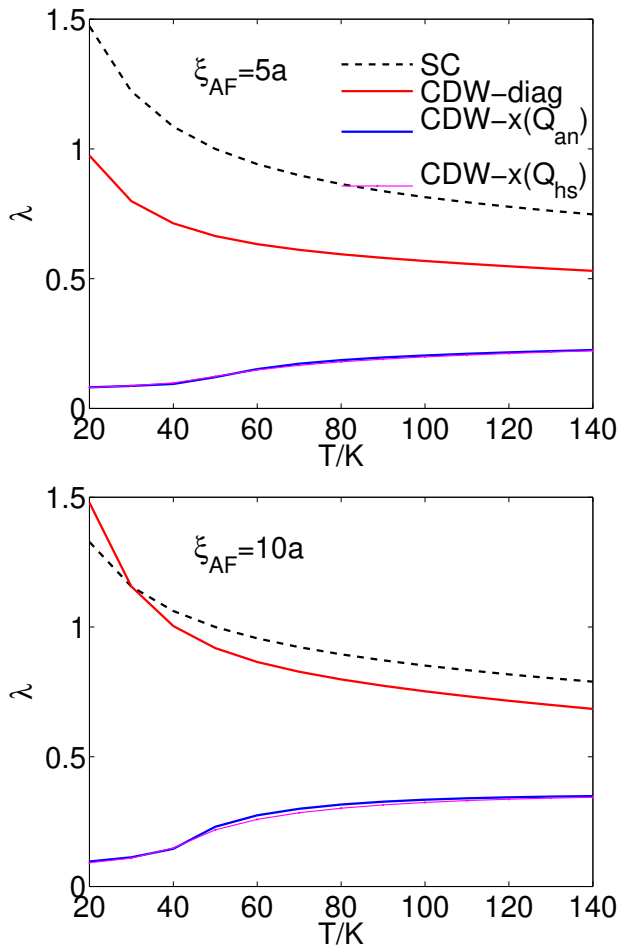
This work was supported by the Center for Emergent Superconductivity, an Energy Frontier Research Center funded by the US DOE, Office of Science, under Award No. DE-AC0298CH1088. We gratefully acknowledge the computing resources provided on Blues and Fusion, the high-performance computing clusters operated by the Laboratory Computing Resource Center at Argonne National Laboratory.

-
- * Present address : Center for Nanophase Materials Sciences, Oak Ridge National Laboratory, Oak Ridge, TN 37831
- ¹ T. Wu, H. Mayaffre, S. Kramer, M. Horvatic, C. Berthier, W. N. Hardy, R. Liang, D. A. Bonn and M.-H. Julien, *Nature* **477**, 191 (2011).
 - ² G. Ghiringhelli, M. Le Tacon, M. Minola, S. Blanco-Canosa, C. Mazzoli, N. B. Brookes, G. M. De Luca, A. Frano, D. G. Hawthorn, F. He, T. Loew, M. M. Sala, D. C. Peets, M. Salluzzo, E. Schierle, R. Sutarto, G. A. Sawatzky, E. Weschke, B. Keimer and L. Braicovich, *Science* **337**, 821 (2012).
 - ³ J. Chang, E. Blackburn, A. T. Holmes, N. B. Christensen, J. Larsen, J. Mesot, R. Liang, D. A. Bonn, W. N. Hardy, A. Watenphul, M. V. Zimmermann, E. M. Forgan and S. M. Hayden, *Nature Phys.* **8**, 871 (2012).
 - ⁴ A. J. Achkar, R. Sutarto, X. Mao, F. He, A. Frano, S. Blanco-Canosa, M. Le Tacon, G. Ghiringhelli, L. Braicovich, M. Minola, M. Moretti Sala, C. Mazzoli, R. Liang, D. A. Bonn, W. N. Hardy, B. Keimer, G. A. Sawatzky and D. G. Hawthorn, *Phys. Rev. Lett.* **109**, 167001 (2012).
 - ⁵ R. Comin, A. Frano, M. M. Yee, Y. Yoshida, H. Eisaki, E. Schierle, E. Weschke, R. Sutarto, F. He, A. Soumyanarayanan, Y. He, M. Le Tacon, I. S. Elfimov, J. E. Hoffman, G. A. Sawatzky, B. Keimer and A. Damascelli, *Science* **343**, 390 (2014).
 - ⁶ E. H. da Silva Neto, P. Aynajian, A. Frano, R. Comin, E. Schierle, E. Weschke, A. Gyenis, J. Wen, J. Schneeloch, Z. Xu, S. Ono, G. Gu, M. Le Tacon and A. Yazdani, *Science* **343**, 39 (2014).
 - ⁷ W. Tabis, Y. Li, M. L. Tacon, L. Braicovich, A. Kreyssig, M. Minola, G. Dellea, E. Weschke, M. J. Veit, M. Ramazanoglu, A. I. Goldman, T. Schmitt, G. Ghiringhelli, N. Barisic, M. K. Chan, C. J. Dorow, G. Yu, X. Zhao, B. Keimer and M. Greven, *Nature Comm.* **5**, 5875 (2014).
 - ⁸ S. Blanco-Canosa, A. Frano, E. Schierle, J. Porras, T. Loew, M. Minola, M. Bluschke, E. Weschke, B. Keimer and M. Le Tacon, *Phys. Rev. B* **90**, 054513 (2014).
 - ⁹ S. E. Sebastian, N. Harrison and G. G. Lonzarich, *Rep. Prog. Phys.* **75**, 102501 (2012).
 - ¹⁰ G. Gruner, *Rev. Mod. Phys.* **60**, 1129 (1988).
 - ¹¹ K. Fujita, M. H. Hamidian, S. D. Edkins, C. K. Kim, Y. Kohsaka, M. Azuma, M. Takano, H. Takagi, H. Eisaki, S. Uchida, A. Allais, M. J. Lawler, E.-A. Kim, S. Sachdev and J. C. S. Davis, *Proc. Natl. Acad. Sci.* **111**, 3026 (2014).
 - ¹² R. Comin, R. Sutarto, F. He, E. da Silva Neto, L. Chauviere, A. Frano, R. Liang, W. N. Hardy, D. A. Bonn, Y. Yoshida, H. Eisaki, J. E. Hoffman, B. Keimer, G. A. Sawatzky and A. Damascelli, *Nature Matls.* **14**, 796 (2015).
 - ¹³ A. J. Achkar, F. He, R. Sutarto, C. McMahan, M. Zwiebler, M. Hucker, G. D. Gu, R. Liang, D. A. Bonn, W. N. Hardy, J. Geck and D. G. Hawthorn, arXiv:1409.6787.
 - ¹⁴ J. M. Tranquada, B. J. Sternlieb, J. D. Axe, Y. Nakamura and S. Uchida, *Nature* **375**, 561 (1995).
 - ¹⁵ Y.-J. Kim, G. D. Gu, T. Gog and D. Casa, *Phys. Rev. B* **77**, 064520 (2008).
 - ¹⁶ M. Hucker, M. v. Zimmermann, G. D. Gu, Z. J. Xu, J. S. Wen, G. Xu, H. J. Kang, A. Zheludev and J. M. Tranquada, *Phys. Rev. B* **83**, 104506 (2011).
 - ¹⁷ For lightly doped La based cuprates, diagonal charge order is seen.
 - ¹⁸ M. A. Metlitski and S. Sachdev, *Phys. Rev. B* **82**, 075128 (2010).
 - ¹⁹ M. A. Metlitski and S. Sachdev, *New J. Phys.* **12**, 105007 (2010).
 - ²⁰ K. B. Efetov, H. Meier and C. Pepin, *Nature Phys.* **9**, 442 (2013).
 - ²¹ S. Sachdev and R. La Placa, *Phys. Rev. Lett.* **111**, 027202 (2013).
 - ²² J. D. Sau and S. Sachdev, *Phys. Rev. B* **89**, 075129 (2014).
 - ²³ A. Allais, J. Bauer and S. Sachdev, *Phys. Rev. B* **90**, 155114 (2014).
 - ²⁴ Y. Wang and A. Chubukov, *Phys. Rev. B* **90**, 035149 (2014).
 - ²⁵ P. Monthoux and D. Pines, *Phys. Rev. Lett.* **69**, 961 (1992).

- ²⁶ D. J. Scalapino, *Rev. Mod. Phys.* **84**, 1383 (2012).
- ²⁷ N. Bulut, D. J. Scalapino and S. R. White, *Phys. Rev. B* **47**, 14599 (1993).
- ²⁸ V. Mishra, U. Chatterjee, J. C. Campuzano and M. R. Norman, *Nature Phys.* **10**, 357 (2014).
- ²⁹ M. R. Norman, *Phys. Rev. B* **75**, 184514 (2007).
- ³⁰ A. J. Millis, H. Monien and D. Pines, *Phys. Rev. B* **42**, 167 (1990).
- ³¹ H. F. Fong, P. Bourges, Y. Sidis, L. P. Regnault, J. Bossy, A. Ivanov, D. L. Milius, I. A. Aksay and B. Keimer, *Phys. Rev. B* **61**, 14773 (2000).
- ³² P. Dai, H. A. Mook, R. D. Hunt and F. Dogan, *Phys. Rev. B* **63**, 054525 (2001).
- ³³ M. Le Tacon, G. Ghiringhelli, J. Chaloupka, M. Moretti Sala, V. Hinkov, M. W. Haverkort, M. Minola, M. Bakr, K. J. Zhou, S. Blanco-Canosa, C. Monney, Y. T. Song, G. L. Sun, C. T. Lin, G. M. De Luca, M. Salluzzo, G. Khaliullin, T. Schmitt, L. Braicovich, B. Keimer, *Nature Physics* **7**, 725 (2011).
- ³⁴ M. P. M. Dean, A. J. A. James, R. S. Springell, X. Liu, C. Monney, K. J. Zhou, R. M. Konik, J. S. Wen, Z. J. Xu, G. D. Gu, V. N. Strocov, T. Schmitt, and J. P. Hill, *Phys. Rev. Lett.* **110**, 147001 (2013).
- ³⁵ F. Weber, S. Rosenkranz, J.-P. Castellan, R. Osborn, R. Hott, R. Heid, K.-P. Bohnen, T. Egami, A. H. Said and D. Reznik, *Phys. Rev. Lett.* **107**, 107403 (2011).
- ³⁶ D. Reznik, *Physica C* **481**, 75 (2012).
- ³⁷ M. Le Tacon, A. Bosak, S. M. Souliou, G. Dellea, T. Loew, R. Heid, K.-P. Bohnen, G. Ghiringhelli, M. Krisch and B. Keimer, *Nature Phys.* **10**, 52 (2014).
- ³⁸ T. Cuk, F. Baumberger, D. H. Lu, N. Ingle, X. J. Zhou, H. Eisaki, N. Kaneko, Z. Hussain, T. P. Devereaux, N. Nagaosa and Z.-X. Shen, *Phys. Rev. Lett.* **93**, 117003 (2004).
- ³⁹ H. C. Fu, C. Honerkamp and D.-H. Lee, *EPL* **75**, 146 (2006).
- ⁴⁰ D. M. Newns and C. C. Tsuei, *Nature Phys.* **3**, 184 (2007).
- ⁴¹ S. R. White and D. J. Scalapino, *Phys. Rev. Lett.* **80**, 1272 (1998).
- ⁴² Y. Wang and A. Chubukov, arXiv:1502.07689.
- ⁴³ Y. Wang and A. Chubukov, *Phys. Rev. B* **91**, 195113 (2015).
- ⁴⁴ Johannes Bauer and Subir Sachdev, arXiv:1506.06136.

Supplementary material

Effect of a larger antiferromagnetic coherence length



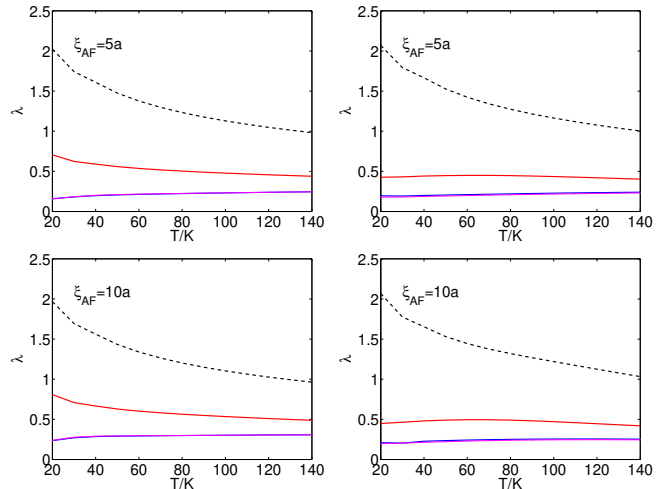
Supplementary Fig. 1: Temperature dependence of the leading eigenvalues for the superconducting (SC), diagonal CDW (CDW-diag) and bond-oriented CDW (CDW-x) states, for $\xi_{AF} = 5a$ and $10a$, in an approximation where G is based on a renormalized dispersion taken from ARPES data.

Supplementary Fig. 1 shows the effect of larger antiferromagnetic correlation lengths. We use the same parameters for interactions as for $\xi_{AF} = 2a$, except for the overall prefactor $g_{sf}^2 \chi_Q$, which we set to 0.49 eV and 0.35 eV for $\xi_{AF} = 5a$ and $10a$, respectively, in order to obtain a superconducting T_c of 50 K. As can be seen, increasing the antiferromagnetic correlation length leads to similar results to those presented in the main text for $\xi_{AF} = 2a$ (Fig. 2).

Self-energy effects

Now, we include the effect of the fermion self-energy on the temperature dependence of the eigenvalues. Sup-

plementary Fig. 2 shows the temperature dependence of the eigenvalues for larger antiferromagnetic correlation lengths. For this study we use $g_{sf}^2 \chi_Q = 3.2\text{eV}$ and keep



Supplementary Fig. 2: Temperature dependence of the leading eigenvalues for the superconducting (SC), diagonal CDW (CDW-diag) and bond-oriented CDW (CDW-x) states, for $\xi_{AF} = 5a$ and $10a$, obtained using dressed Green's functions. The left column shows the temperature dependence of the eigenvalues when the Fermi surface is kept unchanged in the full Green's function (ξ_k dropped in the numerator of Eq. 6), whereas for the figures in the right column, the full expression for G in Eq. 6 is used.

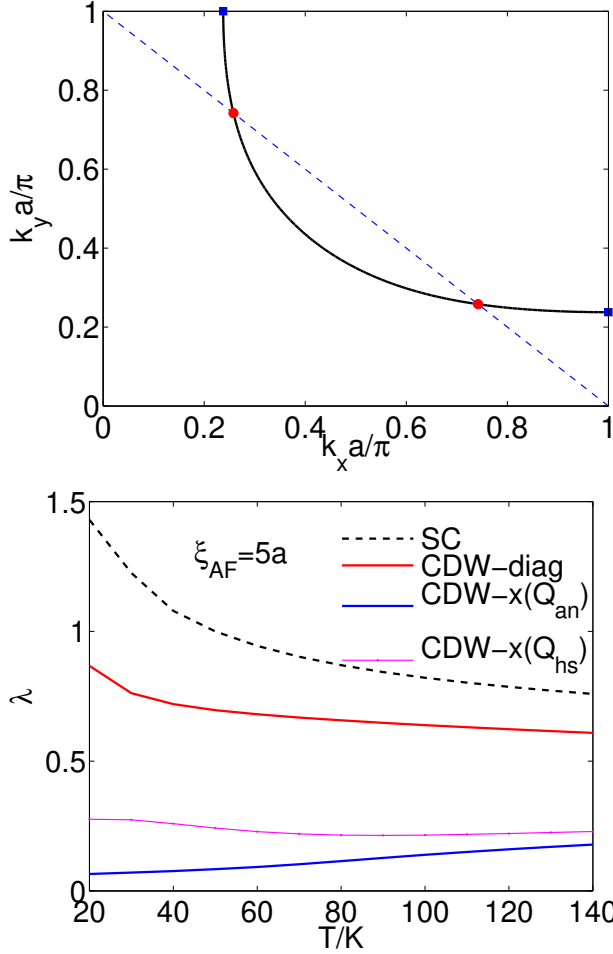
all other parameters the same as in the main text.

Effect of the band structure on the CDW order

We study a different fermionic dispersion where Q_{an} and Q_{hs} are further separated than in the previous dispersion to test how this influences the solutions at $(Q_{an}, 0)$ and $(Q_{hs}, 0)$. Supplementary Fig. 3 shows the Fermi surface for this alternate band structure and the resulting temperature dependence of the leading eigenvalues for various CDW states. Here we use $\xi_{AF} = 5a$ and keep the rest of the parameters for the interaction as before, except again we adjust $g_{sf}^2 \chi_Q$ to 0.73 eV in order to obtain a superconducting T_c of 50 K. The fermionic dispersion is

$$\xi(k_x, k_y) = 0.4 (\cos k_x a + \cos k_y a) - 0.32 \cos k_x a \cos k_y a + 0.04 (\cos 2k_x a + \cos 2k_y a) - 0.15 \quad (7)$$

where all energy scales are in eV. For this dispersion, we can clearly see that the eigenvalues of the CDW-x state for Q_{hs} and Q_{an} are quite different, though neither exhibit a log. We have also tested the tb1 and tb4 dispersions of Ref. 1 and do not find any qualitative difference in our conclusions.

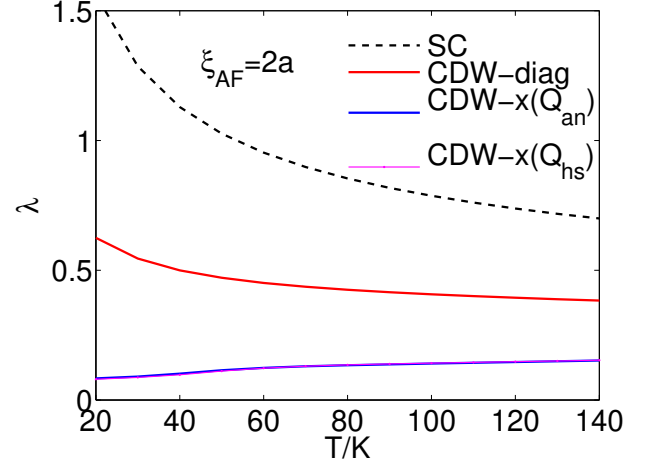


Supplementary Fig. 3: Fermi surface for the alternate fermionic dispersion is shown in the upper panel. The lower one shows the temperature dependence of the leading eigenvalue for the superconducting (SC), diagonal CDW (CDW-diag), and bond-oriented CDW (CDW-x) states for ordering vectors Q_{hs} and Q_{an} , in an approximation where G is based on a renormalized dispersion taken from ARPES data.

Effect of the B_{1g} phonon mode on the CDW order

We consider the B_{1g} phonon mode which involves an out of phase vibration of adjacent oxygen atoms along the c -axis. In general, the electron-phonon matrix element is sensitive to the details of the underlying electronic structure. We use the same fermion dispersion as in the main text, and for the electron-phonon matrix element we consider that based on a three-orbital model for the cuprates². The effective interaction reads (with V_{sf} the spin-fluctuation mediated interaction of the main text)

$$V_{eff} = V_{sf} - g(k' - Q/2, k - Q/2)g^*(k' + Q/2, k + Q/2) \times \frac{2\Omega_{B1g}}{\Omega^2 + \Omega_{B1g}^2}, \quad (8)$$



Supplementary Fig. 4: The temperature dependence of the CDW eigenvalues with both spin-fluctuation and phonon mediated interactions, in an approximation where G is based on a renormalized dispersion taken from ARPES data. The dashed line is the eigenvalue for the superconducting state, which gets slightly enhanced with the inclusion of the phonon mediated interaction.

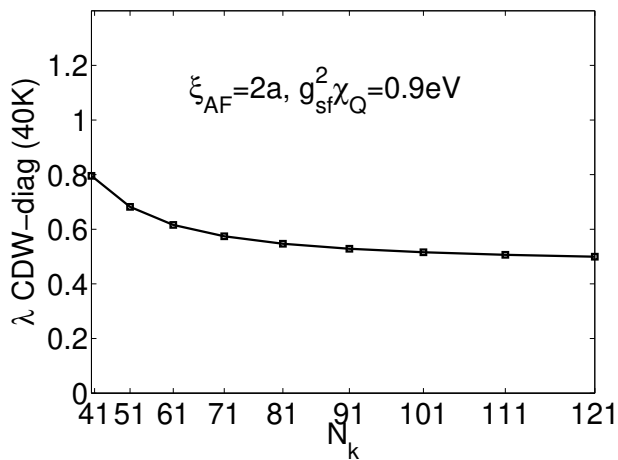
where Ω_{B1g} is the B_{1g} phonon mode energy which we take to be 341 cm^{-1} , and $g(k, k')$ is the electron-phonon matrix element which for this mode has a strong dependence on k and k'^2 . For the overall magnitude of g considered here, the Fermi velocity of $3.2 \text{ eV}\text{-}\text{\AA}^3$ along the zone diagonal from our tight binding dispersion would be renormalized to $2.7 \text{ eV}\text{-}\text{\AA}$. Results are show in Supplementary Fig. 4.

Convergence of eigenvalues

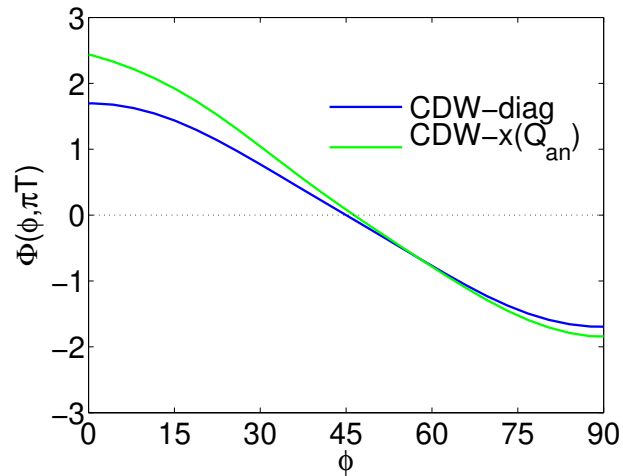
We have performed our calculations on a 101×101 momentum grid, which corresponds to a $0.02\pi/a$ momentum resolution. We checked different grid sizes and find that this grid is sufficient for convergence of the eigenvalues. Supplementary Fig. 5 shows the variation of eigenvalues as a function of the grid size. We also find that the number of Matsubara frequencies used in our calculation is sufficient for convergence of the eigenvalues in the temperature range that we study.

Eigenvector projection on the Fermi surface

In Supplementary Fig. 6 we show the projection of the eigenvector on the Fermi surface for the CDW-diag and CDW-x states. The full Brillouin zone dependence of these eigenvectors are shown in the main text (Fig. 3). On the Fermi surface, the CDW-diag state is well described by a $\cos 2\phi$ function, where ϕ is the angle along the Fermi surface. The bond oriented CDW-x state can be fit with $a + b \cos 2\phi + c \cos 4\phi$, where these terms rep-



Supplementary Fig. 5: The dependence of the maximum eigenvalue (as in Fig. 2) on the grid size $N_k \times N_k$. These eigenvalues correspond to the CDW-diag state at 40 K. In each case, we use 16 Matsubara frequencies.



Supplementary Fig. 6: The dependence of the eigenvector corresponding to the leading eigenvalue (Fig. 2) for the ordering vectors $(Q_{\text{hs}}, Q_{\text{hs}})$, and $(Q_{\text{an}}, 0)$, projected on the Fermi surface, where $\phi = 0$ corresponds to the antinodal point. This is shown for the lowest Matsubara frequency at $T=40$ K.

represent the s , d , and s' components, respectively, with the d component the dominant contribution.

* Present address : Center for Nanophase Materials Sciences, Oak Ridge National Laboratory, Oak Ridge, TN 37831

¹ M. R. Norman, Phys. Rev. B **75**, 184514 (2007).

² S. Johnston, F. Vernay, B. Moritz, Z.-X. Shen, N. Nagaosa, J. Zaanen and T. P. Devereaux, Phys. Rev. B **82**, 064513

(2010).

³ A. V. Chubukov and M. R. Norman, Phys. Rev. B **70**, 174505 (2004).