

# Disorder Influences the Quantum Critical Transport at a Superconductor to Insulator Transition

H. Q. Nguyen, S. M. Hollen, and J. M. Valles Jr.

*Department of Physics, Brown University, Providence, RI 02912*

J. Shainline and J. M. Xu

*School of Engineering, Brown University, Providence, RI 02912*

We isolated flux disorder effects on the transport at the critical point of the quantum magnetic field tuned Superconductor to Insulator transition (BSIT). The experiments employed films patterned into geometrically disordered hexagonal arrays. Spatial variations in the flux per unit cell, which grow in a perpendicular magnetic field, constitute flux disorder. The growth of flux disorder with magnetic field limited the number of BSITs exhibited by a single film due to flux matching effects. The critical metallic resistance at successive BSITs grew with flux disorder contrary to predictions of its universality. These results open the door for controlled studies of disorder effects on the universality class of an ubiquitous quantum phase transition.

Transport phenomena near quantum critical points receive ongoing scrutiny. Much attention comes from efforts to understand strange metal behavior in high  $T_c$  [1, 2] and heavy fermion compounds [3, 4]. Others who are developing string theory based techniques to calculate many body properties of condensed matter in the strong coupling limit have focussed on quantum critical transport as well [5–7]. An interesting case is the superfluid to insulator transition in charged two dimensional systems such as superconducting films. This Superconductor to Insulator transition (SIT) appears in numerous thin film systems [8, 9] as a change from superconducting to insulating transport when a physical parameter such as thickness [10, 11] magnetic field [12] or a gating field [13–16] is tuned. At the critical value of the tuning parameter, film resistances asymptote to a constant value in the zero frequency, low temperature limit. The limiting critical resistance assumes a value near the quantum of resistance for electron pairs  $R_c \sim \frac{h}{4e^2} = R_Q$  [8, 9]. Despite the simplicity of this behavior, questions remain regarding its universality and the influence of disorder.

Indeed, the critical resistance near a superconductor to insulator transition is at the heart of studies, both theoretical and experimental. Fisher [17] and collaborators [18] provided the original arguments supporting the universality of  $R_c$ . They focussed on bosonic systems presuming that fermion degrees of freedom in the form of unpaired electrons play no role. They argued that  $R_c$  is likely to be constant in ordered systems within a universality class [18] especially in magnetic field. Disorder appeared to lead to an increase in  $R_c$ . Numerical simulations [19, 20] also implied that quenched disorder modifies the SIT and  $R_c$ . On the other hand, recent Quantum Monte Carlo simulations of ordered [7] and disordered systems [21] produced nearly equivalent values of  $R_c$  suggesting only a weak disorder dependence. Similarly, experiments produce conflicting results. For indium oxide films,  $R_c$  hovers around  $R_c \simeq R_Q$  [12, 22–24] for a large variation in microscopic disorder. Studies of homogeneous amorphous bismuth films [25], however, show

that  $R_c$  grows with the normal state resistance, which is a similar measure of disorder. In both cases  $R_c$  assumes values that are about a factor of two higher than observed in the most ordered systems, micro-fabricated Josephson Junction Arrays (JJA) [26, 27]. Such an elaborate picture reflects the variety of approaches and systems employed to study  $R_c$ . It suggests that deriving a new method for controllably varying disorder and selecting a thin film system with a bosonic SIT is crucial to making further experimental progress.

Opportunities to carefully test quantum critical transport models of bosonic systems have arisen for thin film superconductors. There are clear indications that boson degrees of freedom dominate the SITs of a number of them [8, 9]. Increasing resistivity or applying a magnetic field transforms superconducting transport into thermally activated insulating charge transport consistent with boson localization in for example  $\text{InO}_x$  [28, 29],  $\text{TiN}$  [30], and nanostructured amorphous Bi films [31, 32]. Magnetoresistance measurements showing Little-Parks oscillations [24, 33] indicate that the bosons, Cooper pairs of electrons, remain intact across the transition. Tunneling experiments imply that the gap in the quasiparticle density of states persists into the insulating phase [34, 35] indicating that the fermionic degrees of freedom are not active at these SITs. Near the critical point, resistance data from the prototypical indium oxide film system show the expected scaling behavior [12, 23, 36]. Thus, recent work has made it possible to focus on bosonic phenomena using well chosen superconducting films.

There are challenges to isolating the effects of disorder as it can take many forms that simultaneously influence film behavior at the SIT [28, 30, 37–39]. Models consider disorder as random variations in the electron potential [17, 37, 38], or intersite coupling in lattice models [21], or in physical parameters of grains in granular models [40]. Each of these can lead to qualitative accounts of SIT phenomena, such as the transition [8], the emergence of granular structure in the Cooper pair distribution [41], and the appearance of the giant peak in the magnetoresis-

tance of the insulating phase [28]. Distinguishing the influences of each type of disorder, however, has been problematic. The common disorder parameter, the normal state sheet resistance  $R_N$ , can reflect any of the above forms as it depends on carrier density, impurity potential, and film morphology [8]. An additional confounding effect is that Coulomb interactions also grow with  $R_N$ . These repulsive interactions inhibit Cooper pair tunneling between superconducting islands like those found in granular films [42] and microfabricated JJAs [43]. They strengthen as the interisland resistances increase through  $R_Q$  to drive Cooper pair localization and thus, an SIT.

We developed a method to study quantum critical transport of a bosonic system near the SIT that isolates the effects of one form of disorder from other forms and interaction effects. We achieved this control by creating systems with tunable flux disorder. The method employs thin films patterned with a disordered triangular array of holes. The multiply connected geometry of these so-called nano-honeycomb (NHC) films enables a single film to exhibit a series of magnetic field driven bosonic SITs [44] (see Fig. 1). The geometric disorder leads to variations in the number of flux quanta per unit cell. This flux disorder [45] grows with magnetic field so that successive SITs occur with increasing disorder. It limits the number of magnetic field tuned SITs that appear due to flux matching effects. More notably, rather than being universal, the  $R_c$  of these SITs increase with flux disorder from about 4 k $\Omega$  per square to plateau at about 6 k $\Omega$ /□. We discuss how this observation implies that geometric array disorder presumed to exist in microscopically disordered thin films [38, 41] enhances  $R_c$  compared to ordered Josephson junction arrays.

We used anodized aluminum oxide substrates with a nearly triangular array of holes [46] as a template for NHC films (Figs. 1a,e). All substrates had the same average hole spacing of 100 nm. The more strongly disordered were produced by wrapping the aluminum with teflon tape to perturb the normally laminar flows that set up during anodization [46]. The geometric disorder is apparent in histograms of the unit cell areas for two typical NHC substrate (Figs. 1b,f). The substrates were mounted to a dilution refrigerator and held at 8 K during film deposition. We studied arrays with fixed geometric disorder and varying normal state sheet resistance by depositing a series of amorphous Bi films on a single substrate [33, 47]. Sheet resistances were measured at low frequencies using four probes. Transverse magnetic fields  $B$  were applied using a superconducting solenoid and are specified by the average number of flux quanta per unit cell in the array  $\bar{f} = B\bar{A}/\Phi_0$ , where  $\bar{A}$  is the average unit cell area and  $\Phi_0$  is a flux quantum.

Flux disorder results from variations in the geometry of the network of the templated NHC films. We characterize the network disorder by the fractional variation in the unit cell areas,  $\delta a \equiv \Delta A/\bar{A}$  where  $\Delta A$  is the standard deviation calculated from gaussian fits to the unit cell area histograms (Figs. 1 b,f). In a magnetic field, there

are variations in the local frustration,  $\delta f = \bar{f}\delta a$  that constitute the flux disorder [45]. This linear growth of  $\delta f$  with magnetic field is presumed to dominate any field induced changes in other forms of disorder. In particular, previous work by our group [47] demonstrated that NHC films are comprised of an array of islands connected by weak links. It is supposed that randomness in weak link coupling and island size varies little with magnetic fields well below the estimated upper critical magnetic field [48].

The effects of flux disorder can be seen in a comparison of the low temperature magneto transport of two films with different geometric disorder but similar  $R_N$  (Figs. 1 c,g). In both cases, the magnetoresistance oscillates with a period of 1 between low values at integer  $\bar{f}$  and high values at half-integer  $\bar{f}$  [31]. The oscillations decay more rapidly with  $\bar{f}$  for the more disordered sample. Investigations of multiple substrates [48] indicate that the number of visible oscillations decreases from about 5 to 1 as  $\delta a$  increases from 0.03 to 0.14 and does not depend on  $R_N$  [49]. Thus, the data imply that oscillations persist only up to fields such that the flux disorder  $\delta f \approx 0.3$ . The maximum number of oscillations observed in the most ordered arrays appears to be limited by the rise in the magneto-resistance that develops beyond 1 Tesla [31].

Insight into the origin of the oscillations described above comes from prior experiments by Forrester et. al. [50, 51] on micro-fabricated Josephson junction arrays with geometrical disorder. Their magneto-resistances near the superconducting transition temperature  $T_c$  oscillated with a period of 1 and decayed more rapidly in more disordered arrays. The oscillations completely disappeared above a critical field that was inversely proportional to the amount of geometrical disorder. The visibility of just 3 oscillations in Fig. 1g for  $\delta a = 0.115$  is in rough accord with their results. In addition, they showed that the phenomenon results from  $T_c$  variations caused by oscillations of the average of the Josephson coupling energy  $E_J = -J \cos(\theta_i - \theta_j - A_{ij})$  between neighboring nodes in the array [50].  $J$  is proportional to the amplitude of the superconducting order parameter on the nodes,  $\theta_i - \theta_j$  is the difference in the phases of the order parameter, and  $A_{ij} = \frac{\hbar}{2e} \int_i^j \mathbf{A} \cdot d\mathbf{l}$  is the line integral of the magnetic vector potential between neighboring nodes.  $E_J$  oscillates as  $A_{ij}$  increases with magnetic field and the oscillation amplitude decays as the variations in  $A_{ij}$  grow. The resemblance of the oscillations presented in Fig. 1 with the prior results indicates that a similar modulation of  $E_J$  occurs in the NHC films. Its effect, however, appears more dramatic as near the SIT,  $E_J$  controls the strength of quantum phase fluctuations that potentially drive NHC films into an insulating state.

Quantum superconductor to insulator transitions [52] are evident in the magneto-resistance oscillations in Figs. 1c,g. They are identified by the crossing points in the  $R_{\square}(B)$  traces taken at different temperatures. At each critical point  $(\bar{f}_c, R_c)$ , the slope  $\frac{dR_{\square}}{dT}$  changes sign [44] as depicted by the  $R_{\square}(T)$  in Figs. 1d,h. Negative and positive slopes correspond to films on the insulating and su-

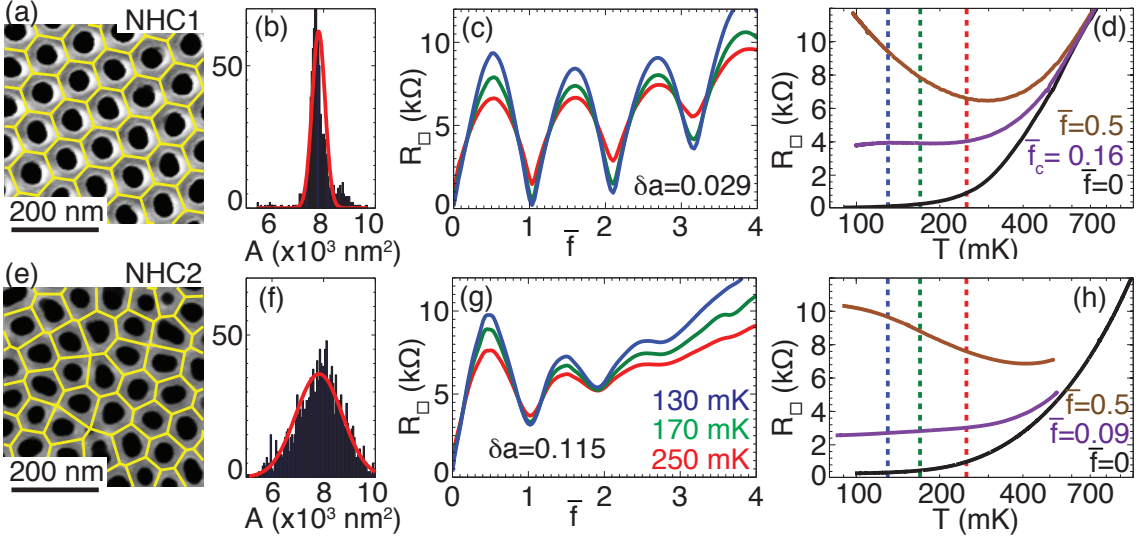


FIG. 1. Comparison of NHC films on two disordered arrays. (a-d) show data from the more ordered array NHC1 and (e-h) show data for the less ordered array NHC2. (a, e) Electron micrographs of the substrates. The unit cells, which were determined using a triangulation algorithm, are highlighted by yellow polygons. (b, f) Unit cell area distributions with Gaussian fits (red curves). The average unit cell area is  $\bar{A} = 8 \times 10^3 \text{ nm}^2$  for the two substrates. (c and g) Magnetoresistance oscillations ( $\bar{f} = B\bar{A}/\Phi_0$ ) at 130, 170, and 250 mK. (d and h) Film resistances as a function of temperature at zero field ( $\bar{f} = 0$ ), near  $f_c$ , and at  $\bar{f} = 1/2$ . The films on NHC1 and NHC2 have normal state resistances and thicknesses  $R_N = 17.9 \text{ k}\Omega/\square$  and  $d = 1.22 \text{ nm}$  and  $R_N = 19.2 \text{ k}\Omega/\square$  and  $d = 1.08 \text{ nm}$ , respectively.

perconducting sides of the SIT, respectively (cf. Ref. [8]). Changes in the slopes with field appear to be governed by smooth changes in an activation energy [44], which is consistent with the onset of boson localization. Also, the insulating film  $R_{\square}(T)$ s show reentrant dips indicative of Cooper pairing fluctuations [33] prior to rising at low temperatures (Figs. 1d, h). Seven crossing points are apparent in the more ordered sample while only three appear in the less ordered sample.

It is also possible to observe a bosonic superconductor to insulator transition at fields beyond the oscillation regime as shown in Fig. 2. The overlay of  $R_{\square}(B)$  traces at different temperatures shows a crossing near 1.9 T. This critical field corresponds to  $\bar{f}_c \approx 8$  or  $\delta f \approx 0.9$ . Qualitatively,  $R_{\square}(T)$ s at fixed magnetic fields develop tails at low temperatures that evolve into a flat dependence at the critical point with  $R_c \approx 6 \text{ k}\Omega/\square$  and finally an upturn with increasing field. These positive slopes  $dR_{\square}/dT$  fit to an Arrhenius form, which implies an activation energy of these insulating films [44]. Also, these  $R_{\square}(T)$ s show Cooper pairing reentrant dips. This evolution resembles the SITs in the oscillation regime of thinner films (see Figs. 1d, h) intimating that this high field SIT is also bosonic. The magnetic field induced reduction of  $E_J$  that drives this transition, however, must occur via a decrease in  $J$  caused by pairbreaking effects rather than an increase in frustration  $\sim A_{ij}$ .

The quantum critical resistances change systematically with flux disorder as illustrated in Fig. 3. The  $R_c$  obtained from films shown here and others [48] were deter-

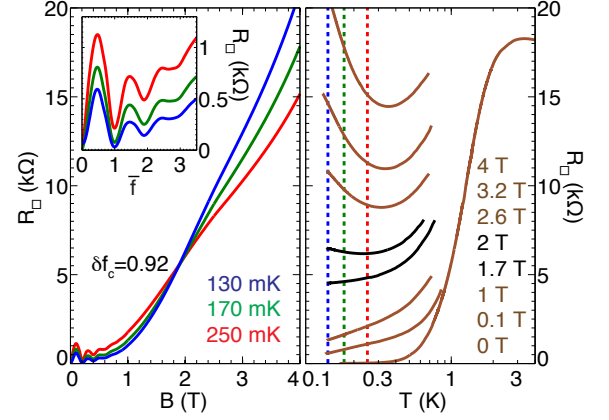


FIG. 2. A high field SIT. Film on NHC2 with  $R_N = 17 \text{ k}\Omega/\square$ . (a) Isothermal magnetoresistance curves at 130, 170, and 250 mK show a single crossing at  $B_c = 1.9 \text{ T}$ . Inset: Expanded low field region. (b)  $R_{\square}(T)$  at discrete magnetic fields spanning  $B_c$ . Vertical dashed lines indicate the isothermal slices in (a)

mined from crossing points in continuous field sweeps as in Fig. 1 or by interpolating measurements of  $R_{\square}(T)$  and  $\frac{dR_{\square}}{dT}$  at discrete fields to  $\frac{dR_{\square}}{dT} = 0$  [44]. These methods yielded similar results when they could be compared. It is apparent in the inset that  $R_c$  increases with flux in the low flux limit for fixed geometric disorder. Linear fits to data from two individual films emphasize this monotonic rise. This behavior contrasts with ideal JJA's for which

$R_c$  is independent of flux. Plotting the  $R_c$  of a number of films versus flux disorder  $\delta f$  reveals that  $R_c$  rises with a slope of  $\sim 3 - 4.5 \text{ k}\Omega/\square$  per unit of flux disorder to saturate near  $\frac{h}{4e^2}$  for  $\delta f \geq 0.3$ .  $R_c(\delta f \rightarrow 0)$  varies from 2.5 to 4  $\text{k}\Omega$ . Experiments on 1 set of films suggest that  $R_c(\delta f \rightarrow 0)$  depends on weak link coupling, which is unexpected for ideal JJA's [49].

The flux disorder dependence of  $R_c$  in Fig. 3 provides an explanation for the difference in  $R_c$  measured in films and fabricated JJAs. Films showing bosonic SIT characteristics exhibit  $R_c \approx R_Q$  with no clear dependence on  $R_N$ . Most notably, data on many different  $\text{InO}_x$  films indicate  $R_c \approx 5.8 \text{ k}\Omega$  [12, 22, 24]. Because these films lack clear geometrical structure, their BSITs presumably occur in the high flux disorder limit. Experiments on JJAs, on the other hand, yielded  $2.5 < R_c < 4.5 \text{ k}\Omega$  [26] and  $1.2 < R_c < 2.45 \text{ k}\Omega$  [27]. Clearly BSITs occur in the zero flux disorder limit in JJAs. Altogether these experiments point to  $R_c$  increasing with flux disorder (cf. Fig. 3).

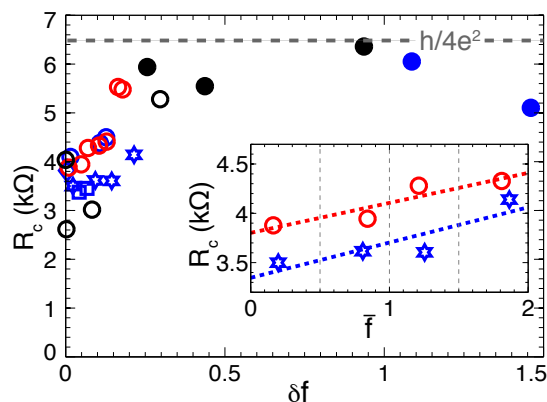


FIG. 3. Critical resistance as a function of flux disorder. Closed circles are high field SITs. Open symbols are SITs within the MR oscillation regime, with red circles from NHC1 ( $R_N = 19.7 \text{ k}\Omega/\square$ ) and blue symbols from NHC2: Diamonds ( $R_N = 20.3 \text{ k}\Omega/\square$ ), stars ( $R_N = 19.2 \text{ k}\Omega/\square$ ), open circles ( $R_N = 17.4 \text{ k}\Omega/\square$ ), squares ( $R_N = 16.7 \text{ k}\Omega/\square$ ), solid circles ( $R_N = 16 \text{ k}\Omega/\square$ ). Black symbols are from other substrates. Inset:  $R_c$  as a function of  $\bar{f}$  for two of the films. Dashed lines are linear fits to the open circles of the same color.

It is important to view the current results relative to previous experiments showing a relation between  $R_c$  and disorder as parameterized by the normal state sheet resistance  $R_N$ . Investigations of homogeneous  $\text{MoGe}$  films [53] and uniform amorphous  $\text{Bi}$  films [25] showed a strong positive correlation between  $R_c$  and  $R_N$ . This correlation could imply that  $R_c$  increases with disorder [25]. Alternatively, it could be produced by fermion quasiparticles known to be present at these SITs [54]. These fermions can provide a parallel dissipative channel that alters the transport in the vicinity of a nominally bosonic quantum critical point [55]. Thus, the correlation between  $R_c$  and

$R_N$  could reflect changes in quasiparticle density rather than disorder [53]. We hasten to add that patterning these films with hole arrays can potentially yield insight into the interplay of bosonic and fermionic degrees of freedom at an SIT. It can reveal how dissipation effects on a bosonic SIT due to quasiparticles [55] evolve with increasing disorder.

Although there have been many calculations of  $R_c$  at bosonic superconductor to insulator transitions including some that explicitly consider disorder effects [17, 19–21, 56–58] none appear to predict the behavior observed here. Uniquely, Kim and Stroud [20] treated flux disorder effects in Quantum Monte Carlo simulations of disordered square arrays of Josephson junctions. Their results predict that  $R_c$  decreases strongly with flux disorder from  $3.5R_Q$  to  $0.2R_Q$  for integer  $\bar{f}$ , which is in sharp contrast to our results at non-integer  $\bar{f}$  in Fig. 3. Likewise, a comparison [7] of a pair of Quantum Monte Carlo results [7, 21] employing the latest methods for extracting  $R_c$  from simulations suggests that  $R_c$  only weakly depends on disorder. In addition, the vast majority of predictions of  $R_c$  in the low disorder limit are higher than experimental values by a factor of more than two [6, 7, 19, 21, 59–62]. This discrepancy could suggest that the universality classes of the quantum rotor and Villain models employed in some of the most advanced approaches [7, 21] do not match the experimental systems. Or, it could reflect a need to further refine methods for calculating the quantum critical conductivity in the zero frequency limit [7, 21, 63]. There is the further possibility that experiments have not probed the true quantum critical regime.

In conclusion, we have described experiments revealing that disorder influences quantum critical transport of a bosonic system. We find that the critical resistance at the superconductor to insulator transition depends on flux disorder. This result invites more theoretical attention to its universality while illuminating a difference between SITs in thin films and Josephson junction arrays. The results also highlight a lack of quantitative agreement between theoretical predictions and measurements of the critical resistance. The studies establish NHC films as uniquely suited for studying the effects of well defined disorder on quantum critical transport and the universality class of a prominent quantum phase transition. Further, they invite comparisons with other condensed matter systems in which the interplay of quantum criticality and disorder can arise such as doped strongly correlated electron systems [64] or cold atoms in random optical lattices [65].

## ACKNOWLEDGMENTS

We have benefitted from discussions with E. Granato, A. Frydman, J. Joy, Xue Zhang and N. Trivedi. We are grateful for the support of NSF Grants No. DMR-1307290 and No. DMR-0907357 and AFOSR and AOARD.

- 
- [1] CM Varma, Z Nussinov, and Wim van Saarloos, “Singular or non-fermi liquids,” *Physics Reports*, **361**, 267–417 (2002).
- [2] J. Vučković, D. Tanasković, M. J. Rozenberg, and V. Dobrosavljević, “Bad-metal behavior reveals mott quantum criticality in doped hubbard models,” *Phys. Rev. Lett.*, **114**, 246402 (2015).
- [3] GR Stewart, “Non-fermi-liquid behavior in d-and f-electron metals,” *Reviews of Modern Physics*, **73**, 797 (2001).
- [4] Thomas Faulkner, Nabil Iqbal, Hong Liu, John McGreevy, and David Vegh, “Strange metal transport realized by gauge/gravity duality,” *Science*, **329**, 1043–1047 (2010).
- [5] Subir Sachdev, “What can gauge-gravity duality teach us about condensed matter physics?” *Annual Review of Condensed Matter Physics*, **3**, 9–33 (2012).
- [6] Kun Chen, Longxiang Liu, Youjin Deng, Lode Pollet, and Nikolay Prokofev, “Universal conductivity in a two-dimensional superfluid-to-insulator quantum critical system,” *Physical Review Letters*, **112**, 030402 (2014).
- [7] William Witczak-Krempa, Erik S Sørensen, and Subir Sachdev, “The dynamics of quantum criticality revealed by quantum monte carlo and holography,” *Nature Physics*, **10**, 361–366 (2014).
- [8] Vsevolod F Gantmakher and Valery T Dolgoplov, “Superconductor–insulator quantum phase transition,” *Physics-Uspokhi*, **53**, 1 (2010).
- [9] Vladimir Dobrosavljević, Nandini Trivedi, and James M Valles Jr, *Conductor Insulator Quantum Phase Transitions* (Cambridge University Press, 2012).
- [10] RC Dynes, JP Garno, and JM Rowell, “Two-dimensional electrical conductivity in quench-condensed metal films,” *Physical Review Letters*, **40**, 479 (1978).
- [11] DB Haviland, Y Liu, and AM Goldman, “Onset of superconductivity in the two-dimensional limit,” *Physical Review Letters*, **62**, 2180 (1989).
- [12] AF Hebard and MA Paalanen, “Magnetic-field-tuned superconductor-insulator transition in two-dimensional films,” *Physical Review Letters*, **65**, 927 (1990).
- [13] Kevin A Parendo, KH Sarwa B Tan, A Bhattacharya, M Eblen-Zayas, NE Staley, and AM Goldman, “Electrostatic tuning of the superconductor-insulator transition in two dimensions,” *Physical Review Letters*, **94**, 197004 (2005).
- [14] AD Caviglia, Stefano Gariglio, Nicolas Reyren, Didier Jaccard, T Schneider, M Gabay, S Thiel, G Hammerl, Jochen Mannhart, and J-M Triscone, “Electric field control of the  $\text{LaAlO}_3/\text{SrTiO}_3$  interface ground state,” *Nature*, **456**, 624–627 (2008).
- [15] Anthony T Bollinger, Guy Dubuis, Joonah Yoon, Davor Pavuna, James Misewich, and Ivan Božović, “Superconductor-insulator transition in  $\text{La}_2\text{Sr}_2\text{CuO}_4$  at the pair quantum resistance,” *Nature*, **472**, 458–460 (2011).
- [16] Adrien Allain, Zheng Han, and Vincent Bouchiat, “Electrical control of the superconducting-to-insulating transition in graphene–metal hybrids,” *Nature Materials*, **11**, 590–594 (2012).
- [17] Matthew PA Fisher, G Grinstein, and SM Girvin, “Presence of quantum diffusion in two dimensions: Universal resistance at the superconductor-insulator transition,” *Physical Review Letters*, **64**, 587 (1990).
- [18] Min-Chul Cha, Matthew PA Fisher, SM Girvin, Mats Wallin, and A Peter Young, “Universal conductivity of two-dimensional films at the superconductor-insulator transition,” *Physical Review B*, **44**, 6883 (1991).
- [19] Igor F Herbut, “Dual superfluid-bose-glass critical point in two dimensions and the universal conductivity,” *Physical Review Letters*, **79**, 3502 (1997).
- [20] Kwangmoo Kim and David Stroud, “Quantum monte carlo study of a magnetic-field-driven two-dimensional superconductor-insulator transition,” *Physical Review B*, **78**, 174517 (2008).
- [21] Mason Swanson, Yen Lee Loh, Mohit Randeria, and Nandini Trivedi, “Dynamical conductivity across the disorder-tuned superconductor-insulator transition,” *Physical Review X*, **4**, 021007 (2014).
- [22] G Sambandamurthy, A Johansson, E Peled, D Shahar, PG Björnsson, and KA Moler, “Power law resistivity behavior in 2d superconductors across the magnetic field-tuned superconductor-insulator transition,” *Europhysics Letters*, **75**, 611 (2006).
- [23] Myles A Steiner, Nicholas P Breznay, and Aharon Kapitulnik, “Approach to a superconductor-to-bose-insulator transition in disordered films,” *Physical Review B*, **77**, 212501 (2008).
- [24] G Kopnov, O Cohen, M Ovadia, K Hong Lee, Chee Cheong Wong, and D Shahar, “Little-parks oscillations in an insulator,” *Physical Review Letters*, **109**, 167002 (2012).
- [25] N Marković, C Christiansen, and AM Goldman, “Thickness–magnetic field phase diagram at the superconductor-insulator transition in 2d,” *Physical Review Letters*, **81**, 5217 (1998).
- [26] HSJ Van der Zant, FC Fritschy, WJ Elion, LJ Geerligs, and JE Mooij, “Field-induced superconductor-to-insulator transitions in josephson-junction arrays,” *Physical Review Letters*, **69**, 2971 (1992).
- [27] CD Chen, P Delsing, DB Haviland, Y Harada, and T Claeson, “Scaling behavior of the magnetic-field-tuned superconductor-insulator transition in two-dimensional josephson-junction arrays,” *Physical Review B*, **51**, 15645 (1995).
- [28] G Sambandamurthy, LW Engel, A Johansson, and D Shahar, “Superconductivity-related insulating behavior,” *Physical Review Letters*, **92**, 107005 (2004).
- [29] Myles Steiner and Aharon Kapitulnik, “Superconductivity in the insulating phase above the field-tuned superconductor-insulator transition in disordered indium oxide films,” *Physica C: Superconductivity*, **422**, 16–26 (2005).
- [30] TI Baturina, A Yu Mironov, VM Vinokur, MR Baklanov, and Christoph Strunk, “Localized superconductivity in the quantum-critical region of the disorder-driven superconductor-insulator transition in tin thin films,” *Physical Review Letters*, **99**, 257003 (2007).
- [31] HQ Nguyen, SM Hollen, MD Stewart Jr, J Shainline, Aijun Yin, JM Xu, and James M Valles Jr, “Observation of giant positive magnetoresistance in a cooper pair insulator,” *Physical Review Letters*, **103**, 157001 (2009).
- [32] Yen-Hsiang Lin, J Nelson, and AM Goldman, “The role

- of mesoscopic disorder in determining the character of the field-induced insulating regime of amorphous ultrathin films,” *Physica C: Superconductivity*, **497**, 102–109 (2014).
- [33] MD Stewart, Aijun Yin, JM Xu, and James M Valles, “Superconducting pair correlations in an amorphous insulating nanohoneycomb film,” *Science*, **318**, 1273–1275 (2007).
- [34] Benjamin Sacépé, C Chapelier, TI Baturina, VM Vinokur, MR Baklanov, and M Sanquer, “Disorder-induced inhomogeneities of the superconducting state close to the superconductor-insulator transition,” *Physical Review Letters*, **101**, 157006 (2008).
- [35] D Sherman, G Kopnov, D Shahar, and A Frydman, “Measurement of a superconducting energy gap in a homogeneously amorphous insulator,” *Physical Review Letters*, **108**, 177006 (2012).
- [36] Maoz Ovadia, David Kalok, Benjamin Sacépé, and Dan Shahar, “Duality symmetry and its breakdown in the vicinity of the superconductor-insulator transition,” *Nature Physics*, **9**, 415–418 (2013).
- [37] Amit Ghosal, Mohit Randeria, and Nandini Trivedi, “Role of spatial amplitude fluctuations in highly disordered s-wave superconductors,” *Physical Review Letters*, **81**, 3940 (1998).
- [38] Yonatan Dubi, Yigal Meir, and Yshai Avishai, “Nature of the superconductor-insulator transition in disordered superconductors,” *Nature*, **449**, 876–880 (2007).
- [39] Karim Bouadim, Yen Lee Loh, Mohit Randeria, and Nandini Trivedi, “Single-and two-particle energy gaps across the disorder-driven superconductor-insulator transition,” *Nature Physics*, **7**, 884–889 (2011).
- [40] IS Beloborodov, Ya V Fominov, AV Lopatin, and VM Vinokur, “Insulating state of granular superconductors in a strong-coupling regime,” *Physical Review B*, **74**, 014502 (2006).
- [41] B Sacépé, C Chapelier, TI Baturina, VM Vinokur, MR Baklanov, and M Sanquer, “Disorder-induced inhomogeneities of the superconducting state close to the superconductor-insulator transition,” *Physical Review Letters*, **101**, 157006 (2008).
- [42] KL Ekinici and JM Valles Jr, “Morphology of quench condensed pb films near the insulator to metal transition,” *Physical Review Letters*, **82**, 1518 (1999).
- [43] Rosario Fazio and Herre Van Der Zant, “Quantum phase transitions and vortex dynamics in superconducting networks,” *Physics Reports*, **355**, 235–334 (2001).
- [44] MD Stewart Jr, Aijun Yin, JM Xu, and JM Valles Jr, “Magnetic-field-tuned superconductor-to-insulator transitions in amorphous bi films with nanoscale hexagonal arrays of holes,” *Physical Review B*, **77**, 140501 (2008).
- [45] Enzo Granato and JM Kosterlitz, “Quenched disorder in josephson-junction arrays in a transverse magnetic field,” *Physical Review B*, **33**, 6533 (1986).
- [46] AJ Yin, J Li, W Jian, AJ Bennett, and JM Xu, “Fabrication of highly ordered metallic nanowire arrays by electrodeposition,” *Applied Physics Letters*, **79**, 1039–1041 (2001).
- [47] SM Hollen, HQ Nguyen, E Rudisaile, MD Stewart Jr, J Shainline, JM Xu, and JM Valles Jr, “Cooper-pair insulator phase in superconducting amorphous bi films induced by nanometer-scale thickness variations,” *Physical Review B*, **84**, 064528 (2011).
- [48] Hung Q. Nguyen, *Experiments on a Cooper Pair Insulator*, Ph.D. thesis, Brown University (2010).
- [49] See Supplemental Material at [URL will be inserted by publisher] for discussion of the evolution of the magnetoresistance oscillations with weak link coupling and of the dependence of  $R_c(\bar{f} = 0)$  on weak link coupling.
- [50] SP Benz, MG Forrester, M Tinkham, and CJ Lobb, “Positional disorder in superconducting wire networks and josephson junction arrays,” *Physical Review B*, **38**, 2869 (1988).
- [51] MG Forrester, Hu Jong Lee, M Tinkham, and CJ Lobb, “Positional disorder in josephson-junction arrays: Experiments and simulations,” *Physical Review B*, **37**, 5966 (1988).
- [52] Enzo Granato, “Resistive transition in frustrated josephson-junction arrays on a honeycomb lattice,” *Physical Review B*, **87**, 094517 (2013).
- [53] Ali Yazdani and Aharon Kapitulnik, “Superconducting-insulating transition in two-dimensional amorphous thin films,” *Physical Review Letters*, **74**, 3037 (1995).
- [54] Shih-Ying Hsu, JA Chervenak, and JM Valles Jr, “Magnetic field enhanced order parameter amplitude fluctuations in ultrathin films near the superconductor-insulator transition,” *Physical Review Letters*, **75**, 132 (1995).
- [55] Nadya Mason and Aharon Kapitulnik, “Dissipation effects on the superconductor-insulator transition in 2d superconductors,” *Physical Review Letters*, **82**, 5341 (1999).
- [56] Min-Chul Cha and S.M. Girvin, “Universal conductivity in the boson hubbard model in a magnetic field,” *Physical Review B*, **49**, 9794 (1994).
- [57] Yoshihiro Nishiyama, “Numerical analysis of the magnetic-field-tuned superconductor-insulator transition in two dimensions,” *Physica C*, **353**, 147 (2001).
- [58] Mats Wallin, Erik S So, SM Girvin, AP Young, *et al.*, “Superconductor-insulator transition in two-dimensional dirty boson systems,” *Physical Review B*, **49**, 12115 (1994).
- [59] GG Batrouni, B Larson, RT Scalettar, J Tobochnik, and J Wang, “Universal conductivity in the two-dimensional boson hubbard model,” *Physical Review B*, **48**, 9628 (1993).
- [60] Erik S Sørensen, Mats Wallin, SM Girvin, and A Peter Young, “Universal conductivity of dirty bosons at the superconductor-insulator transition,” *Physical Review Letters*, **69**, 828 (1992).
- [61] Miloje Makivić, Nandini Trivedi, and Salman Ullah, “Disordered bosons: Critical phenomena and evidence for new low energy excitations,” *Physical Review Letters*, **71**, 2307 (1993).
- [62] Karl J Runge, “Numerical study of the onset of superfluidity in two-dimensional, disordered, hard-core bosons,” *Physical Review B*, **45**, 13136 (1992).
- [63] Kedar Damle and Subir Sachdev, “Nonzero-temperature transport near quantum critical points,” *Physical Review B*, **56**, 8714 (1997).
- [64] A Rosch, “Interplay of disorder and spin fluctuations in the resistivity near a quantum critical point,” *Physical Review Letters*, **82**, 4280 (1999).
- [65] Benjamin Deissler, Matteo Zaccanti, Giacomo Roati, Chiara D’Errico, Marco Fattori, Michele Modugno, Giovanni Modugno, and Massimo Inguscio, “Delocalization of a disordered bosonic system by repulsive interactions,” *Nature Physics*, **6**, 354–358 (2010).