

THE BURDEN OF RISK AVERSION IN MEAN-RISK SELFISH ROUTING

E. NIKOLOVA* AND N.E. STIER-MOSES**

* *Department of Electrical and Computer Engineering, University of Texas at Austin, Austin, TX, USA,*
nikolova@austin.utexas.edu

** *Graduate School of Business, Columbia University, New York, USA, stier@gsb.columbia.edu*
School of Business, Universidad Torcuato Di Tella and CONICET, Buenos Aires, Argentina

ABSTRACT. Considering congestion games with uncertain delays, we compute the inefficiency introduced in network routing by risk-averse agents. At equilibrium, agents may select paths that do not minimize the expected latency so as to obtain lower variability. A social planner, who is likely to be more risk neutral than agents because it operates at a longer time-scale, quantifies social cost with the total expected delay along routes. From that perspective, agents may make suboptimal decisions that degrade long-term quality. We define the *price of risk aversion* (PRA) as the worst-case ratio of the social cost at a risk-averse Wardrop equilibrium to that where agents are risk-neutral. For networks with general delay functions and a single source-sink pair, we show that the PRA depends linearly on the agents' risk tolerance and on the degree of variability present in the network. In contrast to the *price of anarchy*, in general the PRA increases when the network gets larger but it does not depend on the shape of the delay functions. To get this result we rely on a combinatorial proof that employs alternating paths that are reminiscent of those used in max-flow algorithms. For *series-parallel* (SP) graphs, the PRA becomes independent of the network topology and its size. As a result of independent interest, we prove that for SP networks with deterministic delays, Wardrop equilibria *maximize* the shortest-path objective among all feasible flows.

KEYWORDS: Congestion Game, Stochastic Networks, Risk-averse Wardrop Equilibrium, Mean-Stdev Risk Measure, Mean-Var Risk Measure, Nash Equilibrium, Stochastic Selfish Routing.

1. INTRODUCTION

A central question in decision making is how to make good decisions under uncertainty, in particular when decision makers are risk averse. Applications of crucial national importance, including alleviating congestion in transportation networks, as well as improving telecommunications, robotics, security and others, all face pervasive uncertainty and often require finding *reliable* or *risk-minimizing solutions*. Those applications have motivated the development of algorithms that incorporate risk primitives, and the inclusion of risk aversion in questions related to algorithmic game theory. While risk has been extensively studied in the fields of finance and operations, among others, in comparison there is relatively little literature in the theoretical computer science community devoted to this issue. One of the goals of this paper is to inspire more work devoted to understanding and mitigating risk in networked systems.

Capturing uncertainty and risk aversion in traditional combinatorial problems studied by theoretical computer science often reduces to nonlinear or nonconvex optimization over combinatorial feasible sets, for which no efficient algorithms are known. Possibly due to the difficulty in writing the ensuing problems in simple terms, at present we lack a systematic understanding of how risk considerations can be successfully incorporated into classic combinatorial problems. Doing so would necessitate new techniques for analyzing risk-minimizing combinatorial structures rigorously.

Within the fields of algorithms and algorithmic game theory, routing has proved to be a pervasive source of important questions. Indeed, many fundamental questions on risk-averse routing are still open, including several intriguing cases where the complexity is unknown. For example, in a network with uncertain edge

delays, what is the complexity of finding the path with highest probability of reaching the destination within a given deadline? What is the path that minimizes the mean delay plus the standard deviation along that path? The best known algorithms for both of these questions have a polynomial runtime and smoothed complexity, but a subexponential worst-case running time (Nikolova et al. 2006b, Nikolova 2010). Hence, these problems are unlikely to be NP-hard, yet polynomial algorithms have so far been elusive. There are also a myriad of other possible risk objectives, yielding nonlinear and nonconvex optimization problems over the path polytope, that are open from a complexity, algorithmic and approximation point of view.

Consequently, we are at the very beginning of understanding risk and designing appropriate models in routing games, which have been instrumental in the development of algorithmic game theory in the past two decades. Routing games capture decision-making by multiple agents in a networking context, internalizing the congestion externalities generated by self-minded agents. Externalities are traditionally captured by considering that edge delays are functions of the edge flow. In addition to the technical challenges involving the characterization and computation of equilibria, a key insight brought by the study of these games was that equilibria are not extremely inefficient. The *price of anarchy*—by now a widely studied concept used in a variety of problems and applications—represents the worst-case ratio between the cost of a Nash equilibrium and the cost of the socially-optimal solution. This ratio, which quantifies the degradation of system performance due to selfish behavior, was first defined in the context of routing and applied to a network with parallel links (Koutsoupias and Papadimitriou 2009). It was subsequently analyzed for general networks and different types of players (Roughgarden and Tardos 2002, Roughgarden 2003, Correa et al. 2004, 2008). With few exceptions, this stream of work has assumed that delays are deterministic, while almost every practical situation in which such games could be useful presents uncertainty. For instance, there are uncertain delays in a transportation network due to weather, accidents, traffic lights, etc., and in telecommunications networks due to changing demand, hardware failures, interference, packet retransmissions, etc.

Risk Model. A generalization of the classic selfish routing model introduced by Beckmann et al. (1956) to the case of uncertain delays is to associate every edge to a random variable whose distribution depends on the edge flow. The problem faced by a risk-averse agent becomes more involved since it is not merely finding the shortest path with respect to delays. To find the best route, agents must consider both the expected delay and the variability along all possible choices, leading them to solve stochastic shortest path problems. For instance, it is common that commuters add a buffer to the expected travel time for their trip to maximize the chance of arriving on-time to an important meeting or to a flight at the airport. A classic model in finance that captures the tradeoff between mean and variability is Markowitz’ mean-risk framework (Markowitz 1952). It considers an agent that optimizes a linear combination of mean and risk, weighted by a *risk-aversion coefficient* that quantifies the degree of risk aversion of that agent. In the context of routing, Nikolova and Stier-Moses (2014) adapted that framework to Wardrop equilibria, showed the existence of equilibria, and computed efficiency indicators such as the price of anarchy.

Of course, there are multiple ways to capture risk. The expected utility theory Von Neumann and Morgenstern (1944), which is prevalent in economics, captures risk-averse preferences using concave utility functions. This theory has been criticized due to unrealistic assumptions such as independence of irrelevant alternatives so other theories have been proposed (e.g., Tversky and Kahneman (1981)). The theory of coherent risk measures, proposed in the late nineties, takes an axiomatic approach to risk (e.g., see surveys Rockafellar (2007), Krokmal et al. (2011) and references therein). Cominetti and Torrico (2013) adapted these ideas to the context of network routing and concluded that the mean-variance objective has benefits over other risk measures in being additively consistent. In finance, the mean-risk and other traditional risk measures have been criticized for leading to counterintuitive solutions such as preferring stochastically dominated solutions. Nevertheless, different risk postulates may be relevant in the context of transportation and telecommunications. For instance, stochastically-dominated routes may be admissible if certainty is more valued than a stochastically-dominant solution with large variance. Indeed, one may choose a larger-latency path rather than routing along variable paths that introduce jitter in real-time communications. Following on

our previous work on risk-averse congestion games, in this paper we consider both the mean-variance and mean-standard deviation objectives for risk-averse routing.

It is important to note that risk aversion may induce agents to choose longer routes to reduce risk, effectively trading off mean with variance. Hence, a natural question to ask for a network game with uncertain delays and risk-averse agents is *how much of the degradation in system performance can be attributed to the agents' risk-aversion*. We refer to this degradation by the *price of risk-aversion* (PRA), which we formally define as the worst-case ratio of the social cost of the equilibrium (with risk-averse agents) to that of an equilibrium if agents were risk neutral. The rationale for choosing this particular ratio is that we want to disentangle the effects caused by selfish behavior, captured by the price of anarchy, from those caused by risk aversion per se. The social cost is considered with respect to average delays because a central planner would typically care about a long-term perspective and minimize average agent delays and average pollutant emissions.

Using the variance of delay along a route as a risk indicator, although not directly intuitive since it is not expressed in the same units as the mean delay, leads to models that satisfy natural and intuitive optimality conditions for routes; namely, a subpath of an optimal path remains optimal (called the *additive consistency* property). Indeed, the mean-variance objective is additive along paths (the cost of a path is the sum of the cost of its edges). It thus lends itself to tractable algorithms in terms of computing equilibria, at least as long as delays are pairwise independent across edges. On the other hand, comparing a Wardrop equilibrium with risk-averse players to a standard Wardrop equilibrium is far from straightforward and requires new techniques for understanding how the two differ.

Alternatively, one could set the risk indicator to be the standard deviation of delays. A big advantage is that the mean-standard deviation objective can be thought of as a quantile of delay, easily justifying the buffer time that commuters consider when selecting when to start the trip. The disadvantages are that additive consistency is lost and, technically, that to compute the standard deviation one must take a square root, which makes the objective non-separable and nonconvex. For more details, we refer the reader to Nikolova and Stier-Moses (2014), where these pros and cons are discussed in further detail.

Our results. We define a new concept, the price of risk aversion (PRA), as the worst-case ratio of the social cost (total expected delay) of a risk-averse Wardrop equilibrium (RAWE) to that of a risk-neutral Wardrop equilibrium (RNWE). Our main result, presented in Section 4, is a bound on the price of risk aversion for arbitrary graphs with a single origin-destination (OD) pair and mean-variance risk minimizing players. We provide a bound of $1 + \gamma\kappa\eta$, where γ is the risk-aversion coefficient, κ is the maximum possible variability (variance to mean ratio) of all edges when the prevailing traffic conditions are those under the equilibrium, and η is a topological parameter that captures how many flow-bearing paths are needed to cover a special structure called an alternating path. The parameter η strongly depends on the topology, and is at most half the number of nodes in the network, $\lceil (n - 1)/2 \rceil$. The resulting bound is appealing in that it depends on the three factors that one would have expected (risk aversion, variability and network size), but perhaps unexpectedly does so in a linear way and for arbitrary delay functions. The proof of this result is based on a novel idea of constructing a type of *alternating path* that switches between forward edges for which the flow under a RAWE is less than or equal to the flow under a RNWE, and backward edges for which the opposite inequality holds. This construction is the key that allows us to compare both equilibrium flows and derive our main result.

The proof of the main result consists of three key lemmas that show that (a) an alternating path always exists (Lemma 4.5), (b) the cost of a RAWE is upper-bounded by an inflated total mean delay along forward edges minus the total mean delay along backward edges (Lemma 4.6), and (c) the cost of a RNWE is lower-bounded by the total mean delay along forward edges minus the total mean delay along backward edges (Lemma 4.7). Steps (a) and (c) are proved independently of the choice of risk model. Step (b) is more subtle: it constructs a series of subpaths that connect different parts of the alternating path to the source and the sink, and uses the equilibrium conditions to provide partial bounds for subpaths of the alternating path.

The lemma then exploits the linearity of the mean-variance objective to get a telescopic sum that simplifies precisely to the total delay along the alternating path.

Theorem 4.8 puts the lemmas together and upper bounds the total mean delay of the forward subpaths in the alternating path by the cost of the RNWE times the number of such forward paths, obtaining the factor $\eta \leq \lceil (n-1)/2 \rceil$ in the worst-case, as mentioned above. Although it is an open question whether our bound is tight for general graphs, we prove that it is tight for two families of graphs. For series-parallel (SP) graphs, it turns out that there must exist an alternating path that consists of only forward edges (that is, $\eta = 1$), which implies that the price of risk-aversion for those topologies is exactly $1 + \gamma\kappa$ (Corollary 4.11 and lower bound in Section 4.1). For Braess graphs, we establish that the price of risk aversion is bounded by $1 + 2\gamma\kappa$ and this bound is tight, as well.

As mentioned above, many of the results for the mean-variance risk model extend to the mean-stdev objective. In particular, the only piece missing to prove a general theorem is an equivalent of Lemma 4.6, which bounds the cost of the RAWWE by an expression of the edge delays along the alternating path. The difficulty in extending our current proof to general graphs is the nonlinearity of the mean-stdev cost function, which in turn puts a restriction on the equilibrium flow in that its edge-flow representation cannot be decomposed arbitrarily to a path-flow representation. (The latter leads to an interesting open problem, posed by Nikolova and Stier-Moses (2014): is there an efficient algorithm that converts a given equilibrium edge-flow vector into an equilibrium path-flow decomposition? That reference shows that a succinct path flow decomposition that uses polynomially-many paths exists.) Circumventing the nonlinearity challenge, we are able to prove the equivalent of Lemma 4.6 on the Braess graph with a more involved case analysis (Lemma 5.6). Henceforth, we establish that the exact value of the price of risk aversion for Braess graphs in the mean-stdev case match those in the mean-variance case.

The independence of the network topology property for SP graphs also extends to the mean-stdev case. To obtain that extension, we provide a result for SP graphs that is interesting in its own right. As discussed earlier, it has already been established that RNWE are typically not extremely inefficient because the price of anarchy is bounded. We prove that considering SP graphs with deterministic delays, the equilibrium maximizes the shortest path objective among all feasible flows (Theorem 5.9). In other words, the shortest path for an arbitrary flow can never be longer than the shortest path for the RNWE.

2. RELATED WORK

In this work we consider how having stochastic delays and risk-averse users influence the traditional competitive network game introduced by Wardrop (1952). He postulated that the prevailing traffic conditions can be determined from the assumption that users jointly select shortest routes, and the mathematics that go with this idea were formalized in an influential book by Beckmann et al. (1956) where they lay out the foundations to analyze network games. These models find applications in various application domains such as in transportation (Sheffi 1985) and telecommunications (Altman et al. 2006). In the last decade, these types of models have received renewed attention with many studies aimed at understanding under what conditions these games admit an equilibrium, what uniqueness properties are satisfied by these equilibria, what methods can be used to compute equilibria efficiently, what price is paid for having competition instead of a centralized solution, and what are good ways to align incentives so an equilibrium becomes socially optimal. For references on these topics from a perspective similar to ours, we refer the readers to the surveys (Nisan et al. 2007, Correa and Stier-Moses 2011).

The route-choice model in this paper consists of users that select the path that minimizes the mean plus a multiple of the variability of travel time (captured by either variance or standard deviation). Exact algorithms and fully-polynomial approximation schemes have been proposed for this problem and for a more general risk-averse combinatorial framework by Nikolova et al. (2006b), Nikolova (2010). Approximation algorithms for other risk-averse combinatorial frameworks were provided by Nikolova et al. (2006a), Swamy (2011), Li and Deshpande (2011). We refer the reader to these papers for a more extensive list of references on risk-averse combinatorial optimization.

There is a growing literature on stochastic congestion games. Ordóñez and Stier-Moses (2010) introduce a game with uncertain delays and risk-averse users and study how the solutions provided by it can be approximated numerically by an efficient column-generation method that is based on robust optimization. The main conclusion is that the solutions computed using their approach are good approximations of *percentile equilibria* in practice. Here, a percentile equilibrium is a solution in which percentiles of travel times along flow-bearing paths are minimal. They also use their algorithm to compare equilibria with risk-averse players to those with risk-neutral players, as in the standard Wardrop model. Nie (2011), who also studies percentile equilibria, considers an instance with two edges and exogenous standard deviations in detail, provides a gradient projection algorithm to find percentile equilibria, and uses it to perform a computational study. Nikolova and Stier-Moses (2014) prove existence and POA results for the exact model we consider here, when the variability is captured by the standard deviations of latencies. Piliouras et al. (2013) consider the sensitivity of the price of anarchy to several risk averse user objectives, in a different routing game model with atomic players and affine latency functions. Angelidakis et al. (2013) also focus on atomic congestion games with uncertainty induced by stochastic players or stochastic delays, and characterize when equilibria can be efficiently computed. For other references, we direct the reader to Nikolova and Stier-Moses (2014).

For network and congestion games, a series of papers in the last 15 years have studied the inefficiency introduced by self-minded behavior. To quantify that inefficiency, Koutsoupias and Papadimitriou (2009) computed the supremum over all problem instances of the ratio of the equilibrium cost to the social optimum cost, which has been called the *price of anarchy* (POA) by Papadimitriou (2001). The POA has been analyzed extensively in relation to transportation and telecommunications networks with increasingly more general assumptions (Roughgarden and Tardos 2002, Roughgarden 2003, Correa et al. 2004, Chau and Sim 2003, Perakis 2007, Correa et al. 2008). Nikolova and Stier-Moses (2014) extended that notion to the case of stochastic delays with risk-averse players. A different concept, the price of uncertainty, was considered in congestion games in reference to how best response dynamics change under randomness introduced by an adversary and random ordering of players (Balcan et al. 2009). Risk aversion in the algorithmic game theory literature has been considered recently in the context of general games (e.g., Fiat and Papadimitriou (2010) who focus on hardness results) and mechanism design (e.g., Dughmi and Peres (2012), Fu et al. (2013), Dughmi (2014)).

3. THE MODEL

We consider a directed graph $G = (V, E)$ with a single source-sink pair (s, t) and an aggregate demand of d units of flow that need to be routed from s to t . We let \mathcal{P} be the set of all feasible paths between s and t . We encode players decisions as a flow vector $f = (f_p)_{p \in \mathcal{P}} \in \mathbb{R}_+^{|\mathcal{P}|}$ over all paths. Such a flow is feasible when demand is satisfied, as given by the constraint $\sum_{p \in \mathcal{P}} f_p = d$. For notational simplicity, we denote the flow on a directed edge e by $f_e = \sum_{p \ni e} f_p$. When we need multiple flow variables, we use the analogous notation x, x_p, x_e and z, z_p, z_e .

The network is subject to congestion, modeled with stochastic delay functions $\ell_e(f_e) + \xi_e(f_e)$ for each edge $e \in E$. Here, $\ell_e(f_e)$ measures the expected delay when the edge has flow f_e , and $\xi_e(f_e)$ is a random variable that represents a noise term on the delay, encoding the error that $\ell_e(\cdot)$ makes. Functions $\ell_e(\cdot)$, generally referred to as *latency functions*, are assumed continuous and non-decreasing. The expected latency along a path p is given by $\ell_p(f) := \sum_{e \in p} \ell_e(f_e)$.

Random variables $\xi_e(f_e)$ have expectation equal to zero and standard deviation equal to $\sigma_e(f_e)$, for arbitrary continuous functions $\sigma_e(\cdot)$. We assume that these random variables are pairwise independent. From there, the variance along a path equals $v_p(f) = \sum_{e \in p} \sigma_e^2(f_e)$, and the standard deviation (stdev) is $\sigma_p(f) = (v_p(f))^{1/2}$. We will initially work with variances and then extend the model to standard deviations, which have the complicating square roots. (For details on the complications, we refer the reader to Nikolova and Stier-Moses (2014)).

We will consider the *nonatomic* version of the routing game where infinitely many players control an infinitesimal amount of flow each so that the path choice of a single player does not unilaterally affect the costs experienced by other players (even though the joint actions of players affect other players).

As explained in the introduction, players are risk-averse and hence choose paths taking into account the variability of delays. We follow the literature and perturb the mean delay of path p with a factor of the variance:

$$Q_p^\gamma(f) = \ell_p(f) + \gamma v_p(f). \quad (1)$$

This objective function will be referred to as the *mean-var* objective, and frequently simply as the *path cost* (as opposed to latency). Here, $\gamma \geq 0$ is a constant that quantifies the risk-aversion of the players, which we assume homogeneous. The special case of $\gamma = 0$ corresponds to risk-neutrality.

The variability of delays is usually not too large with respect to the expected latency. It is common to consider the *coefficient of variability* $CV_e(f_e) := \sigma_e(f_e)/\ell(f_e)$ given by the ratio of the standard deviation to the expectation as a relative measure of variability. In this case, we consider the *variance-to-mean ratio* $v_e(f_e)/\ell(f_e)$ as a relative measure of variability. Consequently, we assume that $v_e(x_e)/\ell_e(x_e)$ is bounded from above by a fixed constant κ for all $e \in E$ at the equilibrium flow $x_e \in \mathbb{R}_+$. This means that the variance cannot be larger than κ times the expected latency in any edge at the equilibrium flow.

In summary, an instance of the problem is given by the tuple (G, d, ℓ, v, γ) , which represents the topology, the demand, the latency functions, the variability functions, and the degree of risk-aversion of players.

The following definition captures that at equilibrium players route flow along paths with minimum cost $Q_p^\gamma(\cdot)$. In essence, users will switch routes until at equilibrium costs are equal along all used paths. This is the natural extension of the traditional Wardrop Equilibrium to risk-averse users.

Definition 1 (Equilibrium). *A γ -equilibrium of a stochastic nonatomic routing game is a flow f such that for every $k \in K$ and for every path $p \in \mathcal{P}_k$ with positive flow, the path cost $Q_p^\gamma(f) \leq Q_q^\gamma(f)$ for any other path $q \in \mathcal{P}_k$. For a fixed risk-aversion parameter γ , we refer to a γ -equilibrium as a risk-averse Wardrop equilibrium (RAWE) and denote it by x .*

Notice that since the variance decomposes as a sum over all the edges that form the path, the previous definition represents a standard Wardrop equilibrium with respect to modified costs $\ell_e(f_e) + \gamma v_e(f_e)$. For the existence of the equilibrium, it is sufficient that the modified cost functions are increasing.

Our goal is to investigate the effect that risk-averse decision-makers have on the quality of equilibria. The quality of a solution that represents collective decisions can be quantified by the cost of equilibria with respect to expected delays since, over time, different realizations of delays average out to the mean by the law of large numbers. For this reason, a social planner, who is concerned about the long term, is typically risk neutral, as opposed to users who tend to be more emotional about decisions. Furthermore, the social planner may aim to reduce long-term emissions, which would be better captured by the total expected delay of all users. These arguments justify the difference between the risk aversion coefficient that characterizes user behavior at equilibrium and the behavior of the social planner.

Definition 2. *The social cost of a flow f is defined as the sum of the expected latencies of all players:*

$$C(f) := \sum_{p \in \mathcal{P}} f_p \ell_p(f) = \sum_{e \in E} f_e \ell_e(f_e). \quad (2)$$

Although one could have measured total cost as the weighted sum of the costs $Q_p^\gamma(f)$ of all users, this captures users' utilities but not the system's benefit. Although one can consider such a cost function to compute the price of anarchy (see Nikolova and Stier-Moses (2014)), in the current paper our goal is to compare across different values of risk aversion so we want the various flow costs to be measured in the same unit.

The following definition captures the increase in social cost at equilibrium introduced by user risk-aversion, compared to the cost one would have if users were risk-neutral. Hence, we use a *risk-neutral*

Wardrop equilibrium (RNWE), defined as a 0-equilibrium according to Definition 1, as the yardstick to determine the inefficiency caused by risk-aversion. We define the price of risk aversion as the worst-case ratio among all possible instances of expected costs of the risk-averse and risk-neutral equilibria.

Definition 3. Consider a family of instances \mathcal{F} of a routing game with uncertain delays. The price of risk aversion (PRA) associated with the risk-aversion coefficient γ is defined by

$$PRA(\mathcal{F}, \gamma) := \sup_{G, d, \ell, v: (G, d, \ell, v, \gamma) \in \mathcal{F}} \frac{C(x)}{C(z)}, \quad (3)$$

where x and z are the RAWE and the RNWE of the corresponding instance.

Intuitively, this ratio would depend on the topology of the instance G , on the risk-aversion coefficient γ , and on the degree of the variability of delays κ . We present the following example to motivate the form of the bound to the PRA, which is going to be linear both in γ and in κ . The example is based on a simple network with two edges, usually referred to as the *Pigou network* (Pigou 1920, Roughgarden and Tardos 2002).

Example 3.1. Consider an instance with two nodes connected by two parallel edges with latencies equal to $(1 + \gamma\kappa)x$ and 1, respectively, and variances equal to $v_1 = 0$ and $v_2 = \kappa$. The total demand is a unit. Computing equilibria, the RNWE flow routes $1/(1 + \gamma\kappa)$ units along the first edge and $\gamma\kappa/(1 + \gamma\kappa)$ along the second. This gives a total cost of 1. Instead, the RAWE flow routes all the flow along the first edge, which gives a total cost of $1 + \gamma\kappa$. Dividing, we get that $PRA \geq 1 + \gamma\kappa$.

The previous example motivates the need of imposing an upper bound on the variability of delays.

Remark 3.2. Taking $\kappa \rightarrow \infty$ in the previous example, it follows that if one does not constrain variability of delays, the price of risk aversion is unbounded.

Having bounded variability is a reasonable assumption in real-life transportation networks since the variability is never too many times larger than the expected latency of an edge. Moreover, the more congested the network is, the less variable delays are since speeds approach zero and hence the possibilities of variation are minimal. In the following section, we shall prove that $1 + \gamma\kappa$ is a matching upper bound for instances with the topology of Pigou networks. Indeed, we will see that this will be a special case of a result for general topologies.

4. PRA IN GENERAL GRAPHS

We first generalize the lower bound given in the previous section to suggest what one can expect in general and then find an upper bound to the price of risk aversion (PRA).

4.1. A lower bound on the PRA for the Braess graph. We exhibit a family of instances with the topology of a Braess network (Braess 1968, Roughgarden and Tardos 2002) where the PRA tends to $1 + 2\gamma\kappa$, establishing that lower bound.

Example 4.1. Consider the symmetric Braess network instance in Figure 1. We refer to the top path as p , which consists of edges (a, b) . Similarly, we refer to the bottom path as q , which consists of edges (c, d) . Last, we refer to the zigzag path as r , which consists of edges (a, e, d) . Latencies are given by $\ell_a(x) = \ell_d(x) = \alpha x$, $\ell_b(x) = \ell_c(x) = 1$ and $\ell_e(x) = \beta + v$, and edge variances by $v_a(x) = v_d(x) = v_e(x) = 0$ and $v_b(x) = v_c(x) = v$. Further, we set $\gamma = 1$ and $\kappa = v$ so that $\gamma\kappa = v$. These definitions verify that the variance-to-mean ratio is bounded by κ .

- First, we compute the risk-averse equilibrium x . To do that, we set all path costs to be equal at equilibrium. By symmetry, it is enough that $Q_p^\gamma(x) = Q_r^\gamma(x)$, which is equivalent to:

$$\ell_a(x_a) + \ell_b(x_b) + \gamma v_p = \ell_a(x_a) + \ell_e(x_e) + \ell_d(x_d) \Leftrightarrow \ell_b(x_b) + \gamma v_p = \ell_a(x_a) + \ell_e(x_e).$$

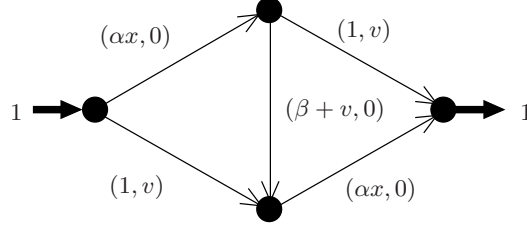


FIGURE 1. Braess instance corresponding to Example 4.1. Edges are labeled with (mean, variance) pairs.

Using the structure of Braess, $x_a = 1 - x_p$, thus from above $1 + v = \alpha(1 - x_p) + \beta + v$, which simplifies to $1 + \alpha x_p = \alpha + \beta$. We will ensure that $x_r = 1$ (that is, the zigzag path carries all flow) is an equilibrium. In that case, $\alpha + \beta = 1$, so we set $\beta = 1 - \alpha$. Therefore, the social cost of the risk-averse equilibrium is $C(x) = \ell_r(x) = 2\alpha + \beta + v = \alpha + v + 1$.

- Next, let us compute the risk-neutral equilibrium z . Proceeding as before, we need that $\ell_p(z) = \ell_r(z)$, which is equivalent to:

$$\ell_a(z_a) + \ell_b(z_b) = \ell_a(z_a) + \ell_e(z_e) + \ell_d(z_d) \Leftrightarrow 1 = \beta + v + \alpha(1 - z_p).$$

After some algebra, we get that $z_p = v/\alpha$. Since $z_p \in [0, 1/2]$ by construction, $\alpha \geq 2v$. The social cost of the risk-neutral equilibrium is $C(z) = \ell_p(z) = \alpha(1 - v/\alpha) + 1 = \alpha - v + 1$.

- Putting it all together, the PRA is

$$\frac{C(x)}{C(z)} = \frac{\alpha + 1 + v}{\alpha + 1 - v}.$$

To see how this ratio depends on $\gamma\kappa$, we set it equal to $1 + h\gamma\kappa = 1 + hv$ and solve for h . Indeed,

$$hv = \frac{\alpha + 1 + v}{\alpha + 1 - v} - 1 = \frac{2v}{\alpha + 1 - v},$$

from where $h = 2/(\alpha + 1 - v)$. To conclude that a lower bound for the PRA for the Braess instance is $1 + 2\gamma\kappa$, we see that $h \rightarrow 2$ as $v \rightarrow 0$ when $\alpha = 2v$.

Summarizing the previous example, at the end the worst-case instance is parameterized only by v . Latencies are given by $\ell_a(x) = \ell_d(x) = 2vx$, $\ell_b(x) = \ell_c(x) = 1$ and $\ell_e(x) = 1 - v$. The RNWE is $z_p = z_q = 1/2$ with cost $C(z) = \ell_p(z) = 1 + v$, and the RAWWE is $x_r = 1$ with cost $C(x) = \ell_r(x) = 1 + 3v$. Dividing, we get that the PRA is lower bounded by $1 + 2v/(v + 1)$. Hence, the worst-case bound of $1 + h\gamma\kappa$ is achieved when $v = \kappa \rightarrow 0$ and in that case $h \rightarrow 2$.

Having presented this lower bound on the PRA, we next derive an upper bound for general networks and in the process we show that it is tight for Braess instances.

4.2. An upper bound on the PRA for general graphs. We start by introducing bounds on the latency of the risk-averse Wardrop equilibrium (RAWWE), which we will use to find the PRA. As before, we let z denote the risk-neutral Wardrop equilibrium (RNWE) and let x denote the RAWWE. It is well-known that, by definition, the social cost $C(z)$ of a RNWE can be upper-bounded by the latency $\ell_p(z)$ of an arbitrary path $p \in \mathcal{P}$, and the bound is tight if the path carries flow. We now extend that argument to a RAWWE. We prove that its social cost is bounded by the cost $Q_p(z)$ of an arbitrary path $p \in \mathcal{P}$. As a corollary, $C(z)$ is also bounded by the expected latency of an arbitrary path, blown up by a constant that depends on the risk-aversion coefficient γ and the maximum coefficient of variation κ .

Lemma 4.2. *Consider an arbitrary network instance with general latencies and variance functions. Letting $p \in \mathcal{P}$ denote an arbitrary path (potentially not carrying flow at equilibrium), the social cost of a RAWWE $C(x)$ is upper bounded by the path cost $Q_p(x)$.*

Proof. From the equilibrium conditions, we have that $\ell_q(x) + \gamma v_q(x) \leq \ell_p(x) + \gamma v_p(x)$ for all paths $q \in \mathcal{P}$ that carry positive flow. Therefore,

$$\begin{aligned} C(x) &= \sum_{q \in \mathcal{P}} x_q \ell_q(x) \leq \sum_{q \in \mathcal{P}} x_q [\ell_p(x) + \gamma v_p(x) - \gamma v_q(x)] \\ &= \ell_p(x) + \gamma v_p(x) - \gamma \sum_{q \in \mathcal{P}} x_q v_q(x) \\ &\leq \ell_p(x) + \gamma v_p(x) = Q_p(x). \end{aligned}$$

Here, we have used the equilibrium condition, and removed a negative term. \square

Corollary 4.3. *Consider a general instance with a single source-sink pair, general latencies and general variance functions that satisfy that the variance-to-mean ratio at equilibrium is bounded by κ . Letting $p \in \mathcal{P}$ denote an arbitrary path (potentially not carrying flow at equilibrium), the social cost $C(x)$ of a RAWE x is upper bounded by $(1 + \gamma\kappa)\ell_p(x)$.*

Proof. The result follows from Lemma 4.2 by noting that the mean-var cost of a path is bounded as follows:

$$Q_p(x) = \ell_p(x) + \gamma \sum_{e \in p} v_e(x_e) \leq \ell_p(x) + \gamma \sum_{e \in p} \kappa \ell_e(x_e) \leq \ell_p(x)(1 + \gamma\kappa),$$

by the assumption that $v_e(x_e) \leq \kappa \ell_e(x_e)$ for all edges $e \in E$ at the equilibrium x . \square

To get the tightest possible upper bound, one would consider the shortest path with respect to the variances induced by the RAWE. Selecting a specific path, we can get rid of the $\gamma\kappa$ factor and bound the total cost by the expected latency of that particular path, as established in the next lemma.

Lemma 4.4. *Consider a general instance with a single source-sink pair, general latencies and general variance functions. Letting $p \in \mathcal{P}$ denote the path that minimizes the variance under a RAWE x (where the path p may or may not carry flow), the social cost $C(x)$ is upper bounded by $\ell_p(x)$.*

Proof. Let the path $p := \arg \min\{v_q : q \in \mathcal{P}\}$ be the path with least variability among those used in a risk-averse equilibrium. Using the first inequality of Lemma 4.2 and that $v_p(x) \leq v_q(x)$ for all $q \in \mathcal{P}$, we have that $C(x) \leq \ell_p(x) + \gamma \sum_{q \in \mathcal{P}} x_q (v_p(x) - v_q(x)) \leq \ell_p(x)$. \square

We proceed to bound the price of risk aversion on a general graph by an appropriate construction of an alternating path that contains edges from the following two sets, which form a partition of the edges in E :

$$\begin{aligned} A &= \{e \in E \mid z_e \geq x_e \text{ and } z_e > 0\} \\ B &= \{e \in E \mid z_e < x_e \text{ or } z_e = x_e = 0\} \end{aligned}$$

We will assume from here on that edges in B satisfy $z_e < x_e$ since edges that carry no flow in both equilibria ($z_e = x_e = 0$) can be removed from the graph without loss of generality. If there is a full s - t path π contained in the set A , then it is not too hard to prove that $C(x) \leq (1 + \gamma\kappa)C(z)$. In other words, this would give the lowest possible PRA bound of $1 + \gamma\kappa$. We will now prove that this bound can be extended to *alternating paths* in G , which are paths from s to t consisting of edges in A plus reversed edges in B . We shall refer to edges on the alternating path that belong to A as forward edges and those in B as backward edges.

Definition 4. *We say that a path $\pi := (e_1, \dots, e_r)$ from s to t is alternating if reversing the direction of edges in B makes it a feasible s - t path.*

Figure 2 provides an illustration of the alternating path definition (in bold) where reversing edges in B creates a feasible path. The following existence proof follows from flow conservation and the definitions of sets A and B .

Lemma 4.5. *An alternating path exists.*

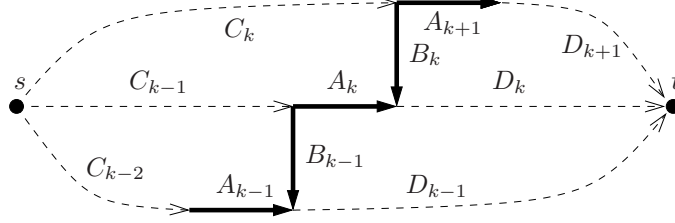


FIGURE 2. Part of an alternating path. Labels denote the names of subpaths used in this section.

Proof. We give a constructive proof that such a path exists by showing that any s - t cut in G must have either a forward edge in A or a backward edge in B .

We consider any s - t cut defined by $S \subset V$ with $s \in S$ and prove that we can cross it with an edge in A or a reverse edge in B . Suppose the contrary, namely that all edges incoming to S are in A and all edges outgoing from S are in B . Denote by x_A and z_A the total incoming flow into S corresponding to flow vectors x and z , respectively, and by x_B and z_B the total outgoing flows from S respectively. The definition of set A implies that $x_A \leq z_A$. Since conservation of flow imposes that $x_B - x_A = z_B - z_A$, we have $x_B \leq z_B$. On the other hand, from the definition of B , either $x_B > z_B$ (note, we removed edges with $x_e = z_e = 0$), which is a contradiction.

Now, starting with the cut $(S, G \setminus S)$ where $S = \{s\}$, we find an appropriate edge crossing the cut and move both of its endpoints to S . Thus, we add nodes to S one by one until all nodes are in S , at which point we will have a tree of forward and backward edges containing all nodes. This tree yields an alternating path from the source to the destination. \square

We use the alternating path to provide an upper bound on the PRA that depends on the number of times the alternating path switches from A to B . To get there, we need two lemmas. The first lemma extends Corollary 4.3, which applies to (standard) paths, to the case of alternating paths. Note that it allows us to tighten the previous bound by subtracting the latencies of the backward edges in the alternating path. The lemma provides an upper bound on the social cost of the RAW x by exploiting the equilibrium conditions on the subpaths B_i on the alternating path with respect to the risk-averse objective.

Lemma 4.6. *Consider an arbitrary graph with general latencies and general variance functions that satisfy that the variance-to-mean ratio at equilibrium is bounded by κ . Letting π be an alternating path, the social cost $C(x)$ of a RAW x is upper bounded by*

$$(1 + \gamma\kappa) \sum_{e \in A \cap \pi} \ell_e(x_e) - \sum_{e \in B \cap \pi} \ell_e(x_e).$$

Proof. Let us assume that the alternating path consists of subpaths $A_1 B_1 A_2 \dots A_{\eta-1} B_{\eta-1} A_\eta$, where each subpath is in the corresponding set A or B . Since by definition each edge e in B_k carries flow ($x_e > 0$) for any k , e must belong to a flow-carrying s - t path. Selecting a decomposition where the whole subpath B_k is on the same path (we have the freedom to do that since this is a standard Wardrop model with respect to the mean-variance objective), there must be a flow-carrying path that consists of subpaths $C_k B_k D_k$ where C_k originates at the source node and D_k terminates at the destination node (see Figure 2 for an illustration). We define $C_0 = D_n = \emptyset$. To simplify notation, only for the proof of this lemma, we are going to refer to the mean-variance cost of subpath P also by $P = \sum_{e \in P} (\ell_e(x_e) + \gamma v_e(x_e))$.

We next use the equilibrium conditions to derive bounds on C_k and D_k . Since the subpath $C_k B_k$ carries flow and the subpath $C_{k-1} A_k$ is an alternative route between the endpoints of $C_k B_k$, we have that $C_k + B_k \leq C_{k-1} + A_k$ for all k . Note that here and in what follows we critically use the additivity of the mean-variance

cost. Therefore,

$$\begin{aligned}
C_k &\leq C_{k-1} + A_k - B_k \\
&\leq C_{k-2} + A_{k-1} + A_k - (B_{k-1} + B_k) \\
&\dots \\
&\leq (A_1 + A_2 + \dots + A_k) - (B_1 + B_2 + \dots + B_k)
\end{aligned} \tag{4}$$

Similarly, since $B_k D_k$ carries flow and $A_{k+1} D_{k+1}$ is an alternative route between the same endpoints, we have that $B_k + D_k \leq A_{k+1} + D_{k+1}$ for all k . Therefore,

$$\begin{aligned}
D_k &\leq A_{k+1} + D_{k+1} - B_k \\
&\leq A_{k+1} + A_{k+2} + D_{k+2} - (B_k + B_{k+1}) \\
&\dots \\
&\leq (A_{k+1} + A_{k+2} + \dots + A_n) - (B_k + B_{k+1} + \dots + B_{n-1})
\end{aligned} \tag{5}$$

Then, for path $q = C_k B_k D_k$ for any k , we have that

$$\begin{aligned}
C(x) &= \sum_p x_p \ell_p(x) \\
&\leq \sum_p x_p (\ell_q(x) + \gamma v_q(x) - \gamma v_p(x)) && \text{because either } x_p = 0 \text{ or } Q_p(x) \leq Q_q(x) \\
&\leq C_k B_k D_k && \text{after neglecting the negative term} \\
&\leq (A_1 + \dots + A_n) - (B_1 + \dots + B_{n-1}) && \text{using inequalities (4) and (5)} \\
&\leq \sum_{i=1}^n \sum_{e \in A_i} (\ell_e(x_e) + \gamma v_e(x_e)) - \sum_{i=1}^{n-1} \sum_{e \in B_i} \ell_e(x_e) && \text{neglecting variances in the negative term} \\
&\leq \sum_{i=1}^n \sum_{e \in A_i} (\ell_e(x_e) + \gamma \kappa \ell_e(x_e)) - \sum_{i=1}^{n-1} \sum_{e \in B_i} \ell_e(x_e) && \text{applying the variability bound on the variances.}
\end{aligned}$$

The claim follows. \square

The previous result provided an upper bound for the RAWE x . Now, we complement it with a lower bound for the RNWE z . Again, to get the result we exploit the equilibrium conditions, now with respect to $\ell(\cdot)$.

Lemma 4.7. *Consider a general instance with a single source-sink pair, general latencies and general variance functions. Letting π be an alternating path, the social cost of a RNWE z satisfies:*

$$C(z) \geq \sum_{e \in A \cap \pi} \ell_e(z_e) - \sum_{e \in B \cap \pi} \ell_e(z_e).$$

Proof. Since $z_e > 0$ for any $e \in A_k$, there must be a subpath C_{k-1} that brings flow to A_k (this C_{k-1} need not be the same as that used in the proof of Lemma 4.6). Then, there is a flow decomposition in which the subpath $C_{k-1} A_k$ is used by z . Because subpath $C_k B_k$ is an alternative route from s to the node at the end of A_k , we must have that $\ell_{C_{k-1}}(z) + \ell_{A_k}(z) \leq \ell_{C_k}(z) + \ell_{B_k}(z)$. Summing the previous inequalities for all k (where C_0 is defined as an empty path), we get

$$\ell_{C_{n-1}}(z) \geq \sum_{k=1}^{n-1} (\ell_{A_k}(z) - \ell_{B_k}(z)).$$

This proves the lemma because $C(z) = \ell_{C_{n-1}}(z) + \ell_{A_n}(z)$, since $C_{n-1} A_n$ is a flow-carrying path for z . \square

With the previous two lemmas that provided bounds for x and z and the sets A and B that allow us to compare both flows, the proof of the main result consists of just chaining the inequalities.

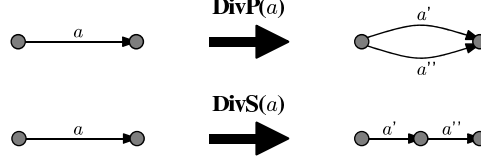


FIGURE 3. Operations used to construct a series-parallel graph.

Theorem 4.8. *Consider a general instance with a single source-sink pair, general latencies and general variance functions that satisfy that the variance-to-mean ratio at equilibrium is bounded by κ . Letting π be an alternating path, the price of risk aversion is upper bounded by $1 + \gamma\kappa\eta$, where η is the number of disjoint forward subpaths in the alternating path π . In other words,*

$$C(x) \leq (1 + \gamma\kappa\eta)C(z).$$

Proof.

$$\begin{aligned}
C(x) &\leq (1 + \gamma\kappa) \sum_{e \in A \cap \pi} \ell_e(x) - \sum_{e \in B \cap \pi} \ell_e(x) && \text{by Lemma 4.6} \\
&\leq (1 + \gamma\kappa) \sum_{e \in A \cap \pi} \ell_e(z) - \sum_{e \in B \cap \pi} \ell_e(z) && \text{by definition of } A \text{ and } B \\
&\leq C(z) + \gamma\kappa \sum_{e \in A \cap \pi} \ell_e(z) && \text{by Lemma 4.7} \\
&\leq C(z) + \gamma\kappa\eta C(z) \\
&= (1 + \gamma\kappa\eta) C(z).
\end{aligned}$$

Here, we have used that $\sum_{e \in A \cap \pi} \ell_e(z) \leq \eta C(z)$. This holds because for all forward subpaths $A_k \in \pi$, their edges satisfy $z_e > 0$ so $\ell_{A_k}(z) \leq \ell_q(z) = C(z)$ for some path q with $z_q > 0$ that includes the subpath A_k . (The latter holds because any path flow decomposition is valid for the risk-neutral equilibrium.) \square

The coefficient η , referred to in the introduction, is the maximum possible number of disjoint forward subpaths. By way of construction, an alternating path goes through every node at most once and the number of forward subpaths is maximized when the path consists of alternating forward and backward edges, for a total of at most $n - 1$ edges. Therefore $\eta \leq \lceil |\pi|/2 \rceil \leq \lceil (n - 1)/2 \rceil$.

Corollary 4.9. *The price of risk aversion in a general graph is upper bounded by $1 + \gamma\kappa \lceil (n - 1)/2 \rceil$.*

The bound depends on the three factors that one would expect (risk aversion, variability and network size), but perhaps unexpectedly does so in a linear way and for arbitrary delay and variance functions. Applying Theorem 4.8 to the Braess graph used in Example 4.1 (see Figure 1), we can see that for that family the bound provided by the main theorem is tight.

Corollary 4.10. *The price of risk aversion among all instances whose topology is a Braess graph is exactly $1 + 2\gamma\kappa$.*

Proof. The proof follows directly noting that $n = 4$ for the Braess graph. Here, we give more details on the alternating path and resulting PRA, to give more insight into the problem. There are four possibilities for an alternating path π : the three (regular) s - t paths and the alternating path consisting of two forward edges (b and c in the example) and one backward edge (e in the example). The first cases consist of forward edges only, so when any of those paths is in A , the bound for the price of risk aversion would be $1 + \gamma\kappa$. The ‘bad case’ is when π is the alternating path with one backward edge. In that case, the alternating path has two non-adjacent forward edges, providing the matching upper bound to the example. This implies that the value of the PRA is exact. \square

Next, we derive that the price of risk aversion in series-parallel graphs is at most $1 + \gamma\kappa$, independently of the size of the network. Given the lower bound provided by Example 3.1 (a Pigou graph is series-parallel), this bound must be tight. Series-parallel graphs are those formed recursively by subdividing an edge in two subedges, or replacing an edge by two parallel edges (see Figure 3). A noteworthy alternative characterization is that a graph is series-parallel if and only if it does not contain a Braess subgraph as an induced minor.

Corollary 4.11. *The price of risk aversion among all series-parallel instances is exactly $1 + \gamma\kappa$.*

Proof. We are going to prove that there exists an alternating path π consisting only of forward edges, so $\pi \subseteq A$. Let us consider a minimal (cardinality-wise) alternating path with a backward edge. The key property of series-parallel graphs is that after taking a reverse edge e^- , where $e = (i, j) \in E$, π has to either come back to node j or close a loop with itself. If that did not happen, it would imply that a Braess graph is embedded in the instance, which is not possible. Hence, there is an alternating path π' without the reverse edge e^- , which is a contradiction to the minimality of π . \square

5. REPRESENTING RISK AS THE STANDARD DEVIATION

We now consider a related risk measure based on the standard deviation rather than the variance. The objective that each user seeks to minimize is a linear combination of the expectation and the standard deviation along a route. We call that the mean-standard deviation (*mean-stdev*) objective. For simplicity, in the rest of this section we refer to the mean-stdev objective as the risk-averse cost along a route. Formally, the mean-stdev cost along route p is

$$Q_p^\gamma(f) = \sum_{e \in p} \ell_e(f_e) + \gamma \sqrt{\sum_{e \in p} \sigma_e(f_e)^2}. \quad (6)$$

For this objective, equilibrium existence follows from a variational inequality formulation if standard deviation functions $\sigma(x)$ are continuous, as we have assumed here Nikolova and Stier-Moses (2014).

Example 3.1 and Remark 3.2 for the mean-var model can be adapted here, replacing the variances with standard deviations in the example specification. Since for arbitrary instances the PRA is unbounded, we assume that $\sigma_e(x_e)/\ell_e(x_e)$ is no more than a fixed constant κ_σ for all $e \in E$ at the RAW $x_e \in \mathbb{R}_+$ (this is less restrictive than requiring such a bound for all feasible flows). This means that the standard deviation cannot be larger than κ_σ times the expected latency in any edge at the equilibrium flow.

We start by identifying which results extend from the mean-var model to the mean-stdev model here. Essentially all lemmas extend, except for Lemma 4.6. Proving this lemma is thus the only remaining roadblock to proving the equivalent of Theorem 4.8 in the case of the mean-stdev cost, namely establishing a price of risk aversion bound for general graphs.

For completeness, we restate the lemmas and some of the proofs that require a slight modification. By the definition of equilibrium, the cost $C(z)$ of a RNWE can be bounded by the latency $\ell_p(z)$ of an arbitrary path p , and both are equal if $z_p > 0$. We now extend that argument to a RAW x . We prove that its total cost is bounded by the expected latency of an arbitrary path, blown up by a constant that depends on the risk-aversion coefficient and the maximum coefficient of variation.

Lemma 5.1. *Consider a general instance with a single source-sink pair and general latencies and standard deviation functions. Letting $p \in \mathcal{P}$ denote an arbitrary path (potentially not carrying flow at equilibrium), the social cost of a RAW $C(x)$ is bounded by the path cost $Q_p(x)$.*

Corollary 5.2. *Consider a general instance with a single source-sink pair, general latencies and general standard deviation functions that satisfy that the coefficient of variation at equilibrium is bounded by κ_σ . Letting $p \in \mathcal{P}$ denote an arbitrary path (potentially not carrying flow at equilibrium), the social cost $C(x)$ of a RAW x is bounded by $(1 + \gamma\kappa_\sigma)\ell_p(x)$.*

Proof. From Lemma 5.1,

$$\begin{aligned}
C(x) &\leq Q_p(x) = \ell_p(x) + \gamma \sqrt{\sum_{a \in p} \sigma_a^2(x)} \\
&\leq \ell_p(x) + \gamma \sum_{a \in p} \sigma_a(x) \\
&\leq \ell_p(x) + \gamma \sum_{a \in p} \kappa_\sigma \ell_a(x) = \ell_p(x)(1 + \gamma \kappa_\sigma).
\end{aligned}$$

Here, we have used that $\|x\|_2 \leq \|x\|_1$ for an arbitrary nonnegative vector, and applied the bound of κ_σ on the coefficient of variation. \square

As in the mean-var case, to get the tightest possible upper bound, one would consider the path with smallest standard deviation induced by the RAWWE. Selecting that path, we can get rid of the factor and bound the total cost by the expected latency of the path.

Lemma 5.3. *Consider a general instance with a single source-sink pair, general latencies and general standard deviation functions. Letting $p \in \mathcal{P}$ denote the path that minimizes the standard deviation under a RAWWE x (where the path p may or may not carry flow), the social cost $C(x)$ is bounded by $\ell_p(x)$.*

Let us note that an alternating path exists using the same proof as that of Lemma 4.5, even though the corresponding sets A and B will be different reflecting that x is now a RAWWE for the mean-stdev cost. We now prove a special case of Theorem 4.8 for the mean-stdev model, namely that if we can find an alternating path in the set A , then PRA in the mean-stdev model is $1 + \gamma \kappa_\sigma$.

Theorem 5.4. *Consider a general instance with a single source-sink pair, general latencies and general standard deviation functions that satisfy that the stdev-to-mean ratio at equilibrium is bounded by κ_σ . Suppose there exists an alternating path p consisting of forward edges only (namely edges in the set $A = \{e \in E \mid z_e \geq x_e \text{ and } z_e > 0\}$). Then, the price of risk aversion is upper bounded by $1 + \gamma \kappa_\sigma$. In other words,*

$$C(x) \leq (1 + \gamma \kappa_\sigma) C(z).$$

Proof. Since $p \subseteq A$ is composed of only forward edges, it is an s - t path, which allows us to apply Corollary 5.2. Lemma 4.7 also holds since it concerns the RNWE z , which does not depend on how risk aversion is captured by the model. The rest of the proof follows as before:

$$\begin{aligned}
C(x) &\leq (1 + \gamma \kappa_\sigma) \sum_{e \in p} \ell_e(x_e) && \text{by Corollary 5.2} \\
&\leq (1 + \gamma \kappa_\sigma) \sum_{e \in p} \ell_e(z_e) && \text{by monotonicity of the latency functions, and since path } p \subseteq A \\
&\leq (1 + \gamma \kappa_\sigma) C(z) && \text{by Lemma 4.7.}
\end{aligned}$$

\square

Extending Lemma 4.6 to the mean-stdev objective for general graphs remains elusive. The proof for the mean-var objective relies on the equilibrium conditions on subpaths of the RAWWE x . Although the mean-var objective leads to a separable model, the mean-stdev one does not (for details, we refer the reader to Nikolova and Stier-Moses (2014)), and that complicates a general proof. Moreover, as an additional complication, in the variance case we use a flow decomposition that suits our needs but for the standard deviation case, the decompositions cannot be arbitrary Nikolova and Stier-Moses (2014) so we cannot guarantee that the one we need is valid. As some preliminary steps to a general proof, the next two sections provide tight bounds for PRA in two well-studied families of graphs: Braess networks and series-parallel networks.

5.1. PRA in the Braess Network. In this section we consider Braess paradox networks (see Figure 1) with a unit demand. We use the same notation as within Example 4.1.

We will show that a slight modification of our proof for the mean-variance cost function in general graphs can provide a proof for the mean-stdev cost function in the Braess graph, and we comment on the challenge of extending such a proof to a mean-stdev cost function in general graphs. In what follows, we will prove a version of Lemma 4.6 for the mean-stdev in the Braess graph and consequently we will get that the PRA is $1 + 2\gamma\kappa_\sigma$. We start with an auxiliary lemma. As before, we denote the top path by p , consisting of edges (a, b) ; the bottom path by q , consisting of edges (c, d) , and the zigzag path by r , consisting of edges (a, e, d) .

Lemma 5.5. *For an arbitrary flow f in a Braess network, $\sigma_p(f) + \sigma_q(f) - \sigma_r(f) \leq \sigma_b(f_b) + \sigma_c(f_c)$ when $\sigma_r(f) \leq \max(\sigma_p(f), \sigma_q(f))$.*

Proof. To simplify notation and since the flow f does not play a role in the proof, we are going to suppress the dependence on f of the standard deviation functions. The inequality we wish to prove is equivalent to

$$\sqrt{\sigma_a^2 + \sigma_b^2} + \sqrt{\sigma_c^2 + \sigma_d^2} \leq \sigma_b + \sigma_c + \sqrt{\sigma_a^2 + \sigma_e^2 + \sigma_d^2}.$$

Squaring and rearranging terms, it is also equivalent to

$$2\sqrt{(\sigma_a^2 + \sigma_b^2)(\sigma_c^2 + \sigma_d^2)} \leq 2\sigma_b\sigma_c + \sigma_e^2 + 2(\sigma_b + \sigma_c)\sqrt{\sigma_a^2 + \sigma_e^2 + \sigma_d^2}.$$

Finally, squaring once more, we get

$$\begin{aligned} \sigma_a^2\sigma_d^2 \leq \frac{\sigma_e^4}{4} + \sigma_b\sigma_c\sigma_e^2 + \sigma_a^2\sigma_b^2 + \sigma_c^2\sigma_d^2 + 2\sigma_b\sigma_c(\sigma_a^2 + \sigma_e^2 + \sigma_d^2) + \\ \sigma_e^2(\sigma_b^2 + \sigma_c^2) + (2\sigma_b\sigma_c + \sigma_e^2)(\sigma_b + \sigma_c)\sqrt{\sigma_a^2 + \sigma_e^2 + \sigma_d^2}. \end{aligned}$$

If $\sigma_p \geq \sigma_r$, the last inequality holds because $\sigma_a^2 + \sigma_b^2 \geq \sigma_a^2 + \sigma_e^2 + \sigma_d^2$, from where $\sigma_b \geq \sigma_d$. The case of $\sigma_q \geq \sigma_r$ is similar. \square

We now prove a variant of Lemma 4.6 for the mean-stdev cost on Braess graphs.

Lemma 5.6. *Consider a Braess network, general latencies and general standard deviation functions that satisfy that the coefficient of variation at equilibrium is bounded by κ_σ . Letting π be an alternating path, the social cost $C(x)$ of a RAWE x is upper bounded by*

$$(1 + \gamma\kappa_\sigma) \sum_{e \in A \cap \pi} \ell_e(x_e) - \sum_{e \in B \cap \pi} \ell_e(x_e).$$

Proof. If $\pi \subseteq A$, the result follows from Theorem 5.4. This can happen when $\pi \in \{p, q, r\}$. Otherwise π is the alternating path that consists of edges c, e^- , and b . In that case, $e \in B$. Note that $z_e = x_e = 0$ cannot hold for e because it is part of the alternating path, so we must have that $x_e > 0$ and consequently that $x_r > 0$. We must prove that

$$C(x) \leq (1 + \gamma\kappa_\sigma)(\ell_c(x_c) + \ell_b(x_b)) - \ell_e(x_e).$$

Since $x_r > 0$, we have that

$$\begin{aligned} \ell_r(x) + \gamma\sigma_r(x) &\leq \ell_p(x) + \gamma\sigma_p(x) \\ \Leftrightarrow \ell_a(x) + \ell_e(x) + \ell_d(x) &\leq \ell_a(x) + \ell_b(x) + \gamma(\sigma_p(x) - \sigma_r(x)) \\ \Leftrightarrow \ell_d(x) &\leq \ell_b(x) - \ell_e(x) + \gamma(\sigma_p(x) - \sigma_r(x)). \end{aligned} \tag{7}$$

Similarly,

$$\begin{aligned} \ell_r(x) + \gamma\sigma_r(x) &\leq \ell_q(x) + \gamma\sigma_q(x) \\ \Leftrightarrow \ell_a(x) + \ell_e(x) + \ell_d(x) &\leq \ell_c(x) + \ell_d(x) + \gamma(\sigma_q(x) - \sigma_r(x)) \\ \Leftrightarrow \ell_a(x) &\leq \ell_c(x) - \ell_e(x) + \gamma(\sigma_q(x) - \sigma_r(x)). \end{aligned} \tag{8}$$

If $\sigma_r(x) \leq \max\{\sigma_p(x), \sigma_q(x)\}$, then we can apply Lemma 5.5:

$$\begin{aligned}
C(x) &\leq \ell_r(x) + \gamma\sigma_r(x) && \text{by Lemma 5.1} \\
&= \ell_a(x) + \ell_e(x) + \ell_d(x) + \gamma\sigma_r(x) \\
&\leq \ell_c(x) - \ell_e(x) + \gamma(\sigma_q(x) - \sigma_r(x)) + \ell_e(x) + \ell_b(x) - \ell_e(x) + \gamma(\sigma_p(x) - \sigma_r(x)) + \gamma\sigma_r(x) && \text{by (7)-(8)} \\
&= \ell_c(x) + \ell_b(x) - \ell_e(x) + \gamma(\sigma_p(x) + \sigma_q(x) - \sigma_r(x)) \\
&\leq \ell_c(x) + \ell_b(x) - \ell_e(x) + \gamma(\sigma_b(x_b) + \sigma_c(x_c)) && \text{by Lemma 5.5} \\
&\leq (1 + \gamma\kappa_\sigma)(\ell_c(x_c) + \ell_b(x_b)) - \ell_e(x_e),
\end{aligned}$$

where the last inequality follows from the coefficient of variability constraint $\sigma(x) \leq \kappa_\sigma \ell(x)$ for the corresponding edges.

Otherwise, $\sigma_r(x) > \sigma_p(x)$ and $\sigma_r(x) > \sigma_q(x)$. Then, inequalities (7) and (8) imply that

$$\begin{aligned}
\ell_b(x) &\geq \ell_d(x) + \ell_e(x) + \gamma(\sigma_r(x) - \sigma_p(x)) \geq \ell_d(x) + \ell_e(x) \text{ and} \\
\ell_c(x) &\geq \ell_a(x) + \ell_e(x) + \gamma(\sigma_r(x) - \sigma_q(x)) \geq \ell_a(x) + \ell_e(x).
\end{aligned}$$

Summing the above two inequalities, we have: $\ell_b(x) + \ell_c(x) \geq \ell_d(x) + \ell_e(x) + \ell_a(x) + \ell_e(x) = \ell_r(x) + \ell_e(x)$. Therefore,

$$\begin{aligned}
C(x) &\leq (1 + \gamma\kappa_\sigma)\ell_r(x) && \text{by Corollary 5.2} \\
&\leq (1 + \gamma\kappa_\sigma)(\ell_b(x) + \ell_c(x) - \ell_e(x)) && \text{by inequality above} \\
&\leq (1 + \gamma\kappa_\sigma)(\ell_b(x) + \ell_c(x)) - \ell_e(x).
\end{aligned}$$

This completes the proof of this lemma. \square

Using Lemma 5.6 in place of Lemma 4.6, we can apply the proof of Theorem 4.8 with the alternating path π . If π is a path, the PRA is bounded by $1 + \gamma\kappa_\sigma$. Otherwise, π consists of edges b, e, c where $\{b, c\} \subseteq A$ and $e \in B$ and the PRA is bounded by $1 + \gamma\kappa_\sigma \lceil (n-1)/2 \rceil = 1 + 2\gamma\kappa_\sigma$.

The extension to general networks seems much harder than in the case where the cost is the mean-var objective because not all flow decompositions are valid.

5.2. Series-Parallel Networks with Single OD and General Latencies. In this section, we consider series-parallel (SP) networks and provide an analogous result to Corollary 4.11 for the mean-stdev case, namely that the PRA is $(1 + \gamma\kappa_\sigma)$. The extension is straightforward with the tools we have established since SP networks always possess an alternating path that is a subset of A (see proof of Corollary 4.11) and hence we can apply Theorem 5.4 to get the following result.

Corollary 5.7. *Consider a SP graph with a single source-sink pair, general latencies and general standard deviations with coefficients of variation bounded by κ_σ . Then, the PRA is bounded by $1 + \gamma\kappa_\sigma$.*

The tightness of this bound follows after adapting Example 3.1 to the case of mean-stdev costs.

In the rest of this section, we offer an alternative proof that is of independent interest. This proof sheds light on the inefficiency of Wardrop equilibria, which has been studied at length in the last 15 years, as we discuss in the introduction. Our proof establishes that in a SP network the risk-neutral equilibrium z (equivalently, a standard Wardrop equilibrium) maximizes the shortest-path length among all feasible flows. This implies that at a risk-neutral equilibrium travelers select paths that are longer in expectation than the shortest path achieved under any other flow.

The following result provides an upper bound to the PRA proportional on the worst-case ratio between the shortest expected path latency under a RAWWE and that under a RNWE. We remark that this bound also holds in the mean-var case.

Theorem 5.8. *Consider an instance with a single source-sink pair, general latencies and general standard deviations with coefficients of variation bounded by κ_σ . Then, the PRA is bounded by $(1 + \gamma\kappa_\sigma)\rho$, where $\rho := \min_p \ell_p(x) / \min_q \ell_q(z)$ for a RAWWE x and a RNWE z .*

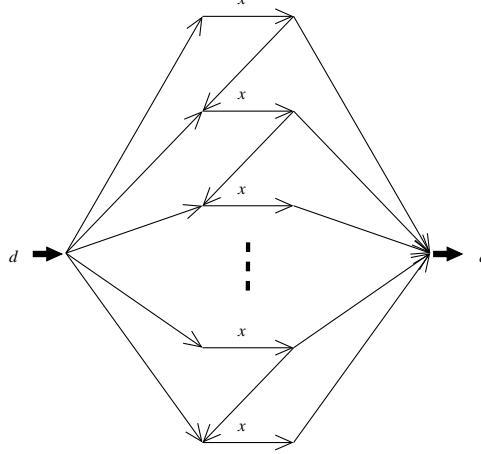


FIGURE 4. A non-SP example where the RNWE does not maximize the shortest path.

Proof. Using Corollary 5.2, we have that $C(x)/C(z) \leq (1 + \gamma\kappa_\sigma)\ell_p(x)/\min_q \ell_q(z)$ for an arbitrary path p . We get the result by minimizing the expected latency over paths $p \in \mathcal{P}$. \square

The alternative proof consists in showing that $\rho \leq 1$ for SP networks, or $\min_p \ell_p(x) \leq \min_p \ell_p(z)$. To simplify notation, we refer to the shortest path with respect to expected latencies corresponding to a feasible flow f by $S(f) := \min_{p \in \mathcal{P}} \ell_p(f)$. To get the result we now prove that $S(f) \leq S(z)$ for any feasible flow f .

Theorem 5.9. *Consider a RNWE z of a SP network with general latencies and one source-sink pair. Then, z maximizes $S(f)$ among all feasible flows f .*

Proof. We use induction on the construction steps of the SP network. First, let us consider that the last composition in the construction of the network is series. Because it is a series composition, the restriction of z to each component is a RNWE for the component. Considering an arbitrary feasible flow f , the induction implies that the restriction of f to each component cannot have a longer shortest path than the restriction of z in the same component. We get the desired inequality adding the inequalities corresponding to each component back together.

Second, let us consider that the last composition in the construction of the network is parallel and denote the subcomponents by G_1, G_2, \dots, G_k . Let us denote by z_i and f_i the projection of each flow into a component. There must exist a component i such that $f_i \leq z_i$ and $z_i > 0$ because $\sum z_i = \sum f_i = 1$. Then, $S(f) \leq S(f_i) \leq S(\text{RNWE}_{G_i}(f_i)) \leq S(\text{RNWE}_{G_i}(z_i)) = S(z)$. Here, we have denoted by $\text{RNWE}_{G_i}(d)$ the risk-neutral equilibrium in subgraph G_i for demand d . The first inequality is because $S(f)$ is the minimal shortest path across components, the second is by the inductive hypothesis applied to the component G_i with demand f_i , the third is because increasing demand from f_i to z_i cannot reduce the shortest path at equilibrium, and the fourth is because some flow is routed through component i so the shortest path in that component is equal to the shortest path in the whole graph. \square

This argument does not readily extend to non-SP networks since we can sometimes route flow in a worse way than a Wardrop equilibrium. As an example, take the instance shown in Figure 4 with k horizontal edges and $d = 1$. Although the equilibrium loads all horizontal paths equally achieving a shortest path length of $1/k$, to maximize the shortest path one can route all flow along the zigzag path achieving a shortest path of 1. In any case, note that the example above does not preclude the possibility that the PRA is bounded for non-SP networks. Although $S(f)$ could be high for an arbitrary feasible flow f , it does not imply that $S(x) > S(z)$. Indeed x is unlikely to use very bad paths because it is at equilibrium for a different objective function, whereas the bad flow in the zigzag-path example is not an equilibrium for any objective.

6. CONCLUSION

This paper marks a first step in understanding the consequences on the inefficiency of selfish routing caused by uncertain edge delays and risk-averse players. We have established an upper bound on the ratio of the cost of the risk-averse equilibrium to that of the risk-neutral one, for users that aim to minimize the mean-variance of their route in a general network. We have proved that the bound is tight on series-parallel and Braess networks. In addition, we have shown that both tight bounds extend to the case where users minimize the mean-standard deviation of a route instead and have elaborated on the challenges of extending the analysis to general graphs for users with such risk profiles. Some immediate open questions include: (1) Is our bound for general graphs tight? (2) Can it be extended to mean-stdev and other risk objectives? (3) Can the bounds or analysis be extended to heterogeneous risk profiles? Another interesting direction is whether risk sometimes helps rather than hurts the quality of equilibrium and the social welfare. In particular, can risk-averse attitudes be leveraged in mechanism design in the place of tolls to reduce congestion?

7. APPENDIX: A PROOF OF THEOREM 5.9 VIA KKT CONDITIONS

Without loss of generality we may consider that the instance has unit demand. Let us consider the convex optimization problem that maximizes the shortest path objective among feasible flows. Our approach consists on proving that the optimal objective value is $S(z)$, which by definition of equilibria equals $C(z)$. In general, the optimal objective value cannot be less than $C(z)$ because z is a feasible solution to problem below. Although for general networks the optimum can be strictly larger, we will see that this cannot happen for SP networks. In the following formulation, we denote the dual variables within parenthesis.

$$\begin{aligned}
 \min \quad & z \\
 & -z - \sum_{a \in p} \ell_a(f_a) \leq 0 & \forall p \in \mathcal{P} & (\lambda_p) \\
 & -f_p \leq 0 & \forall p \in \mathcal{P} & (\omega_p) \\
 & \sum_{p \in \mathcal{P}} f_p - 1 = 0 & & (\mu) \\
 & f_a - \sum_{p: a \in p} f_p = 0 & \forall a \in A & (\nu_a)
 \end{aligned}$$

The problem is written in normal form to facilitate writing the dual. According to the first constraint, $-z$ is a lower bound to the length of all paths, hence correctly capturing the shortest-path objective. The second constraint imposes non-negativity of the flow, the third specifies the total demand and the last defines the flows on edges. The Lagrangian dual is

$$\Lambda(z, f, \lambda, \omega, \nu, \mu) := z - \sum_{p \in \mathcal{P}} \lambda_p(z + \sum_{a \in p} \ell_a(f_a)) - \sum_{p \in \mathcal{P}} \omega_p f_p + \mu(\sum_{p \in \mathcal{P}} f_p - 1) + \sum_{a \in A} \nu_a(f_a - \sum_{p: a \in p} f_p).$$

The stationarity conditions together with dual feasibility are given by the domain

$$\begin{aligned}
\sum_{a \in p} \lambda_a \ell'_a(f_a) &\leq \mu & \forall p \in \mathcal{P} & \quad (f_p) \\
\sum_{p \in \mathcal{P}} \lambda_p &= 1 & & \quad (z) \\
\lambda_a &= \sum_{p: a \in p \in \mathcal{P}} \lambda_p & \forall a \in A \\
\lambda_p &\geq 0, \mu \text{ free}
\end{aligned}$$

and the complementary slackness conditions are given by

$$\begin{aligned}
\lambda_p \left(\sum_{a \in p} \ell_a(f_a) - z \right) &= 0 & \forall p \in \mathcal{P} \\
f_p \left(\mu - \sum_{a \in p} \lambda_a \ell'_a(f_a) \right) &= 0 & \forall p \in \mathcal{P}.
\end{aligned}$$

We find feasible values for z , f , λ , and μ that satisfy primal and dual feasibility, the stationary and the complementary slackness conditions at the same time. For that purpose, we take $f = z$, which is primal feasible. For the dual, we consider the function $z(d)$ that maps a total demand d to the RNWE edge-flow, which is unique when cost functions are strictly increasing. Using this, we let λ_p be the marginal increase in flow along path p when we increase the demand by an infinitesimal. Formally, we let $\lambda_a := \partial z_a(1)/\partial d$ and consider an arbitrary decomposition of the edge flow $(\lambda_a)_{a \in A}$ to get λ_p for all $p \in \mathcal{P}$. This definition automatically gives us dual feasibility because $\sum_{p \in \mathcal{P}} \lambda_p = 1$. This happens because the additional flow has to be assigned to some path.

What is left is proving that (f, λ) is an optimal primal-dual pair by checking that they satisfy the complementary-slackness conditions. The first condition holds because a path that is not shortest under a RNWE will not receive flow if the demand increases by an infinitesimal.

For the second condition, we need to prove that if the RNWE sends flow along a path p then $\sum_{a \in p} \lambda_a \ell'_a(f_a)$ must be maximal among paths. Let q be a path such that the expression in the previous sentence equals μ and that additionally has the lowest number of edges with $\lambda_a = 0$. If $\lambda_a = 0$ for all $a \in q$, then $\mu = 0$ and we are done. Hence, there is at least one $a \in q$ such that $\lambda_a > 0$. If there are other edges $i \in \tilde{q} \subset q$ with $\lambda_i = 0$, we consider a path r such that $\lambda_i > 0$ for all $i \in r$ that maximizes the overlap with q . (Obviously, $r \cap \tilde{q} = \emptyset$.) Using that the network is series-parallel, we notice that r shortcuts all the subpaths in \tilde{q} and hence $\sum_{a \in r} \lambda_a \ell'_a(f_a) = \mu$ because the terms corresponding to \tilde{q} are zero.

The argument in the previous paragraph allows us to assume that $\lambda_r > 0$ by taking the correct path-decomposition of $(\lambda_a)_{a \in A}$. Since increasing the total demand increases the flow along r , the cost at equilibrium along r must be shortest (even though f_r might be zero). Coming back to the second condition, for any path $p \in \mathcal{P}$ such that $f_p > 0$, the cost at equilibrium along p must also be shortest and hence the additional load along both r and p when increasing demand must be equal to μ .

REFERENCES

- E. Altman, T. Boulogne, R. El-Azouzi, T. Jiménez, and L. Wynter. A survey on networking games in telecommunications. *Computers and Operations Research*, 33(2):286–311, 2006.
- H. Angelidakis, D. Fotakis, and T. Lianeas. Stochastic congestion games with risk-averse players. In Berthold Vöcking, editor, *Algorithmic Game Theory*, volume 8146 of *Lecture Notes in Computer Science*, pages 86–97. Springer, Berlin, 2013.

- M.-F. Balcan, A. Blum, and Y. Mansour. The price of uncertainty. In *Proceedings of the 10th ACM Conference on Electronic Commerce*, EC '09, pages 285–294, Stanford, CA, 2009. ACM, New York.
- M. J. Beckmann, C. B. McGuire, and C. B. Winsten. *Studies in the Economics of Transportation*. Yale University Press, New Haven, CT, 1956.
- D. Braess. Über ein Paradoxon aus der Verkehrsplanung. *Unternehmensforschung*, 12:258–268, 1968. An English translation appears in *Transportation Science*, 39:4, Nov 2005, pp. 446–450.
- C. K. Chau and K. M. Sim. The price of anarchy for non-atomic congestion games with symmetric cost maps and elastic demands. *Operations Research Letters*, 31(5):327–334, 2003.
- R. Cominetti and A. Torrico. Additive consistency of risk measures and its application to risk-averse routing in networks. Technical report, Universidad de Chile, 2013.
- J. R. Correa and N. E. Stier-Moses. Wardrop equilibria. In J. J. Cochran, editor, *Encyclopedia of Operations Research and Management Science*. Wiley, 2011.
- J. R. Correa, A. S. Schulz, and N. E. Stier-Moses. Selfish routing in capacitated networks. *Mathematics of Operations Research*, 29(4):961–976, 2004.
- J. R. Correa, A. S. Schulz, and N. E. Stier-Moses. A geometric approach to the price of anarchy in nonatomic congestion games. *Games and Economic Behavior*, 64:457–469, 2008.
- S. Dughmi. On the hardness of signaling. In *Proceedings of the 2014 IEEE 55th Annual Symposium on Foundations of Computer Science*, FOCS '14, 2014.
- S. Dughmi and Y. Peres. Mechanisms for risk averse agents, without loss. *Workshop on risk aversion in algorithmic game theory and mechanism design, held in conjunction with ACM EC'12*, 2012.
- A. Fiat and C. Papadimitriou. When the players are not expectation maximizers. In *Proceedings of the Third International Conference on Algorithmic Game Theory*, SAGT'10, pages 1–14, Athens, Greece, 2010. Springer, Berlin.
- H. Fu, J. Hartline, and D. Hoy. Prior-independent auctions for risk-averse agents. In *Proceedings of the Fourteenth ACM Conference on Electronic Commerce*, EC '13, pages 471–488, Philadelphia, PA, 2013. ACM, New York.
- E. Koutsoupias and C. H. Papadimitriou. Worst-case equilibria. *Computer Science Review*, 3(2):65–69, 2009. Conference version in *16th Annual Symposium on Theoretical Aspects of Computer Science*, pages 404–413, Trier, Germany, 1999.
- P. Krokhmal, M. Zabaranin, and S. Uryasev. Modeling and optimization of risk. *Surveys in Operations Research and Management Science*, 16(2):49–66, 2011.
- J. Li and A. Deshpande. Maximizing expected utility for stochastic combinatorial optimization problems. In *Proceedings of the 2011 IEEE 52nd Annual Symposium on Foundations of Computer Science*, FOCS '11, pages 797–806. IEEE Computer Society, Washington, DC, 2011.
- H. Markowitz. Portfolio selection. *The Journal of Finance*, 7(1):77–91, 1952.
- Y. Nie. Multi-class percentile user equilibrium with flow-dependent stochasticity. *Transportation Research Part B*, 45:1641–1659, 2011.
- E. Nikolova. Approximation algorithms for reliable stochastic combinatorial optimization. In *Proceedings of the 13th International Conference on Approximation*, APPROX/RANDOM'10, pages 338–351, Berlin, Heidelberg, 2010. Springer.
- E. Nikolova and N. E. Stier-Moses. A mean-risk model for the traffic assignment problem with stochastic travel times. *Operations Research*, 62(2):366–382, 2014.
- E. Nikolova, M. Brand, and D. R. Karger. Optimal route planning under uncertainty. In D. Long, S. F. Smith, D. Borrajo, and L. McCluskey, editors, *Proceedings of the International Conference on Automated Planning & Scheduling (ICAPS)*, pages 131–141, Cumbria, England, 2006a.
- E. Nikolova, J.A. Kelner, M. Brand, and M. Mitzenmacher. Stochastic shortest paths via quasi-convex maximization. In *Lecture Notes in Computer Science 4168 (ESA 2006)*, pages 552–563, Springer, 2006b.
- N. Nisan, T. Roughgarden, É. Tardos, and V. V. Vazirani. *Algorithmic Game Theory*. Cambridge University Press, Cambridge, UK, 2007.

- F. Ordóñez and N. E. Stier-Moses. Wardrop equilibria with risk-averse users. *Transportation Science*, 44(1):63–86, 2010.
- C. H. Papadimitriou. Algorithms, games, and the Internet. In *Proceedings of the 33rd Annual ACM Symposium on Theory of Computing (STOC)*, pages 749–753, Hersonissos, Greece, 2001. ACM Press, New York, NY.
- G. Perakis. The “price of anarchy” under nonlinear and asymmetric costs. *Mathematics of Operations Research*, 32(3):614–628, 2007.
- A. C. Pigou. *The Economics of Welfare*. Macmillan, London, 1920.
- G. Piliouras, E. Nikolova, and J.S. Shamma. Risk sensitivity of price of anarchy under uncertainty. In *Proceedings of the Fourteenth ACM Conference on Electronic Commerce, EC ’13*, pages 715–732, Philadelphia, Pennsylvania, USA, 2013. ACM, New York.
- T. Rockafellar. Coherent approaches to risk in optimization under uncertainty. *Tutorials in operations research*, pages 38–61, 2007.
- T. Roughgarden. The price of anarchy is independent of the network topology. *Journal of Computer and System Sciences*, 67(2):341–364, 2003.
- T. Roughgarden and É. Tardos. How bad is selfish routing? *Journal of the ACM*, 49(2):236–259, 2002.
- Y. Sheffi. *Urban Transportation Networks*. Prentice-Hall, Englewood, NJ, 1985.
- C. Swamy. Risk-averse stochastic optimization: probabilistically-constrained models and algorithms for black-box distributions. In *Proceedings of the Twenty-Second Annual ACM-SIAM Symposium on Discrete Algorithms, SODA ’11*, pages 1627–1646, San Francisco, CA, 2011. SIAM.
- A. Tversky and D. Kahneman. The framing of decisions and the psychology of choice. *Science, New Series*, 211:453–458, 1981.
- J. Von Neumann and O. Morgenstern. *Theory of Games and Economic Behavior*. Princeton University Press, Princeton, NJ, 1944.
- J. G. Wardrop. Some theoretical aspects of road traffic research. *Proceedings of the Institute of Civil Engineers, Part II, Vol. 1*, pages 325–378, 1952.