

Inferring latent structures via information inequalities

R. Chaves,¹ L. Luft,¹ T. O. Maciel,^{1,2} D. Gross,^{1,3} D. Janzing,⁴ and B. Schölkopf⁴

¹*Institute for Physics, University of Freiburg, Rheinstrasse 10, D-79104 Freiburg, Germany*

²*Physics Department, Federal University of Minas Gerais, Brazil*

³*Freiburg Center for Data Analysis and Modeling, Germany*

⁴*Max Planck Institute for Intelligent Systems, Tübingen, Germany*

One of the goals of probabilistic inference is to decide whether an empirically observed distribution is compatible with a candidate Bayesian network. However, Bayesian networks with hidden variables give rise to highly non-trivial constraints on the observed distribution. Here, we propose an information-theoretic approach, based on the insight that conditions on *entropies* of Bayesian networks take the form of simple linear inequalities. We describe an algorithm for deriving entropic tests for latent structures. The well-known conditional independence tests appear as a special case. While the approach applies for generic Bayesian networks, we presently adopt the causal view, and show the versatility of the framework by treating several relevant problems from that domain: detecting common ancestors, quantifying the strength of causal influence, and inferring the direction of causation from two-variable marginals.

I. INTRODUCTION

Inferring causal relationships from empirical data is one of the prime goals of science. A common scenario reads as follows: Given n random variables X_1, \dots, X_n , infer their causal relations from a list of n -tuples i.i.d. drawn from $P(X_1, \dots, X_n)$. To formalize causal relations, it has become popular to use directed acyclic graphs (DAGs) with random variables as nodes (c.f. Fig. 1) and arrows meaning direct causal influence [23, 28]. Such causal models have been called *causal* Bayesian networks [23], as opposed to traditional Bayesian networks that formalize conditional independence relations without having necessarily a causal interpretation. One of the tasks of causal inference is to decide which causal Bayesian networks are compatible with empirically observed data.

The most common way to infer the set of possible DAGs from observations is based on the *Markov condition* (c.f. Sect. II) stating which conditional statistical independencies are implied by the graph structure, and the *faithfulness assumption* stating that the joint distribution is generic for the DAG in the sense that no additional independencies hold [23, 28]. Causal inference via Markov condition and faithfulness has been well-studied for the case where all variables are observable, but some work also refers to latent structures where only a subset is observable [1, 23, 27]. In that case, we are faced with the problem of characterizing the set of *marginal distributions* a given Bayesian network can give rise to. If an observed distribution lies outside the set of marginals of a candidate network, then that model can be rejected as an explanation of the data. Unfortunately, it is widely appreciated that Bayesian networks involving latent variables impose highly non-trivial constraints on the distributions compatible with it [20, 21, 31, 33].

These technical difficulties stem from the fact that the conditional independencies amount to non-trivial algebraic conditions on probabilities. More precisely, the marginal regions are semi-algebraic sets that can, in principle, be characterized by a finite number of polynomial equalities and inequalities [14]. However, it seems that in practice, algebraic statistics is still limited to very simple models.

In order to circumvent this problem, we propose an information-theoretic approach for causal inference. It is based on an entropic framework for treating marginal problems that, perhaps surprisingly, has recently been introduced in the context of Bell's Theorem and the foundations of quantum mechanics [7, 12]. The basic insight is that the *algebraic* condition $p(x, y) = p_1(x)p_2(y)$ for independence becomes a *linear* relation $H(X, Y) = H(X) + H(Y)$ on the level of entropies. This opens up the possibility of using computational tools such as linear programming to find marginal constraints – which contrasts pleasantly with the complexity of algebraic methods that would otherwise be necessary.

A. Results

Our main message is that a significant amount of information about causation is contained in the entropies of observable variables and that there are relatively simple and systematic ways of unlocking that information. We will make that case by discussing a great variety of applications, which we briefly summarize here.

After introducing the geometric and algorithmic framework in Sections II & III, we start with the applications in Section IV A which treats instrumentality tests. There, we argue that the non-linear nature of entropy, together with the fact that it is agnostic about the number of outcomes of a random variable, can greatly

reduce the complexity of causal tests.

Two points are made in Sec. IV B, treating an example where the direction of causation between a set of variables is to be inferred. Firstly, that marginal entropies of few variables can carry non-trivial information about conditional independencies encoded in a larger number of variables. This may have practical and statistical advantages. Secondly, we point out applications to tests for quantum non-locality.

In Sec. IV C we consider the problem of distinguishing between different hidden common ancestors causal structures. While most of the entropic tests in this paper have been derived using automated linear programming algorithms, this section presents analytic proofs valid for any number of variables.

Finally, Sec. IV D details three conceptually important realizations: (1) The framework can be employed to derive quantitative lower bounds on the strength of causation between variables. (2) The degree of violation of entropic inequalities carries an operational meaning. (3) Under some assumptions, we can exhibit novel conditions for distinguishing dependencies created through common ancestors from direct causation.

II. THE INFORMATION-THEORETIC DESCRIPTION OF BAYESIAN NETWORKS

In this section we introduce the basic technical concepts that are required to make the present paper self-contained. More details can be found in [7, 12, 23].

A. Bayesian networks

Here and in the following, we will consider n jointly distributed discrete random variables (X_1, \dots, X_n) . Uppercase letters label random variables while lowercase label the values taken by these variables, e.g. $p(X_i = x_i, X_j = x_j) \equiv p(x_i, x_j)$.

Choose a *directed acyclic graph* (DAG) which has the X_i 's as its vertices. The X_i 's form a *Bayesian network* with respect to the graph if every variable can be expressed as a function of its parents PA_i and an unobserved noise term N_i , such that the N_i 's are jointly independent. That is the case if and only if the distribution is of the form

$$p(x) = \prod_{i=1}^n p(x_i | pa_i).$$

Importantly, this is equivalent to demanding that the X_i fulfill the *local Markov property*: Every X_i is conditionally independent of its non-descendants ND_i given its parents PA_i : $X_i \perp\!\!\!\perp ND_i | PA_i$.

We allow some of the nodes in the DAG to stand for *hidden variables* that are not directly observable. Thus, the marginal distribution of the observed variables becomes

$$p(v) = \sum_u \prod_{i=1, \dots, m} p(v_i | pa_i) \prod_{j=1, \dots, n-m} p(u_j | pa_j), \quad (1)$$

where $V = (V_1, \dots, V_m)$ are the observable variables and $U = (U_1, \dots, U_{n-m})$ the hidden ones.

B. Shannon Entropy cones

Again, we consider a collection of n discrete random variables X_1, \dots, X_n . We denote the set of indices of the random variables by $[n] = \{1, \dots, n\}$ and its power set (i.e., the set of subsets) by $2^{[n]}$. For every subset $S \in 2^{[n]}$ of indices, let X_S be the random vector $(X_i)_{i \in S}$ and denote by $H(S) := H(X_S)$ the associated Shannon entropy given by $H(X_S) = -\sum_{x_S} p(x_S) \log_2 p(x_S)$. With this convention, entropy becomes a function

$$H : 2^{[n]} \rightarrow \mathbb{R}, \quad S \mapsto H(S)$$

on the power set. The linear space of all set functions will be denoted by R_n . For every function $h \in R_n$ and $S \in 2^{[n]}$, we use the notations $h(S)$ and h_S interchangeably.

The region

$$\{h \in R_n \mid h_S = H(S) \text{ for some entropy function } H\}$$

of vectors in R_n that correspond to entropies has been studied extensively in information theory [35]. Its closure is known to be a convex cone, but a tight and explicit description is unknown. However, there is a standard outer approximation which is the basis of our work: the *Shannon cone* Γ_n . The Shannon cone is the polyhedral closed convex cone of set functions h that respect the following set of linear inequalities:

$$\begin{aligned} h([n] \setminus \{i\}) &\leq h([n]) \\ h(S) + h(S \cup \{i, j\}) &\leq h(S \cup \{i\}) + h(S \cup \{j\}) \\ h(\emptyset) &= 0 \end{aligned} \quad (2)$$

for all $S \subset [n] \setminus \{i, j\}$, $i \neq j$ and $i, j \in [n]$. These inequalities hold for entropy: The first relation – known as *monotonicity* – states that the uncertainty about a set of variables should always be larger than or equal to the uncertainty about any subset of it. The second inequality is the *sub-modularity* condition which is equivalent to the positivity of the conditional mutual information $I(X_i : X_j | X_S) = H(X_{S \cup i}) + H(X_{S \cup j}) - H(X_{S \cup \{i, j\}}) - H(X_S) \geq 0$. The inequalities above are known as the *elementary inequalities* in information theory or the *poly-matroidal axioms* in combinatorial optimization. An inequality that follows from the elementary ones is said to be of *Shannon-type*.

The elementary inequalities encode the constraints that the entropies of *any* set of random variables are subject to. If one further demands that the random variables are a Bayesian network with respect to some given DAG, additional relations between their entropies will ensue. Indeed, it is a straight-forward but central realization for the program pursued here, that CI relations faithfully translate to homogeneous linear constraints on entropy:

$$X \perp\!\!\!\perp Y|Z \quad \Leftrightarrow \quad I(X : Y|Z) = 0. \quad (3)$$

The conditional independencies (CI) given by the local Markov condition are sufficient to characterize distributions that form a Bayesian network w.r.t. some fixed DAG. Any such distribution exhibits further CI relations, which can be algorithmically enumerated using the so-called *d-separation criterion* [23]. Let Γ_c be the subspace of R_n defined by the equality (3) for all such conditional independencies. In that language, *the joint distribution of a set of random variables obeys the Markov property w.r.t. to Bayesian network if and only if its entropy vector lies in the polyhedral convex cone $\Gamma_n^c := \Gamma_n \cap \Gamma_c$, that is, the distribution defines a valid entropy vector (obeying (2)) that is contained in Γ_c . The rest of this paper is concerned with the information that can be extracted from this convex polyhedron.*

We remark that this framework can easily be generalized in various directions. E.g., it is simple to incorporate certain quantitative bounds on causal influence. Indeed, small deviations of conditional independence can be expressed as $I(X : Y|Z) \leq \epsilon$ for some $\epsilon > 0$. This is a (non-homogeneous) linear inequality on R_n . One can add any number of such inequalities to the definition of Γ_n^c while still retaining a convex polyhedron (if no longer a cone). The linear programming algorithm presented below will be equally applicable to these objects. (In contrast to entropies, the set of probability distributions subject to quantitative bounds on various mutual informations seems to be computationally and analytically intractable).

Another generalization would be to replace Shannon entropies by other, non-statistical, information measures. To measure similarities of strings, for instance, one can replace H with Kolmogorov complexity, which (essentially) also satisfies the polymatroidal axioms (2). Then, the conditional mutual information measures conditional algorithmic dependence. Due to the algorithmic Markov condition, postulated in [19], causal structures in nature also imply algorithmic independencies in analogy to the statistical case. We refer the reader to Ref. [30] for further information measures satisfying the polymatroidal axioms.

C. Marginal Scenarios

We are mainly interested in situations where not all joint distributions are accessible. Most commonly, this is because the variables X_1, \dots, X_n can be divided into observable ones V_1, \dots, V_m (e.g. medical symptoms) and hidden ones U_1, \dots, U_{n-m} (e.g. putative genetic factors). In that case, it is natural to assume that any subset of observable variables can be *jointly* observed. There are, however, more subtle situations (c.f. Sec. IV B). In quantum mechanics, e.g., position and momentum of a particle are individually measurable, as is any combination of position and momentum of two distinct particles – however, there is no way to consistently assign a joint distribution to both position and momentum of the same particle [4].

This motivates the following definition: Given a set of variables X_1, \dots, X_n , a *marginal scenario* \mathcal{M} is the collection of those subsets of X_1, \dots, X_n that are assumed to be jointly measurable.

Below, we analyze the Shannon-type inequalities that result from a given Bayesian network and constrain the entropies accessible in a marginal scenario \mathcal{M} .

III. ALGORITHM FOR THE ENTROPIC CHARACTERIZATION OF ANY DAG

Given a DAG consisting of n random variables and a marginal scenario \mathcal{M} , the following steps will produce all Shannon-type inequalities for the marginals:

- Step 1:** *Construct a description of the unconstrained Shannon cone.* This means enumerating all $n + \binom{n}{2}2^{n-2}$ elementary inequalities given in (2).
- Step 2:** *Add causal constraints* presented as in (3). This corresponds to employing the *d-separation criterion* to construct all conditional independence relations implied by the DAG.
- Step 3:** *Marginalization.* Lastly, one has to eliminate all joint entropies not contained in \mathcal{M} .

The first two steps have been described in Sec. II. We thus briefly discuss the marginalization, first from a geometric, then from an algorithmic perspective.

Given a set function $h : 2^{[n]} \rightarrow \mathbb{R}$, its restriction $h|_{\mathcal{M}} : \mathcal{M} \rightarrow \mathbb{R}$ is trivial to compute: If h is expressed as a vector in R_n , we just drop all coordinates of h which are indexed by sets outside of \mathcal{M} . Geometrically, this amounts to a projection $P_{\mathcal{M}} : \mathbb{R}^{2^n} \rightarrow \mathbb{R}^{|\mathcal{M}|}$. The image of the constrained cone Γ_n^c under the projection $P_{\mathcal{M}}$ is again a convex cone, which we will refer to as $\Gamma_{\mathcal{M}}^c$. Recall that there are two dual ways of representing a polyhedral convex cone: in terms of either its extremal

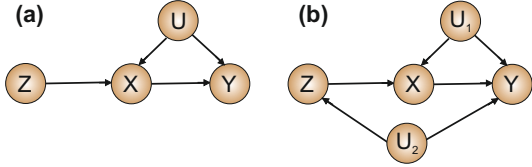


FIG. 1. DAG (a) represents the instrumental scenario. DAG (b) allows for a common ancestor between Z and Y : unless some extra constraint is imposed (e.g. $I(Y, U_2) \leq \epsilon$) this DAG is compatible with any probability distribution for the variables X , Y and Z .

rays, or in terms of the inequalities describing its facets [2]. To determine the projection $\Gamma^{\mathcal{M}}$, a natural possibility would be to calculate the extremal rays of Γ_n^c and remove the irrelevant coordinates of each of them. This would result in a set of rays generating $\Gamma^{\mathcal{M}}$. However, Steps 1 & 2 above give a representation of Γ_n^c in terms of inequalities. Also, in order to obtain readily applicable tests, we would prefer an inequality presentation of $\Gamma^{\mathcal{M}}$. Thus, we have chosen an algorithmically more direct (if geometrically more opaque) procedure by employing Fourier-Motzkin elimination – a standard linear programming algorithm for eliminating variables from systems of inequalities [34].

In the remainder of the paper, we will discuss applications of inequalities resulting from this procedure to causal inference.

IV. APPLICATIONS

A. Conditions for Instrumentality

An instrument Z is a random variable that under certain assumptions helps identifying the causal effect of a variable X on another variable Y [5, 16, 22]. The simplest example is given by the instrumentality DAG in Fig. 1 (a), where Z is an instrumental variable and the following independencies are implied: (i) $I(Z : Y|X, U) = 0$ and (ii) $I(Z : U) = 0$. The variable U represents all possible factors (observed and unobserved) that may effect X and Y . Because conditions (i) and (ii) involve an unobservable variable U , the use of an instrument Z can only be justified if the observed distribution falls inside the compatibility region implied by the instrumentality DAG. The distributions compatible with this scenario can be written as

$$p(x, y|z) = \sum_u p(u) p(y|x, u) p(x|z, u) \quad (4)$$

Note that (4) can be seen as a convex combination of deterministic functions assigning the values of X and

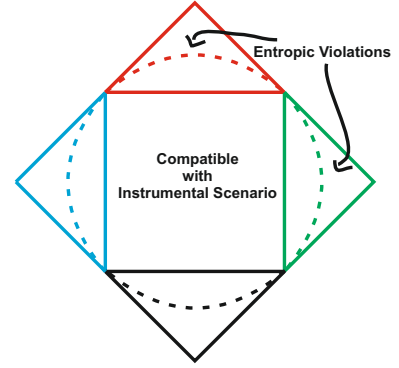


FIG. 2. A comparison between the entropic and the probabilistic approach. The squares represent the polytope of distributions compatible with the instrumental DAG. Each facet in the square corresponds to one of the 4 non-trivial inequalities valid for binary variables [5, 22]. The triangles over the squares represent probability distributions that fail to be compatible with the instrumental constraints. Distributions outside the dashed curve are detected by the entropic inequality (5). Due to its non-linearity in terms of probabilities, (5) detects the non-compatibility associated with different probability inequalities. See [8] for more details.

Y [5, 22, 25]. Thus, the region of compatibility associated with $p(x, y|z)$ is a polytope and all the probability inequalities characterizing it can in principle be determined using linear programming. However, as the number of values taken by the variables increases, this approach becomes intractable [5] (see below for further comments). Moreover, if we allow for variations in the causal relations, e.g. the one shown in DAG (b) of Fig. 1, the compatibility region is not a polytope anymore and computationally challenging algebraic methods would have to be used [15]. For instance, the quantifier elimination method in [15] is unable to deal with the instrumentality DAG even in the simplest case of binary variables. We will show next how our framework can easily circumvent such problems.

Proceeding with the algorithm described in Sec. III, one can see that after marginalizing over the latent variable U , the only non-trivial entropic inequality constraining the instrumental scenario is given by

$$I(Y : Z|X) + I(X : Z) \leq H(X). \quad (5)$$

By “non-trivial”, we mean that (5) is not implied by monotonicity and sub-modularity for the observable variables. The causal interpretation of (5) can be stated as follows: Since Z influence Y only through X , if the dependency between X and Z is large, then necessarily the dependency between Y and Z conditioned on knowing X should be small.

We highlight the fact that, irrespective of how many values the variables X , Y and Z may take (as long as

they are discrete), (5) is the only non-trivial entropic constraint bounding the distributions compatible with the instrumentality test. This is in stark contrast with the probabilistic approach, for which the number of linear inequalities increases exponentially with the number of outcomes of the variables [5]. There is, of course, a price to pay for this concise description: There are distributions that are not compatible with the instrumental constraints, but fail to violate (5). In this sense, an entropic inequality is a necessary but not sufficient criterion for compatibility. However, it is still surprising that a single entropic inequality can carry information about causation that is in principle contained only in exponentially many probabilistic ones. This effect stems from the non-linear nature of entropy and is illustrated in Fig. 2. We remark that the reduction of descriptive complexity resulting from the use of non-linear inequalities occurs for other convex bodies as well. The simplest example along these lines is the Euclidean unit ball B . It requires infinitely many linear inequalities to be defined (namely $B = \{x \mid (x, y) \leq 1 \forall y, \|y\|_2 \leq 1\}$). These can, of course, all be subsumed by the single non-linear condition $\|x\|_2 \leq 1$.

Assume now that some given distribution $p(x, y|z)$ is incompatible with the instrumental DAG. That could be due to some dependencies between Y and Z mediated by a common hidden variable U_2 as shown in DAG (b) of Fig. 1. Clearly, this DAG can explain any distribution $p(x, y|z)$ and therefore is not very informative. Notwithstanding, with our approach we can for instance put a quantitative lower bound on how dependent Y and U_2 need to be. Following the algorithm in Sec. III, one can see that the only non-trivial constraint on the dependency between Y and U_2 is given by $I(Y : U_2) \leq H(Y|X)$. This inequality imposes a kind of *monogamy of correlations*: if the uncertainty about Y is small given X , their dependency is large, implying that Y is only slightly correlated with U_2 , since the latter is statistically independent of X .

B. Inferring direction of causation

As mentioned before, if all variables in the DAG are observed, the conditional independencies implied by the graphical model completely characterize the possible probability distributions [24]. For example, the DAGs displayed in Fig. 3 display a different set of CIs. For both DAGs we have $I(X : Z|Y, W) = 0$, however for DAG (a), it holds that $I(Y : W|X) = 0$ while for DAG (b) $I(Y : W|Z) = 0$. Hence, if the joint distributions of (Y, W, X) and (Y, W, Z) are accessible, then CI information can distinguish between the two networks and thus reveal the “direction of causation”.

In this section, we will show that the same is possible

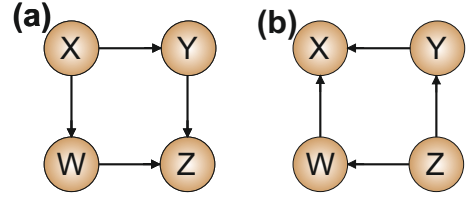


FIG. 3. DAGs with no hidden variables and opposite causation directions. The DAGs can be distinguished based on the CIs induced by them. However, if only pairwise information is available one must resort to the marginalization procedure described in Sec. III.

even if only two variables are jointly accessible at any time. We feel this is relevant for three reasons.

First – and somewhat subjectively – we believe the insight to be interesting from a fundamental point of view. Inferring the direction of causation between two variables is a notoriously thorny issue, hence it is far from trivial that it can be done from information about several pairwise distributions.

The second reason is that there are situations where joint distributions of many variables are unavailable due to practical or fundamental reasons. We have already mentioned quantum mechanics as one such example – and indeed, the present DAGs can be related to tests for quantum non-locality. We will briefly discuss the details below. But also purely classical situations are conceivable. For instance, Mendelian randomization is a good example where the joint distribution on all variables is often unavailable [10].

Thirdly, the “smoothing effect” of marginalizing may simplify the statistical analysis when only few samples are available. Conditioning on many variables or on variables that attain many different values often amounts to conditioning on events that happened only once. Common χ^2 -tests for CI [32] involve divisions by empirical estimates of variance, which lead to nonsensical results if no variance is observed. Testing for CI in those situations requires strong assumptions (like smoothness of dependencies) and remains a challenging research topic [13, 36]. Two-variable marginals, while containing strictly less information than three-variable ones, show less fluctuations and might thus be practically easier to handle. This benefit may not sound spectacular as long as it refers to 2- versus 3-variable marginals. However, in general, our formalism can provide inequality constraints for k -variable marginals from equality constraints that involve ℓ -variable marginals for $\ell \gg k$.

We note that causal inference schemes using only pairwise mutual information is already known for trees, i.e., DAGs containing no undirected cycles. The data processing inequality implies that for every node,

the mutual information to a direct neighbor cannot be smaller than the one with the neighbor of this neighbor. Hence one can find adjacencies based on pairwise mutual information only. This has been used e.g. for phylogenetic trees [9, 17]. In that sense, our results generalize these ideas to DAGs with cycles.

The non-trivial constraints on two-variable entropies given by our algorithm for the DAG (a) of Fig. 3 are:

$$\begin{aligned}
H_Y - H_X - H_{YW} + H_{XW} &\leq 0 \\
H_W - H_X - H_{YW} + H_{XY} &\leq 0 \\
H_{WZ} - H_{YW} - H_{XZ} + H_{XY} &\leq 0 \\
H_{YZ} - H_{YW} - H_{XZ} + H_{XW} &\leq 0 \\
H_Y - H_X + H_W - H_{WZ} - H_{YZ} + H_{XZ} &\leq 0 \\
H_Z - H_X - H_{YW} - H_{XZ} + H_{XW} + H_{XY} &\leq 0 \\
H_Z + H_X & \\
+ H_{YW} + H_{XZ} - H_{XW} - H_{XY} - H_{WZ} - H_{YZ} &\leq 0.
\end{aligned} \tag{6}$$

The ones for DAG (b) are obtained by the substitution $X \leftrightarrow Z$. Invariant under this, the final inequality is valid for both scenarios. In contrast, the first six inequalities can be used to distinguish the DAGs.

As an example, one can consider the following structural equations compatible only with the DAG (b): Z is a uniformly distributed m -valued random variable, $Y = W = Z$, and $X = Y \oplus W$ (addition modulo m). A direct calculation shows that the first inequality in (6) is violated, thus allowing one to infer the correct direction of the arrows in the DAG.

As alluded to before, we close this section by mentioning a connection to quantum non-locality [4]. Using the linear programming algorithm, one finds that the final inequality in (6) is actually valid for *any* distribution of four random variables, not only those that constitute Bayesian networks w.r.t. the DAGs in Fig. 3. In that sense it seems redundant, or, at best, a sanity check for consistency of data. It turns out, however, that it can be put to non-trivial use. While the purpose of causal inference is to check compatibility of data with a presumed causal structure, the task of quantum non-locality is to devise tests of compatibility with classical probability theory as a whole. Thus, if said inequality is violated in a quantum experiment, it follows that there is no way to construct a joint distribution of all four variables that is consistent with the observed two-variable marginals – and therefore that classical concepts are insufficient to explain the experiment.

While not every inequality which is valid for all classical distributions can be violated in quantum experiments, the constraints in (6) do give rise to tests with that property. To see this, we further marginalize over $H(X, Z)$ and $H(Y, W)$ to obtain

$$H_{XY} + H_{XW} + H_{YZ} - H_{WZ} - H_Y - H_X \leq 0 \tag{7}$$

(and permutations thereof). These relations have been studied as the “entropic version of the CHSH Bell inequality” in the physics literature [6, 7, 12], where it is shown that (7) can be employed to witness that certain measurements on quantum systems do not allow for a classical model.

C. Inference of common ancestors in semi-Markovian models

In this section, we re-visit in greater generality the problem considered in [29]: using entropic conditions to distinguish between hidden common ancestors.

Any distribution of a set of n random variables can be achieved if there is one latent parent (or *ancestor*) common to all of them [23]. However, if the dependencies can also be obtained from a less expressive DAG – e.g. one where at most two of the observed variables share an ancestor – then Occam’s Razor would suggest that this model is preferable. The question is then: what is the simplest common ancestor causal structure explaining a given set of observations?

One should note that unless we are able to intervene in the system under investigation, in general it may be not possible to distinguish direct causation from a common cause. For instance, consider the DAGs (a) and (c) displayed in Fig. 4. Both DAGs are compatible with any distribution and thus it is not possible to distinguish between them from passive observations alone. For this reason and also for simplicity, we restrict our attention to semi-Markovian models where all the observable variables are assumed to have no direct causation on each other or on the hidden variables. Also, the hidden variables are assumed to be mutually independent. It is clear then that all dependencies between the observed quantities can only be mediated by their hidden common ancestors. We refer to such models as common ancestors (CM) DAGs. We reinforce, however, that our framework can also be applied in the most general case. As will be explained in more details in Sec. IV D, in some cases, common causes can be distinguished from direct causation. Our framework can also be readily applied in these situations.

We begin by considering the simplest non-trivial case, consisting of three observed variables [7, 11, 29]. If no conditional independencies between the variables occur, then the graphs in Fig. 4 (a) and (b) represent the only compatible CM DAGs. Applying the algorithm described in Sec. III to the model (b), we find that one non-trivial class of constraints is given by

$$I(V_1 : V_2) + I(V_1 : V_3) \leq H(V_1) \tag{8}$$

and permutations thereof [7, 11].

It is instructive to pause and interpret (8). It states, for example, that if the dependency between V_1 and V_2 is

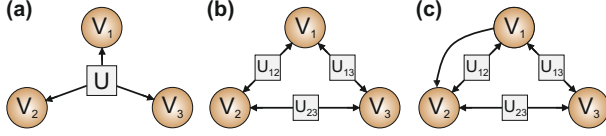


FIG. 4. Models (a) and (b) are CM DAGs for three observable variables V_1, V_2, V_3 . Unlike (b), DAG (a) is compatible with any observable distribution. DAG (c) involves a direct causal influence between the observable variable V_1 and V_2 .

maximal ($I(V_1 : V_2) = H(V_1)$) then there should be no dependency at all between V_1 and V_3 ($I(V_1 : V_2) = 0$). Note that $I(V_1 : V_2) = H(V_1)$ is only possible if V_1 is a deterministic function of the common ancestor U_{12} alone. But if V_1 is independent of U_{13} , it cannot depend on V_3 and thus $I(V_1 : V_3) = 0$.

Consider for instance a distribution given by

$$p(v_1, v_2, v_3) = \begin{cases} 1/2, & \text{if } v_1 = v_2 = v_3 \\ 0, & \text{otherwise} \end{cases}, \quad (9)$$

This stands for a perfect correlation between all the three variables and clearly cannot be obtained by pairwise common ancestors. This incompatibility is detected by the violation of (8).

We now establish the following generalization of (8) to an arbitrary number of observables:

Theorem 1. *For any distribution that can be explained by a CM DAG where each of the latent ancestors influences at most m of the observed variables, we have*

$$\sum_{\substack{i=1, \dots, n \\ i \neq j}} I(V_i : V_j) \leq (m-1)H(V_j). \quad (10)$$

We present the proof for the case $m = 2$ while the general proof can be found in the supplemental material.

Lemma 2. *In the setting of Thm. 1 for $m = 2$:*

$$\sum_{i=2}^n H(V_j U_{ji}) \geq (N-2)H(V_j) + H(V_j \bigcup_{i=2}^N U_{ji}). \quad (11)$$

Proof. (By induction) We treat the case $j = 1$ w.l.o.g. For $n = 2$ equality holds trivially. Now assuming the validity of the inequality for any n :

$$\sum_{i=2}^{n+1} H(V_1 U_{1i}) \geq (n-2)H(V_1) \quad (12)$$

$$+ H(V_1 \bigcup_{i=2}^n U_{1i}) + H(V_1 U_{1(n+1)}) \\ \geq [(n+1)-2]H(V_1) + H(V_1 \bigcup_{i=2}^{n+1} U_{1i}). \quad (13)$$

From (12) to (13) we have used sub-modularity. \square

Proof of Theorem 1. Apply the data processing inequality to the left-hand side of (10) to obtain

$$\begin{aligned} \sum_{i=2}^n I(A_1 : A_i) &\leq \sum_{i=2}^n I(A_1 : U_{1i}) \\ &= (n-1)H(A_1) + \sum_{i=2}^n H(\lambda_{1i}) - \sum_{i=2}^n H(A_1 \lambda_{1i}). \end{aligned}$$

With Lemma 2, we get

$$\begin{aligned} \sum_{i=2}^n I(V_1 : V_i) &\leq (n-1)H(V_1) + \sum_{i=2}^n H(U_{1i}) \\ &\quad - [(n-2)H(V_1) + H(V_1 \bigcup_{i=2}^n U_{1i})]. \end{aligned}$$

The mutual independence of hidden variables yields $\sum_{i=2}^n H(U_{1i}) = H(\bigcup_{i=2}^n U_{1i})$ implying that

$$\sum_{i=2}^n I(V_1 : V_i) \leq H(V_1) - H(V_1 | \bigcup_{i=2}^n U_{1i}) \leq H(V_1).$$

\square

We highlight the fact that Ineq. (10) involves only pairwise distributions – the discussion in Sec. IV B applies. Following our approach, one can derive further entropic inequalities, in particular involving the joint entropy of all observed variables. A more complete theory will be presented elsewhere.

D. Quantifying causal influences

Unlike conditional independence, mutual information captures dependencies in a quantitative way. In this section, we show that our framework allows one to derive non-trivial bounds on the strength of causal links. We then go on to present two corollaries of this result: First, it follows that the degree of violation of an entropic inequality often carries an operational meaning. Second, under some assumptions, the finding will allow us to introduce a novel way of distinguishing dependence created through common ancestors from direct causal influence.

Various measures of causal influence have been studied in the literature. Of particular interest to us is the one recently introduced in [18]. The main idea is that the causal strength $\mathcal{C}_{X \rightarrow Y}$ between a variable X on another variable Y should measure the impact of an intervention that removes the arrow between them. Ref. [18] draws up a list of reasonable postulates that a measure of causal strength should fulfill. Of special relevance to our information-theoretic framework is the axiom stating that

$$\mathcal{C}_{X \rightarrow Y} \geq I(X : Y | \text{PA}_Y^X), \quad (14)$$

where PA_Y^X stands for the parents of variable Y other than X . We focus on this property, as the quantity $I(X : Y | \text{PA}_Y^X)$ appears naturally in our description and thus allows us to bound any measure of causal strength $\mathcal{C}_{X \rightarrow Y}$ for which (14) is valid.

To see how this works in practice, we start by augmenting the common ancestor scenario considered in the previous section. Assume that now we do allow for direct causal influence between two variables, in addition to pairwise common ancestors – c.f. Fig. 4 (c). Then (14) becomes $\mathcal{C}_{V_1 \rightarrow V_2} \geq I(V_1 : V_2 | U_{12}, U_{13})$. We thus re-run our algorithm, this time with the unobservable quantity $I(V_1 : V_2 | U_{12}, U_{13})$ included in the marginal scenario. The result is

$$I(V_1 : V_2 | U_{12}, U_{13}) \geq I(V_1 : V_2) + I(V_1 : V_3) - H(V_1), \quad (15)$$

which lower-bounds the causal strength in terms of observable entropies.

The same method yields a particularly concise and relevant result when applied to the instrumental test of Sec. IV A. The instrumental DAG may stand, for example, for a clinical study about the efficacy of some drug where Z would label the treatment assigned, X the treatment received, Y the observed response and U for any observed or unobserved factors affecting X and Y . In this case we would be interested not only in checking the compatibility with the presumed causal relations but also the direct causal influence of the drug on the expected observed response, that is, $\mathcal{C}_{X \rightarrow Y}$. After the proper marginalization we conclude that $\mathcal{C}_{X \rightarrow Y} \geq I(Y : Z)$, a strikingly simple, but non-trivial bound that can be computed from the observed quantities alone. Likewise, if one allows the instrumental DAG to have an arrow connecting Z and Y , one finds

$$\mathcal{C}_{Z \rightarrow Y} \geq I(Y : Z | X) + I(X : Z) - H(X). \quad (16)$$

The findings presented here can be re-interpreted in two ways:

First, note that the right hand side of the lower bound (15) is nothing but Ineq. (8), a constraint on distributions compatible with DAG 3 (b). Similarly, the r.h.s. of (16) is just the degree of violation of the entropic instrumental inequality (5).

We thus arrive at the conceptually important realization that the entropic conditions proposed here offer more than just binary tests. To the contrary, their degree of violation is seen to carry a quantitative meaning in terms of strengths of causal influence.

Second, one can interpret the results of this sections as providing a novel way to distinguish between DAGs (a) and (c) in Fig. 4 without experimental data. Assume that we have some information about the physical process that could facilitate direct causal influence from V_1 to V_2 in (c), and that we can use that prior information to put a quantitative upper bound on $\mathcal{C}_{V_1 \rightarrow V_2}$. Then we must reject the direct causation model (c) in favor of a common ancestor explanation (a), as soon as the observed dependencies violate the bound (15). As an illustration, the perfect correlations exhibited by the dis-

tribution (9) is incompatible with DAG (c), as long as $\mathcal{C}_{V_1 \rightarrow V_2}$ is known to be smaller than 1.

V. STATISTICAL TESTS

In this section, we briefly make the point that inequality-based criteria immediately suggest test statistics which can be used for testing hypotheses about causal structures. While a thorough treatment of statistical issues is the subject of ongoing research [3, 26], it should become plain that the framework allows to derive non-trivial tests in a simple way.

Consider an inequality $I := \sum_{S \subset [n]} c_S H(S) \leq 0$ for suitable coefficients c_S . Natural candidates for test statistics derived from it would be $T_I := \sum_S c_S \hat{H}(S)$ or $T'_I := \frac{T_I}{\sqrt{\text{var}(T_I)}}$, where $\hat{H}(S)$ is the entropy of the empirical distribution of X_S , and var is some consistent estimator of variance (e.g. a bootstrap estimator). If the inequality I is fulfilled for some DAG G , then a test with null hypothesis “data is compatible with G ” can be designed by testing $T_I \leq t$ or $T'_I \leq t$, for some critical value $t > 0$. In an asymptotic regime, there could be reasonable hope to analytically characterize the distribution of T'_I . However, in the more relevant small sample regime, one will probably have to resort to Monte Carlo simulations in order to determine t for a desired confidence level. In that case, we prefer to use T_I , by virtue of being “less non-linear” in the data.

We have performed a preliminary numerical study using the DAG given in Fig. 4 (b) together with Ineq. (8). We have simulated experiments that draw 50 samples from various distributions of three binary random variables V_1, V_2, V_3 and compute the test statistic T_I . To test at the 5%-level, we must choose t large enough such that for all distributions p compatible with 4(b), we have a type-I error rate $\Pr_p[T_I > t]$ below 5%. We have employed the following heuristics for finding t : (1) It is plausible that the highest type-I error rate occurs for distributions p that reach equality $\mathbb{E}_p[\hat{I}] = 0$; (2) This occurs only if V_1 is a deterministic function of V_2 and V_3 . From there, it follows that V_1 must be a function of one of V_2 or V_3 and we have used a Monte Carlo simulation with (V_2, V_3) uniformly random and $V_1 = V_2$ to find $t = .0578$. Numerical checks failed to identify distributions with higher type-I rate (though we have no proof). Fig. 5 illustrates the resulting test.

VI. CONCLUSIONS

Hidden variables imply nontrivial constraints on observable distributions. While we cannot give a complete characterization of these constraints, we show that a number of nontrivial constraints can be elegantly for-

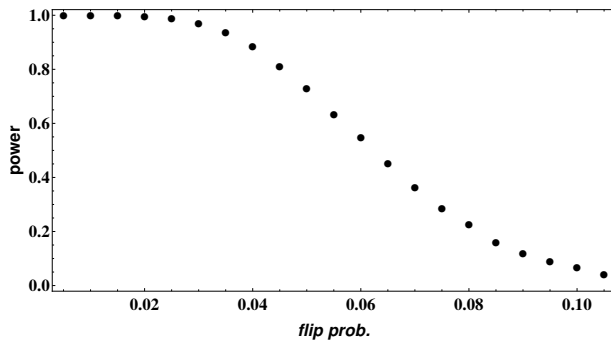


FIG. 5. Power (1 minus type-II error) of the test $T_I \geq t$ for the DAG Fig. 4(b) derived from Ineq. (8) using 50 samples. The test was run on a distribution obtained by starting with three perfectly correlated binary random variables as in (9) and then inverting each of the variables independently with a given “flip probability” (x axis). Every data point is the result of 10000 Monte Carlo simulations.

mulated in terms of entropies of subsets of variables. These constraints are linear (in)equalities, which lend themselves well to algorithmic implementation.

Remarkably, our approach only requires the polymatroidal axioms, and thus also applies to various information measures other than Shannon entropy. Some of these may well be relevant to causal inference and structure learning and may constitute an interesting topic for future research.

ACKNOWLEDGEMENTS

We acknowledge support by the Excellence Initiative of the German Federal and State Governments (Grant ZUK 43), the Research Innovation Fund from the University of Freiburg and the Brazilian research agency CNPq. DG’s research is supported by the US Army Research Office under contracts W911NF-14-1-0098 and W911NF-14-1-0133 (Quantum Characterization, Verification, and Validation).

-
- [1] R.A. Ali, T. Richardson, P. Spirtes, and J. Zhang. Orientation rules for constructing Markov equivalence classes for maximal ancestral graphs. Technical Report TR 476, University of Washington, 2005.
 - [2] C. D. Aliprantis and R. Tourky. *Cones and duality*. American Mathematical Soc., 2007.
 - [3] F. Bartolucci and A. Forcina. A likelihood ratio test for mtp2 within binary variables. *Annals of Statistics*, pages 1206–1218, 2000.
 - [4] J. S. Bell. On the Einstein–Podolsky–Rosen paradox. *Physics*, 1:195, 1964.
 - [5] B. Bonet. Instrumentality tests revisited. *UAI 2001*, pages 48–55.
 - [6] S. L. Braunstein and C. M. Caves. Information-theoretic Bell inequalities. *Phys. Rev. Lett.*, 61(6):662–665, 1988.
 - [7] R. Chaves, L. Luft, and D. Gross. Causal structures from entropic information: Geometry and novel scenarios. *New J. Phys.*, 16:043001, 2014.
 - [8] R. Chaves. Entropic inequalities as a necessary and sufficient condition to noncontextuality and locality. *Phys. Rev. A*, 87:022102, 2013.
 - [9] X. Chen, X. Kwong, and M. Li. A compression algorithm for DNA sequences and its applications in genome comparison. In *Proc. of the 4th Annual Int. Conf. on Computational Molecular Biology*, page 107, 2000.
 - [10] V. Didelez and N. Sheehan. Mendelian randomization as an instrumental variable approach to causal inference. *Stat Meth Med Res*, 16(4):309–330, 2007.
 - [11] T. Fritz. Beyond Bell’s theorem: correlation scenarios. *New J. Phys.*, 14:103001, 2012.
 - [12] T. Fritz and R. Chaves. Entropic inequalities and marginal problems. *IEEE Transact. on Inf. Theory*, 59:803, 2013.
 - [13] K. Fukumizu, A. Gretton, X. Sun, and B. Schölkopf. Kernel measures of conditional dependence. *NIPS 2008*, 21:489–496.
 - [14] D. Geiger and C. Meek. Graphical models and exponential families. *UAI 1998*, pages 156–165.
 - [15] D. Geiger and C. Meek. Quantifier elimination for statistical problems. *UAI 1999*, pages 226–235.
 - [16] A. S. Goldberger. Structural equation methods in the social sciences. *Econometrica*, 40(6):pp. 979–1001, 1972.
 - [17] S. Grumbach and F. Tahi. A new challenge for compression algorithms: genetic sequences. *Information Processing & Management*, 30(6):875–886, 1994.
 - [18] D. Janzing, D. Balduzzi, M. Grosse-Wentrup, and B. Schölkopf. Quantifying causal influences. *Annals of Statistics*, 41(5):2324–2358, 10 2013.
 - [19] D. Janzing and B. Schölkopf. Causal inference using the algorithmic markov condition. *IEEE Transactions on Information Theory*, 56(10):5168–5194, 2010.
 - [20] C. Kang and J. Tian. Inequality constraints in causal models with hidden variables. *UAI 2006*, pages 233–240.
 - [21] C. Kang and J. Tian. Polynomial constraints in causal Bayesian networks. *UAI 2007*, pages 200–208.
 - [22] J. Pearl. On the testability of causal models with latent and instrumental variables. *UAI 1995*, pages 435–443.
 - [23] J. Pearl. *Causality*. Cambridge University Press, 2009.
 - [24] J. Pearl, D. Geiger, and T. Verma. *The logic of influence diagrams*. In *Influence Diagrams, Belief Nets and Decision Analysis*. JohnWiley and Sons, Inc., NY, 1990.
 - [25] Roland R Ramsahai. Causal bounds and observable constraints for non-deterministic models. *The Journal of Machine Learning Research*, 13:829–848, 2012.
 - [26] RR Ramsahai and SL Lauritzen. Likelihood analysis of the binary instrumental variable model. *Biometrika*,

- 98(4):987–994, 2011.
- [27] T. Richardson and P. Spirtes. Ancestral graph Markov models. *Annals of Statistics*, 30(4):962–1030, 2002.
- [28] P. Spirtes, N. Glymour, and R. Scheines. *Causation, Prediction, and Search*, 2nd ed. MIT Press, 2001.
- [29] B. Steudel and N. Ay. Information-theoretic inference of common ancestors. *arXiv:1010.5720*, 2010.
- [30] B. Steudel, D. Janzing, and B. Schölkopf. Causal markov condition for submodular information measures. *COLT 2010*. pages 464–476.
- [31] J. Tian and J. Pearl. On the testable implications of causal models with hidden variables. *UAI 2002*, pages 519–527.
- [32] G. J. G. Upton. Conditional independence, the mantel-haenszel test, and the yates correction. *The American Statistician*, 54(2):112–115, 2000.
- [33] G. Ver Steeg and A. Galstyan. A sequence of relaxations constraining hidden variable models. *UAI 2011*, pages 717–727.
- [34] H. P. Williams. Fourier’s method of linear programming and its dual. *Amer. Math. Monthly*, 93(9):681–695, 1986.
- [35] R. W. Yeung. *Information theory and network coding*. Information technology–transmission, processing, and storage. Springer, 2008.
- [36] K. Zhang, P. Peters, D. Janzing, and B. Schölkopf. Kernel-based conditional independence test and application in causal discovery. *UAI 2011*, pages 804–813.

VII. SUPPLEMENTAL MATERIAL

In this supplemental material we prove, for any n and m , the validity of the inequality (10) of the main text, where n is the number of observables and m the maximal number of observables that are connected by one latent ancestors.

Our proof of **Theorem 1** (inequality (10) of the main text) for general n and m proceeds as follows. We start with Lemma 3. After some definitions we introduce Lemma 5 which leads to Corollary 6. This corollary is a statement on how to bound the sum of conditional entropies by another sum of conditional entropies, where the sets over which we condition on are rearranged. Lemma 7 determines which of these sets are empty for CM DAGs with fixed m . Finally we connect these results and prove the general inequality.

Lemma 3. *For any set of observables $S = (V_i \cup V_j \cup \dots)$ and any two (not necessarily) disjoint sets B_1, B_2 composed of independent latent ancestors, the following inequality holds*

$$H(S|B_1) + H(S|B_2) \geq H(S|B_1 \cap B_2) + H(S|B_1 \cup B_2). \quad (17)$$

Proof.

$$\begin{aligned} H(S|B_1) + H(S|B_2) &= H(SB_1) + H(SB_2) - H(B_1) - H(B_2) \\ &\geq H(S(B_1 \cap B_2)) + H(S(B_1 \cup B_2)) - H(B_1) - H(B_2). \end{aligned} \quad (18)$$

Since all latent ancestors are pairwise independent, we have $H(B_1) + H(B_2) = H(B_1 \cap B_2) + H(B_1 \cup B_2)$ and with this

$$\begin{aligned} &H(S|B_1) + H(S|B_2) \\ &\geq H(S(B_1 \cap B_2)) + H(S(B_1 \cup B_2)) - H(B_1 \cap B_2) - H(B_1 \cup B_2) \\ &= H(S|B_1 \cap B_2) + H(S|B_1 \cup B_2). \quad \square \end{aligned} \quad (19)$$

After the following definition we can introduce the next lemma.

Definition 4. *The latent ancestor connecting the observable variables V_i, V_j, V_k etc. is labeled $U_{ijk\dots}$. We define A_i to be the union of all latent ancestors that connect V_1 and V_i . For the case $n = 4, m = 3$, for example $A_2 = \{U_{123}, U_{124}\}$. For any scenario with arbitrary, fixed m and n , we define*

$$\Omega^{n'} := \bigcup_{i=2}^{n'} A_i \text{ and } s_i^{n'} := \bigcup_{\substack{j=2 \\ j \neq i}}^{n'} A_j, \quad (20)$$

where n' is any integer with $n' \leq n$. Additional indices n and m , that define the given scenario, are omitted.

More explicitly, $\Omega^{n'}$ is the union of all sets of latent ancestors up to n' ; and $s_i^{n'}$ respectively with leaving out A_i . To make the definitions clear, we give an explicit example for $n = 5, m = 3$:

$$\Omega^3 = \bigcup_{i=2}^3 A_i \quad (21)$$

$$\begin{aligned} &= A_2 \cup A_3 \\ &= (\lambda_{123} \cup U_{124} \cup U_{125}) \cup (U_{123} \cup U_{134} \cup U_{135}) \\ &= U_{123} \cup U_{124} \cup U_{125} \cup U_{134} \cup U_{135} \\ s_3^4 &= \bigcup_{\substack{j=2 \\ j \neq 3}}^4 A_j = A_2 \cup A_4 = \dots \end{aligned} \quad (22)$$

Lemma 5. *With the above definitions the following inequality holds for every k and n with $k \leq n$*

$$\begin{aligned} &H(V_1 | \bigcap_{\substack{s \subseteq [n] \setminus \{1\} \\ |s|=k-1}} [\cup_{i \in s} A_i]) + H(V_1 | \bigcap_{\substack{s \subseteq [n] \setminus \{1\} \\ |s|=k-2}} [\cup_{i \in s} A_i \cup A_{n+1}]) \\ &\geq H(V_1 | \bigcap_{\substack{s \subseteq [n+1] \setminus \{1\} \\ |s|=k-1}} [\cup_{i \in s} A_i]) + H(V_1 | \bigcap_{\substack{s \subseteq [n] \setminus \{1\} \\ |s|=k-2+1}} [\cup_{i \in s} A_i \cup A_{n+1}])). \end{aligned} \quad (23)$$

Note that this lemma is not only valid when referring to all n variables but also when replacing n by an integer $n' \leq n$.

Proof. According to Lemma (3) we have

$$\begin{aligned} H(V_1 | Z) + H(V_1 | Y) &\geq H(V_1 | Z \cup Y) + H(V_1 | Z \cap Y) \text{ with} \\ Z &= \bigcap_{\substack{s \subseteq [n] \setminus \{1\} \\ |s|=k-1}} [\cup_{i \in s} A_i] \text{ and} \\ Y &= \bigcap_{\substack{s \subseteq [n] \setminus \{1\} \\ |s|=k-2}} [\cup_{i \in s} A_i \cup A_{n+1}]. \end{aligned} \quad (24)$$

We calculate the intersection $Z \cap Y$ to be given by

$$\begin{aligned} &Z \cap Y \\ &= \left(\bigcap_{\substack{s \subseteq [n] \setminus \{1\} \\ |s|=k-1}} [\cup_{i \in s} A_i] \right) \cap \left(\bigcap_{\substack{s \subseteq [n] \setminus \{1\} \\ |s|=k-2}} [\cup_{i \in s} A_i \cup A_{n+1}] \right) \\ &= \bigcap_{\substack{s \subseteq [n+1] \setminus \{1\} \\ |s|=k-1}} [\cup_{i \in s} A_i], \end{aligned} \quad (25)$$

because both sets – Z and Y – in (26) are the intersection of unions of $k - 1$ different A_i , where the i are element of $[n + 1] \setminus \{1\}$. The difference is that Z contains only those unions where A_{n+1} does not appear, Y only those where it does. Subsumed we have the intersection of the unions of all $k - 1$ possible A_i .

The union can be written as

$$\begin{aligned}
& Z \cup Y \\
&= \left(\bigcap_{\substack{s \subseteq [n] \setminus \{1\} \\ |s|=k-1}} [\cup_{i \in s} A_i] \right) \cup \left(\bigcap_{\substack{s \subseteq [n] \setminus \{1\} \\ |s|=k-2}} [\cup_{i \in s} A_i \cup A_{n+1}] \right) \\
&= \left(\bigcap_{\substack{s \subseteq [n] \setminus \{1\} \\ |s|=k-1}} [\cup_{i \in s} A_i] \right) \cup \left(\bigcap_{\substack{s \subseteq [n] \setminus \{1\} \\ |s|=k-2}} [\cup_{i \in s} A_i] \right) \cup A_{n+1} \\
&= \left(\bigcap_{\substack{s \subseteq [n] \setminus \{1\} \\ |s|=k-1}} [\cup_{i \in s} A_i] \right) \cup A_{n+1} \\
&= \bigcap_{\substack{s \subseteq [n] \setminus \{1\} \\ |s|=k-2+1}} [\cup_{i \in s} A_i \cup A_{n+1}],
\end{aligned} \tag{26}$$

which concludes the proof. \square

Corollary 6. For every $n' \leq n$ the following inequality is valid

$$\sum_{i=2}^{n'} H(V_1 | A_i) \geq \sum_{k=2}^{n'} H(V_1 | \bigcap_{\substack{s \subseteq [n'] \setminus \{1\} \\ |s|=k-1}} [\cup_{j \in s} A_j]). \tag{27}$$

Proof. (By induction)

For $n' = 2$ we have equality. Now we have to show that

$$\sum_{i=2}^{n'+1} H(V_1 | A_i) \geq \sum_{k=2}^{n'+1} H(V_1 | \bigcap_{\substack{s \subseteq [n'+1] \setminus \{1\} \\ |s|=k-1}} [\cup_{j \in s} A_j]). \tag{28}$$

Assuming validity of Corollary 6 for n' , we get

$$\begin{aligned}
& \sum_{i=2}^{n'+1} H(V_1 | A_i) \\
& \geq \sum_{k=2}^{n'} H(V_1 | \bigcap_{\substack{s \subseteq [n'] \setminus \{1\} \\ |s|=k-1}} [\cup_{j \in s} A_j]) + H(V_1 | A_{n'+1}) \\
& = \sum_{k=2}^{n'} H(V_1 | \bigcap_{\substack{s \subseteq [n'] \setminus \{1\} \\ |s|=k-1}} [\cup_{j \in s} A_j]) + H(V_1 | \bigcap_{\substack{s \subseteq [n'] \setminus \{1\} \\ |s|=0}} [\cup_{i \in s} A_i \cup A_{n'+1}]) \\
& = \sum_{k=3}^{n'} H(V_1 | \bigcap_{\substack{s \subseteq [n'] \setminus \{1\} \\ |s|=k-1}} [\cup_{j \in s} A_j]) + H(V_1 | \bigcap_{\substack{s \subseteq [n'] \setminus \{1\} \\ |s|=1}} [\cup_{j \in s} A_j]) + H(V_1 | \bigcap_{\substack{s \subseteq [n'] \setminus \{1\} \\ |s|=0}} [\cup_{i \in s} A_i \cup A_{n'+1}])).
\end{aligned} \tag{29}$$

Now we use Lemma (5) to bound the last two terms and get

$$\begin{aligned} & \sum_{i=2}^{n'+1} H(V_1|A_i) \\ & \geq \sum_{k=3}^{n'} H(V_1| \bigcap_{\substack{s \subseteq [n'] \setminus \{1\} \\ |s|=k-1}} [\cup_{jes} A_j]) + H(V_1| \bigcap_{\substack{s \subseteq [n'+1] \setminus \{1\} \\ |s|=1}} [\cup_{ies} A_i]) + H(V_1| \bigcap_{\substack{s \subseteq [n'] \setminus \{1\} \\ |s|=1}} [\cup_{ies} A_i \cup A_{n'+1}])). \end{aligned} \quad (30)$$

We notice that the second term in RHS is the term $k = 2$ of the desired sum in (28). The $k = 3$ term of the sum can again be connected to the last term in RHS to generate the next term of the desired sum. Repeating this application of Lemma (5) we can turn every term of the sum into the desired one. \square

Now that we have shown how to rearrange a sum of conditional entropies we examine the sets over which we condition on. We show that some of them can be identified with \emptyset and some with Ω^n . It is the last small step to take, before we can introduce the inequality for general n and m .

Lemma 7. *For every n and m with $n \geq m$ and integer c with $c \leq n$, the following holds:*

$$\bigcap_{\substack{s \subseteq [n] \setminus \{1\} \\ |s|=c}} [\cup_{jes} A_j] = \begin{cases} \emptyset & \text{if } c \leq n - m \\ \Omega^n & \text{if } c > n - m \end{cases}.$$

Proof. We start with the first case. As the left-hand term is invariant under permutations of the indices $2, \dots, n$ it can either be Ω^n or \emptyset . So we only have to prove

$$\bigcap_{\substack{s \subseteq [n] \setminus \{1\} \\ |s|=c}} [\cup_{jes} A_j] \neq \Omega^n, \quad (31)$$

which is equivalent to

$$\begin{aligned} & \bigcup_{\substack{s \subseteq [n] \setminus \{1\} \\ |s|=c}} [\cup_{jes} A_j]^C \neq \emptyset \\ & \text{and } \bigcup_{\substack{s \subseteq [n] \setminus \{1\} \\ |s|=c}} [\cap_{jes} A_j^C] \neq \emptyset. \end{aligned}$$

It is sufficient to present one $s \subseteq [n] \setminus \{1\}$ with $|s| = n - m$ such that $\cap_{jes} A_j^C \neq \emptyset$.

We take $s = [n - m + 1] \setminus \{1\}$ and get

$$\bigcap_{jes} A_j^C = \bigcap_{j=2}^{n-m+1} A_j^C =: Z.$$

We highlight that A_j^C is the set of all latent ancestors that are connected to V_1 but not to V_j . So Z is the set of all latent ancestors $U_{klm\dots}$ that contain none of the indices in $[n - m + 1] \setminus \{1\}$. More precisely, it is the set that consists only of $U_{1,(n-m+2),\dots,n}$ (because these are the remaining m indices). It follows that $\cap_{jes} A_j^C = U_{1,(n-m+2),\dots,n}$ and the first part of the lemma is proven. The proof of the second part works equivalently. \square

We are now ready to prove **Theorem 1** (inequality (10)) of the main text.

Theorem 8. *For any data that can be explained by a CM DAG where every latent ancestors has at most m children, the inequality*

$$\sum_{i=2}^n I(V_1 : V_i) \leq (m - 1)H(V_1) \quad (32)$$

holds.

Proof. We start with the left-hand side, use the data processing inequality, apply Corollary (6) and Lemma (7) and bound again, to get

$$\begin{aligned}
& \sum_{i=2}^n I(V_1 : V_i) \\
& \leq \sum_{i=2}^n I(V_1 : A_i) \\
& \leq (n-1)H(V_1) - \sum_{i=2}^n H(V_1 | A_i) \\
& \leq (n-1)H(V_1) - \sum_{k=2}^n H(V_1 | \bigcap_{\substack{s \subseteq [n] \setminus \{1\} \\ |s|=k-1}} [\cup_{j \in s} A_j]) \\
& = (n-1)H(V_1) - (m-1)H(V_1 | \Omega) - (n-m)H(V_1) \\
& \leq (m-1)H(V_1).
\end{aligned} \tag{33}$$

□

The labeling of the variables is arbitrary but the inequalities are not symmetric under change of indices. Changing the observable called V_1 will lead to a different inequality. Therefore for every m we get n different inequalities.
