

A Strongly Coupled Anisotropic Fluid From Dilaton Driven Holography

Sachin Jain¹, Nilay Kundu¹, Kallol Sen², Aninda Sinha² and Sandip P. Trivedi¹

¹ *Department of Theoretical Physics, Tata Institute of Fundamental Research, Colaba, Mumbai, 400005, India*

² *Centre for High Energy Physics, Indian Institute of Science, C.V. Raman Avenue, Bangalore 560012, India.*

E-mail: sachin@theory.tifr.res.in, nilay.tifr@gmail.com,
kallol@cts.iisc.ernet.in, asinha@cts.iisc.ernet.in,
trivedi.sp@gmail.com

ABSTRACT: We consider a system consisting of 5 dimensional gravity with a negative cosmological constant coupled to a massless scalar, the dilaton. We construct a black brane solution which arises when the dilaton satisfies linearly varying boundary conditions in the asymptotically AdS_5 region. The geometry of this black brane breaks rotational symmetry while preserving translational invariance and corresponds to an anisotropic phase of the system. Close to extremality, where the anisotropy is big compared to the temperature, some components of the viscosity tensor become parametrically small compared to the entropy density. We study the quasi normal modes in considerable detail and find no instability close to extremality. We also obtain the equations for fluid mechanics for an anisotropic driven system in general, working upto first order in the derivative expansion for the stress tensor, and identify additional transport coefficients which appear in the constitutive relation. For the fluid of interest we find that the parametrically small viscosity can result in a very small force of friction, when the fluid is enclosed between appropriately oriented parallel plates moving with a relative velocity.

Contents

1. Introduction	2
2. Anisotropic solution in dilaton gravity system	7
2.1 Gravity solutions	10
3. Thermodynamics	13
3.1 Thermodynamics of anisotropic phase from boundary analysis	14
3.2 More on thermodynamics of the highly anisotropic regime: $\rho/T \gg 1$	17
3.3 Thermodynamics from gravity	19
3.3.1 Low anisotropy regime: $\rho/T \ll 1$	21
3.3.2 High anisotropy regime: $\rho/T \gg 1$	21
4. Computation of the viscosity from gravity	23
4.1 Computation of the spin 1 component of the viscosity, η_{\perp}/s	26
4.1.1 Low anisotropy regime: $\rho/T \ll 1$	27
4.1.2 High anisotropy regime: $\rho/T \gg 1$	28
4.2 Computation of the spin 2 component of the viscosity, η_{\parallel}/s	28
4.3 Comments on the spin 0 case	29
5. The spectrum of quasi normal modes	29
5.1 General strategy for finding quasi normal modes	30
5.2 Modes with $q_z \neq 0$	32
5.2.1 Spin 2	33
5.2.2 Spin 1	33
5.2.3 Spin 0	35
5.3 Modes with $q_y \neq 0$	38
5.4 Modes with general momentum turned on	42
6. Fluid mechanics in anisotropic phases	43
6.1 Anisotropic fluid mechanics: general discussion	43
6.2 The Dilaton Driven System	47
6.3 Flow between two plates	47
6.4 More On Fluid Mechanics Close to Extremality	50
7. String embeddings	51

8. Conclusions	52
A. Details of computing thermodynamic quantities using FG expansion	57
A.1 Low anisotropy regime: $\rho/T \ll 1$	57
B. Details of derivative expansion in anisotropic fluid dynamics	58
B.1 Consistent fluid configuration for the flow between two plates	63
C. Kubo analysis	64
D. More on hydrodynamic modes	66
D.1 Fluid fluctuations as a function of t, y	66
D.2 Fluid fluctuations as a function of t, z	67
E. More on quasi normal modes	69
E.1 Modes with $q_x, q_y = 0$	69
E.1.1 Spin 2	69
E.1.2 Spin 1	69
E.1.3 Spin 0	71
E.2 Modes with $q_z = 0$	72
E.2.1 Mode Z_1	73
E.2.2 Mode Z_2	74
E.2.3 Modes Z_3, Z_4	74
E.2.4 Modes Z_5, Z_6	76
E.3 Modes with both q_y and q_z turned on	77
F. Instability in AdS space	78
G. QNM analysis for $AdS_3 \times R$	82
G.1 Modes with momentum along z direction	83
G.2 η_\perp/s for $AdS_3 \times R$	86
G.3 Modes with momentum along y direction	86

1. Introduction

The AdS/CFT correspondence has opened the door for an interesting dialogue between the study of strongly coupled field theories, of interest for example in the study of

QCD and condensed matter physics, and the study of gravity. See, for example, the reviews [1, 2, 3, 4, 5] and references therein. An important area in which there has already been a fruitful exchange is the study of transport properties, and the related behavior of fluids, which arise in strongly coupled systems, see [6] for a review. Another interesting area has been the study of black holes and branes which carry hair or have reduced symmetry. The existence of such solutions, which at first sight contradict the conventional lore on no-hair theorems, was motivated by the existence of corresponding phases on the field theory side, see [7, 8, 9, 10], for example.

Among solutions with reduced symmetry which have been found are black branes which describe homogeneous but anisotropic phases, i.e. phases which leave translational invariance, at least in some generalized sense, intact, but which break rotational symmetry. An example of such a phase on the field theory side is a spin density wave phase, well known in condensed matter physics. Such black brane solutions were systematically studied in [11, 12, 13] and it was shown that they can be classified using the Bianchi classification developed earlier for understanding homogeneous cosmologies. A natural follow up question is about the transport properties in such anisotropic phases. One would like to know whether these transport properties reveal some interesting and qualitatively new types of behavior when compared to weakly coupled theories or strongly coupled isotropic situations which have already been studied via gravity.

In this paper we turn to examining this question in one of the simplest examples of an homogeneous but anisotropic phase. This phase is obtained by considering a five dimensional system consisting of gravity coupled to a massless scalar, the dilaton, in the presence of a negative cosmological constant. The anisotropic phase arises when the dilaton is subjected to a linearly varying boundary condition along a spatial direction in the asymptotically AdS_5 region. More precisely, a non-normalisable mode for the dilaton is turned on in the asymptotically AdS_5 region which is linearly varying along one of the boundary spatial directions. The spatial direction along which the dilaton varies breaks isotropy. The resulting solution is characterized by two parameters, ρ , which is proportional to the dilaton gradient and is a measure of the breaking of isotropy, and T , the temperature. By taking the dimensionless ratio ρ/T to be large or small we can consider the highly anisotropic case or the mildly anisotropic one respectively.

Next, we analyze the transport properties of this system, and studying its stability by both examining the thermodynamics and the spectrum of quasi normal modes in some detail. We also set up the fluid mechanics which arises in anisotropic phases in some generality and apply these general considerations to study the system at hand.

When the anisotropy is small its effects can be incorporated systematically, starting with the well known rotationally invariant black brane in AdS_5 , in a perturbative expansion in ρ/T . The resulting changes in thermodynamics and transport properties

are small, as expected. It is the region where the anisotropy is big, with $\rho/T \gg 1$, that is truly interesting, and where qualitatively new phenomenon or behavior could arise. It is this region of parameter space that we mostly explore in this paper.

Before proceeding it is worth mentioning that the linearly varying dilaton actually breaks translational invariance along with rotational invariance. Thus, it would seem that this system is quite different from the ones mentioned above which describe homogeneous but anisotropic phases. In fact the similarity is closer than one might expect because for the more standard situation, where the dilaton takes a constant asymptotic value, it is well known that the thermodynamics of the dual CFT is independent of this asymptotic value, in the gravity approximation. As a result, any corrections to the thermodynamics must be proportional to the gradient of the dilaton. Since this is a constant for a linearly varying dilaton, the resulting thermodynamics behaves like that of a translationally invariant, but anisotropic system.

We find that when $T = 0$, with fixed ρ , the resulting extremal black brane flows to an $AdS_4 \times R$ attractor geometry in the near horizon region. This shows that in the dual field theory the anisotropy is in fact a relevant perturbation and the theory flows to a new fixed point characterized by the symmetries of a $2 + 1$ dimensional CFT, unlike the theory in the UV which is a CFT in $3 + 1$ dimensions. Starting from this extremal geometry we then study the effects of turning on a small temperature, so that ρ/T continues to be large but not infinite. The essential features of the thermodynamics can be understood analytically from the near-horizon region. We find that the system is thermodynamically stable, with a positive specific heat.

We then turn to analyzing the viscosity of the system in more detail. In a rotationally invariant theory there are two independent components of the viscosity, the shear and bulk viscosity. In the conformally invariant case the bulk viscosity vanishes. Once rotational invariance is broken the viscosity has many more independent components and should be thought of most generally as a fourth rank tensor, with appropriate symmetry properties. In our case, for a dilaton gradient along the z direction, rotational invariance in the $x - y$ plane is preserved and can be used to classify the various components. We find that viscosity, η_{\parallel} , which corresponds to the spin two component of the metric perturbations continues to saturate the famous Kovtun-Son-Starinets (KSS) bound, see [14], [15], with

$$\frac{\eta_{\parallel}}{s} = \frac{1}{4\pi}, \quad (1.1)$$

where s is the entropy density. But the viscosity, η_{\perp} , which corresponds to the spin one component can become much smaller, violating this bound. In fact, close to extremality

it goes like,

$$\frac{\eta_{\perp}}{s} = \frac{8\pi T^2}{3\rho^2}. \quad (1.2)$$

so that the ratio η_{\perp}/s vanishes as $T \rightarrow 0$ for fixed ρ .

In section 5 we study the quasi normal modes of the system in considerable detail, see [16] for a general discussion. Our emphasis is on the regime close to extremality where, as mentioned above, components of the viscosity can become very small. In the rotationally invariant case, the KSS bound can be violated, see [17], [18], [19], [20], but attempts to make η/s very small often lead to pathologies, like causality violation in the boundary theory, see [21], [22]. Here, in the anisotropic case, we find no signs of instability, close to extremality, for the quasi normal modes we study. All the frequencies of these modes we find lie safely in the lower complex plane. While we do not study all the quasi normal modes, we view the absence of any instability in the fairly large class we have studied as an encouraging sign of stability for the system.

In section 6 we turn to a more detailed analysis of the fluid mechanics. We first describe in fairly general terms how to set up the fluid mechanics, at least to first order in the derivative expansion for the stress tensor, for anisotropic phases. The breaking of rotational invariance is characterized by a four vector, ξ_{μ} , proportional to the dilaton gradient which enters in the fluid mechanics. As a result the number of allowed terms in the constitutive relation for the stress tensor proliferate. An added complication is that the system we are considering actually breaks translational invariance. While the equilibrium thermodynamics still continues to be translationally invariant, as was mentioned above, the breaking of translational invariance does need to be accounted for in out of equilibrium situations pertaining to fluid mechanics. We describe how to do so in a systematic manner in the derivative expansion as well. Towards the end of this section we consider a simple example of a flow between two plates with a relative velocity between them. This is a canonical situation where the shear viscosity results in a friction force being exerted by the fluid on the plates. Due to the breaking of rotational invariance we find that the friction force is different depending on how the plates are oriented. For a suitably chosen orientation it turns out to be proportion to η_{\perp} , eq.(6.18), and can become very small close to extremality, as $T \rightarrow 0$.

In section 7 we discuss string embeddings of our system. The simplest embedding is the celebrated example of IIB string theory on $AdS_5 \times S^5$. However, we find that in this example there is an instability for the extremal and near-extremal brane which arises from a KK mode on S^5 . This mode saturates the BF bound in AdS_5 but lies below the BF bound for the AdS_4 geometry which arises in the near horizon limit of the near-extremal black brane.

Let us make some comments before concluding this introduction. First, it is worth pointing out that the equations which govern the fluid mechanics of an isotropic phase are always rotationally invariant since these equations inherit the symmetries of the underlying equilibrium configuration. The solutions of these equations in contrast of course need not be, and are often not, rotationally invariant. The rotational symmetry can be broken, for example, by initial conditions. This is what happens for example in relativistic heavy ion collision experiments. Rotational invariance is not broken in equilibrium by heating up QCD to temperatures attained at heavy ion colliders. However the initial conditions for the collisions are anisotropic resulting in anisotropic fluid flows. In contrast, the system we are studying has no rotational invariance in equilibrium, and the resulting equations of fluid mechanics themselves break rotational invariance regardless of initial or boundary conditions.

Second, some references which directly bear on the study being discussed here should be especially mentioned. The behavior of the gravity-dilaton system, subjected to a general slowly varying dilaton, was studied in [23]. Our results in this paper extend this analysis to the rapidly varying case, after restricting to the linearly varying profile. In fact the more exotic phenomenon arise in the rapidly varying limit as mentioned above. Anisotropic phases along with their viscosity was discussed in [24], [25], [26], [27], [28], [29], [30], [31], [32], [33], [34], [35]. It was found that the shear viscosity can acquire components in some cases which violate the KSS bound [30], [31], [32], [33], [35]. In particular, in [25] [30] and [31], a system quite similar to the one studied here was analyzed in some depth. These authors considered the gravity system coupled to an axion-dilaton which is subjected to a linearly varying axion instead of dilaton. The related paper by [32] found that some components of the viscosity tensor can become very small violating the KSS bound eq.(1.1). The main virtue of the dilaton system we have studied is that it is somewhat simpler and this allows the study of issues related to stability to be carried out in more detail. In the paper [33] the $F1 - NS5$ system, which is supersymmetric and thus stable, was studied and the ratio of viscosity to entropy density, for a component of viscosity, was found to go like T^2 , as in our case. Gravitational systems where the phase of a complex scalar is linearly varying have been studied in [36]. The near horizon extremal $AdS_4 \times R$ solution we obtain, with a linearly varying dilaton, was found earlier in section 6 of [37], see also [38].

Let us end by mentioning that besides the contents of various sections summarized above, additional important details can also be found in appendices A - E. In particular appendix B contains details on how to set up the fluid mechanics in anisotropic situations, and appendix C and D discuss, from a fluid mechanics perspective, the response after coupling to a metric and the linearized fluctuations about equilibrium. These allow us to relate the transport coefficients which appear in fluid mechanics to results

from the gravity side. Appendix A and E contain more details of the calculations of the stress energy tensor and quasi normal modes in the gravity theory and appendix F contains a discussion of instabilities in AdS space. Appendix F analyses instabilities in AdS_4 and shows that they are relatively insensitive to the UV completion of the geometry and continue to persist independent of the details of this completion. This is due to the infinite throat of the AdS_4 ; the argument is also valid for other AdS_{d+1} spaces and should be generalizable for other attractor geometries as well. Finally Appendix G contains an analysis of a similar theory in one lower dimension. In this case the spacetime is asymptotically AdS_4 , and the near horizon extremal geometry due to the linearly varying dilaton is $AdS_3 \times R$. One finds that a component of the viscosity, compared to the entropy density, again becomes small. One advantage in this case is that some of the analysis of the quasi normal modes can be carried out analytically.

2. Anisotropic solution in dilaton gravity system

We consider a system consisting of gravity, a massless scalar field, ϕ , which we call the dilaton, and cosmological constant, Λ , in 5 space time dimensions with action,

$$S_{bulk} = \frac{1}{2\kappa^2} \int d^5x \sqrt{-g} \left(R + 12\Lambda - \frac{1}{2}(\partial\phi)^2 \right). \quad (2.1)$$

Here $2\kappa^2 = 16\pi G$ is the gravitational coupling with G being Newton's Constant in 5-dimension. This system is well know to have an AdS_5 solution with metric

$$ds^2 = L^2 \left[-u^2 dt^2 + \frac{du^2}{u^2} + u^2(dx^2 + dy^2 + dz^2) \right] \quad (2.2)$$

and with a constant dilaton. L^2 , the radius of AdS space, is related to Λ by

$$\Lambda = \frac{1}{L^2}. \quad (2.3)$$

We will also use the constant N_c defined by

$$\frac{L^3}{G} = \frac{2N_c^2}{\pi}. \quad (2.4)$$

In the discussion which follows we use units where

$$\Lambda = 1, \quad (2.5)$$

so that from eq.(2.3)

$$L = 1. \tag{2.6}$$

The system above is well known to arise as a consistent truncation of the bulk system in many cases, e.g., $AdS_5 \times S^5$ solution of IIB supergravity, and more generally several $AdS_5 \times M_5$ solutions where M_5 is an Einstein Manifold. In the dual field theory, the dilaton is dual to a dimension 4 scalar operator, e.g., in the $AdS_5 \times S^5$ case dual to the $\mathcal{N} = 4$ SYM theory it is dual to the gauge coupling.

We will be interested in solutions which break the rotational invariance in the three spatial directions. This breaking of rotational invariance will be obtained by turning on the dilaton. We will show below that a set of black brane solutions can be obtained in which the dilaton varies linearly along one of the spatial directions, say z , and takes the form:

$$\phi = \rho z. \tag{2.7}$$

Note that this will be the form of the dilaton in the bulk, in the solutions we consider ¹. In particular the dilaton will be independent of the radial direction u . The parameter ρ will be an additional scale which will characterizes the breaking of rotational invariance.

The resulting metric which arises after incorporating the back reaction due to the dilaton will preserve rotational invariance in the x, y directions. In addition, since the dilaton stress energy only depends on gradients of the dilaton, it will be translationally invariant in t, x, y, z . In this way by turning on a simple linear dilaton profile we will find a class of black brane solutions which correspond to homogeneous but anisotropic phases of the dual field theory.

The metric which arises after incorporating the dilaton back reaction can be written in the form,

$$ds^2 = -A(u)dt^2 + \frac{du^2}{A(u)} + \beta B(u)(dx^2 + dy^2) + C(u)dz^2. \tag{2.8}$$

The coefficient β on the RHS above can be clearly set to unity by rescaling x, y , but we will keep it explicitly in the metric, since this will prove convenient in some of the following analysis.

The trace reversed Einstein equations and the equation of motion for the dilaton

¹In a string embedding, e.g., IIB theory on $AdS_5 \times S^5$, as discussed towards the end of this paper, the gravity approximation can break down at large $|z|$ when the dilaton gets very large or small. We have in mind placing the system in a box of size L_B along the z direction to exclude this large $|z|$ region. Mostly our interest is in near-extremal situations and our conclusions will follow by taking $1/T < L_B < 1/\rho$.

are given by

$$R_{\mu\nu} + 4\Lambda g_{\mu\nu} - \frac{1}{2}\partial_\mu\phi\partial_\nu\phi = 0$$

$$\nabla^2\phi = 0. \quad (2.9)$$

In terms of the metric coefficients, the uu , tt , xx , zz components of the trace reversed Einstein equations can be written explicitly as

$$\begin{aligned} \frac{4\Lambda}{A} - \frac{A'B'}{2AB} + \frac{B'^2}{2B^2} - \frac{A'C'}{4AC} + \frac{C'^2}{4C^2} - \frac{A''}{2A} - \frac{B''}{2B} - \frac{C''}{2C} &= 0, \\ -4\Lambda A + \frac{AA'B'}{2B} + \frac{AA'C'}{4C} + \frac{1}{2}AA'' &= 0, \\ 4\Lambda B - \frac{1}{2}A'B' - \frac{AB'C'}{4C} - \frac{1}{2}AB'' &= 0, \\ -\frac{\rho^2}{2} + 4\Lambda C - \frac{1}{2}A'C' - \frac{AB'C'}{2B} + \frac{AC'^2}{4C} - \frac{1}{2}AC'' &= 0. \end{aligned} \quad (2.10)$$

It is easy to see that the linearly varying ansatz, eq.(2.7), for the dilaton satisfies its equation of motion. Moreover, while the dilaton does not become constant asymptotically, as $u \rightarrow \infty$, its back reaction on the metric can easily be seen to be sub dominant compared to Λ in this region. Thus the metric becomes that of AdS_5 , eq.(2.2), as $u \rightarrow \infty$. In particular, we will assume that no non-normalizable deformation for the metric is turned on so that we are considering the dual field theory in flat space. We also see that the non-normalizable mode is turned on for the dilaton, this means that the dual field theory is subjected to a varying source term, e.g. for the $\mathcal{N} = 4$ case a linearly varying gauge coupling. The varying source term breaks rotational invariance and gives rise to the anisotropic phases which we study².

We will choose β so that the asymptotic form for the metric is AdS_5 , eq.(2.2), in effect setting the speed of light *i.e.* $c = 1$ at the boundary³. With these normalizations the thermodynamics can be easily computed. First, we note that the Euclidean

²It is worth noting that the source terms in the boundary by themselves do not preserve even translational invariance. However the response of the metric in the bulk only cares about gradients of the dilaton and thus is translationally invariant. In the boundary theory this implies that the resulting expectation values of the stress tensor or the operator dual to the dilaton are also translationally invariant. This happens from the field theory point of view because the expectation value of energy density, entropy etc in the CFT is independent of the value of the gauge coupling, g_{YM} , for any constant value of g_{YM} in the gravity approximation. Therefore any deviations from these results must be proportional to the gradient of the gauge coupling which preserves translational invariance.

³In general the asymptotic behavior of $g_{zz} \rightarrow \gamma u^2$, and the additional constant γ would also then have to be taken into account in the determining the thermodynamics. In the analysis below we will see how this constant can be set equal to unity.

continuation of the above metric in the t, u plane takes the form

$$ds_E^2 \approx A'(u_H)(u - u_H)dt^2 + \frac{du^2}{A'(u_H)(u - u_H)}, \quad (2.11)$$

The requirement of regularity of the metric at the horizon then implies that the inverse of the period of the Euclidean time is identified with the temperature

$$T = \frac{1}{\delta t_E} = \frac{A'(u_H)}{4\pi}, \quad (2.12)$$

The entropy can be calculated as follows. The area element on a $t = \text{const.}$, $u = u_H$, is given by

$$dA_H = \beta B(u_H) \sqrt{C(u_H)} dx dy dz. \quad (2.13)$$

The entropy is given by

$$S = \frac{A_H}{4G} \quad (2.14)$$

so that the entropy density per unit volume in the xyz -direction is

$$s = \frac{N_c^2}{2\pi} \beta B(u_H) \sqrt{C(u_H)}. \quad (2.15)$$

2.1 Gravity solutions

We will be interested in black brane solutions at finite temperature T , with a dilaton of the form in ⁴ eq.(2.7). These solutions have two mass scales, T and ρ . High values of ρ/T will be highly anisotropic, while low values of ρ/T will be nearly isotropic solutions.

The solution in the regime where $\rho/T \ll 1$ can be constructed by starting with the black brane in AdS_5 and incorporating the effects of the varying dilaton perturbatively in ρ/T . Upto second order in ρ/T one gets

$$\begin{aligned} A(u) &= u^2 - \frac{u_H^4}{u^2} + \rho^2 a_1(u), \\ B(u) &= u^2 + \rho^2 b_1(u), \\ C(u) &= u^2 + \rho^2 c_1(u), \end{aligned} \quad (2.16)$$

⁴The work in this section was jointly done with Prithvi Narayan.

where the coefficient functions are given by

$$\begin{aligned}
a_1(u) &= \frac{1}{12} \left(\frac{u_H^2}{u^2} - 1 \right), \\
b_1(u) &= -\frac{u^2}{24u_H^2} \log \left[1 - \frac{u_H^4}{u^4} \right] - \frac{u^2}{u_H^2} \log \left[\frac{u^2 + u_H^2}{u^2 - u_H^2} \right], \\
c_1(u) &= \frac{u^2}{12u_H^2} \log \left[1 - \frac{u_H^4}{u^4} \right] + 2 \frac{u^2}{u_H^2} \log \left[\frac{u^2 + u_H^2}{u^2 - u_H^2} \right].
\end{aligned} \tag{2.17}$$

This second order solution is a special case of the general discussion in [23]. We have also obtained the solution upto fourth order, the resulting expressions are quite complicated and can be found in [39].

The solution in the highly anisotropic region, where $\rho/T \rightarrow \infty$ is more interesting. It is useful to first consider the extremal case where $T = 0$ with $\rho \neq 0$. In this case the full black brane solution is hard to find analytically but a simple calculation shows that the near horizon region is of the form $AdS_4 \times R$, with metric components,

$$A(u) = \frac{4}{3}u^2, \quad B(u) = u^2, \quad C(u) = \frac{\rho^2}{8}, \tag{2.18}$$

Note that we have retained β as in eq.(2.8), as a free parameter in the solution. In fact, as often happens with attractor geometries, eq.(2.18) is an exact solution of the equations of motion, with the dilaton given by eq.(2.7).

This attractor geometry will play an important role in the subsequent discussion. It is worth emphasizing that the linear variation of the dilaton gives rise to extra components in the stress tensor which prevent the z direction from shrinking, resulting in the $AdS_4 \times R$ geometry. Also we note from eq.(2.18) that the AdS_4 geometry has a radius smaller than that of the asymptotic AdS_5 ,

$$L_4^2 = 3/4 L^2. \tag{2.19}$$

Starting with the near horizon geometry in eq.(2.18) we can show that by adding a suitable perturbation which grows in the UV the solution matches asymptotically to the AdS_5 metric, eq.(2.2), for a suitable choice of β . The form of this perturbation is

$$\begin{aligned}
A(u) &= \frac{4}{3}u^2 (1 + \delta A(u)), \\
B(u) &= \beta u^2 (1 + \delta A(u)), \\
C(u) &= \frac{\rho^2}{8} (1 + \delta C(u)),
\end{aligned} \tag{2.20}$$

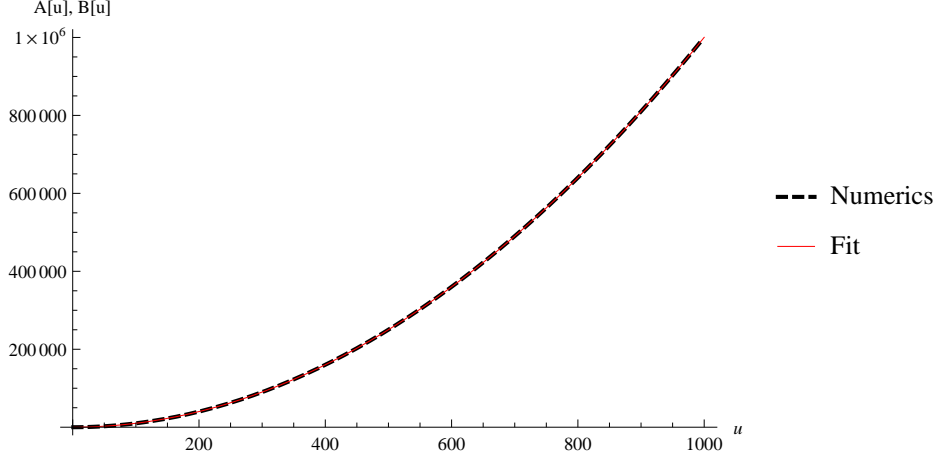


Figure 1: Numerical interpolation of near horizon $AdS_4 \times R$ to asymptotic AdS_5 , for the metric coefficients $A(u)$, $B(u)$ with $\rho = 1$ and $c_1 = 2$.

with

$$\begin{aligned} \delta A(u) &= a_1 u^\nu, & \delta C(u) &= c_1 u^\nu, \\ a_1 &= \frac{1}{16} \left(-7 + \sqrt{33} \right) c_1, & \nu &= \frac{1}{2} \left(-3 + \sqrt{33} \right). \end{aligned} \quad (2.21)$$

The analysis showing that after turning on this perturbation one matches with AdS_5 at large u was carried out using mathematica. The resulting value of β is

$$\beta = \frac{4}{3}. \quad (2.22)$$

By adjusting the coefficient c_1 one can ensure that the asymptotic behavior of $C(u)$ in the metric eq.(2.18), eq.(2.8) agrees with eq.(2.2).

A plot showing the resulting metric components as a function of u is given in Fig. 1 and Fig. 2. These plots were obtained by numerical interpolation for the case $\rho = 1$ and $c_1 = 2$. Asymptotically, as $u \rightarrow \infty$, one finds that $A(u), B(u) \rightarrow u^2$, while $C(u) = \gamma u^2$, with $\gamma \neq 1$.

Now that we have understood the extremal solution, one can also turn on a small temperature, while still keeping $\rho/T \gg 1$. In the near-horizon $AdS_4 \times R$ region the metric components for the near extremal solution are given by

$$A(u) = \frac{4}{3} \left(u^2 - \frac{u_H^3}{u} \right), \quad B(u) = u^2, \quad C(u) = \frac{\rho^2}{8}. \quad (2.23)$$

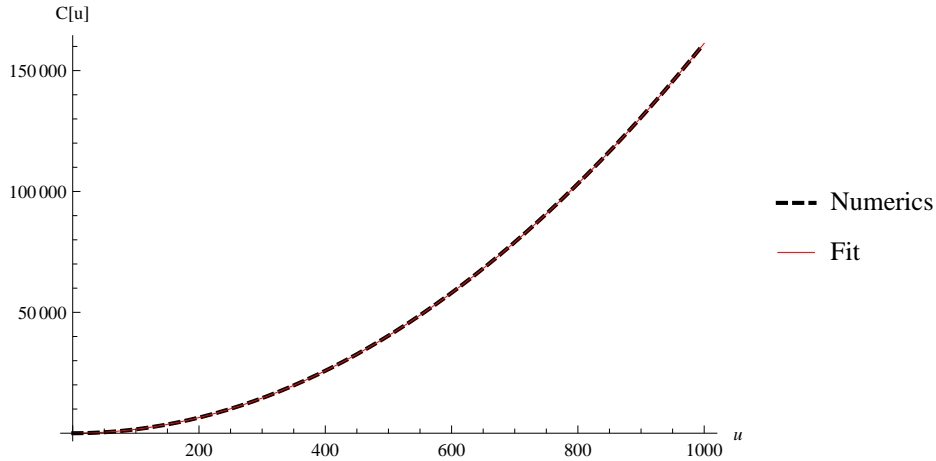


Figure 2: Numerical interpolation of near horizon $AdS_4 \times R$ to asymptotic AdS_5 , for the metric coefficient $C(u)$ with $\rho = 1$ and $c_1 = 2$.

The horizon radius u_H is related to the temperature by

$$T = \frac{u_H}{\pi}. \quad (2.24)$$

Note that the effects of the temperature die out at large u , thus the perturbation eq.(2.20), eq.(2.21), when added to this solution will flow at large u to AdS_5 space, for small enough values of u_H . Using the definition in eq.(2.15), the entropy density for the solution in eq.(2.23) can be obtained as

$$s = \frac{N_c^2 \pi}{3\sqrt{2}} \rho T^2, \quad (2.25)$$

where we used the numerical value of the coefficient β from eq.(2.22). It is fixed by requiring that the metric becomes AdS_5 of form eq.(2.2). To leading order in T the resulting value of β is the same as in the extremal case.

3. Thermodynamics

The aim of this section is to discuss the thermodynamics of the anisotropic solutions presented in the previous section from both field theory and gravity point of view. First we shall discuss basic facts in general about thermodynamics for the situation when we have anisotropy in one of the spatial directions from purely field theory point of view. Then we shall consider the gravity solutions explicitly and check that the

thermodynamics obtained from the study of dual gravity background is consistent with that obtained from the field theory analysis.

3.1 Thermodynamics of anisotropic phase from boundary analysis

We consider a relativistically invariant quantum field theory at temperature T . Its partition function is given by

$$Z[\phi, g_{\mu\nu}] = \int \mathcal{D}\Psi e^{-S[\phi, g_{\mu\nu}]}. \quad (3.1)$$

Here Ψ stand for the fields in the theory over which one must integrate. S is the action which depends on the fields, Ψ , and also on the background metric $g_{\mu\nu}$ and the dilaton ϕ .

The metric has Euclidean signature and is of the form

$$\begin{aligned} ds^2 &= g_{\mu\nu} dx^\mu dx^\nu \\ &= e^{2\sigma(\vec{x})} (dt + a_i(\vec{x}) dx^i)^2 + \tilde{g}_{ij}(\vec{x}) dx^i dx^j, \end{aligned} \quad (3.2)$$

where $i = 1, 2, 3$, and where time t has periodicity,

$$t_E : [0, \beta], \quad \text{with} \quad \beta = \frac{1}{T}. \quad (3.3)$$

The resulting partition function is a functional of $\phi, g_{\mu\nu}$. With the system of interest here in mind we would like to consider cases where the dilaton is linearly varying with the profile eq.(2.7). The system is therefore characterized by two energy scales, T, ρ . We will take the metric to be varying slowly compared to both T, ρ .

For the systems we are studying this boundary partition function can be obtained by evaluating the dual path integral in the bulk. As was discussed above in the bulk it is clear that the dependence on ϕ can only arise through gradients of the dilaton. For the dilaton profile under consideration, eq.(2.7) this means the partition function would depend on

$$\chi = \xi^2 \equiv \xi_\mu \xi^\mu, \quad (3.4)$$

where

$$\xi_\mu = \partial_\mu \phi. \quad (3.5)$$

When the metric is varying slowly we can express the dependence of $\log(Z)$ on the metric, $g_{\mu\nu}$, in terms of a derivative expansion. It will be enough for our case to set

$a_i = 0$ in the metric in eq.(3.2). This gives⁵,

$$\begin{aligned} W = \log Z &= \int d^3x \sqrt{\tilde{g}} \frac{1}{\hat{T}} P(\hat{T}, \chi) + \dots, \\ \sqrt{\tilde{g}} &= \text{Det}[\tilde{g}_{ij}], \quad \hat{T} = T e^{-\sigma} + \dots, \end{aligned} \quad (3.6)$$

where the terms in the ellipses stand for terms with one or more derivatives of the metric. It will be enough for our purposes to consider the leading term on the RHS above.

In the flat space limit, the stress tensor is defined in terms of the variation of $\log Z$ with respect to the metric $g_{\mu\nu}$

$$\langle T^{\mu\nu} \rangle = - \frac{2}{\sqrt{g}} \frac{\delta W}{\delta g_{\mu\nu}} \Big|_{g_{\mu\nu} = \delta_{\mu\nu}}, \quad (3.7)$$

where $\sqrt{g} = \text{Det}[g_{\mu\nu}]$. With the metric in eq.(3.2) and $a_i = 0$ we get

$$T^{\mu\nu} = \frac{2\hat{T}}{\sqrt{\tilde{g}}} \frac{\delta \log Z}{\delta g_{\mu\nu}} \Big|_{\sigma=0, \tilde{g}_{ij}=\delta_{ij}}. \quad (3.8)$$

The $\mu = 0, \nu = 0$ component of the stress tensor can be obtained from eq.(3.8) as,

$$T_{00} = e^{2\sigma} \left[-P + \hat{T} \frac{\partial P}{\partial \hat{T}} \right] \Big|_{\sigma=1} = -P + T \frac{\partial P}{\partial T}. \quad (3.9)$$

With the following definitions of the energy density

$$T_{00} = \epsilon \quad (3.10)$$

and the entropy density

$$s = \frac{\partial P}{\partial T} \Big|_{\chi}, \quad (3.11)$$

one readily obtains the thermodynamic relation,

$$\epsilon + P = sT. \quad (3.12)$$

⁵Note that the dependence of partition function on χ and the subsequent discussions are similar in structure to the superfluid case studied in [40].

Next, we consider the $\mu = i, \nu = j$ component of the stress tensor

$$T^{ij} = \frac{-2\hat{T}}{\sqrt{\hat{g}}} g^{ik} g^{jl} \frac{\delta \log Z}{\delta g^{kl}} = -2g^{ik} g^{jl} \left[-\frac{1}{2} g_{kl} P + \frac{\partial P}{\partial \chi} \frac{\partial \chi}{\partial g^{kl}} \right] = P g^{ij} + f \xi^i \xi^j, \quad (3.13)$$

where we have defined

$$f = -2 \frac{\partial P}{\partial \chi} \Big|_T. \quad (3.14)$$

Using the definitions of entropy density in eq.(3.11) and of the function f from eq.(3.14) one obtains the relation

$$dP = s dT - \frac{1}{2} f d\chi. \quad (3.15)$$

From eq.(3.13) we obtain

$$\begin{aligned} T^{xx} &= T^{yy} = P, \\ T^{zz} &= P_z = P + f(\xi^z)^2. \end{aligned} \quad (3.16)$$

The last equation in eq.(3.16) implies

$$P_z = P - 2 \frac{\partial P}{\partial \chi} (\xi^z)^2. \quad (3.17)$$

Defining the extensive quantities *i.e.* total energy $E = \epsilon V$ and total entropy $S = s V$ in terms of the energy density, entropy density and the volume V , one can further obtain a thermodynamic relation from eq.(3.12), and eq.(3.15),

$$dE + P dV + \frac{1}{2} f V d\chi = T dS. \quad (3.18)$$

This is the first law of thermodynamics but now also including a term which arises due to the presence of the dilaton gradient.

A few comments are now in order. First, we note from eq.(3.18) and eq.(3.16) that the pressure P which is conjugate to the volume V is $\{\mu = x, \nu = x\}$ or $\{\mu = y, \nu = y\}$ component of the stress tensor $T^{\mu\nu}$. Second, a useful analogy to keep in mind for comparison is that of a system in a magnetic field, H . For such a system the first law takes the form,

$$dE + P dV + M dH = T dS, \quad (3.19)$$

with M being the magnetization of the system. By comparing we see that χ , which is determined by the external dilaton's gradient, plays the role of the external magnetic field and $\frac{1}{2} f V$ the role of M .

The various components of the stress tensor in eq.(3.9), eq.(3.13) can be combined in the following simple form

$$T^{\mu\nu} = (\epsilon + P)\hat{u}^\mu\hat{u}^\nu + Pg^{\mu\nu} + f\xi^\mu\xi^\nu, \quad (3.20)$$

where \hat{u}^μ the velocity four-vector is given by

$$\hat{u}^\mu = (1, 0, 0, 0). \quad (3.21)$$

With this general analysis of the thermodynamics in hand we are now ready to turn to the system at hand. We will consider first the low anisotropy region and then the high anisotropy region below.

3.2 More on thermodynamics of the highly anisotropic regime: $\rho/T \gg 1$

We are now ready to consider some aspects of the highly anisotropic regime.

We begin with the $T \rightarrow 0$ extremal limit, where, $\rho/T \rightarrow \infty$. In this limit the thermodynamic identity eq.(3.12) becomes

$$\epsilon_0 + P_0 = 0. \quad (3.22)$$

where the subscript 0 indicates the $T = 0$ values. Notice that it follows from eq.(3.22) that if the energy density $\epsilon_0 > 0$ the pressure $P_0 < 0$. We will comment on this feature further below. Finally, since the near horizon geometry is $AdS_4 \times R$ the entropy vanishes in the extremal case.

Close to extremality, for $\frac{T}{\rho} \ll 1$, the entropy density no longer vanishes. To leading order we see that

$$s = c_1 \rho T^2, \quad (3.23)$$

where $c_1 > 0$. We can express the other thermodynamic variables as corrections about the extremal values,

$$\epsilon = \epsilon_0 + \delta\epsilon, \quad P = P_0 + \delta P, \quad f = f_0 + \delta f. \quad (3.24)$$

Using the identity eq.(3.11) one obtains

$$\delta P = \frac{c_1}{3} \rho T^3. \quad (3.25)$$

Further using the relation eq.(3.12) along with eq.(3.22) one obtains,

$$\delta\epsilon = \frac{2c_1}{3}\rho T^3. \quad (3.26)$$

Next, can also use the relation eq.(3.14) and eq.(3.25) to get

$$\delta f = -\frac{1}{\rho^2}\delta P. \quad (3.27)$$

This in turn gives from eq.(3.16) that

$$\delta P_z = 0. \quad (3.28)$$

Let us end this subsection with two comments. First, we will see from the gravity analysis that the trace anomaly in this system takes the form

$$T_\mu^\mu = \frac{N_c^2 \rho^4}{192\pi^2}. \quad (3.29)$$

In particular the RHS above is independent of T . This means that the corrections to the energy and pressures must satisfy the relation

$$Tr[\delta T_{\mu\nu}] = \delta T_\mu^\mu = -\delta\epsilon + 2\delta P + \delta P_z = 0. \quad (3.30)$$

We see from the expressions obtained above that this relation is indeed met. We have also seen that δP_z vanishes at small temperature. This can be understood in terms of the $AdS_4 \times R$ solution which describes the near horizon geometry. The $AdS_4 \times R$ solution should be dual to a CFT which is Lorentz invariant in $2 + 1$ dim. Small temperature or energy excitations should be states in this CFT. The trace anomaly in this CFT takes the form

$$-\delta\epsilon_0 + \delta P_x + \delta P_y = 0. \quad (3.31)$$

On the other hand the full asymptotically AdS_5 solution is dual to a Lorentz invariant $3 + 1$ dimensional theory (with a source turned on) with the trace anomaly eq.(3.29). This implies that eq.(3.30) must also be valid. Both these constraints then necessarily lead to vanishing of δP_z .

Second, we had mentioned above that the pressure at extremality P_0 can be negative. This might lead to the worry that the system is unstable. However, we see that the small temperature excitations above extremality have positive δP , and also δP_z is not negative. The stress energy of small excitations there does not show any instability.

In addition we see from eq.(3.23) that the entropy density and therefore specific heat is positive, which shows that the system is also thermodynamically stable. An instability would be present if the compressibility, $\frac{\partial P}{\partial V} > 0$. But this is not true for our system. In fact a negative pressure at extremality is akin to what happens in a system with a positive cosmological constant and does not by itself signal an instability. Let us also mention that the parameter ρ determines the magnitude of the external forcing function provided by the dilaton, it is the analogue of an external magnetic field H . Thermodynamic stability does not require $\frac{\partial^2 F}{\partial \rho^2}$ to necessarily have a definite sign, where F denotes the Free energy. This is analogous to what happens in an external magnetic field. The susceptibility of a system coupled to a magnetic field can be positive or negative depending on whether the system is para or diamagnetic and stable systems of both kinds can arise.

3.3 Thermodynamics from gravity

To study the thermodynamics from gravity we need the near boundary behavior of the metric and the dilaton. From this behavior one can extract the stress energy tensor $\langle T^{\mu\nu} \rangle$ after suitably subtracting divergences using the procedure of holographic renormalization, see [41], [42]. For this purpose one needs to work with a total action of the form,

$$S_{tot} = S_{bulk} + S_{GH} + S_{ct}, \quad (3.32)$$

where S_{bulk} is the bulk action given in eq.(2.1), S_{GH} is the Gibbons Hawking boundary term, and S_{ct} is the counter term action needed to subtract the divergences.

It is convenient to work in Fefferman-Graham coordinates in which the near boundary metric and dilaton take the form

$$\begin{aligned} ds^2 &= \frac{dv^2}{v^2} + \gamma_{\mu\nu}(x, v) dx^\mu dx^\nu, \\ \gamma_{\mu\nu} &= \frac{1}{v^2} [g_{\mu\nu}^{(0)} + v^2 g_{\mu\nu}^{(2)} + v^4 (g_{\mu\nu}^{(4)} + 2 \log v \tilde{g}_{\mu\nu}^{(4)}) + O(v^6)], \\ \phi &= \phi^{(0)} + v^2 \phi^{(2)} + v^4 (\phi^{(4)} + 2 \log v \tilde{\phi}^{(4)}) + O(v^6). \end{aligned} \quad (3.33)$$

Here v is a coordinate which vanishes at the boundary and it is related to the coordinate u by

$$v = \frac{1}{u} + \dots, \quad (3.34)$$

where the ellipses stand for corrections which vanish near the boundary where $v \rightarrow 0$.

We will follow the analysis in [43]. The counter term action is given in eq. B.12 of [43]. In our case the axion $\chi = 0$ and the boundary metric is flat, $\gamma_{ij} = \delta_{ij}$. Since

there is no normalizable mode for the dilaton turned on we have

$$\langle O \rangle = 0, \quad (3.35)$$

where O is the operator dual to the dilaton in the boundary. After subtracting the divergences, the stress tensor has an expectation value

$$\begin{aligned} \langle T_{\mu\nu} \rangle = \frac{1}{8\pi G} & \left[2 \left(g_{\mu\nu}^{(4)} - \text{Tr}[g^{(4)}] g_{\mu\nu}^{(0)} \right) + \left(\tilde{g}_{\mu\nu}^{(4)} - \text{Tr}[\tilde{g}^{(4)}] g_{\mu\nu}^{(0)} \right) \right. \\ & \left. - \left(\text{Tr}[g^{(2)}] g_{\mu\nu}^{(2)} - \text{Tr}[g_{(2)}^2] g_{\mu\nu}^{(0)} \right) + \frac{\rho^2}{4} \left(g_{\mu\nu}^{(2)} - g^{(2)zz} g_{\mu\nu}^{(0)} \right) \right], \end{aligned} \quad (3.36)$$

From eq.(B.8), eq.(B.11), eq.(B.16) of [43] we have that⁶

$$\tilde{g}_{\mu\nu}^{(4)} - \text{Tr}[\tilde{g}^{(4)}] g_{\mu\nu}^{(0)} = -\frac{1}{24} \frac{\rho^4}{4} \left(2\delta_{z\mu}\delta_{z\nu} - \frac{1}{2}\delta_{\mu\nu} \right). \quad (3.37)$$

Note in particular that the RHS is independent of temperature and only dependent on ρ .

Also, from eq.(3.36) we get that trace

$$\langle T_\mu^\mu \rangle = -\epsilon + 2P + P_z = \frac{N_c^2 \rho^4}{192\pi^2}, \quad (3.38)$$

where the last equality follows from eq.(3.29) and we have also used the relation between G and N_c given in eq.(2.4) with $L = 1$.

Note we see from eq.(B.21), eq.(B.22) of [43] that for the system at hand, the trace anomaly is given by

$$T_\mu^\mu = \frac{L^3}{384\pi G_N} ((\partial\phi)^2)^2. \quad (3.39)$$

This agrees with eq.(3.38) after using eq.(2.4), eq.(2.7).

Let us end this subsection with one comment. The choice of counter-terms one makes does affect the the final result for the stress tensor. However important physical consequences are independent of this choice. For example, the choice of counter terms will affect the value of the energy density, ϵ , P , etc, at extremality, as calculated below in eq.(3.51), but it will not change the additional finite temperature corrections, $\delta\epsilon$, δP , etc which determine the physical consequences.

⁶It is important to note that the dilaton kinetic term in the action, eq.(2.1) of [43] has a relative factor of 2 with the dilaton kinetic term in our action eq.(2.1).

3.3.1 Low anisotropy regime: $\rho/T \ll 1$

We are now ready to study the low anisotropy region. The asymptotic form of the metric is given in eq.(A.1), eq.(A.3) appendix A.1. The resulting values for the stress energy tensor in terms of T, u_H are given in eq.(A.4) of appendix A.1. The thermodynamic quantities can be obtained, as is explained in appendix A.1, as

$$\epsilon = \frac{3}{8}N_c^2\pi^2T^4 + \frac{1}{32}N_c^2\rho^2T^2 - \frac{N_c^2(13 - 8\log[2])}{1536\pi^2}\rho^4 + O(\rho^6), \quad (3.40)$$

$$P = \frac{1}{8}N_c^2\pi^2T^4 + \frac{1}{32}N_c^2\rho^2T^2 + \frac{N_c^2(15 - 24\log[2])}{4608\pi^2}\rho^4 + O(\rho^6), \quad (3.41)$$

$$P_z = \frac{1}{8}N_c^2\pi^2T^4 - \frac{1}{32}N_c^2\rho^2T^2 + \frac{N_c^2(-45 + 72\log[2])}{4608\pi^2}\rho^4 + O(\rho^6), \quad (3.42)$$

The resulting entropy density becomes

$$s = \frac{1}{2}N_c^2\pi^2T^3 + \frac{1}{16}N_c^2\rho^2T - \frac{N_c^2\rho^4}{192\pi^2T} + O(\rho^6), \quad (3.43)$$

Using eq.(3.40), eq.(3.41) and eq.(3.42) we can also obtain the value of the trace anomaly

$$\langle T^\mu_\mu \rangle = -\epsilon + 2P + P_z = \frac{N_c^2\rho^4}{192\pi^2}, \quad (3.44)$$

which agrees with eq.(3.38).

It is also worth pointing out from eq.(A.3) and eq.(3.33) that

$$(\tilde{g}_{4\mu\nu} - Tr(\tilde{g}_4)g_{0\mu\nu}) = -\frac{1}{24}\frac{\rho^4}{4}[2\delta_{z\mu}\delta_{z\nu} - \frac{1}{2}\delta_{\mu\nu}], \quad (3.45)$$

which agrees with eq.(3.37). In fact $Tr(\tilde{g}_4)$ vanishes.

Let us mention that the low anisotropy regime was also studied in [23] in some generality.

3.3.2 High anisotropy regime: $\rho/T \gg 1$

In this case the full solution cannot be obtained analytically. Instead one can understand the near horizon region analytically and then numerically interpolate to go to the asymptotically AdS_5 region.

We start with the extremal case, with $T = 0$. The full solution preserves Lorentz invariance in the t, x, y directions. As a result the metric components in the asymptotic,

$u \rightarrow \infty$ region take the form

$$\begin{aligned} g_{tt} &= -1 + \frac{\rho^2 v^2}{24} - v^4 a_4(\rho) + \frac{1}{96} \rho^4 v^4 \log(\rho v), \\ g_{xx} = g_{yy} &= 1 - \frac{\rho^2 v^2}{24} + v^4 a_4(\rho) - \frac{1}{96} \rho^4 v^4 \log(\rho v), \\ g_{zz} &= 1 + \frac{5\rho^2 v^2}{24} + v^4 c_4(\rho) + \frac{1}{32} \rho^4 v^4 \log(\rho v), \end{aligned} \quad (3.46)$$

where $a_4(\rho), c_4(\rho)$ are unknown functions of ρ . Here we are using the Fefferman - Graham coordinate defined in eq.(3.34).

Note that the coefficient of the $\log v$ term is fixed by the anomaly and coefficient of v^2 is fixed in terms of the dilaton in the FG expansion (see [43]).

Using eq.(3.46) in eq.(3.36) gives

$$\begin{aligned} \epsilon &= \frac{N_c^2 (768a_4(\rho) + 384c_4(\rho) - 5\rho^4)}{768\pi^2}, \\ P &= \frac{N_c^2 (-768a_4(\rho) - 384c_4(\rho) + 5\rho^4)}{768\pi^2}, \\ P_z &= \frac{N_c^2 (\rho^4 - 384a_4(\rho))}{256\pi^2}. \end{aligned} \quad (3.47)$$

The anomaly constraint eq.(3.38) allows us to solve for $a_4(\rho)$ in terms of $c_4(\rho)$ and yields,

$$a_4(\rho) = \frac{7}{1728} \rho^4 - \frac{1}{3} c_4(\rho). \quad (3.48)$$

From eq.(3.48), eq.(3.47) and eq.(3.17) we get a differential equation for c_4 which yields,

$$c_4(\rho) = c_1 \rho^4 + \frac{1}{32} \rho^4 \log(\rho), \quad (3.49)$$

where c_1 is an integration constant. c_1 can be absorbed by introducing a suitable scale μ giving,

$$a_4(\rho) = \frac{7}{1728} \rho^4 - \frac{1}{96} \rho^4 \log\left(\frac{\rho}{\mu}\right), \quad c_4(\rho) = \frac{1}{32} \rho^4 \log\left(\frac{\rho}{\mu}\right). \quad (3.50)$$

Finally, inserting eq.(3.50) back in eq.(3.47) gives

$$\begin{aligned}\epsilon &= \frac{N_c^2 \rho^4 \left(-17 + 36 \ln\left(\frac{\rho}{\mu}\right) \right)}{6912 \pi^2}, \\ P &= -\frac{N_c^2 \rho^4 \left(-17 + 36 \ln\left(\frac{\rho}{\mu}\right) \right)}{6912 \pi^2}, \\ P_z &= \frac{N_c^2 \rho^4 \left(-5 + 36 \ln\left(\frac{\rho}{\mu}\right) \right)}{2304 \pi^2}.\end{aligned}\tag{3.51}$$

Note that at the leading order $\epsilon = -P$ in eq.(3.47) and also in eq.(3.51), hence from eq.(3.12) the entropy is zero. It is worth noting that an additional scale μ has appeared in the expressions above. The value of μ can be determined from a numerical analysis where the full solution which interpolates between the near horizon region and asymptotic AdS space is constructed. Note also that eq.(3.50) determines all terms in the metric eq.(3.46) which go like $v^4 \log(v)$. One can verify that these terms satisfy the relation eq.(3.37).

The behavior at small temperatures above extremality was discussed in subsection 3.2 above. Numerically we find that the coefficient c_1 in eq.(3.23) takes the value

$$c_1 = \frac{N_c^2 \pi}{3\sqrt{2}}.\tag{3.52}$$

The resulting values of thermodynamics quantities can then be obtained from the formula in subsection 3.2.

4. Computation of the viscosity from gravity

In isotropic situations it is well known that the shear viscosity for any system having a gravity dual is given by

$$\frac{\eta}{s} = \frac{1}{4\pi},\tag{4.1}$$

where s is the entropy density. This result holds as long as Einstein's two derivative theory is a good approximation on the gravity side. The only other independent component is the bulk viscosity which vanishes for a conformally invariant theory.

More generally, for anisotropic situations, the viscosity should be thought of as a tensor $\eta_{ij,kl}$ where the indices, i, j, k, l , take values along the spatial directions. A Kubo formula can be written down relating the viscosity to the two point function of the

stress tensor and takes the form:

$$\eta_{ij,kl} = -\lim_{\omega \rightarrow 0} \frac{1}{\omega} \text{Im} [G_{ij,kl}^R(\omega)], \quad (4.2)$$

where

$$G_{ij,kl}^R(\omega, 0) = \int dt d\mathbf{x} e^{i\omega t} \theta(t) \langle [T_{ij}(t, \mathbf{x}), T_{kl}(0, 0)] \rangle \quad (4.3)$$

is the retarded Green's function, and Im denotes its imaginary part. Note that we are interested here in the viscosity at vanishing spatial momentum. It is clear from eq.(4.2) that the viscosity is a fourth rank tensor, $\eta_{ij,kl}$, symmetric in i, j and k, l and also symmetric with respect to the exchange $(ij) \leftrightarrow (kl)$. This means it has 21 independent components.

In the gravity theory, this two point function can be calculated by studying the behavior of metric perturbations in the corresponding black brane solution. The solution we are interested in preserves partial rotational invariance in the $x - y$ plane. We can use this unbroken $SO(2)$ subgroup, \mathbf{R} , to classify the perturbations. We write the metric as

$$ds^2 = g_{MN} dx^M dx^N + h_{\mu\nu} dx^\mu dx^\nu. \quad (4.4)$$

Here g_{MN} , with $M, N = t, u, x, y, z$, stands for the background black brane metric while, $h_{\mu\nu}$, with $\mu, \nu = t, x, y, z$, correspond to general metric perturbations. We have made a gauge choice to set $h_{uu} = h_{u\mu} = 0$. Let us note before proceeding that for the brane solution we consider the black brane metric is given in eq.(2.8), in the following discussion we will take it to be more generally of the form

$$ds^2 = -g_{tt} dt^2 + g_{uu} du^2 + g_{xx} dx^2 + g_{yy} dy^2 + g_{zz} dz^2. \quad (4.5)$$

The two-point functions of the spatial components of the stress tensor, which appear in eq.(4.3) require us to study the behavior of the metric perturbations $h_{\mu\nu}$ where $\mu, \nu = x, y, z$. There are six independent components of this type. Two of these, $(h_{xx} - h_{yy})$, h_{xy} , carry spin 2 with respect to \mathbf{R} . Two more, h_{xz} , h_{yz} , carry spin 1. The remaining two, $(h_{xx} + h_{yy})$ and h_{zz} , are of spin 0. Correspondingly, we see that the viscosity tensor will have 5 independent components⁷. Actually, the analysis of the spin 0 sector is more complicated due to mixing with the dilaton perturbation. We will comment on this more below.

The spin 2 and spin 1 perturbations, as we will see below, satisfy an equation of the form,

$$\partial_u (\sqrt{-g} P(u) g^{uu} \partial_u \phi(u)) - \omega^2 N(u) g^{tt} \phi(u) = 0, \quad (4.6)$$

⁷There are three independent two point functions among the two spin 0 perturbation.

where ϕ is a scalar field, whose precise relation to the metric perturbation will be discussed shortly, and the functions $P(u), N(u)$ are determined in terms of background metric. The expectation value of the dual operator is determined, as per the standard AdS dictionary in terms of the canonical momentum

$$\Pi(u, \omega) = \frac{1}{16\pi G} \sqrt{-g} P(u) g^{uu} \partial_u \phi(u). \quad (4.7)$$

It then follows that the retarded Green's function takes the form

$$G^{\text{ret}} = - \frac{\Pi(u, \omega)}{\phi(u, \omega)} \Big|_{u \rightarrow \infty}. \quad (4.8)$$

And the response function which will enter in the definition of the viscosity eq.(4.2) is given by

$$\chi = \lim_{\omega \rightarrow 0} \frac{\Pi(u, \omega)}{i\omega \phi(u, \omega)} \Big|_{u \rightarrow \infty}. \quad (4.9)$$

An important fact, see [44], is that the RHS of eq.(4.9) can equally well be evaluated very close to the horizon, $u = u_H$, instead of at the boundary of AdS space, $u \rightarrow \infty$. This follows from noting that to evaluate the RHS we are interested in the behavior of the ratio $(\Pi(u) / \phi(u))$ only upto $O(\omega)^2$ correction, as $\omega \rightarrow 0$. Now from the equation of motion, eq.(4.6), we see that unless we are very close to the horizon, where g^{tt} diverges, the second term can be neglected since it is proportional to ω^2 . Thus

$$\partial_u \Pi = 0 \quad (4.10)$$

upto $O(\omega)^2$. From eq.(4.10) it follows that

$$\Pi = C, \quad (4.11)$$

where C is a constant, independent of u . At $u \rightarrow \infty$ it will turn out that ϕ goes to a constant upto $O(\omega^2)$. Thus it will turn out that C in eq.(4.11) vanishes upto $O(\omega^2)$ and therefore ϕ itself is a constant.

From the discussion above it follows that $\partial_u(\frac{\Pi}{\phi}) = 0$ upto $O(\omega^2)$ leading⁸ to

$$\chi = \lim_{\omega \rightarrow 0} \frac{\Pi(u, \omega)}{i\omega \phi(u, \omega)} \Big|_{u \rightarrow u_H}. \quad (4.12)$$

⁸More correctly the vanishing of $\partial_u(\frac{\Pi}{\phi}) = 0$ holds as long as we are not too close to the horizon, more properly the analysis involves a matched asymptotic expansion for small ω .

Now the solution one considers must be regular at the future horizon. This means that quite generally near the horizon,

$$\phi \sim e^{-i\omega(t+r_*)}, \quad (4.13)$$

where the tortoise coordinate,

$$r_* = \int \sqrt{\frac{g_{uu}}{g_{tt}}} du. \quad (4.14)$$

It is then simple to show from eq.(4.12) that

$$\chi = -\frac{1}{16\pi G} P(u_H) \sqrt{\frac{-g}{g_{tt}g_{uu}}} \Big|_{u \rightarrow u_H}. \quad (4.15)$$

The spin 2 and spin 1 components of the viscosity will then follow from the appropriate response χ .

It will turn out, interestingly, that whereas the spin 2 component still satisfies the viscosity bound, eq.(4.1), the spin 1 component does not and can become much smaller. In fact, we will find that at extremality, when $T \rightarrow 0$, the spin 1 component will vanish, while the entropy as discussed above stays finite in this limit. We will denote the spin 2 component of the viscosity as η_{\parallel} and the spin 1 component as η_{\perp} .

Before proceeding let us mention that our system is quite analogous to that studied in [30], [31] and subsequently in ⁹ [32], where it was found that the η_{\perp} component of the viscosity scales with T as in eq.(1.2). This was also found in [33] which studied the D1-D5 system.

4.1 Computation of the spin 1 component of the viscosity, η_{\perp}/s

The spin 1 component of viscosity can be written, using eq.(4.2), as

$$\eta_{\perp} = \eta_{xz,xz} = -\lim_{\omega \rightarrow 0} \frac{1}{\omega} \text{Im} [G_{xz,xz}^R(\omega)]. \quad (4.16)$$

To calculate the spin 1 component it is enough to consider the h_{xz} component of a

⁹We should alert the reader that in [30], [31], [32], the notation for $\eta_{\parallel}, \eta_{\perp}$ is reversed compared to ours.

metric perturbation, eq.(4.4), so that the full metric is of the form

$$ds^2 = -g_{tt}(u)dt^2 + g_{uu}(u)du^2 + g_{xx}(u) \sum_{i=1}^{d-2} dx_i^2 + g_{zz}(u)dz^2 + 2e^{-i\omega t}Z(u)g_{xx}(u)dx dz, \quad (4.17)$$

where $Z(u)$ is the perturbation that we need to study. One can easily show that the other modes decouples from $Z(u)$ and so can be consistently set to zero.

The equation that one obtains for this mode $Z(u)$ is

$$\partial_u(\sqrt{g}g^{zz}g^{uu}g_{xx}\partial_u Z(u)) - \omega^2 Z(u)\sqrt{g}g^{zz}g^{tt}g_{xx} = 0. \quad (4.18)$$

Comparing with (4.6) we see that $P(u) = g^{zz}g_{xx}$, and

$$\phi = Z(u). \quad (4.19)$$

It also follows from the action eq.(2.1) that the canonical momentum is given by eq.(4.7) with ϕ given by eq.(4.19).

The expression for the entropy density is given by

$$s = \frac{1}{4G} \frac{\sqrt{-g}}{\sqrt{-g_{uu}g_{tt}}} \Big|_{u_H}. \quad (4.20)$$

Further using (4.15), eq.(4.8) with eq.(4.16) we obtain

$$\frac{\eta_{\perp}}{s} = \frac{1}{4\pi} \frac{g_{xx}}{g_{zz}} \Big|_{u_H}. \quad (4.21)$$

4.1.1 Low anisotropy regime: $\rho/T \ll 1$

Using the form of the metric in this regime given in (2.16) (see also appendix A.1) near the horizon, the ratio turns out to be

$$\frac{\eta_{\perp}}{s} = \frac{1}{4\pi} - \frac{\rho^2 \log 2}{16\pi^3 T^2} + \frac{(6 - \pi^2 + 54(\log 2)^2)\rho^4}{2304\pi^5 T^4} + O\left[\left(\frac{\rho}{T}\right)^6\right]. \quad (4.22)$$

As $\rho/T \rightarrow 0$ the ratio approaches the universal value

$$\frac{\eta_{\perp}}{s} \rightarrow \frac{1}{4\pi}. \quad (4.23)$$

Interestingly, the effect of anisotropy is to reduce the value of this ratio from this universal value.

4.1.2 High anisotropy regime: $\rho/T \gg 1$

In this region of parameter space the near horizon region is given by the metric of a black brane in $AdS_4 \times R$ geometry, with components, eq.(2.23). From eq.(4.21), with eq.(2.24) and eq.(2.22) we then get,

$$\frac{\eta_{\perp}}{s} = \frac{8\pi T^2}{3\rho^2}. \quad (4.24)$$

We see that the ratio can be made arbitrarily small, with $\frac{\eta_{\perp}}{s} \rightarrow 0$, as $T \rightarrow 0$ keeping ρ fixed. Eq.(4.24) is also reproduced in the introduction, eq.(1.2), since it is one of our main results.

4.2 Computation of the spin 2 component of the viscosity, η_{\parallel}/s

The spin 2 component of the viscosity can be written, using eq.(4.2), as

$$\eta_{\parallel} = \eta_{xy,xy} = -\lim_{\omega \rightarrow 0} \frac{1}{\omega} \text{Im} [G_{xy,xy}^R(\omega)]. \quad (4.25)$$

To compute the spin 2 component it is enough to consider a metric perturbation with h_{xy} non-zero. The full metric then takes the form,

$$ds^2 = -g_{tt}(u)dt^2 + g_{uu}(u)du^2 + g_{xx}(u) \sum_{i=1}^{d-2} dx_i^2 + g_{zz}(u)dz^2 \\ + 2e^{-i\omega t} Y(u) g_{xx}(u) dx dy, \quad (4.26)$$

where $Y(u)$ is the perturbation that determines η_{\parallel} . One can easily show that the other modes decouples from $Y(u)$ and therefore can be consistently set them to zero.

The equation that one obtains for the mode $Y(u)$ is of the form

$$\partial_u(\sqrt{g}g^{uu}\partial_u Y(u)) - \omega^2 Y(u)\sqrt{g}g^{tt} = 0. \quad (4.27)$$

The analysis which follows is similar to the one above, so we will be brief. Comparing with (4.6) we immediately conclude that $P(u) = 1$. The ratio η_{\parallel}/s is then easily computable and is given by

$$\frac{\eta_{\parallel}}{s} = \frac{1}{4\pi}. \quad (4.28)$$

We see that this is the same as in the isotropic case. Thus the spin 2 component of the viscosity takes the same value as eq.(4.1) in the isotropic case.

4.3 Comments on the spin 0 case

As mentioned above the analysis in the spin 0 sector is more complicated since the two metric perturbations, $(h_{xx} + h_{yy})$ and h_{zz} , can mix also with the dilaton perturbation. We will not discuss this case in further detail here. However, when we analyze the quasi normal modes we see how the imaginary parts of the hydrodynamical modes determine or constrain transport coefficients in the spin zero sector.

5. The spectrum of quasi normal modes

In this section we analyze the spectrum of quasi normal modes in some detail with a view to studying the stability of the brane solutions presented above. Previous attempts, in the isotropic case, to violate the viscosity bound, eq.(4.1), have sometimes lead to inconsistencies, see [21], [22]. Since the anisotropic solutions we have found violate the bound for some components of the viscosity, as was discussed in section 4.1, and in fact do so dramatically close to extremality, it is natural to ask about the stability of these solutions.

The analysis of the quasi normal modes is quite non-trivial since the solutions of interest are not known analytically, for general values of the anisotropy parameter ρ/T . When $\rho/T \ll 1$ the solution is close to a Schwarzschild black brane and one does not expect any instability. The imaginary parts of the quasi normal modes should be safely in the lower half of the complex plane, for all modes. The only possible exceptions are the hydrodynamic modes, but these are Goldstone modes and protected by symmetries. The opposite regime close to extremality, with $\rho/T \gg 1$, is the interesting one where potential instabilities could be present. As mentioned above, this is also the regime where the violations of the viscosity bound are big.

Close to extremality the solution interpolates between asymptotically AdS_5 space in the UV and an $AdS_4 \times R$ attractor in the IR, more correctly its finite temperature deformation. Quasi normal modes of very high frequency, $|\omega| \gg \rho$, would be localized near the boundary and one expects them to be very similar to those in AdS_5 and thus to be stable. It is the low frequency modes with

$$|\omega| \ll \rho, \tag{5.1}$$

for which instabilities might appear. One expects these modes to be localized in the near horizon $AdS_4 \times R$ region, which is quite different from AdS_5 .

Fortunately, as often happens in the study of near extremal solutions, the black brane in $AdS_4 \times R$ is a solution of the equations in motion in its own right. To study the possible instabilities in the frequency regime, eq.(5.1), we therefore study quasi normal modes about the $AdS_4 \times R$ black brane solution below. As we will see, while the analysis is not fully exhaustive, in the many channels we study we do not find any instability. The analysis therefore provides considerable evidence that the black brane solutions studied in this paper are stable.

We should add that analysis we have carried out does not apply to modes with frequencies $|\omega| \sim \rho$, which must be analyzed in the full interpolating geometry. It seems unlikely to us on physical grounds that an unstable mode appears in this regime, but we have not ruled this out. Doing so would require a numerical analysis about the background solution which is also known only numerically. We leave such an analysis for the future.

5.1 General strategy for finding quasi normal modes

Let us now turn to discussing the perturbations in more detail. The metric and dilaton will be denoted by

$$g_{MN} = g_{MN}^{(0)} + h_{MN}, \quad \text{where } M, N = t, x, y, z, u, \quad (5.2)$$

$$\phi = \phi^{(0)} + \psi. \quad (5.3)$$

Here g_{MN} denotes the background metric for a black brane in $AdS_4 \times R$, and $\phi^{(0)}$ the background value for the dilaton given in eq.(2.7). We will work in coordinates where the background metric is given by

$$ds^2 = -A(u)dt^2 + \frac{du^2}{A(u)} + B(u)(dx^2 + dy^2) + C(u)dz^2, \quad (5.4)$$

with $A(u), B(u), C(u)$ given in eq.(2.18). Note that since we will be working in the $AdS_4 \times R$ region we have set the parameter β which appears in eq.(2.8) to unity. Indices will be raised and lowered in the following discussion using this background metric.

In the analysis below we choose the gauge

$$h_{u\mu} = 0, \quad \text{where } \mu = x, y, z, t, \quad (5.5)$$

$$\text{and } h_{uu} = 0. \quad (5.6)$$

The metric perturbation then has 10 components, and the dilaton perturbation has one component, making for a total of 11 independent perturbations.

A perturbation will be partially specified by its momentum $\vec{q} = (q_x, q_y, q_z)$ and frequency ω with dependence on (x, y, z, t) given by

$$\delta\phi \sim e^{i\vec{q}\cdot\vec{x} - i\omega t}. \quad (5.7)$$

The perturbations satisfy the Einstein equations and also the equation of motion for the dilaton. Once the dependence on (x, y, z, t) is specified these determine the radial dependence of the perturbations. There are 15 components of the Einstein equations, of these 5 are constraints which only involve first derivatives with respect to the radial variable. These 5 constraints reduce the number of independent perturbations from 11 to 6. We will study the behavior of these 6 independent perturbations when we analyze the quasi normal mode spectrum.

Quasi normal modes are perturbations which satisfy the following two boundary conditions:

- The modes are in going at the future horizon
- Only normalizable components are turned on at the boundary so that no source terms are activated in the dual field theory.

These conditions can be met only if the frequencies take “quantized” values, which are in general complex. A quasi normal mode with a frequency lying in the upper half of the complex plane will grow exponentially in time signaling an instability.

We will study the spectrum of quasi normal modes about the black brane in $AdS_4 \times R$. This solution was given in eq.(2.23) with the radial coordinate being denoted as u . It will be convenient in the subsequent analysis to work with the coordinate v ,

$$v = \frac{u_H}{u}. \quad (5.8)$$

which takes value $v = 1$ at the horizon, where $u = u_H$ and $v = 0$ at the boundary, $u \rightarrow \infty$. In what follows, throughout this section, we will work without any loss of generality in units where $u_H = 1$ or equivalently with $T = 1/\pi$. We will reinsert them whenever needed through dimensional analysis.

Our strategy will be as follows. As mentioned in eq.(5.7) a perturbation has momentum $\vec{q} = (q_x, q_y, q_z)$ and frequency ω . For any choice of \vec{q}, ω , we first identify suitable combinations of perturbations for which the linearized equations decouple. Denoting a generic perturbation of this type by $Z(v)$, we will find that such a perturbation satisfies an equation of the type

$$a(v)Z''(v) + b(v)Z'(v) + c(v)Z(v) = 0. \quad (5.9)$$

The two boundary conditions mentioned above, then give rise to the conditions,

$$Z(v)|_{v \rightarrow 1} \sim (1 - v^3)^{-\frac{i\omega}{4}}, \quad Z(v)|_{v \rightarrow 0} \sim v^\gamma, \quad (5.10)$$

where $\gamma > 0$.

We will then use Leaver's method, [45], to numerically compute the frequencies of quasi normal modes for the $Z(v)$ perturbation¹⁰ [46, 47]. In this method we expand $Z(v)$ about the midpoint $v = 1/2$ as

$$Z(v) = (1 - v^3)^{-\frac{i\omega}{4}} v^\gamma \sum_{n=0}^M d_n \left(v - \frac{1}{2}\right)^n. \quad (5.11)$$

Inserting in eq.(5.9) and also expanding the coefficients $a(v), b(v), c(v)$ in a Taylor series about $v = 1/2$, we then collect terms of the same order in $(v - 1/2)$ to obtain $M + 1$ linear relations among the $M + 1$ coefficients d_n . These can be summarized as a matrix equation

$$\sum_{n=0}^M A_{mn}(z) d_n = 0. \quad (5.12)$$

The matrix elements A_{mn} depend on \vec{q}, ω . For a non-trivial solution we get the condition,

$$\det[A_{mn}(\vec{q}, \omega)] = 0, \quad (5.13)$$

which determines ω in terms of the momentum \vec{q} . As mentioned above the solutions for ω will be complex in general. With M big enough one can get reasonable numerical accuracy for ω .

5.2 Modes with $q_z \neq 0$

We first consider modes where the momentum has vanishing component along the $x - y$ direction, $\vec{q} = (0, 0, q_z)$. In the subsequent discussion of this subsection we will use the notation

$$q = q_z \quad (5.14)$$

to denote the only non-zero component of the momentum. Additional details pertaining to this subsection can be found in appendix E.1.

We can use the rotational invariance in the $x - y$ plane to classify the perturbations.

¹⁰We thank Sean Hartnoll for generously sharing a mathematica notebook where a similar analysis of quasi normal modes had been performed.

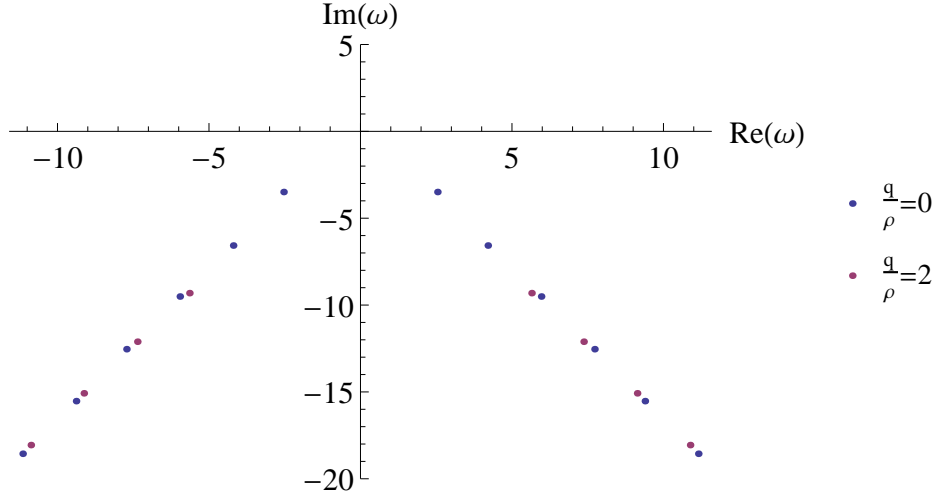


Figure 3: QNM plot for spin 2 mode for $\frac{q}{\rho} = 0, 2$, with \vec{q} along z direction.

The 11 perturbations (without using the constraint equations) split up as follows:

$$\begin{aligned}
 \text{Spin 2 :} & \quad h_y^x, (h_x^x - h_y^y)/2 \\
 \text{Spin 1 :} & \quad h_t^x, h_z^x, h_t^y, h_z^y \\
 \text{Spin 0 :} & \quad (h_{xx} + h_{yy})/2, h_{zz}, h_{tt}, h_{tz}, \psi.
 \end{aligned} \tag{5.15}$$

As we will see below, the 5 constraint equations among the Einstein equations will cut down the number of independent perturbations to 6. We will be able to find linear combinations among these for which the equations decouple and then use Leaver's method for obtaining the quasi normal modes.

5.2.1 Spin 2

It turns out that the equations for h_y^x and $(h_x^x - h_y^y)/2$ automatically decouple and each is of the form, eq.(5.9) with the coefficients, $a(v), b(v), c(v)$ given in eq.(E.1) in appendix E.1.1. The resulting spectrum of quasi normal modes is shown in Fig 3. There are two plots in this figure, the blue dots correspond to $q/\rho = 0$, and the red dots to $q/\rho = 2$. We see that all the allowed values of ω are in the lower half plane, showing that there are no instabilities in this channel. Changing the value of q/ρ results in qualitatively similar plots. From the fact that there is no mode with $\omega \rightarrow 0$ as $q \rightarrow 0$ we see that there is no hydrodynamic mode in this channel.

5.2.2 Spin 1

In the spin 1 case the equations are coupled together. To decouple them it is useful to

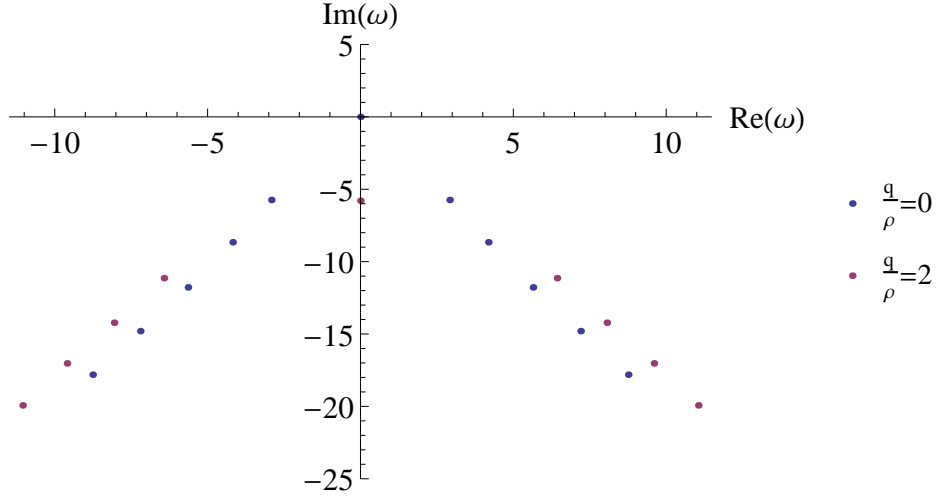


Figure 4: QNM plots for spin 1 mode with $\frac{q}{\rho} = 0, 2$ with \vec{q} along z direction

consider combinations of perturbations which are invariant under a gauge transformation

$$h_{\mu\nu} \rightarrow h_{\mu\nu} + \nabla_\mu \xi_\nu + \nabla_\nu \xi_\mu. \quad (5.16)$$

where the gauge transformation parameter is of the form

$$\xi_M = f_M(v) e^{i q z - i \omega t}, \quad \text{with } M = t, x, y, z, v, \quad (5.17)$$

and $f_M(v)$ is a general function of v .

Two gauge invariant combinations are

$$Z_1^{(1)} = q h_t^x + \omega h_z^x, \quad (5.18)$$

$$Z_1^{(2)} = q h_t^y + \omega h_z^y. \quad (5.19)$$

These satisfy equations of the form, eq.(5.9) with the coefficient functions given in eq.(E.3) of appendix E.1.2.

The resulting spectrum of quasi normal modes is shown in Fig 4. The blue dots in this figure correspond to $q/\rho = 0$ and the red dots to $q/\rho = 2$. Once again we see that all values of ω have $Im(\omega) < 0$. There is a mode, for $Z_1^{(1)}$ and $Z_1^{(2)}$, with $\omega \rightarrow 0$ as $q \rightarrow 0$; these are hydrodynamic modes. In appendix E.1.2 we analyze this limit in

more detail. The resulting dispersion relation, in this limit, we find is given by

$$\omega = -i \frac{8 \pi T q^2}{3 \rho^2}. \quad (5.20)$$

This gives rise to a viscosity coefficient η_\perp that agrees with the result obtained using the Kubo formula in section 4.1, eq.(4.24). Note that, eq.(5.18), eq.(5.19) suggests that in the fluid dynamics side the fluid flow has nontrivial solutions for fluctuation for velocity $\delta u_x(t, z)$ or $\delta u_y(t, z)$ but the temperature is fixed to its equilibrium value. This is precisely what we found in subsection D.2 eq.(D.10).

There are two additional perturbations in the spin 1 channel besides $Z_1^{(1)}, Z_1^{(2)}$. The constraint equations among the Einstein equations, which were mentioned above, give rise to first order equations for these perturbations. For example, choosing one of these two remaining perturbations to be h_t^x we get the equation

$$h_t^{x'}(v) = \frac{32q(1-v^3)}{32q^2(1-v^3) - 3v^2\rho^2\omega^2} Z_1^{(1)'}(v), \quad (5.21)$$

here $Z_1^{(1)}$, which is a known function solving eq.(5.9) for any given (q, ω) , can be thought of as a source term in this equation. The general solution to eq.(5.21) can be written as

$$h_t^x = (h_t^x)^{hom} + (h_t^x)^P, \quad (5.22)$$

where $(h_t^x)^{hom}$ solves the homogeneous equation

$$h_t^{x'}(v) = 0 \quad (5.23)$$

and $(h_t^x)^P$ is a particular solution sourced by $Z_1^{(1)}$. Now $(h_t^x)^P$ will have the same frequency dependence as $Z_1^{(1)}$. So the only additional possibility for independent modes is from $(h_t^x)^{hom}$. It is easy to see though that eq.5.21 does not admit any solutions which meet the required two boundary conditions at the horizon and infinity. Thus the full spectrum of allowed frequencies in the spin 1 case is obtained from those for $Z_1^{(1)}, Z_1^{(2)}$.

5.2.3 Spin 0

There are five perturbations in this channel. Two gauge invariant combinations are

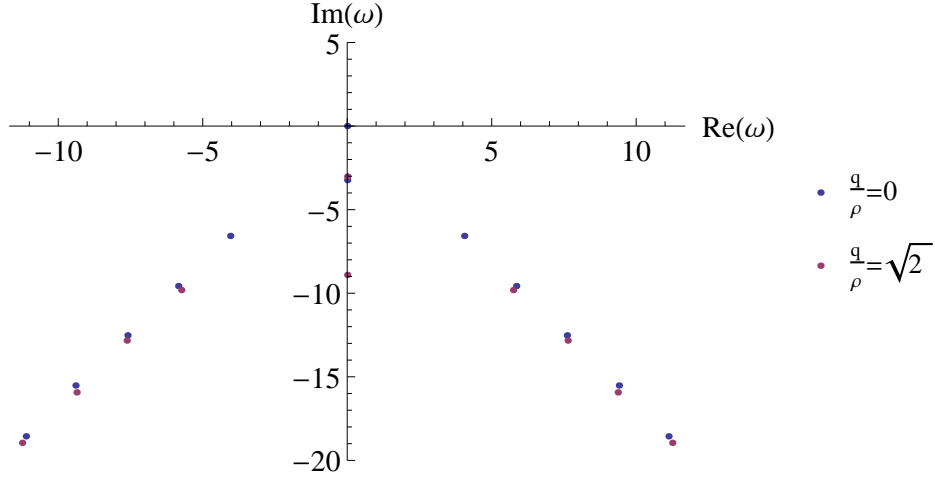


Figure 5: QNM plot for spin 0 mode with $\frac{q}{\rho} = 0, \sqrt{2}$ for $Z_0^{(1)}(v)$ with \vec{q} along z direction

denoted by $Z_0^{(1)}$ and $Z_0^{(2)}$. They are given by

$$Z_0^{(1)}(v) = \frac{v^2 \rho^2 (8v + 3\omega^2)}{8(3q^2 + \rho^2)} h_z^z - \frac{8iq^2 \rho v^3 - i\rho^3 v^2 \omega^2}{12q^3 + 4\rho^2 q} \psi - \frac{8(v^3 - 1)\omega}{3q} h_t^z - \frac{4(v^3 - 1)}{3} h_t^t + \frac{v^3 + 2}{3} h, \quad (5.24)$$

$$Z_0^{(2)}(v) = \frac{1}{6} \rho^2 \left(v^2 + \frac{2}{v} \right) h_z^z - \frac{1}{3} i q \rho \left(v^2 + \frac{2}{v} \right) \psi, \quad (5.25)$$

where $h = h_x^x + h_y^y$. These satisfy the decoupled equations

$$a_1(v) Z_0^{(1)''}(v) + b_1(v) Z_0^{(1)'}(v) + c_1(v) Z_0^{(1)}(v) = 0, \quad (5.26)$$

$$a_2(v) Z_0^{(2)''}(v) + b_2(v) Z_0^{(2)'}(v) + c_2(v) Z_0^{(2)}(v) = 0. \quad (5.27)$$

where the coefficients $a_1, a_2, b_1, b_2, c_1, c_2$ are given in eq.(E.11), eq.(E.12) appendix E.1.3.

The resulting spectrum of quasi normal modes for $Z_0^{(1)}(v)$ and $Z_0^{(2)}(v)$ are shown in Fig. 5 and 6 respectively with the blue dots for $q/\rho = 0$ and red dots for $q/\rho = \sqrt{2}$. We see that all modes have frequencies lying in the lower half plane. From the plot for the $Z_0^{(1)}(v)$ perturbation we see that there is a hydrodynamic mode. As discussed in

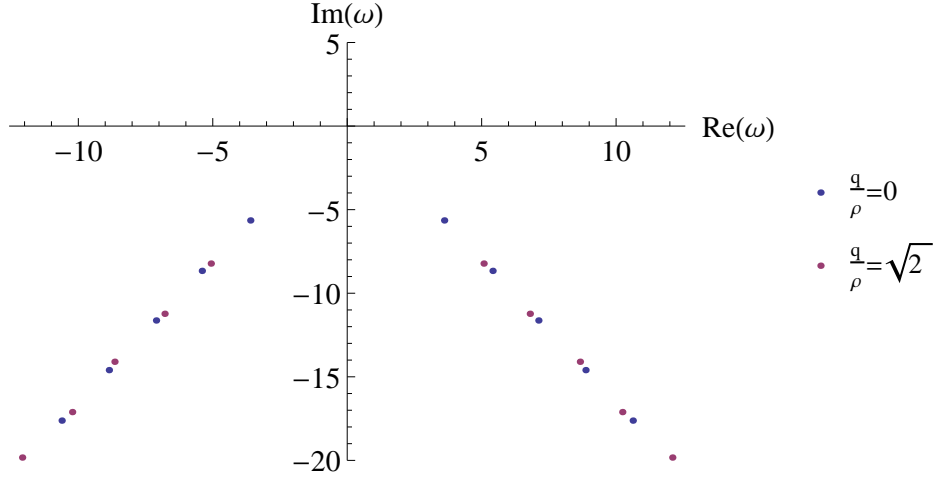


Figure 6: QNM plot for spin 0 mode with $\frac{q}{\rho} = 0, \sqrt{2}$ for $Z_0^{(2)}(v)$ with \vec{q} along z direction

appendix E.1.3 it has a dispersion relation

$$\omega = -3i \frac{\pi T q^2}{\rho^2}. \quad (5.28)$$

Note that, $Z_0^{(1)}(v)$ in eq.(5.24) suggests that in the fluid dynamics side the fluid flow has nontrivial solutions for fluctuation for velocity $\delta u_z(t, z)$ and for temperature $\delta T(t, z)$. This is precisely what we found in subsection D.2 eq.(D.13).

The analysis of linearized perturbation in fluid mechanics is carried out in appendix D. The mode which corresponds to the hydrodynamic mode above is discussed in section D.2, eq.(D.16). Comparing we see that eq.(5.28) puts constraints on a combination of the transport coefficients ζ_1^b, ζ_2^b and the coefficients $n_{5_1}, n_{5_2}, n_{6_3}$ which appear in the derivative expansion of $\langle O \rangle$, eq.(B.21). Assuming all six terms on RHS of eq.(D.16) are comparable, barring cancellations, we find that the transport coefficients ζ_1^b, ζ_2^b scale with T as

$$\frac{\zeta_1^b}{s} \sim 1/T, \quad (5.29)$$

$$\frac{\zeta_2^b}{s} \sim T. \quad (5.30)$$

As a result $\zeta_1^b \gg \eta_{\parallel}$ while $\eta_{\parallel} \gg \zeta_2^b \gg \eta_{\perp}$ at small T . Note that in deriving eq.(5.29), eq.(5.30) we made use of the relations $P_0 + \epsilon_0 + f\rho^2 \sim \rho^4 \sim O(T)^0$, and $(\partial_T \epsilon)_0 \sim T^2$.

As in the spin 1 case, the constraint equations can be used to obtain first order

equations for the remaining three spin 0 perturbations in terms of $Z_0^{(1)}, Z_0^{(2)}$. These equations do not give rise to any additional modes.

Let us end this subsection by noting that the independent modes from which the quasi normal modes arose, were, h_y^x , $(h_x^x - h_y^y)/2$, $Z_1^{(1)}$, $Z_1^{(2)}$, $Z_0^{(1)}$, $Z_0^{(2)}$, which is indeed 6 in number as mentioned above.

5.3 Modes with $q_y \neq 0$

Next we consider modes with $q_z = 0$. By using the rotational symmetry in the $x - y$ plane we can take the non-zero momentum to be along the y direction and denote it by q below. The perturbations then have a dependence going like $\delta\phi \sim e^{iqy - i\omega t}$. Since the analysis parallels that of the previous subsection we will be more brief in the following discussion. Also, additional details can be found in appendix E.2.

There are 11 perturbations to begin with, of which only 6 remain after using the constraints. We describe these modes and their quasinormal modes below. The 6 can be combined into the following combinations

$$\begin{aligned}
Z_1 &= q h_t^x + \omega h_y^x, \\
Z_2 &= h_z^x, \\
Z_3 &= v^3 h_z^z, \\
Z_4 &= \frac{4}{3} q^2 (v^3 - 1) h_t^t + 2q\omega h_t^y + \omega^2 h_y^y \\
&\quad + \frac{1}{3} (2q^2 (v^3 + 2) - 3\omega^2) h_x^x + q^2 v^3 h_z^z, \\
Z_5 &= h_{yz} + \frac{q}{\omega} h_{tz}, \\
Z_6 &= h_{tz} + i\omega \frac{\rho}{8} \psi.
\end{aligned} \tag{5.31}$$

which are each gauge invariant under a gauge transformation of the form eq.(5.16) with

$$\xi_M = f_M(v) e^{iqy - i\omega t}, \quad \text{for } M = t, x, y, z, v. \tag{5.32}$$

Each combination in eq.(5.31) satisfies an equation of the form in eq.(5.9). The coefficient functions for each of the modes are given in appendix E.2.

The resulting spectrum of quasi normal modes is given in Fig 7 to Fig 12. We observe that, mode Z_1 has a hydrodynamic mode in its spectrum. At, $q = 0$ the hydrodynamic mode sits at the origin where as at finite momenta, this mode shifts in the imaginary axis as can be seen from the plot for momenta $q = 2$. At smaller values

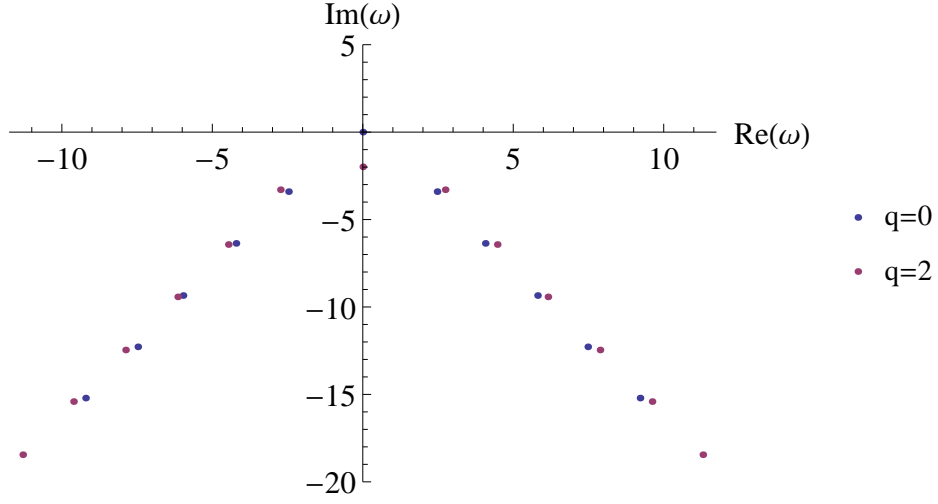


Figure 7: QNM plot for Z_1 mode with $q = 0, 2$ with \vec{q} along y

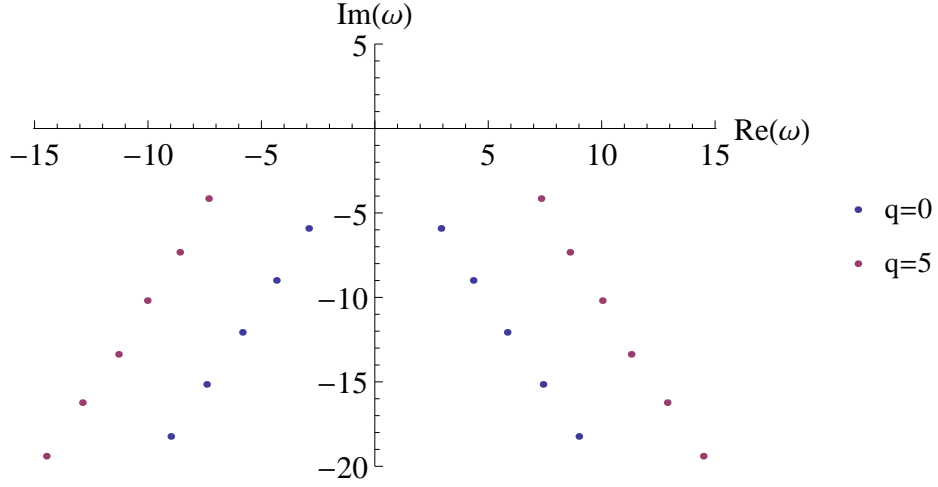


Figure 8: QNM plot for Z_2 mode with $q = 0, 5$ with \vec{q} along y

of momenta the hydrodynamic mode takes the form (see appendix E.2.1)

$$\omega = -i \frac{q^2}{3\pi T}. \quad (5.33)$$

From the analysis of the hydrodynamic modes (see eq.(D.5) in appendix D) we obtain

$$\omega = -i \frac{\eta_{\parallel}}{sT} \hat{q}^2, \quad (5.34)$$

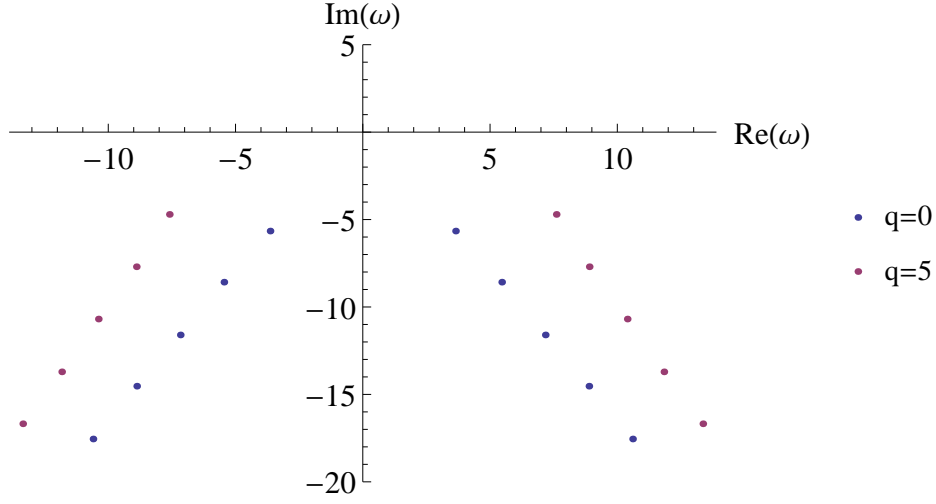


Figure 9: QNM plot for Z_3 mode with $q = 0, 5$ with \vec{q} along y

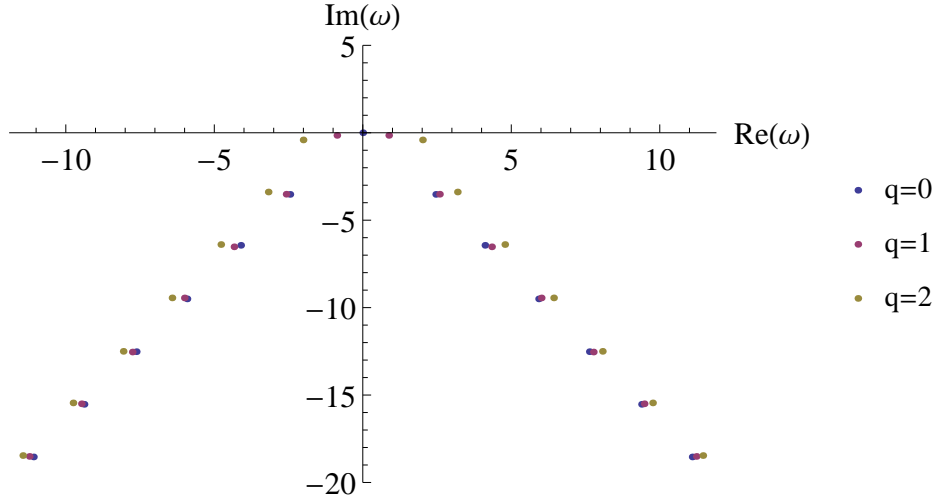


Figure 10: QNM plot for Z_4 mode with $q = 0, 1, 2$ with \vec{q} along y

where \hat{q} is the momenta defined at the boundary of AdS_5 . To compare eq.(5.33), eq.(5.34), we need to rescale the coordinates of spatial directions (x and y) of AdS_4 and accordingly the momenta q , see eq.(E.18) appendix E.2. Expressing eq.(5.33) in terms of the rescaled momenta \hat{q} and using eq.(5.34) we finally obtain (see appendix E.2.1 for details)

$$\frac{\eta_{\parallel}}{s} = \frac{1}{4\pi}. \quad (5.35)$$

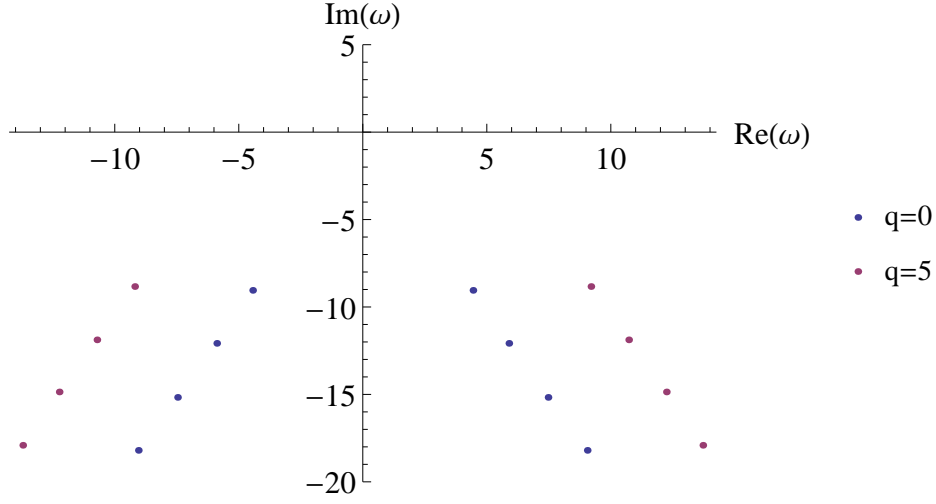


Figure 11: QNM plot for Z_5 mode with $q = 0, 5$ with \vec{q} along y

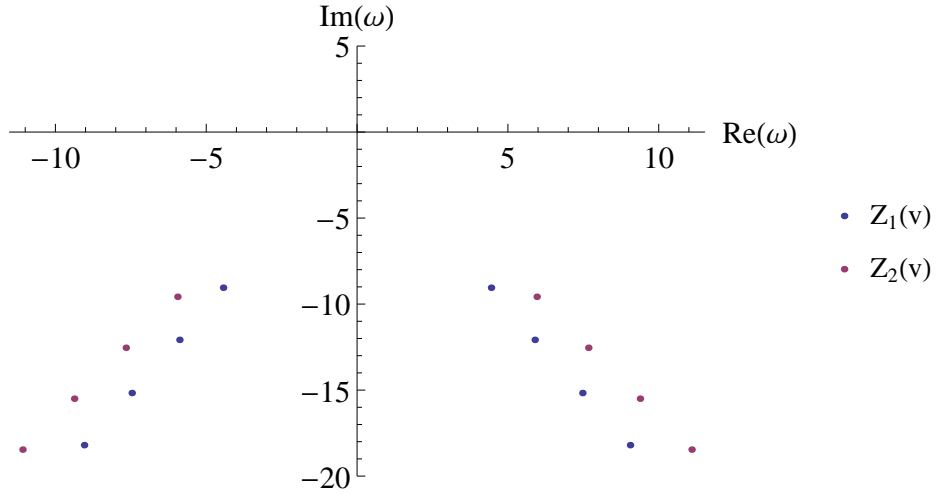


Figure 12: QNM plot comparing both the Z_5 and Z_6 modes for $q = 1$ with \vec{q} along y .

This matches with result in eq.4.28. Note that, Z_1 in eq.(5.31) suggests that in the fluid dynamics side the fluid flow has nontrivial solutions for fluctuation for velocity $\delta u_x(t, y)$ but the temperature is fixed to its equilibrium value. This is precisely what we found in subsection D.1 eq.(D.2).

We also observe from Fig.10 that, the mode Z_4 has a hydrodynamic mode and the

dispersion relation is given by

$$\omega = \pm \sqrt{\frac{2}{3}} q - i \frac{q^2}{6 \pi T}, \quad (5.36)$$

which when expressed in terms of \hat{q} gives

$$\hat{\omega} = \pm \frac{1}{\sqrt{2}} \hat{q} - i \frac{\hat{q}^2}{8 \pi T}. \quad (5.37)$$

As explained in more detail in appendix E.2.3, we can compare this dispersion relation to that of a suitably identified mode (see eq.(E.41)) in the linearized analysis in fluid mechanics. Comparing, we find that the coefficient of the linear term in \hat{q} corresponds to a speed of sound,

$$c_s = \frac{1}{\sqrt{2}}, \quad (5.38)$$

which agreed with the result from fluid mechanics, while the coefficient of the quadratic term in \hat{q} , upon using the fact that

$$\frac{\eta_{\parallel}}{2(\epsilon + P)} = \frac{1}{8 \pi T}, \quad (5.39)$$

we obtain a relation, eq.(E.44) between two transport coefficients ζ_2^a, ζ_1^2 defined in eq.(B.12). Note that, Z_4 in eq.(5.31) suggests that in the fluid dynamics side the fluid flow has nontrivial solutions for fluctuation for velocity $\delta u_y(t, y)$ and temperature fluctuation $\delta T(t, y)$. This is precisely what we found in subsection D.1 eq.(D.6).

The quasinormal mode for Z_5 is plotted in Fig. 11. The plot for the other mode, *i.e.* Z_6 , will be similar and we are not plotting quasi normal modes for it separately. In Fig. 12 we plot the quasi normal modes corresponding to both, Z_5 and Z_6 , for comparison.

5.4 Modes with general momentum turned on

Finally we turn to modes where all components of the momentum, q_x, q_y, q_z are turned on. Using the rotational symmetry we can set $q_x = 0$. We have not been able to analyze the spectrum of quasi normal modes in full detail in this case. Some partial results are as follows.

Similar to the analysis for the previous two subsections 5.2 and 5.3 in this case also there are 6 independent perturbations. Four of the six perturbations couple among themselves and we do not analyze their quasi normal spectrum since it is very complicated. The rest of the two perturbations are also coupled among themselves and we

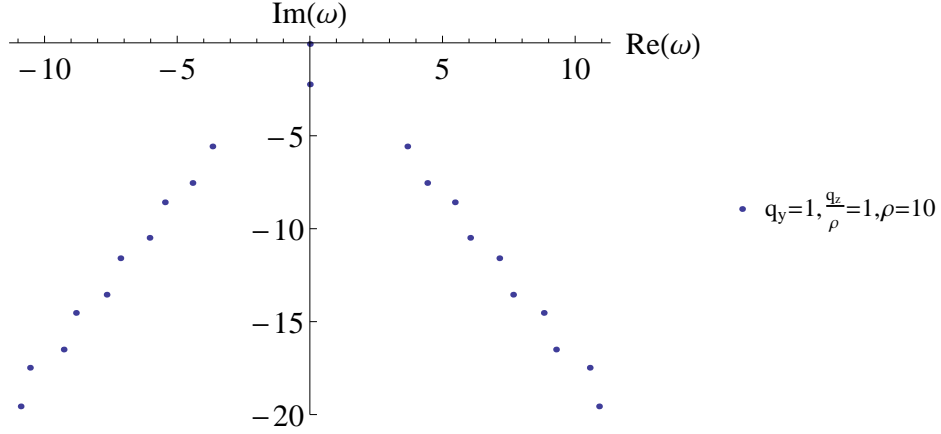


Figure 13: QNM plot for $Z(v)$ and $\tilde{Z}(v)$ mode with both momentum turned on, $q_y = 1$, $\frac{q_z}{\rho} = 1$, $\rho = 10$

carry out a similar analysis as in the previous subsections, to obtain the spectrum of their quasi normal modes. These two modes are

$$\begin{aligned} Z(v) &= h_y^x(v) + \frac{q_y}{\omega} h_t^x(v), \\ \tilde{Z}(v) &= h_z^x(v) + \frac{q_z}{\omega} h_t^x(v). \end{aligned} \tag{5.40}$$

The equation of motion for them is given in appendix E.3. The spectrum of the quasinormal modes for them are plotted in Fig.13 and Fig.14.

We see from the figures, Fig.13 and Fig.14 that there are two hydrodynamic poles, which shifts accordingly along the negative imaginary axis for increasing momenta.

6. Fluid mechanics in anisotropic phases

6.1 Anisotropic fluid mechanics: general discussion

We begin this section by first describing how to set up the general equations of forced fluid mechanics for an anisotropic phase where the breaking of rotation invariance is characterized by a vector ξ which is constant in space-time. In the present context ξ is given by eq.(3.5).

Fluid mechanics is an effective theory which describes slowly varying situations. More precisely, it is an effective theory that is valid when the four velocity, temperature, and any other relevant parameters, are varying slowly compared to the mean free path of the quasi particle excitations in the system. In a conformal field theory, where there

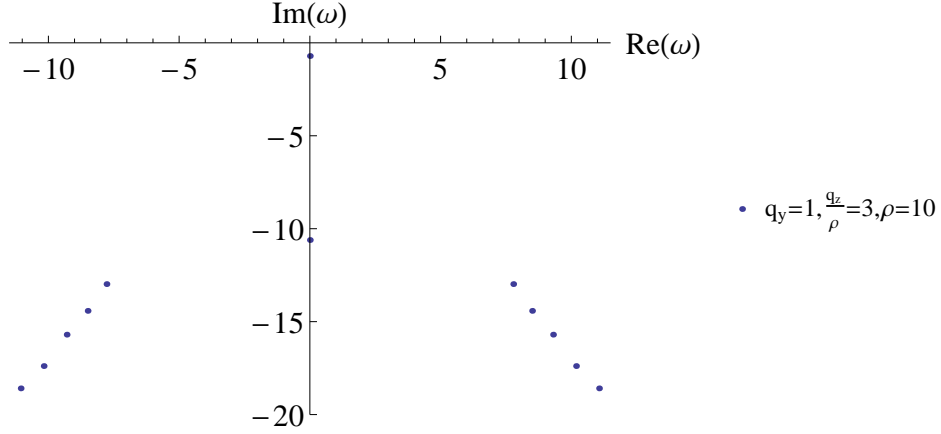


Figure 14: QNM plot for $Z(v)$ and $\tilde{Z}(v)$ mode with both momentum turned on, $q_y = 1$, $\frac{q_z}{\rho} = 3$, $\rho = 10$

are no well defined quasi particles, the temperature plays the role of the mean free path, since it is the only scale which characterizes the equilibrium configuration.

For systems we are interested in the fundamental variables of fluid mechanics will be the four velocity u^μ and temperature T . To get the equations of fluid mechanics one expands the stress energy tensor in terms of these variables in a derivative expansion and obtains the constitutive relation. Then using the equations of momentum-energy conservation,

$$\partial_\mu T^{\mu\nu} = 0, \quad (6.1)$$

or their generalization in the presence of forcing functions, leads to the equations of fluid mechanics.

In the anisotropic case, the equilibrium configuration is characterized by two scales, the temperature, T , and the length of the vector ξ . From eq.(3.5) and eq.(2.7) we see that

$$|\xi| = \rho. \quad (6.2)$$

We will take the spatial-temporal gradients to be small compared to both T, ρ . In such situations the stress energy tensor can be written in a derivative expansion,

$$T_{\mu\nu} = T_{\mu\nu}^{(0)} + T_{\mu\nu}^{(1)} + \dots, \quad (6.3)$$

where the superscript 0, 1 indicate terms with no and one derivative respectively and the ellipses stand for higher derivative terms.

At zeroth order the constitutive relation takes the form,

$$T^{(0)\mu\nu} = \epsilon u^\mu u^\nu + P(\eta^{\mu\nu} + u^\mu u^\nu) + f \hat{\xi}^\mu \hat{\xi}^\nu, \quad (6.4)$$

where

$$\hat{\xi}^\mu \equiv \xi^\mu + (u \cdot \xi) u^\mu, \quad (6.5)$$

and u^μ is the four velocity of the fluid at any point in spacetime. Note that the three terms on the RHS of eq.(6.4) are the most general we can write down, keeping in mind the fact that the rotational anisotropy of the equilibrium situation is characterized by a single vector, ξ . We have also imposed that stress tensor satisfies the condition

$$T^\mu_\nu u^\nu = \epsilon u^\mu. \quad (6.6)$$

This can be taken as the definition of u^μ , namely that it is the timelike eigenvector of T^μ_ν , with norm, $u^2 = -1$, and ϵ is the corresponding eigenvalue. The three coefficients, ϵ, P, f in eq.(6.4) depend in general on the three independent scalars in the problem, T, ρ , and also, $u \cdot \xi$. On imposing the symmetry that $T^{\mu\nu}$ is invariant under $\xi \rightarrow -\xi$, we learn that ϵ, P, f are even functions of $u \cdot \xi$.

We see that the form in eq.(6.4) agrees with eq.(3.20) after noting that in section 3.1 we considered situations where

$$u \cdot \xi = 0, \quad (6.7)$$

and therefore, $\hat{\xi}^\mu = \xi^\mu$. Due to eq.(6.7), ϵ, P, T , were found to be functions of T, ρ alone in section 3.1.

Going beyond leading order is now conceptually straightforward. For example, to obtain $T^{(1)\mu\nu}$ one writes down all the independent terms of the appropriate tensorial type involving T, ξ^μ, u^μ and one derivative. The coefficients of these terms, which are the analogue of ϵ, P, f above are functions of $T, \rho, u \cdot \xi$. In practice though this is quite complicated because in the absence of rotational invariance the number of independent terms proliferate. As discussed in appendix B there are 10 independent terms¹¹ which can appear in $T^{(1)\mu\nu}$, eq.(B.12).

In a translationally invariant system the stress-energy would be conserved and the

¹¹It turns out that for the specific system at hand, the number of independent terms is smaller, as discussed in appendix(B). The trace conditions as discussed in eq.(B.14), eq.(B.15), cuts down the number of independent terms to 8. Further equilibrium consideration, reduces the number of transport coefficients to even smaller number. See discussion around eq.(B.16).

equations of fluid mechanics would follow from demanding that

$$\partial_\mu T^{\mu\nu} = 0, \quad (6.8)$$

where we would substitute for $T^{\mu\nu}$ in terms of u^μ , T , ξ^μ using the constitutive relation.

For a forced system the forcing terms would appear on the right hand side of the equation above. For example with the dilaton turned on one gets

$$\partial_\mu T^{\mu\nu} = \langle O \rangle \partial^\nu \phi, \quad (6.9)$$

where $\langle O \rangle$ is the expectation value of the operator dual to the dilaton.

Due to this complication, for the forced system at hand, we must also consider the behavior of $\langle O \rangle$ when studying the stress tensor. We can write, in a similar fashion to eq.(6.3) in a gradient expansion

$$\langle O \rangle = \langle O \rangle^{(0)} + \langle O \rangle^{(1)} + \langle O \rangle^{(2)} + \dots, \quad (6.10)$$

where the superscripts, 0, 1, 2, indicate the order of the derivative expansion. Next, we need to expand $\langle O \rangle^{(n)}$ in terms of scalar terms involving u^μ , T and the required number of derivatives. Inserting this expansion on the RHS of eq.(6.9) would give the required equations of fluid mechanics for this dilaton system. Note that one needs to go upto $n = 2$ on the RHS of eq.(6.10) if $T^{\mu\nu}$ is being expanded upto 1st order for consistency in eq.(6.9).

In appendix B we carry out this procedure of expanding both $T^{(1)\mu\nu}$ and $\langle O \rangle$ upto $\mathcal{O}(\langle O \rangle^{(2)})$. As mentioned above 10 independent terms appear in the expansion of $T^{(1)\mu\nu}$ which takes the form,

$$T_{\mu\nu}^{(1)} = \sum_{i=1}^3 \zeta_i^a \tilde{P}_{\mu\nu} S_i^{(1)} + \sum_{i=1}^3 \zeta_i^b \hat{\xi}_\mu \hat{\xi}_\nu S_i^{(1)} + \sum_{i=1}^3 v_i (\hat{\xi}_\mu V_{i\nu}^{(1)} + \hat{\xi}_\nu V_{i\mu}^{(1)}) + \eta t_{\mu\nu}^{(1)}, \quad (6.11)$$

where S_i , $V_{i\nu}^{(1)}$, $t_{\mu\nu}^{(1)}$ refer to scalar, vector and tensor terms which are defined in eq.(B.3), eq.(B.4), eq.(B.5). Similarly, 5 terms appear in the expansion of $\langle O \rangle^{(1)}$. And 20 independent terms appear in $\langle O \rangle^{(2)}$. Let us also mention that both the coefficients which appear in $T^{(1)\mu\nu}$ and in the expansion of $\langle O \rangle$ are in general functions of T , ρ , $u \cdot \xi$. This completes our discussion of the fluid mechanics in anisotropic driven systems in general.

Let us end this subsection with one comment. The constitutive relation for the stress tensor we have obtained in the anisotropic case is analogous to that for a superfluid, [40], with the role of $\hat{\xi}$ being played by the component of the superfluid velocity

orthogonal to the velocity of the normal fluid.

6.2 The Dilaton Driven System

We are now ready to apply these general considerations to the dilaton driven system of interest here. In principle, in this case, the dependence of the coefficients which appear in $T^{(1)}$ and also in $\langle O \rangle$ can be obtained by carrying out a complete analysis on the gravity side. But we will not carry out this analysis in detail here since it is quite complicated. Important constraints on various constraints arise, for example, close to extremality. These will be discussed further towards the end of this section and also in in appendix B.

To begin, in the next subsection we will focus on a very simple situation, free from many of the complications, which allows us to understand some of the physical consequences of the small viscosity we had found close to extremality above.

6.3 Flow between two plates

This situation arises when we consider the fluid to be enclosed between two parallel planes which are moving with a relative velocity to each other. This is a standard situation which is studied to understand the role of viscosity, see for example, section 17 in [48] and section 12.3 in [49]. We take the two plates to be separated along the z direction, this is the direction along which the dilaton varies in the gravity description, and it is therefore the direction along which rotational invariance is broken. The two plates are in the $x - y$ plane and taken to be infinite in extent, with the bottom plate, at $z = 0$ being at rest, and the top plate, at $z = L$ moving with a velocity v_0 along the x direction. See Fig.15. Usually, in such a situation a velocity gradient develops for the fluid, which in turn generates an off diagonal stress tensor proportional to the viscosity. As a result the fluid exerts a frictional force per unit area for example on the upper plate, and an opposing external force must be exerted on it to keep it moving at a constant velocity. This opposing force must then be also proportional to the viscosity and can be in fact used to measure it.

We would like to understand if the anisotropic fluid we are studying behaves similarly. In particular, whether the required force becomes anomalously small close to extremality, where as we saw in section 4 eq.(4.24) the component of viscosity η_{\perp} vanishes.

In the situation discussed above it is reasonable to assume at steady state that the only gradients are along the z direction. To simplify the analysis we will also assume that the velocity v_0 is small (compared to the speed of light), so that the flow is non-relativistic, and we will work to first order in the spatial velocities, $u^i, i = x, y, z$. We

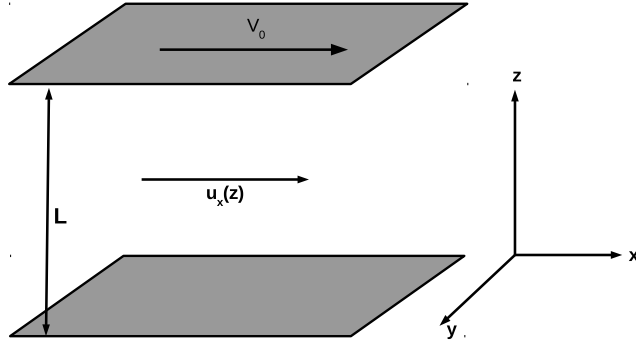


Figure 15: Fluid flow between two parallel plates separated in the z -direction by a distance L . The upper plate has velocity v_0 along the x -direction and the lower plate is at rest. The fluid generates a flow along x -direction with velocity $u_x(z)$.

will find that the Navier Stokes equations upto second order in the derivative expansion, are then all self consistently satisfied if

$$u^y = 0, \quad (6.12)$$

$$u^z = 0, \quad (6.13)$$

and if the temperature T is a constant independent of z . The Navier Stokes equations upto second order are

$$\partial_\mu (T^{(0)\mu\nu} + T^{(1)\mu\nu}) = (\langle O \rangle^{(1)} + \langle O \rangle^{(2)}) \xi^\nu. \quad (6.14)$$

With the ansatz made above for u^y, u^z, T one finds all the terms contributing to $\langle O \rangle^{(1)}, \langle O \rangle^{(2)}$ vanish. This is a tremendous simplification and essentially occurs because the flow we are considering has a shear nature making all the scalars S_i which appear in eq.(6.11) and in eq.(B.13), eq.(B.21) vanish. Also eq.(6.14) with $\nu = t, y, z$ are identically met to the required order. This leaves only the $\nu = x$ component of eq.(6.14). The only contribution to it comes from $T^{(1)xx}$, for which in turn we find that only the $V_{1\alpha}$ term is activated, eq.(6.11), see also appendix B eq.(B.25), resulting in the equation,

$$\partial_z^2 u_x = 0, \quad (6.15)$$

with solution

$$u_x = a z + b. \quad (6.16)$$

Due to the viscosity the fluid will acquire the velocity of the plates at the two ends in the steady state solution we are describing here. Imposing these two boundary conditions gives

$$u_x = v_0 \frac{z}{L}. \quad (6.17)$$

In fact this solution is the same as obtained for a more conventional isotropic fluid described in section 17 of [48]. Thankfully all the additional complications in the anisotropic case have dropped out for this simple fluid flow!

We can finally now evaluate the stress tensor for this solution. It is easy to see that the relevant component to determine the force on the plates is T^{xz} . One finds for the solution above, to the order we are working in, that $T^{(0)xz} = 0$ and thus

$$T^{\mu\nu} = T^{(1)xz} = v_1 \rho^2 \frac{v_0}{L}. \quad (6.18)$$

where we have used eq.(6.11). This, upto a possible sign, is the force per unit area exerted by the fluid on the plates. The force is a friction force, and should act in a direction to retard the relative motion of the plates. Using eq. (C.6) in appendix C to relate v_1 to η_\perp gives,

$$T^{(1)xz} = \eta_\perp \frac{v_0}{L}. \quad (6.19)$$

We see that analogous to the rotationally invariant fluid the force required to sustain the gradient flow is proportional to the viscosity. In particular, for the plates separated along the anisotropy direction z the relevant component of the viscosity is η_\perp . As noted in section 4 eq.(4.24) close to extremality this scales like $\eta_\perp \sim T^4/\rho$, and is much smaller than the entropy density, s . As a result, close to extremality the required force does become very small¹².

In the set up analyzed above the plates were separated along the z direction with a relative velocity along the x direction. Due to the breaking of rotational invariance other situations related to the one above by a rotation will behave differently. For example, taking the plates to be separated say along x with a relative velocity along y leads to a solution analogous to the one above. However, now the force is determined by η_\parallel , which close to extremality goes like $\eta_\parallel \sim T^2 \rho$, and is of order s and much bigger. A third configuration is where the plates are separated say along x direction but the plates move in the z direction. Analyzing this situation is more complicated.

¹²Note since gradients must be small compared to T , for fluid mechanics to be valid, this requires v_0/L to be sufficiently small.

6.4 More On Fluid Mechanics Close to Extremality

Having studied the simple situation above, let us now return to analyzing the fluid mechanics which arises close to extremality in our system in more generality.

For Lorentz invariant systems fluid mechanics can be thought of as an effective theory that governs the dynamics of Goldstone modes which arise by carrying out local boost transformations or local changes in temperature. A local boost gives rise to a locally varying four velocity, u^μ , starting from an equilibrium configuration. Combining this with a locally varying temperature gives rise to the 4 variables of fluid mechanics, u^μ, T with u^μ meeting the condition, $u^2 = -1$. Now for the the system at hand, when it is close to extremality, we see from the gravity description that the near horizon geometry is a black brane in $AdS_4 \times R$. Thus the boost symmetry along the z direction is broken, due to the linearly varying dilaton. This shows that the degrees of freedom in the near extremal fluid motion are only three, u^0, u^x, u^y , meeting the condition, $u^2 = -1$, and T . In particular, the fluid cannot move in the z direction, at least in the fluid mechanics approximation, and $u^z = 0$. Note that u^0, u^x, u^y, T are functions of t, x, y and z in general, since gradients along the z direction are allowed.

As a result of this observation

$$u \cdot \xi = 0 \tag{6.20}$$

for the fluid close to extremality and this leads to a some simplification in the constitutive relation and in the resulting equations of motion. It is worth emphasizing that even though the degrees of freedom have been reduced to 3 in number, the equations that the fluid must meet are still given by eq.(6.9), with $\nu = t, x, y, z$, and are 4 in number. Thus the fluid must satisfy one non-trivial constraint close to extremality. Ensuring that this additional equation is met would serve as an important check in a more detailed analysis of the coefficient functions etc.

Some of the consequences of these comments are worth mentioning in more detail. Eq.(6.20) and eq.(6.5) imply that $\hat{\xi} = \xi$. As a result, since ξ is a constant, $V_3^{(1)}$ in eq.(B.11) vanishes leading to the corresponding term in the constitutive relation eq.(6.11), and also in $\langle O \rangle^{(2)}$, eq.(B.21), being absent. Also, $S_4^{(1)}, S_5^{(1)}$ vanish, so the first order relations eq.(B.7) and eq.(B.8) imply important constraints on the fluid.

Let us end with two more observations¹³. First, an analysis of the hydrodynamic modes was carried out in detail in section 5, see also appendix E. Both for the case where q_z is turned on and q_y is turned on, one finds exactly 3 Goldstone modes in the limit when the momentum vanishes. Also, the functional forms of the hydrodynamic modes in this limit agree with that for the Goldstone modes obtained by changing T and carrying out boost along the x, y directions of the near extremal brane, in agreement

¹³We thank S. Minwalla for discussions related to these observations.

with the discussion above. Second, far from extremality when, $T/\rho \rightarrow \infty$, the black brane is approximately the AdS_5 Schwarzschild black brane and the fluid can clearly have a velocity along the z direction, and 4 degrees of freedom, including $u^z \neq 0$, must enter the fluid mechanics description. This is because there is an approximate Goldstone mode, with the boost along z being broken only mildly by the linearly varying dilaton in this limit. As T/ρ increases this breaking became more important until eventually when $T/\rho \rightarrow \infty$, close to extremality, the additional mode corresponding to boosts along z is no longer light and should not be kept in the low-energy fluid dynamics. More physically, one expects a drag force to bring the velocity along z direction to zero on a time scale faster than T , close to extremality. It would be interesting to investigate the change in behavior as T/ρ is varied in more detail.

7. String embeddings

The gravity-dilaton system we consider in this paper, with a negative cosmological constant, is well known to arise as a consistent truncation in string theory. The most famous example being that of IIB string theory in the $AdS_5 \times S^5$ background, which is dual to the $\mathcal{N} = 4$ SYM theory. Other examples are when the S^5 is replaced by some other Einstein Manifold. For example $T^{1,1}$, which is the base of the conifold, or orbifolds of S^5 . Thus it is easy to embed this system in string theory and/or supergravity.

However once this embedding is done one must also analyze the additional modes which arise in the full theory in addressing the question of stability, and this poses a non-trivial constraint, as we now discuss. In particular, for IIB theory on $AdS_5 \times S^5$, starting from the ten dim. SUGRA theory, one gets fields in the 5 dim. theory which arise after KK reduction on the S^5 and which carry non-trivial $SO(6)$ charge. These fields do not mix with the dilaton and 5 dim. graviton which are excited in the background black brane geometry we have analyzed above. If a mode of this type lies below the BF bound of the near horizon AdS_4 geometry present in the extremal or near extremal black brane, then the corresponding brane solution is unstable, as we show in appendix F. Now, actually a scalar field of this type does arise in the $AdS_5 \times S^5$ theory. It has a mass which in units of the AdS_5 radius is

$$m^2 L^2 = -4 \tag{7.1}$$

and therefore it saturates the BF bound for AdS_5 . In AdS_4 the condition for a scalar to lie above the BF bound is

$$m^2 L_4^2 \geq -9/4. \tag{7.2}$$

Using the relation eq.(2.19) between the AdS_4 and the AdS_5 radii we see that this scalar violates the BF bound of AdS_4 . This scalar field arises from the four-form and the metric with legs along the S^5 , and transforms as a 20 of $SO(6)$. It is the $k = 2$ mode in the series described in the first equation in eq.(2.34) of [50]. In the gauge theory this mode corresponds to the bilinear made from two scalars, $Tr(\phi^i \phi^j) - 1/6 \delta^{ij} Tr(\phi^i \phi^i)$.

The extremal or near extremal black branes, with $T/\rho \ll 1$, are therefore unstable in the IIB theory compactified on S^5 . As the temperature increases, the AdS_4 region disappears, when $T \sim \rho$, and the geometry of the black brane becomes more akin to an AdS_5 Schwarzschild. One expects that the instability will therefore disappear when $T \sim \rho$.

Let us note that the instability we have found above is akin to what was also found in [25] where extremal black branes with a linearly varying axion field was considered.

It is easy to check that an unstable mode close to extremality is also present when the S^5 is replaced by an S^5/Z_N orbifold, and cannot be completely projected out. An instability also arises in the $T^{1,1}$ case where for e.g., there is a scalar with a mass meeting eq.(7.1), which is dual to the operator, $|A|^2 - |B|^2$, of dimension 2. The $T^{(1,1)}$ theory also has a scalar with mass $m^2 L^2 = -15/4$ which is dual to the scalar component of the chiral operator $Tr(AB)$ of dimension $3/2$. For the spectrum of IIB on $T^{(1,1)}$ see [51], we are using the notation of [52] for the operators in the field theory, see also [53].

It would be interesting to ask if there are compactifications where the S^5 is replaced by another suitable Einstein manifold for which there is no such instability. We leave this important question for the future.

8. Conclusions

In this paper we have analyzed a simple example of an anisotropic phase which arises when we consider a system of gravity coupled to the dilaton, with linearly varying boundary conditions for the dilaton. The dual description is that of a CFT which is subjected to linearly varying source term. The system actually breaks both rotational and translational invariance but it turns out that its behavior, as far as equilibrium thermodynamics is concerned, is in fact translationally invariant. We learn this from the gravity theory where the equilibrium configuration corresponds to a black brane at finite temperature. The back reaction of the dilaton breaks rotational invariance, but not translational invariance, since this back reaction depends on the gradient of the dilaton field which is constant for a linearly varying profile.

There is one dimensionless parameter, T/ρ , where T is the temperature and ρ the dilaton gradient, eq.(2.7), which characterizes this phase. The behavior in the

highly anisotropic case, when $T/\rho \rightarrow 0$, is especially interesting. In this limit the near-horizon geometry is given by an $AdS_4 \times R$ attractor, which manifestly breaks rotational invariance, and many properties of the phase can be understood from this near horizon geometry. We find in fact that some novel features arise in the transport coefficients on account of the anisotropy. The viscosity should now be thought of as a four index tensor, and has 5 independent coefficients in this case. One component, η_\perp , with spin 1 with respect to the unbroken $U(1)$ rotation subgroup, satisfies the relation, eq.(4.24) and its ratio η_\perp/s vanishes as $T/\rho \rightarrow 0$.

We carried out a fairly detailed, but not fully exhaustive, analysis of the quasi normal mode spectrum near extremality. All the modes we study are stable, with frequencies that have an imaginary part in the lower complex plane. This suggests that the system is in fact stable.

The system we analyze is quite analogous to the one studied in [30], [31], in which a linearly varying axion was considered in detail, and the subsequent paper [32] where it was also found that η_\perp violates the KSS bound.

In the latter part of the paper we turn to an analysis of the resulting fluid mechanics in some detail. We first show how to set up the equations of fluid mechanics, order by order in a derivative expansion, in a systematic manner. These provide us with the analogue of the Navier Stokes equations for an anisotropic driven system. In the absence of rotational symmetry the equations of fluid mechanics are much more complicated. We find that many more terms can appear in the constitutive relation for the stress tensor. For example, there are ten terms at first order in the derivative expansion, while in the rotationally invariant case only two terms are allowed out of which one, proportional to the bulk viscosity, vanishes for the conformally invariant case. Even more parameters, which originate from the forcing term due to the dilaton, enter in the resulting equations of forced fluid mechanics.

For the dilaton system at hand, on carrying out the fluid mechanics analysis for linearized perturbations as discussed in appendix D, and also by coupling the fluid to small metric perturbations, appendix C, we can relate some of the coefficients appearing in the fluid mechanics to components of the viscosity calculated from gravity; we also find various additional conditions that these coefficients must satisfy. In principle all coefficients etc which determine the fluid mechanics can be obtained by carrying out a more systematic derivative expansion on the gravity side as discussed in [54], [55],[23],[56], [57]. We leave such a complete analysis for the future.

Having formulated the fluid mechanics in general, we then apply it to study a simple situation where the fluid in the dilaton system is enclosed between two parallel plates which are separated by some distance and are moving with a relative velocity v_0 which is small (non relativistic). The equations simplify a lot in this situation and

the dependence on the many unknown coefficients drops out. Depending on how the plates are oriented we find that the frictional force exerted by the fluid on the plates is proportional to a different component of the viscosity. In particular, for an appropriate orientation this force can be made proportional to η_{\perp} and therefore very small close to extremality. As a result the fluid can slip past the plates with very little friction.

We have not found a string theory embedding of this system in which the black brane solution close to extremality is free from instabilities. In the case of IIB string theory on $AdS_5 \times S^5$, we found a mode which lies below the BF bound in the AdS_4 near horizon region thereby signaling an instability for the extremal and near-extremal cases. An instability is also present when the S^5 is replaced by an S^5/Z_N orbifold or by the base of the conifold, $T^{1,1}$. This instability should disappear as the temperature increases, and T becomes bigger than ρ . More generally, since we did not find any instabilities in the AdS_5 dilaton-gravity system, any instability would have to arise from the extra modes in the string embedding which could arise from KK reduction on an internal manifold. It would seem surprising, at least at first glance, if in the vast string landscape the masses of such modes cannot be made to lie about the BF bound of the AdS_4 near horizon spacetime. But of course one will only be sure with a concrete example in hand ¹⁴. As noted above, if the instability turns out to be a general feature close to extremality, it should still go away for $T \sim \rho$. It will not then be possible to make the viscosity to entropy ratio, for some components of the viscosity, arbitrarily small, but one can make it violate the KSS bound, eq.(1.1) by a fraction of order unity, analogous to [21], [22], [58], [59].

A natural expectation is that in strongly coupled systems the viscosity meets a bound

$$\eta/s \sim \mathcal{O}(1). \quad (8.1)$$

As explained in [15], [6] this expectation arises because for systems with weakly coupled quasiparticles

$$\frac{\eta}{s} \sim \frac{l_{mfp}}{\lambda_{deBroglie}}, \quad (8.2)$$

where $l_{mfp}, \lambda_{deBroglie}$ are the mean free path and the De Broglie wavelength of the quasi particles respectively. When the system becomes strongly coupled one expect that $l_{mfp} \sim \lambda_{deBroglie}$ leading to eq.(8.1). The violation we see in the anisotropic case, where the viscosity to entropy ratio can become parametrically small is striking in view of this expectation and begs for a better explanation. It is particularly important in light of this intuitive argument to try and find stable string embeddings for this system.

¹⁴We should note that in [33] similar behavior was found for the viscosity in the susy NS5-F1 system which is stable.

It is worth pointing out, in this context, that the diffusion lengths for the different hydrodynamic modes, whose dissipation is governed by different components of the viscosity, also become very different in the highly anisotropic limit. From subsection 5.2.2 we see that the diffusion length D_{\perp} of the mode described by eq.(5.18), eq.(5.19), eq.(5.20), and also appendix D.2, eq.(D.12), and appendix E.1.2 is given by

$$D_{\perp} = \frac{\eta_{\perp}}{\epsilon + P}. \quad (8.3)$$

While the diffusion length of the mode discussed in section 5.3, by eq.(5.31), eq.(5.33), eq.(5.34), and also appendix D.1, eq.(D.5), and appendix E.2.1,

$$D_{\parallel} = \frac{\eta_{\parallel}}{\epsilon + P}. \quad (8.4)$$

Here ϵ and P are the energy density and pressure in the $x - y$ plane, eq.(3.10) and eq.(3.16). In the highly anisotropic limit we find that

$$D_{\perp} = \frac{8\pi T}{3\rho^2}, \quad (8.5)$$

$$D_{\parallel} = \frac{1}{4\pi T}. \quad (8.6)$$

The modes with diffusion lengths D_{\perp}, D_{\parallel} carry momentum along the z direction and the $x - y$ directions respectively. Thus, we see that the externally applied dilaton gradient impedes the diffusion along the z direction which is singled out by the anisotropy, as opposed to the $x - y$ directions where rotational invariance is preserved. It would be worth understanding this behavior better in the field theory description itself.

Independent of further theoretical investigations along these lines, it will be interesting to ask whether there are strongly coupled anisotropic systems in nature, in which some components of the viscosity, when compared to entropy density, violate the KSS bound, eq.(1.1), as we find here. In the system we study the gravity hologram makes this possibility geometrically very clear. The near horizon geometry close to extremality is $AdS_4 \times R$, with z being the coordinate along R , and obviously breaks rotational invariance in the spatial directions. The 5 dimensional metric after KK reduction along the z direction gives rise to a 4 dim. metric, a gauge field and a scalar, and the different components of the viscosity correspond to the viscosity, related to metric perturbations in the lower dim. theory, the conductivity related to the gauge field, etc. These turn out to scale differently with temperature. This lesson is much more general and one expects it to be borne out in other situations as well where the near horizon geometry breaks rotational invariance. In fact, it is known to be true in various cases already

studied in the literature, including, [30], [31], [32], where the near horizon geometry close to extremality is of Lifshitz type, in [33] where it is $AdS_3 \times R^4 \times S^3$, and in [27], [28], [29] which is dual to the p wave superfluids¹⁵. This general behavior from the gravity side provides good motivation to ask about whether a small component of viscosity can arise in nature as well.

Another direction, would be to explore the behavior of viscosity, and more generally transport phenomenon, in other phases which are homogeneous but anisotropic. Such phases have been recently discussed in [11], [12], [13]. They do not preserve the usual translation symmetries in general, but a sort of generalized version of them in which the symmetry generators do not commute and their algebra can be classified using the Bianchi classification. The behavior of transport properties and the formulation of fluid mechanics in such phases are interesting open questions.

Finally, as was mentioned in the introduction, the study here extends the work in [23] where the forced fluid with a slowly varying dilaton was studied. We see that the rapidly varying situation, $\rho/T \rightarrow \infty$, is quite different and corresponds to an $AdS_4 \times R$ near horizon geometry which is quite distinct from that of the AdS_5 Schwarzschild geometry. It would be interesting to ask what happens if the system is similarly placed in a rapidly varying background metric. In some cases, for example when the spatial geometry is S^3 , one knows that the $T \rightarrow 0$ limit is quite different and the system undergoes a Hawking Page transition. It will be fascinating to study this question in more generality as well.

Acknowledgments

It is a pleasure to thank Sayantani Bhattacharyya, Sumit Das, Shouvik Datta, Nori Iizuka, Gautam Mandal, David Mateos, Krishna Rajagopal, Rajdeep Sensarma, Tadashi Takayanagi, Diego Trancanelli and Spenta Wadia for discussion. We especially thank Prithvi Narayan for discussions and collaboration for some of the work reported here, Jyotirmoy Bhattacharya for asking a key question about stability, and Shiraz Minwalla for several very illuminating discussions. We also thank Sean Hartnoll for sharing his mathematica notebook which helped us in our quasinormal mode analysis. AS acknowledges support from a Ramanujan fellowship, Government of India. SPT acknowledges support from the DAE and the J. C. Bose fellowship of the Government of India. Most of all we thank the people of India for generously supporting research in string theory.

¹⁵We note though that the stability analysis has not been carried out in all these cases.

A. Details of computing thermodynamic quantities using FG expansion

In this appendix we provide the details for the calculation of various thermodynamic quantities like energy, pressure and entropy using the Fefferman-Graham (FG) expansion.

A.1 Low anisotropy regime: $\rho/T \ll 1$

We expand the metric coefficients in eq.(2.16) near the boundary upto quartic order in ρ/T .

$$\begin{aligned} A(u)|_{u \rightarrow \infty} &= u^2 - \frac{\rho^2}{12} - \frac{1}{u^2} \left(u_H^2 - \frac{u_H^2 \rho^2}{12} - \frac{\rho^4}{216} - \frac{\pi \rho^4}{144} \right) - \frac{\rho^4}{72u^2} \log\left[\frac{8u_H}{u}\right], \\ B(u)|_{u \rightarrow \infty} &= u^2 - \frac{\rho^2}{12} + \frac{1}{u^2} \left(\frac{u_H^2 \rho^2}{24} + \frac{7\rho^4}{864} \right) - \frac{\rho^4}{72u^2} \log\left[\frac{2u_H}{u}\right], \\ C(u)|_{u \rightarrow \infty} &= u^2 + \frac{\rho^2}{6} - \frac{1}{u^2} \left(\frac{u_H^2 \rho^2}{12} + \frac{\rho^4}{432} \right) + \frac{\rho^4}{36u^2} \log\left[\frac{2u_H}{u}\right], \end{aligned} \quad (\text{A.1})$$

We move to the standard FG coordinates using the coordinate transformation

$$u = \frac{1}{v} + \frac{\rho^2}{48}v + \frac{864u_H^4 - 72u_H^2\rho^2 - (7 + 6\pi - 36\log[2])\rho^4}{6912}v^3 + \frac{\rho^4}{576}v^3 \log[vu_H], \quad (\text{A.2})$$

to obtain

$$\begin{aligned} g_{tt} &= -1 + \frac{\rho^2}{24}v^2 + \left(\frac{3u_H^4}{4} - \frac{7\rho^4}{2304} - \frac{\rho^2 u_H^2}{16} - \frac{\pi \rho^4}{192} + \frac{\rho^4 \log[2]}{32} \right)v^4 + \frac{\rho^4}{96}v^4 \log[vu_H], \\ g_{xx} = g_{yy} &= 1 - \frac{\rho^2}{24}v^2 + \left(\frac{u_H^4}{4} + \frac{u_H^2 \rho^2}{48} + \frac{5\rho^4}{768} - \frac{\pi \rho^4}{576} - \frac{\rho^4 \log[2]}{288} \right)v^4 - \frac{\rho^4}{96}v^4 \log[vu_H], \\ g_{zz} &= 1 + \frac{5\rho^2}{24}v^2 + \left(\frac{u_H^4}{4} - \frac{5u_H^2 \rho^2}{48} - \frac{\rho^4}{256} - \frac{\pi \rho^4}{576} + \frac{11\rho^4 \log[2]}{288} \right)v^4 + \frac{\rho^4}{32}v^4 \log[vu_H], \end{aligned} \quad (\text{A.3})$$

Using eq.(A.3) in eq.(3.36) we obtain

$$\begin{aligned} \langle T_{tt} \rangle &= \epsilon = \frac{N_c^2}{1536\pi^2} (576u_H^4 - 48u_H^2\rho^2 + (-3 - 4\pi + 24\log[2])\rho^4), \\ \langle T_{xx} \rangle &= P_x = P_y = P = \frac{N_c^2}{4608\pi^2} (576u_H^4 + 48u_H^2\rho^2 + (17 - 4\pi - 8\log[2])\rho^4), \\ \langle T_{zz} \rangle &= P_z = \frac{N_c^2}{9216\pi^2} (576u_H^4 - 240u_H^2\rho^2 + (-19 - 4\pi + 88\log[2])\rho^4), \end{aligned} \quad (\text{A.4})$$

The near horizon form of the metric in eq.(2.16) is

$$\begin{aligned}
A(u) &= (u - u_H) \left(\frac{\rho^4(2 - \pi + \log(16))}{144u_H^3} - \frac{\rho^2}{6u_H} + 4u_H \right) + \mathcal{O}(u - u_H)^2 \\
B(u) &= \frac{\rho^4 (6(1 + 7\log^2(2) + \log(4)) - \pi(6 + \pi)) + 1728u_H^4 - 144\rho^2 u_H^2 \log(2)}{1728u_H^2} \\
&\quad + \mathcal{O}(u - u_H)^1 \\
C(u) &= \frac{\rho^4 ((\pi - 3)\pi - 6(\log(4) - 1)^2) + 864u_H^4 + 144\rho^2 u_H^2 \log(2)}{864u_H^2} + \mathcal{O}(u - u_H)^1
\end{aligned} \tag{A.5}$$

The temperature, defined in eq.(2.12), is then given by

$$T = \frac{1}{4\pi} \left(\frac{\rho^4(2 - \pi + \log(16))}{144u_H^3} - \frac{\rho^2}{6u_H} + 4u_H \right), \tag{A.6}$$

Inverting this relation we can express

$$u_H = \pi T + \frac{\rho^2}{24\pi T} + \frac{-3 + \pi - 4\log[2]}{576\pi^3 T^3} \rho^4 + \mathcal{O}(\rho^6), \tag{A.7}$$

Using eq.(A.7) in eq.(A.4) we obtain the thermodynamic quantities as given in eq.(3.40), eq.(3.41) and eq.(3.42).

B. Details of derivative expansion in anisotropic fluid dynamics

In section 6 we studied the fluid mechanics for an anisotropic phase, characterized by the vector ξ_μ , eq.(3.5), upto second order in derivative expansion. As it was mentioned, for a consistent analysis, following eq.(6.9), we need to consider $T_{\mu\nu}$ upto first order in derivative expansion, eq.(6.3), and $\langle O \rangle$ upto second order in derivative expansion, eq.(6.10). In this appendix we will carry out a more detailed analysis of this derivative expansion for both $T_{\mu\nu}$ and $\langle O \rangle$.

The main strategy for carrying out the derivative expansion is to consider the basic fluid dynamic variables at our disposal, *e.g.* T , $\hat{\xi}_\mu$ and u_μ along with their derivatives to construct all possible scalar, vector and tensorial quantities at higher orders

It will be useful for our discussion below to define the quantity

$$\tilde{P}^{\mu\nu} = \eta^{\mu\nu} + u^\mu u^\nu - \frac{1}{\hat{\xi}^2} \hat{\xi}^\mu \hat{\xi}^\nu, \tag{B.1}$$

which is the projector onto a plane perpendicular to both u_μ and $\hat{\xi}_\mu$, *i.e.*,

$$\tilde{P}^{\mu\nu} u_\mu = \tilde{P}^{\mu\nu} \hat{\xi}_\mu = 0. \quad (\text{B.2})$$

As it has been already mentioned, at zeroth order of derivative expansion, the possible scalars are¹⁶ T , ρ and $\hat{\xi}^2$. Similarly the possible vectors are u_μ and $\hat{\xi}_\mu$ and the possible tensors are $\eta_{\mu\nu}$, $u_\mu u_\nu$ and $\hat{\xi}_\mu \hat{\xi}_\nu$.

At first order in derivatives we see that there are five possible scalars made out of combining zeroth order quantities and their derivatives. We denote them as S_i , for $i = 1, \dots, 5$,

$$\begin{aligned} S_1^{(1)} &= \partial \cdot u, & S_2^{(1)} &= (u \cdot \partial) T, & S_3^{(1)} &= (\hat{\xi} \cdot \partial) T, \\ S_4^{(1)} &= (u \cdot \partial)(\hat{\xi} \cdot \hat{\xi}), & S_5^{(1)} &= (\hat{\xi} \cdot \partial)(\hat{\xi} \cdot \hat{\xi}). \end{aligned} \quad (\text{B.3})$$

The vectors, denoted as $V_{i\alpha}$ for $i = 1, 2, 3, 4$, are

$$\begin{aligned} V_{1\alpha}^{(1)} &= \tilde{P}_{\alpha\nu} (\hat{\xi} \cdot \partial) u^\nu, & V_{2\alpha}^{(1)} &= \tilde{P}_{\alpha\nu} \partial^\nu T, \\ V_{3\alpha}^{(1)} &= \tilde{P}_{\alpha\nu} \partial^\nu (\hat{\xi} \cdot \hat{\xi}), & V_{4\alpha}^{(1)} &= \tilde{P}_{\alpha\nu} (u \cdot \partial) u^\nu. \end{aligned} \quad (\text{B.4})$$

Similarly the tensors at first order in derivatives are,

$$t_{\mu\nu}^{(1)} = \tilde{P}_\mu^\alpha \tilde{P}_\nu^\beta (\partial_\alpha u_\beta + \partial_\beta u_\alpha - \eta_{\alpha\beta} \tilde{P}^{\lambda\gamma} \partial_\lambda u_\gamma) \quad (\text{B.5})$$

Therefore upto first order in derivatives $T_{\mu\nu}^{(1)}$ and $\langle O \rangle^{(1)}$ can be written as,

$$\begin{aligned} T_{\mu\nu}^{(1)} &= \sum_{i=1}^5 \zeta_i^a \tilde{P}_{\mu\nu} S_i^{(1)} + \sum_{i=1}^5 \zeta_i^b \hat{\xi}_\mu \hat{\xi}_\nu S_i^{(1)} + \sum_{i=1}^4 v_i (\hat{\xi}_\mu V_{i\nu}^{(1)} + \hat{\xi}_\nu V_{i\mu}^{(1)}) + \eta t_{\mu\nu}^{(1)}, \\ \langle O \rangle^{(1)} &= \sum_{i=1}^5 \zeta_i^c S_i^{(1)} \end{aligned} \quad (\text{B.6})$$

where ζ_i^a , ζ_i^b , v_i , η are various transport coefficients and ζ_i^c 's are arbitrary forcing coefficients which in principle can be determined from gravity.

Independent Data upto first order in derivatives:

In eq.(B.3) we have written all the possible scalars that can be obtained from

¹⁶Note that we are considering $\hat{\xi}^2$ as the scalar quantity in place of $u \cdot \xi$, but from eq.(6.5) it is easy to see that they are related

$$\hat{\xi}^2 = \rho^2 + (u \cdot \xi)^2.$$

zeroth order quantities and their derivatives. We can further make use of the equation of motion in eq.(6.9) to relate some of them in terms of others and obtain the independent datas. Upto first order in derivative expansion, using $T_{\mu\nu}$ upto zeroth order from eq.(6.4) and $\langle O \rangle^{(1)}$ upto first order in derivatives from eq.(B.6), we get the the scalar relation by projecting eq.(6.9)¹⁷ along $\hat{\xi}_\mu$

$$(\epsilon + P)\hat{\xi}_\nu(u.\partial)u^\nu + (\hat{\xi}.\partial)P + \hat{\xi}^2(\hat{\xi}.\partial)f + f\hat{\xi}^2(\partial.\hat{\xi}) + \frac{1}{2}f(\hat{\xi}.\partial)\hat{\xi}^2 = \hat{\xi}.\xi \sum_{i=1}^5 \zeta_i^c S_i^{(1)} \quad (\text{B.7})$$

where $(\epsilon + P)\hat{\xi}_\nu(u.\partial)u^\nu$ and $f(\hat{\xi}.\partial)\hat{\xi}^2$ can be expressed in terms of the scalars mentioned in eq.(B.3).

Similarly projecting eq.(6.4) along u_μ we obtain the second scalar relation,

$$-(\epsilon + P)(\partial.u) - (u.\partial)(\epsilon + P) + (u.\partial)P + fu_\nu(\hat{\xi}.\partial)\hat{\xi}^\nu = u.\xi \sum_{i=1}^5 \zeta_i^c S_i^{(1)} \quad (\text{B.8})$$

Thus we have obtained two scalar relation between all the five scalars given in eq.(B.3). Hence there will be three independent scalars at the first order in derivatives. We can make a choice to work with the independent scalars as

$$S_1^{(1)} = \partial.u, \quad S_2^{(1)} = (u.\partial)T, \quad S_3^{(1)} = (\hat{\xi}.\partial)T \quad (\text{B.9})$$

Similarly projecting eq.(6.9) with $\tilde{P}_{\mu\nu}$ along the directions perpendicular to both ξ_μ , u_μ , we obtain a vector relation between V_2^μ and V_4^μ

$$(\epsilon + P)\tilde{P}_\nu^\alpha(u.\partial)u^\nu + \tilde{P}_\nu^\alpha\partial^\nu P + f\tilde{P}_\nu^\alpha(\hat{\xi}.\partial)\hat{\xi}^\nu = 0 \quad (\text{B.10})$$

Therefore we make a choice to work with the three independent vectors as

$$V_{1\alpha}^{(1)} = \tilde{P}_{\alpha\nu}(\hat{\xi}.\partial)u^\nu, \quad V_{2\alpha}^{(1)} = \tilde{P}_{\alpha\nu}\partial^\nu T, \quad V_{3\alpha}^{(1)} = \tilde{P}_{\alpha\nu}\partial^\nu(\hat{\xi}.\hat{\xi}). \quad (\text{B.11})$$

Upto first order in derivatives then we write $T_{\mu\nu}^{(1)}$ in terms of independent scalars, vectors and tensors as,

$$T_{\mu\nu}^{(1)} = \sum_{i=1}^3 \zeta_i^a \tilde{P}_{\mu\nu} S_i^{(1)} + \sum_{i=1}^3 \zeta_i^b \hat{\xi}_\mu \hat{\xi}_\nu S_i^{(1)} + \sum_{i=1}^3 v_i (\hat{\xi}_\mu V_{i\nu}^{(1)} + \hat{\xi}_\nu V_{i\mu}^{(1)}) + \eta t_{\mu\nu}^{(1)}, \quad (\text{B.12})$$

¹⁷Notice that in eq.(6.9) on the RHS $\partial_\nu \phi = \xi_\nu$ and not $\hat{\xi}_\nu$.

and also for $\langle O \rangle^{(1)}$ as

$$\langle O \rangle^{(1)} = \sum_{i=1}^3 \zeta_i^c S_i^{(1)}. \quad (\text{B.13})$$

Note that there are 10 independent terms in eq.(B.12).

Actually there are important relations which reduce the number of independent coefficients among the ten terms that appear in eq.(B.12) and also among the coefficients that appear in eq.(B.13). We discuss these in some detail now. As far as the coefficients in eq.(B.12) are concerned, the first order stress tensor should meet the condition

$$T^{(1)\mu}_{\mu} = 0. \quad (\text{B.14})$$

This follows from the fact that the full stress tensor must meet the trace anomaly condition given in eq.(3.39), which is already satisfied by the zeroth order stress tensor. In addition, if one is close to extremality, $T/\rho \ll 1$, we can think of the system as a state in AdS_4 and $T^{(1)\mu}_{\mu}$ must also meet the condition

$$T^{(1)t}_t + T^{(1)x}_x + T^{(1)y}_y = 0. \quad (\text{B.15})$$

This is analogous to the conditions that $\delta\epsilon, \delta P, \delta P_z$ were found to satisfy in section 3.2. These two conditions will result in two relations between the 10 parameters in eq.(B.12), so that the number of independent transport coefficients close to extremality will be 8.

In addition, it further turns out that, equilibrium consideration also impose conditions reducing the number of independent coefficients in eq.(B.12). At equilibrium, following [40], one can write down three terms in partition function at first order

$$\xi^i \partial_i \hat{T}, \quad \nabla_i \xi^i, \quad \xi_i \partial^i (\xi \cdot \xi), \quad (\text{B.16})$$

where \hat{T} is given in eq.(3.6), $\xi_\mu = \{0, 0, 0, \rho\}$ as defined in eq.(3.5) and index i denote spatial directions x, y, z . Note that ξ_μ is a constant vector. This implies that the third term in eq.(B.16) is zero. The second term $\nabla \cdot \xi$ in eq.(B.16) can be related to first term $\xi \cdot \partial \hat{T}$ by integration by parts. So, there is only one non-dissipative term. While we do not go into details here, these consideration further reduces the number of independent transport coefficients.

As far as the coefficients in eq.(B.13) are concerned, it turns out that ζ_1^c, ζ_2^c must vanish. This can be argued as follows. From the gravity theory it can be easily seen that there must be solutions for which $u^z = 0$ and the remaining components of the velocity, u^0, u^x, u^y and T are independent of z . It is easy to see that such a solution

must satisfy the equation

$$\partial^\mu T_{\mu z}^{(0)} = 0. \quad (\text{B.17})$$

One the other hand, the equations of motion, eq.(6.9), to this order gives

$$\partial^\mu T_{\mu z}^{(0)} = \langle O \rangle^{(1)} \rho. \quad (\text{B.18})$$

On comparing with eq.(B.17) we see that $\langle O \rangle^{(1)}$ must vanish for any such solution. Since $S_1^{(1)}, S_2^{(1)}$ do not vanish in general for such solutions it follows that

$$\zeta_1^c = \zeta_2^c = 0. \quad (\text{B.19})$$

Having discussed the constraints on the coefficients in eq.(B.12) and eq.(B.13) we are ready to proceed with our discussion of the equations of fluid mechanics to second order in the derivative expansion. This requires information about $\langle O \rangle^{(2)}$, for which in turn we need to know the possible scalars upto second order in derivatives. They can be obtained using the independent first order quantities and their derivatives as follows

$$\begin{aligned} S_i^{(2)} \Rightarrow & \quad t_{\mu\nu} t^{\mu\nu}, \\ & \quad V_{i\mu}^{(1)} V_j^{(1)\mu}, \text{ for } i, j = 1, \dots, 3, \\ & \quad S_i^{(1)} S_j^{(1)}, \text{ for } i, j = 1, \dots, 3, \\ & \quad \partial_\mu V_i^{(1)\mu}, \text{ for } i = 1, \dots, 3, \\ & \quad (\hat{\xi} \cdot \partial) S_i^{(1)}, \text{ for } i = 1, \dots, 3, \\ & \quad (u \cdot \partial) S_i^{(1)}, \text{ for } i = 1, \dots, 3, \end{aligned} \quad (\text{B.20})$$

Upto second order in derivatives we then obtain

$$\begin{aligned} \langle O \rangle^{(2)} = & n_1^{(2)} t_{\mu\nu} t^{\mu\nu} + \sum_{i,j=1}^3 n_{2ij}^{(2)} V_{i\mu}^{(1)} V_j^{(1)\mu} + \sum_{i,j=1}^3 n_{3ij}^{(2)} S_i^{(1)} S_j^{(1)} \\ & + \sum_{i=1}^3 n_{4i}^{(2)} \partial_\mu V_i^{(1)\mu} + \sum_{i=1}^3 n_{5i}^{(2)} (\hat{\xi} \cdot \partial) S_i^{(1)} + \sum_{i=1}^3 n_{6i}^{(2)} (u \cdot \partial) S_i^{(1)} \end{aligned} \quad (\text{B.21})$$

with $n_i^{(2)}$'s being arbitrary coefficients and they are 22 in number.

Note that following our discussion above for the quantities at first order in derivatives we can also use the equation of motion to show that the scalars at second order in derivative listed in eq.(B.21) are not all independent. As it turns out, at second order in derivatives projecting eq.(6.9) along both u_μ and ξ_μ , 2 of them can be ex-

pressed in terms of the other 20. So, there are 20 independent scalars at second order in derivatives.

Once we have obtained $T_{\mu\nu}^{(1)}$, $\langle O \rangle^{(1)}$ and $\langle O \rangle^{(2)}$, eq.(6.9) is also known to us explicitly upto second order in derivatives.

B.1 Consistent fluid configuration for the flow between two plates

In subsection 6.3 we considered a specific example of a fluid flowing between two plates separated along the z -direction. We considered non-relativistic fluid flow along the x -direction with velocity $u_x(z)$ and having no components along the other two spatial directions, *i.e.* y, z . In this subsection we argue in some more detail that the specific fluid configuration we considered is a consistent solution of the equation of hydrodynamics eq.(6.9), working to first order in the fluid velocity $u_x(z)$. Let us write the fluid velocity in the form

$$u_\mu = \{-1, 0, 0, 0\} + \lambda \{0, u_x(z), 0, 0\} \quad (\text{B.22})$$

where $\lambda \ll 1$ is a small parameter signifying that the fluid velocity is small and consistent with non-relativistic fluid flow. As already mentioned we will work upto the linear order in λ , *i.e.* $\mathcal{O}(\lambda)$.

The anisotropy vector ξ_μ is given in eq.(3.5). We also consider the situation where the temperature T is a constant.

For this fluid configuration the stress energy tensor in zeroth order of derivatives, in eq.(6.4), becomes upto $\mathcal{O}(\lambda)$,

$$T_{\mu\nu}^{(0)} = \begin{pmatrix} \epsilon & -\lambda(P + \epsilon)u_x(z) & 0 & 0 \\ -\lambda(P + \epsilon)u_x(z) & P & 0 & 0 \\ 0 & 0 & P & 0 \\ 0 & 0 & 0 & f\rho^2 + P \end{pmatrix} \quad (\text{B.23})$$

At first order in derivatives all the independent scalars S_i , for $i = 1, 2, 3, 4, 5$, defined in eq.(B.9), vanishes upto $\mathcal{O}(\lambda)$ for this particular fluid configuration. Similarly, the tensor $t_{\mu\nu}$, defined in eq.(B.5) also vanishes upto $\mathcal{O}(\lambda)$. Among the vectors $V_{i\alpha}$ for $i = 1, 2, 3$, defined in eq.(B.11), only $V_{1\alpha}$ contributes,

$$V_{1\alpha} = \{0, \lambda \rho u'_x(z), 0, 0\} \quad (\text{B.24})$$

Therefore the stress energy tensor in first order in derivatives becomes upto $\mathcal{O}(\lambda)$,

$$T_{\mu\nu}^{(1)} = \begin{pmatrix} 0 & 0 & 0 & 0 \\ 0 & 0 & 0 & \lambda v_1 \rho^2 u'_x(z) \\ 0 & 0 & 0 & 0 \\ 0 & \lambda v_1 \rho^2 u'_x(z) & 0 & 0 \end{pmatrix} \quad (\text{B.25})$$

and also

$$\langle O \rangle^{(1)} = 0 \quad (\text{B.26})$$

It turns out that the scalars at second order in derivative, given in eq.(B.20), vanish upto $\mathcal{O}(\lambda)$. Therefore,

$$\langle O \rangle^{(2)} = 0 \quad (\text{B.27})$$

Therefore eq.(6.9) upon using eq.(B.23), eq.(B.25), eq.(B.26) and eq.(B.27) reduces to eq.(6.15).

C. Kubo analysis

In the previous subsection B.1, we have seen how the system behaves under the perturbation of velocity configuration of the fluid. The aim of this section is to study response of the system under background metric fluctuations. At the end of this analysis, we will be able to identify various two point functions of stress tensors which in the limit of small frequency gives various transport coefficients. This is known by the name of the Kubo formula.

Let us consider the perturbed metric to be given by

$$g_{\mu\nu} = \eta_{\mu\nu} + h_{\mu\nu}(t) \quad (\text{C.1})$$

where we will work upto linear order in metric fluctuation $h_{\mu\nu}$. Under this perturbation, the zeroth order stress tensor eq.(6.4) is given by

$$T_{\mu\nu}^{(0)} = \begin{pmatrix} 2\epsilon + P h_{tt}(t) & P h_{xt}(t) & P h_{yt}(t) & P h_{zt}(t) \\ P h_{xt}(t) & 2P(h_{xx}(t) + 1) & P h_{xy}(t) & P h_{xz}(t) \\ P h_{yt}(t) & P h_{xy}(t) & 2P(h_{yy}(t) + 1) & P h_{yz}(t) \\ P h_{zt}(t) & P h_{xz}(t) & P h_{yz}(t) & 2(f\rho^2 + P) + P h_{zz}(t) \end{pmatrix} \quad (\text{C.2})$$

The first order stress tensor eq.(B.12) takes a more complicated form. In fact additional terms, with new coefficients, can now appear in its constitutive relation which vanish in the flat space limit. An example is the term

$$\delta T_{\mu\nu}^{(1)} = \zeta_6^a \tilde{P}_{\mu\nu}(\nabla \cdot \hat{\xi}). \quad (\text{C.3})$$

In the fourier space with $h_{\mu\nu}(t) = \int \frac{dt}{2\pi} h_{\mu\nu}(\omega) e^{-i\omega t}$ the first order stress tensor is given by

$$\begin{aligned}
T_{xy}^{(1)}(\omega) &= -\frac{1}{2} i \omega \eta h_{xy}(\omega) \\
T_{xz}^{(1)}(\omega) &= -\frac{1}{2} i \omega v_1 \rho^2 h_{xz}(\omega) \\
T_{yz}^{(1)}(\omega) &= -\frac{1}{2} i \omega v_1 \rho^2 h_{yz}(\omega) \\
T_{tz}^{(1)}(\omega) &= 2i \omega v_3 \rho^3 h_{zz}(\omega) \\
T_{zz}^{(1)}(\omega) &= -\frac{1}{2} i \omega \zeta_1^b \rho^2 (h_{tt}(\omega) + h_{xx}(\omega) + h_{yy}(\omega) + h_{zz}(\omega)) + \dots \\
tr T^{(1)} &= \frac{T_{xx}^{(1)}(\omega) + T_{yy}^{(1)}(\omega)}{2} \\
&= -\frac{1}{2} i \omega \zeta_1^a (h_{tt}(\omega) + h_{xx}(\omega) + h_{yy}(\omega) + h_{zz}(\omega)) + \dots
\end{aligned} \tag{C.4}$$

where the ellipses denote contributions coming from the additional terms in the constitutive relation mentioned above which arise in curved space, e.g., eq.(C.3). We will not study the added complications due to such terms further in this paper and leave them for future.

We can now use eq.(C.4) to arrive at the Kubo's formula for various transport coefficients using eq.(3.7). This gives

$$\begin{aligned}
\lim_{\omega \rightarrow 0} \langle T_{xz}(\omega) T_{xz}(\omega) \rangle &= i \omega v_1 \rho^2 \\
\lim_{\omega \rightarrow 0} \langle T_{xy}(\omega) T_{xy}(\omega) \rangle &= i \omega \eta \\
\lim_{\omega \rightarrow 0} \langle T_{tz}(\omega) T_{zz}(\omega) \rangle &= -4i \omega v_3 \rho^3 \\
\lim_{\omega \rightarrow 0} \langle tr T(\omega) tr T(\omega) \rangle &= i \omega \zeta_1^a + \dots \\
\lim_{\omega \rightarrow 0} \langle T_{zz}(\omega) T_{zz}(\omega) \rangle &= i \omega \zeta_1^b + \dots
\end{aligned} \tag{C.5}$$

It might seem strange at first that the coefficient ζ_2^a , eq.(B.12) does not appear on the RHS above. However, as discussed in appendix B, after eq.(B.13), this coefficient is in fact not independent of the others.

Following our definition for η_\perp , η_\parallel in eq.(4.16), eq.(4.25) respectively, and comparing with first two relations in eq.(C.5) we obtain

$$\eta_\perp = v_1 \rho^2 \quad \text{and} \quad \eta_\parallel = \eta. \tag{C.6}$$

D. More on hydrodynamic modes

In this appendix we discuss the hydrodynamic modes in detail through a field theory analysis. For that we need to study the normal modes of the linearized hydrodynamic equations. These solutions behave as $e^{i(-\omega t + \vec{k} \cdot \vec{x})}$ and we will focus on the situation when $\omega \rightarrow 0$ as $k \rightarrow 0$.

We consider fluid mechanics in flat space with a metric

$$\eta_{\mu\nu} = \{-1, 1, 1, 1\}. \quad (\text{D.1})$$

The equation of hydrodynamics is given in eq.(6.9). We consider the stress energy tensor upto first order in derivative expansion, $T^{\mu\nu} = T_0^{\mu\nu} + T_1^{\mu\nu}$, where $T_0^{\mu\nu}$ is given in eq.(3.20) and $T_1^{\mu\nu}$ in (B.12). In what follows we consider various possible solutions for velocity field u^μ and temperature T , which are the dynamical variables of the fluid mechanics. We can divide the modes into two sector. Fluid fluctuations which depends on time coordinate t and one of the spatial direction say y . Another case that we might consider is that fluid fluctuations which depends on time coordinate t and z direction.

D.1 Fluid fluctuations as a function of t, y

- First we consider fluid configuration of the form

$$\begin{aligned} u_\mu &= u_\mu^0 + \{0, \delta u_x(t, y), 0, 0\} \\ T &= T_0. \end{aligned} \quad (\text{D.2})$$

with temperature and the background fluid velocity given by

$$\begin{aligned} T &= T_0 \\ u_\mu^0 &= \{-1, 0, 0, 0\} \end{aligned} \quad (\text{D.3})$$

where T_0 is constant. We expand $\delta u(t, y)$ in fourier modes as

$$\delta u(t, y) = \int dk_y d\omega \delta u(\omega, k_y) e^{-i\omega t + i k_y y} \quad (\text{D.4})$$

Demanding that there exists a nontrivial solution of eq.(6.9), one obtains

$$\omega = -i k_y^2 \frac{\eta_{\parallel}}{P_0 + \epsilon_0} \quad (\text{D.5})$$

where ϵ_0 and P_0 are values of energy density and pressure respectively at temperature $T = T_0$. Note that, in deriving eq.(D.5), we have used the fact that

δu is very very small compared to background velocity and temperature (u_μ^0 and $T = T_0$).

- We also consider fluid configuration of the form

$$\begin{aligned} u_\mu &= u_\mu^0 + \{0, 0, \delta u_y(t, y), 0\}. \\ T &= T_0 + \delta T(t, y) \end{aligned} \quad (\text{D.6})$$

For this case, we obtain two modes,

1. The first one as,

$$\omega = \pm k_y c_s + i \frac{\zeta_2^a}{2(\partial_T \epsilon)_0} k_y^2 - i k_y^2 \frac{\zeta_1^a + \eta_\parallel}{2(P_0 + \epsilon_0)} \quad (\text{D.7})$$

2. The other hydrodynamic mode is given by

$$\begin{aligned} i\omega (\zeta_2^c (P_0 + \epsilon_0) - \zeta_1^c (\partial_T \epsilon)_0) + k_y^2 (n_{4_2} + v_2) (P_0 + \epsilon_0) \\ + \omega^2 (n_{6_2} (P_0 + \epsilon_0) - n_{6_1} (\partial_T \epsilon)_0) = 0, \end{aligned} \quad (\text{D.8})$$

where ϵ_0 , P_0 , $(\partial_T \epsilon)_0$ are evaluated at temperature $T = T_0$. From the gravity analysis of section 5.3, we have seen that we have got only two hydrodynamic modes with momenta along y direction. As will be argued below eq.(E.41), we see that while eq.(D.7) has a interpretation from gravity analysis, there seem to exist no mode of the form presented in eq.(D.8). From eq.(B.19) we see that ζ_1^c, ζ_2^c vanish. The remaining conditions for this mode to not be present are then

$$\begin{aligned} v_2 + n_{4_2} &= 0 \\ n_{6_2} &= \frac{n_{6_1} (\partial_T \epsilon)_0}{(P_0 + \epsilon_0)}. \end{aligned} \quad (\text{D.9})$$

D.2 Fluid fluctuations as a function of t, z

- Let us consider fluid configuration of the form

$$\begin{aligned} u_\mu &= u_\mu^0 + \{0, \delta u_x(t, z), 0, 0\} \\ T &= T_0. \end{aligned} \quad (\text{D.10})$$

where T_0 and u_μ^0 given in eq.(D.3). Expanding $\delta u(t, z)$ similarly in fourier modes we get

$$\delta u_x(t, z) = \int dk_z d\omega \delta u_x(\omega, k_z) e^{-i\omega t + i k_z z} \quad (\text{D.11})$$

Further we demand that there exists a nontrivial solution of eq.(6.9) to obtain

$$\omega = -i k_z^2 \frac{v_1 \rho^2}{P_0 + \epsilon_0} = -i k_z^2 \frac{\eta_\perp}{P_0 + \epsilon_0}, \quad (\text{D.12})$$

where we have used eq.(C.6).

- Let us consider fluid configuration of the form

$$\begin{aligned} u_\mu &= u_\mu^0 + \{0, 0, 0, \delta u_z(t, z)\} \\ T &= T_0 + \delta T(t, z) \end{aligned} \quad (\text{D.13})$$

The hydrodynamic mode in this case is given by

$$\begin{aligned} &\rho^2 k_z^2 (f \rho^2 + P_0 + \epsilon_0) (\rho k_z (\zeta_3^b + n_{53}) - i \zeta_3^c) \\ &- i \omega^2 (\partial_T \epsilon)_0 (f \rho^2 + P_0 + \epsilon_0) - i \omega k_z \rho (\zeta_1^c (\partial_T \epsilon)_0 - \zeta_2^c (f \rho^2 + P_0 + \epsilon_0)) \\ &- \omega k_z^2 \rho^2 ((\zeta_2^b + n_{52} + n_{63}) (f \rho^2 + P_0 + \epsilon_0) - (\partial_T \epsilon)_0 (\zeta_1^b + n_{51})) \\ &+ \omega^2 k_z \rho (n_{62} (f \rho^2 + P_0 + \epsilon_0) - n_{61} (\partial_T \epsilon)_0) \\ &+ \rho^2 \omega k_z^2 ((\zeta_2^b + n_{52} + n_{63}) (f \rho^2 + P_0 + \epsilon_0) - (\partial_T \epsilon)_0 (\zeta_1^b + n_{51})) = 0. \end{aligned} \quad (\text{D.14})$$

Turning on momenta along z direction gives in the gravity side two hydrodynamic modes as discussed in section 5.2. We have identified eq.(D.12) with eq.(5.20). So, eq.(D.14) should be identified with eq.(5.28). In order to do that we need to assume that

$$\zeta_1^c = \zeta_2^c = \zeta_3^c = 0 \quad (\text{D.15})$$

which is consistent with eq.(B.19). Using this we obtain

$$\omega = -i \rho^2 k_z^2 \left(\frac{n_{51} + \zeta_1^b}{P_0 + \epsilon_0 + f \rho^2} - \frac{n_{52} + n_{63} + \zeta_2^b}{(\partial_T \epsilon)_0} \right) \quad (\text{D.16})$$

In order to match with eq.(5.28), we need to compute various transport coefficients appearing in eq.(D.16) in AdS_4 background. We leave this as a future exercise.

E. More on quasi normal modes

In this appendix we discuss in more detail the analysis for the spectrum of the quasi normal modes. We will provide the intermediate steps for the analysis in section 5.

E.1 Modes with $q_x, q_y = 0$

First we consider the situation when the modes have momentum turned on along the z -direction.

E.1.1 Spin 2

It was mentioned in subsection 5.2.1 that each of the modes h_{xy} and $(h_{xx} - h_{yy})/2$ satisfy decoupled equation of the form eq.(5.9). We considered the mode h_{xy} and for that the coefficient functions are given as

$$\begin{aligned} a(v) &= -\frac{16(1-v^3)^2\rho^2}{v^3}, \\ b(v) &= \frac{16(2-v^3-v^6)\rho^2}{v^4}, \\ c(v) &= \frac{96q^2(1-v^3) - 9v^2\rho^2\omega^2}{v^5}, \end{aligned} \tag{E.1}$$

We further decompose this mode as in eq.(5.11) and obtain

$$\gamma = \frac{3 + \sqrt{24\left(\frac{q}{\rho}\right)^2 + 9}}{2} \tag{E.2}$$

E.1.2 Spin 1

The mode $Z_1^{(1)}$ defined in eq.(5.18), also satisfies an equation of the form eq.(5.9) with the coefficient functions given as

$$\begin{aligned} a(v) &= 16\rho^2v^2(v^2-1)^2(32q^2(v^2-1) + 3\rho^2v^2\omega^2) \\ b(v) &= -32\rho^2v(v^2-1)\left(32q^2(v^2-1)^2 + 3\rho^2v^2(v^2-2)\omega^2\right) \\ c(v) &= 96\rho^2v^2(v^2-1)\omega^2(6q^2 + \rho^2v^2) + 1024q^2(v^2-1)^2(3q^2 + \rho^2v^2) \\ &\quad + 27\rho^4v^4\omega^4. \end{aligned} \tag{E.3}$$

Further decomposing this mode according to eq.(5.11) will give us

$$\gamma = \frac{3 + \sqrt{24 \left(\frac{q}{\rho}\right)^2 + 9}}{2} \quad (\text{E.4})$$

Hydrodynamic Mode:

We now proceed for the calculation of the hydrodynamic modes of the shear channel in the z direction. We will solve the equation perturbatively in the limit $q, \omega \rightarrow 0$ and expand only upto the linear order in q, ω . For this we introduce ϵ such that $q \rightarrow \epsilon q$, $\omega \rightarrow \epsilon \omega$ and expand upto linear order in ϵ which at the end we will set to 1.

$$Z(v) = (1 - v^3)^{-\frac{i\omega}{4}} \mathcal{C}_1 [Z_0(v) + \epsilon Z_1(v) + O(q^2, \omega^2)] \quad (\text{E.5})$$

with \mathcal{C}_1 is a normalization constant. Solving eq.(5.9) with eq.(E.3) consistently upto linear order in ϵ we obtain

$$\begin{aligned} Z_0(v) &= 1, \\ Z_1(v) &= \frac{1}{24\rho^2\omega} \left(64iq^2(1 - v^3) + i\rho^2\omega^2 \left(9 + 2\sqrt{3}\pi - 9v^2 \tan^{-1} \left(\frac{1+2v}{\sqrt{3}} \right) \right. \right. \\ &\quad \left. \left. + 3 \log \left[\frac{3 + (1+2v)}{12} \right] \right) \right), \end{aligned} \quad (\text{E.6})$$

The hydrodynamic modes are found by putting the Dirichlet boundary condition at the boundary

$$Z(v)|_{v \rightarrow 0} = 0, \quad (\text{E.7})$$

Upto leading order in q we obtain

$$\omega = -i \frac{8q^2}{3\rho^2}. \quad (\text{E.8})$$

Now inserting factor of u_H by dimensional analysis gives

$$\omega = -i \frac{8u_H q^2}{3\rho^2}. \quad (\text{E.9})$$

Now using eq.(2.24), the dispersion relation corresponding to the hydrodynamic pole is same as given in eq.(5.20). Comparing eq.(5.20) with eq.(D.12), we conclude that

$$\frac{\eta_\perp}{s} = \frac{8\pi T^2}{3\rho^2}, \quad (\text{E.10})$$

where we have used $\epsilon + P = sT$. Note that eq.(E.10) is in perfect agreement with eq.(4.24).

E.1.3 Spin 0

The gauge invariant combinations for the spin 0 modes $Z_0^{(1)}(v)$, $Z_0^{(2)}(v)$ are defined in eq.(5.25) and eq.(5.24). The decoupled equations satisfied by them are given in eq.(5.26) and eq.(5.27) with the coefficients as follows,

$$\begin{aligned}
a_1(v) &= 16\rho^2 v^2 (v^3 - 1)^2 \left(192q^4 (v^3 - 2)^2 + 16\rho^2 q^2 (v^2(3(v^3 - 2)\omega^2 - 16v) \right. \\
&\quad \left. + 16) + \rho^4 v^2 \omega^2 (32v^3 + 3v^2 \omega^2 - 32) \right) \\
b_1(v) &= 16\rho^2 v (v^3 - 1) \left(192q^4 (v^9 - 8v^6 + 8v^3 + 8) \right. \\
&\quad \left. + 16\rho^2 q^2 (32(-2v^6 + v^3 + 1) + 3v^2(2v^6 - 3v^3 - 8)\omega^2) \right. \\
&\quad \left. + \rho^4 v^2 (v^3 + 2)\omega^2 (64v^3 + 9v^2 \omega^2 - 64) \right) \tag{E.11}
\end{aligned}$$

$$\begin{aligned}
c_1(v) &= 3 \left(16\rho^4 v^4 \omega^4 (3q^2 (5v^3 - 8) + \rho^2 (v^6 + 10v^3 - 2)) \right. \\
&\quad \left. + 64q^2 \rho^2 v^2 \omega^2 (3q^2 (11v^6 - 36v^3 + 28) + 2\rho^2 (v^9 + 3v^6 - 36v^3 + 14)) \right. \\
&\quad \left. + 1024q^4 (6q^2 (v^3 - 1)(v^3 - 2)^2 + \rho^2 (-3v^9 + 4v^6 + 16v^3 - 8)) \right. \\
&\quad \left. + 9\rho^6 v^6 \omega^6 \right)
\end{aligned}$$

and

$$\begin{aligned}
a_2(v) &= 16\rho^2 v^2 (v^6 + v^3 - 2)^2, \\
b_2(v) &= -16\rho^2 v (v^{12} - 19v^9 - 30v^6 + 32v^3 + 16), \\
c_2(v) &= 96q^2 (v^9 + 3v^6 - 4) + \rho^2 \left(9(v^4 + 2v)^2 \omega^2 \right. \\
&\quad \left. + 16(v^{12} - 40v^9 + 96v^6 + 32v^3 - 8) \right), \tag{E.12}
\end{aligned}$$

Hydrodynamic limit:

For studying the hydrodynamic mode we have seen that only the gauge invariant combination $Z_0^{(1)}(v)$ has a hydrodynamic pole. Following the same procedure as for the

spin 1 mode we write upto linear order in ω, q

$$Z_0^{(1)}(v) = (1 - v^3)^{-\frac{i\omega}{4}-1} \mathcal{C}(\tilde{Z}_0(v) + \tilde{Z}_1(v) + O(\omega^2, q^2)) \quad (\text{E.13})$$

Further solving eq.(5.27) consistently upto linear order in ω, q we obtain

$$\begin{aligned} \tilde{Z}_0(v) &= (1 - v^3), \\ \tilde{Z}_1(v) &= \frac{1}{24\rho^2\omega} (72iq^2 - i\rho^2\omega^2(-2\sqrt{3}\pi(1 - v^3) + 3(2 + 3v^2 + \log[1728] \\ &\quad - v^3(2 + \log[1728]))) - 3(1 - v^3)\rho^2\omega^2(-(3i + \sqrt{3})\log[\sqrt{3} - i(1 + 2v)] \\ &\quad + (\sqrt{3} - 3i)\log[\sqrt{3} + i(1 + 2v)])) \end{aligned} \quad (\text{E.14})$$

Now imposing the Dirichlet boundary condition at the boundary eq.(E.7) we obtain the dispersion relation upto quadratic order in the momenta q as

$$\omega = -3i \frac{q^2}{\rho^2} \quad (\text{E.15})$$

which upon inserting the appropriate factor of u_H gives as

$$\omega = -3i \frac{u_H q^2}{\rho^2} = -3i \frac{\pi T q^2}{\rho^2} \quad (\text{E.16})$$

Note that the hydrodynamic mode does not have a real part. This implies that the velocity of the sound mode in the z -direction is 0.

E.2 Modes with $q_z = 0$

It was mentioned earlier that while considering modes with momentum along $x - y$ direction we have to rescale the coordinates

$$(x, y) \rightarrow (\sqrt{\beta}x, \sqrt{\beta}y) \quad (\text{E.17})$$

to ensure that the asymptotic form of the metric at the boundary becomes of the form eq.(2.2). The value of β was obtained from numerical interpolation in eq.(2.22). This enforces us to rescale the momentum along the (x, y) direction as

$$q \rightarrow \frac{\hat{q}}{\sqrt{\beta}} \quad (\text{E.18})$$

where \hat{q} corresponds to momenta in AdS_5 .

E.2.1 Mode Z_1

The gauge invariant combination for the spin 2 mode is given by

$$Z_1(v) = q h_t^x + \omega h_y^x. \quad (\text{E.19})$$

It satisfies an equation of the form eq.(5.9) where the coefficients are given by,

$$\begin{aligned} a(v) &= -\frac{16(1-v^3)^2(3\omega^2 - 4q^2(1-v^3))}{v^6}, \\ b(v) &= \frac{16(1-v^3)(3(2+v^3)\omega^2 - 8q^2(1-v^3)^2)}{v^7}, \\ c(v) &= -\frac{3(3\omega^2 - 4q^2(1-v^3))^2}{v^6}, \end{aligned} \quad (\text{E.20})$$

Hydrodynamic limit:

The Z_1 mode admits hydrodynamic pole in the limit $q, \omega \rightarrow 0$ as can be seen from Fig.7. To analysis this further we do an expansion of the function $Z_1(v)$ in this limit. We introduce a book keeping parameter ϵ such that $q \rightarrow \epsilon q, \omega \rightarrow \epsilon \omega$ and do the expansion of $Z_1(v)$ in ϵ upto linear order. At the end we will set $\epsilon = 1$. Thus

$$Z_1(v) = (1-v^3)^{-\frac{i\omega}{4}} \mathcal{C}_1 [Z_1^0(v) + \epsilon Z_1^1(v) + \epsilon^2 O(q^2, \omega^2)] \quad (\text{E.21})$$

where

$$\begin{aligned} Z_1^0(v) &= 1, \\ Z_1^1(v) &= \frac{3\omega^2 \log[3] + 4q^2(1-v^3) - 3\omega^2 \log[1+v+v^2]}{12\omega}, \end{aligned} \quad (\text{E.22})$$

\mathcal{C}_1 is an overall constant fixed by normalization. Note that in the above expansion $Z_1^1(v) \sim O(q, \omega)$. The hydrodynamic modes are found by putting the Dirichlet boundary condition at the boundary

$$Z_1(v)|_{v \rightarrow 0} = 0, \quad (\text{E.23})$$

Solving this upto leading order in q we obtain the dispersion relation for the hydrodynamic pole as given in eq.(5.33), which we write in terms of the rescaled momentum \hat{q} , defined in eq.(E.18), as

$$\omega = -i \frac{\hat{q}^2}{4}. \quad (\text{E.24})$$

In obtaining the above relation we used the value of β obtained from numerical inter-

polarization as $\beta = 4/3$. Upon inserting, appropriate factor of u_H in eq.(E.24) we obtain

$$\omega = -i \frac{\hat{q}^2}{4u_H} = -i \frac{\hat{q}^2}{4\pi T}. \quad (\text{E.25})$$

As discussed in appendix D in eq.(D.5), the relevant hydrodynamic mode is given by

$$\omega = -i \frac{\eta_{\parallel}}{sT} \hat{q}^2, \quad (\text{E.26})$$

where we have used eq.(3.12). Thus by comparing eq.(E.25) with eq.(E.26) we obtain

$$\frac{\eta_{\parallel}}{s} = \frac{1}{4\pi}, \quad (\text{E.27})$$

which reproduces eq.(5.35).

E.2.2 Mode Z_2

The gauge invariant combination for this channel is given by

$$Z_2(v) = h_z^x \quad (\text{E.28})$$

It satisfies the equation of the form eq.(5.9) with the coefficients are given by,

$$\begin{aligned} a(v) &= -16v(1 - v^3)^2, \\ b(v) &= 16(1 - v)(1 + v + v^2)(4 - v^3), \\ c(v) &= 3v(4q^2 - 4q^2v^2 + 3\omega^2), \end{aligned} \quad (\text{E.29})$$

This mode is stable against the perturbations since there are no modes in the upper half plane of the spectrum of the quasi normal mode. It also does not admit any hydrodynamic mode since the Dirichlet boundary condition

$$Z_2(v)|_{v \rightarrow 0} = 0, \quad (\text{E.30})$$

at the boundary is not compatible with the condition $q, \omega \ll 1$.

E.2.3 Modes Z_3, Z_4

The two decoupled equations are

$$\begin{aligned} a_1(v)Z_3''(v) + b_1(v)Z_3'(v) + c_1(v)Z_3(v) &= 0, \\ a_2(v)Z_4''(v) + b_2(v)Z_4'(v) + c_2(v)Z_4(v) &= 0, \end{aligned} \quad (\text{E.31})$$

where the coefficients are given as

$$\begin{aligned} a_1(v) &= 16v^4(1-v^3)^2 \\ b_1(v) &= -16v^3(8-13v^3+5v^6) \\ c_1(v) &= 3v^2(4(v^3-1)(v^2(q^2+12v)-16)+3v^2\omega^2) \end{aligned} \quad (\text{E.32})$$

and

$$\begin{aligned} a_2(v) &= 16v^4(v^3-1)^2(q^2(v^3-4)+3\omega^2) \\ b_2(v) &= -16v^3(v^3-1)(q^2(5v^6-4v^3+8)-3(v^3+2)\omega^2) \\ c_2(v) &= 3v^4(3q^2(5v^3-8)\omega^2+4q^2(v^3-1)(q^2(v^3-4)+12v^4)+9\omega^4) \end{aligned} \quad (\text{E.33})$$

The equation for $Z_4(v)$ gives the hydrodynamic modes for the sound channel which we will discuss in the following section. Similar to the earlier section we can use the ingoing boundary conditions near the horizon and normalizability near the boundary. Thus both the modes admit the solutions of the form

$$\begin{aligned} Z_3(v) &= (1-v^3)^{-\frac{i\omega}{4}} v^{\frac{1}{2}(9+\sqrt{33})} \tilde{Z}_3(v), \\ Z_4(v) &= (1-v^3)^{-\frac{i\omega}{4}} v^3 \tilde{Z}_4(v). \end{aligned} \quad (\text{E.34})$$

Figure 9 and 10 shows the quasi normal mode plot for the mode $Z_3(v), Z_4(v)$ respectively for various momenta. As we increase the momenta the QNMs get separated.

Hydrodynamic limit:

The sound mode admits hydrodynamic pole for the mode $Z_4(v)$ which can be determined as follows. We expand the equation perturbatively in $\omega, q \ll 1$ upto linear order. For convenience we introduce the bookkeeping parameter ϵ such that $q \rightarrow \epsilon q, \omega \rightarrow \epsilon \omega$ and expand in ϵ upto linear order and eventually put equal to 1. We can perturbatively expand the solution as

$$Z_4(v) = (1-v^3)^{-\frac{i\omega}{4}} \mathcal{C}(Z_4^0(v) + \epsilon Z_4^1(v) + \epsilon^2 O(\omega^2, q^2)), \quad (\text{E.35})$$

where \mathcal{C} is a normalization constant. The explicit form of the functions are

$$Z_4^0(v) = \frac{q^2(2+v^3)-3\omega^2}{10q^2-3\omega^2}, \quad Z_4^1(v) = -\frac{iq^2\omega(1-v^3)}{10q^2-3\omega^2}. \quad (\text{E.36})$$

The hydrodynamic modes are given as the solutions of the equation

$$Z_4(0) = 0, \quad (\text{E.37})$$

which gives

$$q^2(2 - i\omega) - 3\omega^2 = 0. \quad (\text{E.38})$$

Solving this we obtain eq.(5.36) which is the dispersion relation for the hydrodynamic modes for $Z_4(v)$. In terms of the rescaled momentum $q = \hat{q}/\sqrt{\beta}$ we write the hydrodynamic modes as

$$\hat{\omega} = \pm \frac{1}{\sqrt{2}}\hat{q} - i\frac{\hat{q}^2}{8}. \quad (\text{E.39})$$

Again inserting appropriate factor of u_H we obtain

$$\hat{\omega} = \pm \frac{1}{\sqrt{2}}\hat{q} - i\frac{\hat{q}^2}{8u_H} = \pm \frac{1}{\sqrt{2}}\hat{q} - i\frac{\hat{q}^2}{8\pi T}. \quad (\text{E.40})$$

Now comparing above equation with (eq.(D.7))

$$\omega = \pm \hat{q} c_s + i\frac{\zeta_2^a}{2\partial_T \epsilon} \hat{q}^2 - i\hat{q}^2 \frac{\zeta_1^a + \eta_{\parallel}}{2(P + \epsilon)}, \quad (\text{E.41})$$

we obtain

$$c_s = \frac{1}{\sqrt{2}}, \quad \text{and} \quad \frac{\zeta_1^a + \eta_{\parallel}}{2(P + \epsilon)} - \frac{\zeta_2^a}{2\partial_T \epsilon} = \frac{1}{8\pi T}. \quad (\text{E.42})$$

Note that value of sound velocity c_s in eq.(E.42) is consistent with the definition

$$c_s = \sqrt{\frac{\partial_T P}{\partial_T \epsilon}}, \quad (\text{E.43})$$

where ϵ and P is given in eq.(3.26), eq.(3.25). Now using the fact that $\frac{\eta_{\parallel}}{2(P + \epsilon)} = \frac{1}{8\pi T}$ (see eq.(5.35)) we immediately see

$$-\frac{\zeta_2^a}{2\partial_T \epsilon} + \frac{\zeta_1^a}{2(P + \epsilon)} = 0. \quad (\text{E.44})$$

E.2.4 Modes Z_5, Z_6

The modes Z_5 and Z_6 as defined in eq.(5.31) satisfy the set of coupled differential equations given by

$$\begin{aligned} Z_5''(v) + f_1(v)Z_5'(v) + f_2(v)Z_5(v) + f_3(v)Z_6'(v) &= 0 \\ Z_6''(v) + g_1(v)Z_6'(v) + g_2(v)Z_6(v) + g_3(v)Z_5'(v) &= 0 \end{aligned} \quad (\text{E.45})$$

where the coefficients are given as

$$\begin{aligned}
f_1(v) &= \frac{96v^5 + 9v^4\omega^2 - 96v^2}{(v^3 - 1)(4q^2(v^3 - 1)v^2 + 32v^3 + 3v^2\omega^2 - 32)} \\
f_2(v) &= \frac{3(4q^2(v^3 - 1)v^2 + 32v^3 + 3v^2\omega^2 - 32)}{16v^2(v^3 - 1)^2} \\
f_3(v) &= -\frac{96qv^2}{\omega(4q^2(v^3 - 1)v^2 + 32v^3 + 3v^2\omega^2 - 32)}
\end{aligned} \tag{E.46}$$

and

$$\begin{aligned}
g_1(v) &= \frac{v(v^3 + 2)(4q^2(v^3 - 1) + 3\omega^2)}{(v^3 - 1)(4q^2(v^3 - 1)v^2 + 32v^3 + 3v^2\omega^2 - 32)} \\
g_2(v) &= \frac{3(4q^2(v^3 - 1)v^2 + 32v^3 + 3v^2\omega^2 - 32)}{16v^2(v^3 - 1)^2} \\
g_3(v) &= -\frac{4qv(v^3 + 2)\omega}{4(v^3 - 1)(q^2v^2 + 8) + 3v^2\omega^2}.
\end{aligned} \tag{E.47}$$

The boundary behavior of the modes are given by

$$\begin{aligned}
Z_5(v) &= (1 - v^3)^{-\frac{i\omega}{4}} v^3 \hat{Z}_5(v) \\
Z_6(v) &= (1 - v^3)^{-\frac{i\omega}{4}} v^3 \hat{Z}_6(v).
\end{aligned} \tag{E.48}$$

The quasi normal mode plots are given in figure 11 and 12. We notice that there are no poles on the upper half plane as well as there is no hydrodynamic mode. This we have verified from the explicit computation.

E.3 Modes with both q_y and q_z turned on

As discussed in section 5.4, there are total 6 modes, out of which we have only analyzed two modes

$$\begin{aligned}
Z(v) &= h_y^x(v) + \frac{q_y}{\omega} h_t^x(v) \\
\tilde{Z}(v) &= h_z^x(v) + \frac{q_z}{\omega} h_t^x(v).
\end{aligned} \tag{E.49}$$

These two modes couple with each other and their equations are given by

$$\begin{aligned}
Z''(v) + a_1(v)Z'(v) + a_2(v)Z(v) + a_3(v)\tilde{Z}'(v) &= 0 \\
\tilde{Z}''(v) + b_1(v)\tilde{Z}'(v) + b_2(v)\tilde{Z}(v) + b_3(v)Z'(v) &= 0
\end{aligned} \tag{E.50}$$

with

$$\begin{aligned}
a_1(v) &= -\frac{12\rho^2 v^4 q_y^2}{32(v^3-1)q_z^2 + \rho^2 v^2(4(v^3-1)q_y^2 + 3\omega^2)} - \frac{v^3+2}{v-v^4} \\
a_2(v) &= \frac{3(4(v^3-1)(\rho^2 v^2 q_y^2 + 8q_z^2) + 3\rho^2 v^2 \omega^2)}{16\rho^2 v^2 (v^3-1)^2} \\
a_3(v) &= -\frac{96v^2 q_y q_z}{32(v^3-1)q_z^2 + \rho^2 v^2(4(v^3-1)q_y^2 + 3\omega^2)}
\end{aligned} \tag{E.51}$$

and

$$\begin{aligned}
b_1(v) &= -\frac{64(v^3-1)^2 q_z^2 + \rho^2 v^2 (v^3-4)(4(v^3-1)q_y^2 + 3\omega^2)}{v(v^3-1)(32(v^3-1)q_z^2 + \rho^2 v^2(4(v^3-1)q_y^2 + 3\omega^2))} \\
b_2(v) &= \frac{3(4(v^3-1)(\rho^2 v^2 q_y^2 + 8q_z^2) + 3\rho^2 v^2 \omega^2)}{16\rho^2 v^2 (v^3-1)^2} \\
b_3(v) &= -\frac{4\rho^2 v (v^3+2) q_y q_z}{32(v^3-1)q_z^2 + \rho^2 v^2(4(v^3-1)q_y^2 + 3\omega^2)}.
\end{aligned} \tag{E.52}$$

Details of quasinormal mode is plotted in Fig.13 and Fig.14.

F. Instability in AdS space

It is well known that for a field with a mass lying below the BF bound in AdS space there is a tachyonic mode which grows exponentially in time. If R is the radius of AdS_{d+1} , the mass of a scalar field lies above the BF bound when

$$m^2 R^2 \geq d^2/4. \tag{F.1}$$

If the AdS_{d+1} spacetime is not the full solution of interest but arises only in the far infrared one might wonder if the instability is still present, or whether the process of gluing the IR geometry to another one in the UV (say an AdS spacetime of higher dimension) can get rid of the instability sometimes? Here we will argue that this is not possible, and show that the instability in the IR AdS_{d+1} space will continue to be present in the full geometry as well. The essential point is that there are unstable modes which are located sufficiently close to the horizon and this makes them insensitive to the exact nature of the UV geometry ¹⁸.

¹⁸We are grateful to Shiraz Minwalla for outlining the proof given below.

Although our analysis is more general, for concreteness we will restrict ourselves to the case at hand where the IR geometry is ¹⁹ AdS_4 and the UV geometry is AdS_5 . And we will consider a scalar, ϕ , which lies below the BF bound in AdS_4 but not in AdS_5 . The full geometry is given by eq.(2.8). The mode we consider has $\phi \sim e^{-i\omega t}$ and is independent of x, y, z . It satisfies an equation which can be cast in the form of a one-dimensional Schroedinger equation:

$$-\partial_x^2 \psi + V(x)\psi = \omega^2 \psi \quad (F.2)$$

where

$$x = - \int \frac{du}{A(u)} \quad (F.3)$$

$$\psi = \phi(u)(\det(g))^{1/4} \quad (F.4)$$

$$\det(g) = \beta^2 B(u)^2 C(u) \quad (F.5)$$

The Schroedinger variable $x \in [0, \infty]$ where $x = 0$ is the boundary of AdS_5 space and $x = \infty$ is the horizon of AdS_4 .

We see from eq.(F.2) that ω^2 is the energy in the Schroedinger problem. A bound state which is normalisable and meets the required boundary conditions would have negative energy and would correspond to imaginary ω and thus to a tachyonic instability.

Let us first consider the behavior of bound states which arises in pure AdS_4 . For this case eq.(F.2) becomes

$$-\partial_x^2 \psi + \frac{\alpha}{x^2} \psi = E \psi \quad (F.6)$$

This equation is invariant under the scaling symmetry

$$\psi \rightarrow \psi, x \rightarrow \lambda x, E \rightarrow E/\lambda^2 \quad (F.7)$$

which will play a crucial role in the discussion below. Note that the energy E is given by

$$E = \omega^2 \quad (F.8)$$

and a negative energy state has $E < 0$. Due to the scaling symmetry we can denote the solution to eq.(F.6) by $\psi(\sqrt{|E|x})$. Eq.(F.6) can be cast as a (modified) Bessel equation

$$x^2 \partial_x^2 \tilde{\psi} + x \partial_x \tilde{\psi} + (x^2 E \tilde{\psi} + (\alpha - 1/4)) \tilde{\psi} = 0 \quad (F.9)$$

¹⁹More correctly the IR is $AdS_4 \times R$ but we will loosely refer to it as AdS_4 since it is only the propagation in AdS_4 that will be of interest.

where

$$\tilde{\psi} = x^{-1/2}\psi \quad (\text{F.10})$$

For $\alpha < 1/4$ it is easy to see that there are negative energy normalisable bound states which decay exponentially towards the horizon, $\psi \sim e^{-\sqrt{|E|x}}$, and which vanish as

$$\psi \simeq C_1(\sqrt{|E|x})^{1/2}((\sqrt{|E|x})^{i\sqrt{\alpha-1/4}} + \text{Complex Conj.}) \quad (\text{F.11})$$

towards the boundary. In fact such a state exists for any value of E . Thus there are an infinite number of normalisable bound states and the system is unstable. A bound state with energy E is located roughly at $x \sim \sqrt{|E|}$ as also follows from eq.(F.7). Also, from eq.(F.9) we see that the limiting behavior in eq.(F.11) is valid for

$$x \ll \frac{1}{\sqrt{|E|}}. \quad (\text{F.12})$$

We will normalize ψ so that the coefficient C_1 is of order unity. A normalisable state can then be written as

$$\psi_N = c|E|^{1/4}\psi(\sqrt{|E|x}) \quad (\text{F.13})$$

and satisfies the condition

$$\int dx |\psi_N|^2 = c^2 \int_{y=0}^{y=\infty} dy |\psi(y)|^2 = 1 \quad (\text{F.14})$$

with $c \sim O(1)$. In eq.(F.14) the coordinate y is related to x by

$$y = \sqrt{|E|x} \quad (\text{F.15})$$

Now we turn to the case where the AdS_4 geometry is connected to the AdS_5 geometry in the UV. By rescaling the u coordinate in eq.(2.8) we can always set $\rho = 1$. The geometry then has no scale left and the region where the transition from the AdS_4 near horizon geometry to the asymptotic AdS_5 geometry occurs is around $u \sim O(1)$. In the x coordinate, eq.(F.3) the transition occurs around $x \sim O(1)$.

We will use a variational argument to conclude that the system continues to have negative energy states and thus an instability. We do this by demonstrating that a trial normalisable wave function exists which meets the boundary conditions and which has a negative expectation value for the energy. This is enough to show that there must be a negative eigen value for the energy and therefore an instability.

The trial wave function is obtained by smoothly patching together the solution of

the Bessel equation, eq.(F.9) above, for the case where

$$|E| \ll 1, \quad (\text{F.16})$$

with the solution to the Schroedinger equation also with energy E obtained in the asymptotic AdS_5 region. The details of the interpolating function will not be important so we are not very explicit about it here.

In the AdS_5 region eq.(F.2) also reduces to a Bessel function of the type, eq.(F.6), but now with $\alpha \geq 1/4$ (since we are assuming no instability in AdS_5). We denote the corresponding solution, with the appropriate boundary conditions that are to be imposed as $x \rightarrow 0$, as $\psi_5(\sqrt{|E|x})$. The trial function, ψ_T is then obtained by smoothly pasting together ψ_N , eq.(F.13) with $\psi_5(\sqrt{|E|x})$ around $x \sim O(1)$. We write,

$$x \gg 1 \Rightarrow \psi_T = \psi_N \quad (\text{F.17})$$

$$x \ll 1 \Rightarrow \psi_T = C \psi_5 \quad (\text{F.18})$$

$$x \sim O(1) \Rightarrow \psi_T = \psi_I \quad (\text{F.19})$$

where ψ_N denotes the normalized function given in eq.(F.13) and ψ_I stands for an interpolating function.

Note that in the patching region, $x \sim O(1)$, and $\sqrt{|E|x} \ll 1$, so that ψ_5 is given by

$$\psi_5 \simeq B_1 x^{1/2+\nu} \quad (\text{F.20})$$

where ν is determined by the mass of the scalar in AdS_5 units. In passing we note that ν need not be positive, but square integrability gives rise to the condition

$$\nu > -1 \quad (\text{F.21})$$

which agrees with the unitarity bound in AdS_5 [53]. Equating ψ_5 and ψ_N in the matching region $x \sim O(1)$ then gives

$$|B_1| \sim |E|^{1/2} \quad (\text{F.22})$$

The expectation value of the energy for ψ_T is

$$\langle E \rangle = \frac{\int_0^\infty dx \psi_T^* (-\partial_x^2 + V(x)) \psi_T}{\int_0^\infty dx \psi_T^* \psi_T} \quad (\text{F.23})$$

The Denominator on RHS can be estimated as

$$\text{denominator} = \int_0^\infty dx |\psi_T|^2 \simeq \int_0^\infty dx |\psi_N|^2 - \int_0^1 dx |\psi_N|^2 + \int_0^1 dx |\psi_5|^2 \quad (\text{F.24})$$

where we have not included the contribution of the interpolating region explicitly since it will not change the estimate. The second term in eq.(F.24) is $O(|E|)$, and the third term is $O(B_1^2)$ and thus also of the same order. These are much smaller than the first term which is unity. So we see that ψ_T is approximately of unit norm. The numerator can be similarly estimated as

$$\text{numerator} = \int_0^\infty dx \psi_N^*(H_4)\psi_N - \int_0^1 dx \psi_N^*(H_4)\psi_N + \int_0^1 dx \psi_5^*(H_5)\psi_5 \quad (\text{F.25})$$

with

$$H_4 = -\partial_x^2 + \alpha/x^2 \quad (\text{F.26})$$

being the Hamiltonian in the AdS_4 region and similarly for H_5 . Just as for the denominator we find that the last two terms in eq.(F.25) are comparable, each being $O(E|E|)$, and much smaller than the first term which equals E .

In summary we find that $\langle E \rangle \simeq E$ for small E , upto small corrections, so that ψ_T has a negative expectation value for energy. This proves that the instability persists in the full geometry.

We dealt with the extremal geometry, but it is clear now that a similar argument will also apply for a near-extremal situation. It is also clear that a similar argument applies in other dimensions and also one expects to be able to generalize this to Lifshitz near horizon regions. As the temperature is increased the horizon moves to the transition region where $x \sim O(1)$, and eventually, for large enough T the instability should disappear.

G. QNM analysis for $AdS_3 \times R$

In this appendix we discuss an independent check for the consistency of the numerical analysis we performed to find the QNM spectrum for the $AdS_4 \times R$. A detailed analysis of the QNM spectrum in $2+1$ dimensions can be found in [60, 61, 62, 63, 64, 65] and [66]. For that we work in one lower spacetime dimension, *i.e.* in $(3+1)$ dimensions with coordinates t, r, y, z , but with the same gravity set up of a dilaton coupled to gravity with negative cosmological constant given in eq.(2.1). Working with the same units and conventions, eq.(2.5),eq.(2.6) as in section 2 and also with the same linearly varying profile for the dilaton in eq.(2.7), we obtain a finite temperature solution of the

form $AdS_3 \times R$ in the highly anisotropy region with $\rho/T \gg 1$,

$$ds^2 = \frac{du^2}{A(u)} - A(u)dt^2 + B(u)dy^2 + C(u)dz^2, \quad (G.1)$$

with $A(u) = \frac{3}{2}u^2 \left(1 - \frac{u_H^2}{u^2}\right)$, $B(u) = u^2$, $C(u) = \frac{\rho^2}{6}$

The advantage of working with this anisotropic solution in one lower dimension is that the QNM spectrum can be obtained analytically for the geometry given in eq.(G.1). This enables us to compare the QNM spectrum obtained using the numerical technique developed in section 5 for the geometry in eq.(G.1) against the same obtained from analytical calculation directly. We will finally show that they are in good agreement with each other. As already mentioned, this provides an independent check of the numerical technique we used for extracting the QNM spectrum for the $AdS_4 \times R$ geometry, where the analytical calculation is too complicated to be done.

The perturbations in the metric and in the dilaton are defined in eq.(5.2) and eq.(5.3). Note that there is no x -coordinate now as we are working in one lower dimension. We also make a choice of the gauge same as given in eq.(5.5) and eq.(5.6). Therefore the metric perturbations have 6 components and the dilaton perturbation has one additional, making it 7 in total. They can be listed as

$$h_{tt}, h_{yy}, h_{zz}, h_{ty}, h_{tz}, h_{yz}, \text{ and } \phi. \quad (G.2)$$

Furthermore following the same argument discussed in section 5, the 4 constraint equations out of the 10 components of the Einstein equations further reduces the number of independent perturbations down to 3. We will identify suitable combinations of the perturbations such that the linearized equations decouple.

The perturbations, denoted by the momentum $\vec{q} = (q_y, q_z)$ and frequency ω depending on (y, z, t) , as given in eq.(5.7). We will consider here two situations, firstly when the momentum is along z -direction with $q_y = 0$ and secondly, when the momentum is along y -direction with $q_z = 0$. We will not consider the more general situation when the momentum is turned on along both y and z -direction because our aim is to give an example where both the analytic and numerical calculation produces same result for the QNM.

G.1 Modes with momentum along z direction

We are considering the situation when the modes have momentum along the z -direction

only and we will denote in this subsection the momentum by

$$q_z = q \quad (\text{G.3})$$

The gauge invariant combinations for this case are

$$\begin{aligned} \text{shear mode: } Z(u) &= qh_{ty} + \omega h_{yz}, \\ \text{sound mode: } Z_1(u) &= h_{tt} + \frac{2\omega}{q}h_{tz} + \frac{i\omega^2\rho}{3q}\phi + \frac{A'}{B'}h_{yy}, \\ Z_2(u) &= h_{zz} - \frac{iq\rho}{3}\phi \end{aligned} \quad (\text{G.4})$$

We will only consider the mode $Z(u)$ in eq.(G.4) corresponding to shear channel for the purpose of providing an example, leaving out the rests. It satisfies an linearized equation of the form

$$a(u)Z''(u) + b(u)Z'(u) + c(u)Z(u) = 0, \quad (\text{G.5})$$

where,

$$\begin{aligned} a(u) &= 6(-1+u)^2u^2\rho^2(6q^2u + (-1+u)\rho^2\omega^2), \\ b(u) &= 6(-1+u)u\rho^2(12q^2u^2 + (1-3u+2u^2)\rho^2\omega^2), \\ c(u) &= -36q^4u^2 - 12q^2(-1+u)u\rho^2\omega^2 - (-1+u)\rho^4\omega^2(-\omega^2 + u(6+\omega^2)), \end{aligned} \quad (\text{G.6})$$

This equation can be solved analytically in the limit $q \rightarrow 0$, as the solution for general q is very complicated to be solved analytically. The solution is given by,

$$Z(u) \Big|_{q \rightarrow 0} = \frac{u^{-i\omega/\sqrt{6}}}{1-u} {}_2F_1\left[-\frac{i\omega}{\sqrt{6}}, -1 - \frac{i\omega}{\sqrt{6}}, 1 - i\sqrt{\frac{2}{3}}\omega, u\right]. \quad (\text{G.7})$$

Imposing the Dirichlet boundary condition *i.e.* $Z(u) = 0$ at the boundary $u = 1$ we obtain the exact QNMs, at least in the $q = 0$ limit, as

$$\omega = -i\sqrt{6}(n+1), \quad n = 0, 1, 2, \dots, \quad (\text{G.8})$$

We would like to point out that it is insufficient to conclude from (G.8) that there is no hydrodynamic mode because (G.8) does not capture the hydrodynamic mode. The reason is that in (G.8) we are setting $q = 0$ and this kills of any ρ dependence in the equation. Whereas for the hydrodynamic mode we should actually retain ρ and set q/ρ to be small. So the hydrodynamic mode is derived in some very specific limit.

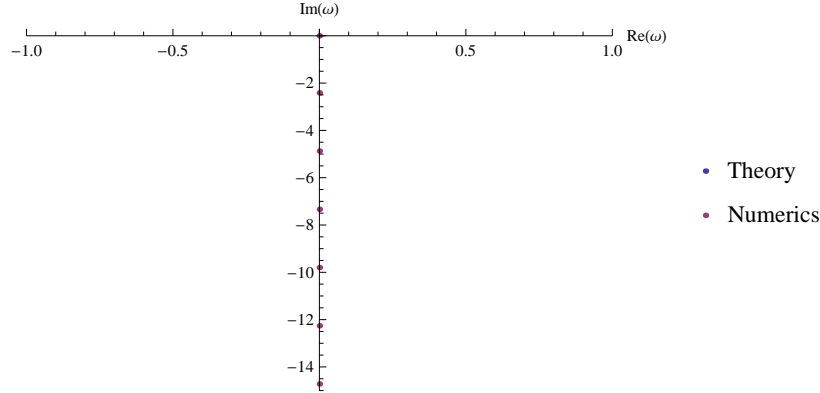


Figure 16: Comparison between the numerical estimates and the theoretical values of the QNMs for the shear mode with momentum along z direction with $a = 0$

We also carry out a numerical analysis along the general lines discussed in section 5 to obtain the QNM spectrum for this mode. In Fig. 16 we plot the QNMs for this mode where we compare the analytical result against the numerical one and find that they are in good agreement with each other. We also note that the agreement is within 2%. From the plots it is not technically possible to cleanly isolate the hydrodynamic modes. Thus in the appendix as well as in the paper we analyze the hydrodynamic modes separately.

Hydrodynamic limit:

Since (G.8) does not feature the hydrodynamic modes we verify them explicitly in this section by doing a small expansion around $\omega, q \ll 1$. The mode equation can then be solved perturbatively by assuming

$$Z(u) = u^{-\frac{i\omega}{\sqrt{6}}} Z_t(u), \quad (\text{G.9})$$

where $Z_t(u) = Z_0(u) + \epsilon Z_1(u)$ and at the end we put $\epsilon = 1$. These functions are defined as

$$Z_t(u) = \mathcal{C} \left(\frac{1}{1-u} + \frac{i u (6q^2 + \rho^2 \omega^2)}{(1-u) \sqrt{6} \rho^2 \omega} \right), \quad (\text{G.10})$$

By imposing the Dirichlet boundary condition on the modes $Z(u) = 0$ at the boundary $u = 1$ we obtain the dispersion relation for ω and q of the form,

$$\sqrt{6} \rho^2 \omega + i(6q^2 + \rho^2 \omega^2) = 0. \quad (\text{G.11})$$

Note that if we naively put $q = 0$ in equation (G.10), then we will wrongly conclude

that there is a root at $\omega = 0$. In fact the hydrodynamic mode exists only in the limit $q/\rho \rightarrow 0$ and not at $q = 0$. When $q \neq 0$ we have equation (G.11). This equation has two roots given by considering $q/\rho = a$,

$$\omega = -i\sqrt{\frac{3}{2}}\left(-1 + \sqrt{1 + 4a^2}\right), \quad \omega = i\sqrt{\frac{3}{2}}\left(1 + \sqrt{1 + 4a^2}\right), \quad (\text{G.12})$$

The second root does not satisfy the hydrodynamic limit and the first one satisfies the conditions where both ω and q are small. This is given by,

$$\omega = -i\sqrt{6}a^2, \quad (\text{G.13})$$

G.2 η_\perp/s for $AdS_3 \times R$

We can calculate the shear viscosity to entropy density ratio in the similar way as discussed in section 4.1. Using the prescription given in eq.(4.21). for the geometry in eq.(G.1) one obtains

$$\frac{\eta_\perp}{s} = \frac{4\pi T^2}{\rho^2}. \quad (\text{G.14})$$

Further, from eq.(G.1) one can obtain a relation for the temperature,

$$T = \frac{\sqrt{6}u_H}{4\pi}. \quad (\text{G.15})$$

Using eq.(G.15) along with the dispersion relation obtained via Kubo analysis that defines the viscosity η_\perp as given in eq.(D.12), one can obtain from eq.(G.13) that the ratio η_\perp/s indeed agrees with eq.(G.14).

G.3 Modes with momentum along y direction

Next we consider the situation when the modes have momentum along the y -direction only and denote in this subsection the momentum by

$$q_y = q \quad (\text{G.16})$$

The gauge invariant combinations for this case are

$$\begin{aligned} Z(u) &= C' (h_{ty} + q^2 h_{tt} + \omega^2 h_{yy}) + (q^2 A' - \omega^2 B') h_{zz}, \\ Z_1(u) &= h_{yz} + \frac{q}{\omega} h_{tz}, \quad Z_2(u) = h_{tz} + i \frac{C}{\rho} \omega \phi, \end{aligned} \quad (\text{G.17})$$

where A, B, C are given in eq.(G.1). In order Note that from eq.(G.1) $C'(u) = 0$ and $Z(u)$ becomes

$$Z(u) = (q^2 A' - \omega^2 B') h_{zz}. \quad (\text{G.18})$$

By a coordinate transformation [66] we can bring the AdS_3 part of the metric in eq.(G.1) to BTZ form and the equation for the mode $Z(u)$ takes the form

$$Z''(u) + \frac{Z'(u)}{u} + \left[\frac{\omega^2}{6u^2(1-u)} - \frac{q^2}{6u(1-u)} - \frac{1}{u(1-u)^2} \right] Z(u) = 0, \quad (\text{G.19})$$

which is of the form of a massive scalar field in BTZ background given by

$$f_k''(u) + \frac{f_k'(u)}{u} + \left(\frac{\omega^2 l^2}{4u^2(1-u)} - \frac{q^2 l^2}{4u(1-u)} - \frac{m^2 l^2}{4u(1-u)^2} \right) f_k(u) = 0. \quad (\text{G.20})$$

From this we can identify $l = 2/3$ and $m = \sqrt{6}$. This equation admits as exact solution of the type,

$$Z(u) = e^{\sqrt{\frac{2}{3}}\pi\omega}(-1+u)^{\frac{1-\sqrt{5}}{2}}u^{-\frac{i\omega}{\sqrt{6}}} \mathcal{C} {}_2F_1(a, b, c, u), \quad (\text{G.21})$$

where,

$$a = \frac{1}{6}(3(1-\sqrt{5}) - i\sqrt{6}\alpha), \quad b = \frac{1}{6}(3(1-\sqrt{5}) + i\sqrt{6}\alpha - 2i\sqrt{6}\omega), \quad c = 1 - i\sqrt{\frac{2}{3}}\omega, \quad (\text{G.22})$$

The exact solution above demonstrates the near horizon ingoing boundary conditions where horizon is at $u = 0$ and in addition we put $Z(u) = 0$ at the boundary $u = 1$ and where $\alpha = q + \omega$ for convenience. Using these conditions we get,

$$\lim_{\epsilon \rightarrow 0} Z(1-\epsilon) = \frac{\pi \csc(\sqrt{5}\pi) \Gamma(c)}{\Gamma(\frac{1}{6}(3+3\sqrt{5}-i\sqrt{6}\alpha)) \Gamma(\frac{1}{6}(3+3\sqrt{5}+i\sqrt{6}\alpha-2i\sqrt{6}\omega))}. \quad (\text{G.23})$$

The exact solutions QNMs will correspond to the poles of Γ functions in the denominator. These are given by

$$\omega = \pm q - i\sqrt{6}[n + \frac{1}{2}(1+\sqrt{5})], \quad n = 0, 1, 2, \dots, \quad (\text{G.24})$$

In Fig.17 we plot the results for the QNM spectrum obtained both analytically and numerically. It shows that they are in agreement with each other to within 2%.

We also carried out the procedure as done in the previous subsection and found no hydrodynamic mode for this case.

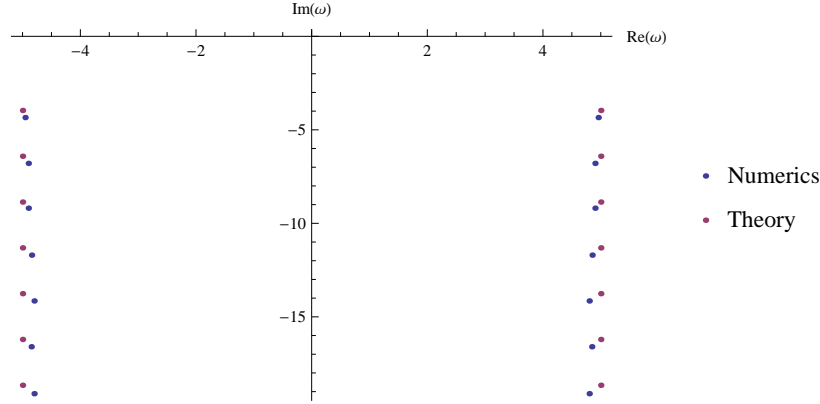


Figure 17: Comparison between the numerical estimates and the theoretical values of the QNMs for the sound mode with momentum along the y direction for $q = 5$

References

- [1] S. A. Hartnoll, *Lectures on holographic methods for condensed matter physics*, *Class.Quant.Grav.* **26** (2009) p. 224002, [[arXiv:0903.3246](#)].
- [2] C. P. Herzog, *Lectures on Holographic Superfluidity and Superconductivity*, *J.Phys.* **A42** (2009) p. 343001, [[arXiv:0904.1975](#)].
- [3] J. McGreevy, *Holographic duality with a view toward many-body physics*, *Adv.High Energy Phys.* **2010** (2010) p. 723105, [[arXiv:0909.0518](#)].
- [4] S. Sachdev, *What can gauge-gravity duality teach us about condensed matter physics?*, *Ann.Rev.Condensed Matter Phys.* **3** (2012) pp. 9–33, [[arXiv:1108.1197](#)].
- [5] J. Casalderrey-Solana, H. Liu, D. Mateos, K. Rajagopal, and U. A. Wiedemann, *Gauge/String Duality, Hot QCD and Heavy Ion Collisions*, [arXiv:1101.0618](#).
- [6] D. T. Son and A. O. Starinets, *Viscosity, Black Holes, and Quantum Field Theory*, *Ann.Rev.Nucl.Part.Sci.* **57** (2007) pp. 95–118, [[arXiv:0704.0240](#)].
- [7] S. S. Gubser, *Breaking an Abelian gauge symmetry near a black hole horizon*, *Phys.Rev.* **D78** (2008) p. 065034, [[arXiv:0801.2977](#)].
- [8] S. A. Hartnoll, C. P. Herzog, and G. T. Horowitz, *Building a Holographic Superconductor*, *Phys.Rev.Lett.* **101** (2008) p. 031601, [[arXiv:0803.3295](#)].
- [9] S. A. Hartnoll, C. P. Herzog, and G. T. Horowitz, *Holographic Superconductors*, *JHEP* **0812** (2008) p. 015, [[arXiv:0810.1563](#)].

- [10] G. T. Horowitz, *Introduction to Holographic Superconductors*, *Lect.Notes Phys.* **828** (2011) pp. 313–347, [[arXiv:1002.1722](#)].
- [11] N. Iizuka, S. Kachru, N. Kundu, P. Narayan, N. Sircar, and S. P. Trivedi, *Bianchi Attractors: A Classification of Extremal Black Brane Geometries*, *JHEP* **1207** (2012) p. 193, [[arXiv:1201.4861](#)].
- [12] N. Iizuka, S. Kachru, N. Kundu, P. Narayan, N. Sircar, S. P. Trivedi, and H. Wang, *Extremal Horizons with Reduced Symmetry: Hyperscaling Violation, Stripes, and a Classification for the Homogeneous Case*, *JHEP* **1303** (2013) p. 126, [[arXiv:1212.1948](#)].
- [13] S. Kachru, N. Kundu, A. Saha, R. Samanta, and S. P. Trivedi, *Interpolating from Bianchi Attractors to Lifshitz and AdS Spacetimes*, *JHEP* **1403** (2014) p. 074, [[arXiv:1310.5740](#)].
- [14] P. Kovtun, D. T. Son, and A. O. Starinets, *Holography and hydrodynamics: Diffusion on stretched horizons*, *JHEP* **0310** (2003) p. 064, [[hep-th/0309213](#)].
- [15] P. Kovtun, D. T. Son, and A. O. Starinets, *Viscosity in strongly interacting quantum field theories from black hole physics*, *Phys.Rev.Lett.* **94** (2005) p. 111601, [[hep-th/0405231](#)].
- [16] P. K. Kovtun and A. O. Starinets, *Quasinormal modes and holography*, *Phys.Rev.* **D72** (2005) p. 086009, [[hep-th/0506184](#)].
- [17] Y. Kats and P. Petrov, *Effect of curvature squared corrections in AdS on the viscosity of the dual gauge theory*, *JHEP* **0901** (2009) p. 044, [[arXiv:0712.0743](#)].
- [18] A. Buchel, R. C. Myers, and A. Sinha, *Beyond $\eta/s = 1/4 \pi$* , *JHEP* **0903** (2009) p. 084, [[arXiv:0812.2521](#)].
- [19] S. Cremonini, *The Shear Viscosity to Entropy Ratio: A Status Report*, *Mod.Phys.Lett.* **B25** (2011) pp. 1867–1888, [[arXiv:1108.0677](#)].
- [20] A. Sinha and R. C. Myers, *The Viscosity bound in string theory*, *Nucl.Phys.* **A830** (2009) pp. 295C–298C, [[arXiv:0907.4798](#)].
- [21] M. Brigante, H. Liu, R. C. Myers, S. Shenker, and S. Yaida, *Viscosity Bound Violation in Higher Derivative Gravity*, *Phys.Rev.* **D77** (2008) p. 126006, [[arXiv:0712.0805](#)].
- [22] M. Brigante, H. Liu, R. C. Myers, S. Shenker, and S. Yaida, *The Viscosity Bound and Causality Violation*, *Phys.Rev.Lett.* **100** (2008) p. 191601, [[arXiv:0802.3318](#)].

- [23] S. Bhattacharyya, R. Loganayagam, S. Minwalla, S. Nampuri, S. P. Trivedi, and S. R. Wadia, *Forced Fluid Dynamics from Gravity*, *JHEP* **0902** (2009) p. 018, [[arXiv:0806.0006](#)].
- [24] K. Landsteiner and J. Mas, *The Shear viscosity of the non-commutative plasma*, *JHEP* **0707** (2007) p. 088, [[arXiv:0706.0411](#)].
- [25] T. Azeyanagi, W. Li, and T. Takayanagi, *On String Theory Duals of Lifshitz-like Fixed Points*, *JHEP* **0906** (2009) p. 084, [[arXiv:0905.0688](#)].
- [26] M. Natsuume and M. Ohta, *The Shear viscosity of holographic superfluids*, *Prog.Theor.Phys.* **124** (2010) pp. 931–951, [[arXiv:1008.4142](#)].
- [27] J. Erdmenger, P. Kerner, and H. Zeller, *Non-universal shear viscosity from Einstein gravity*, *Phys.Lett.* **B699** (2011) pp. 301–304, [[arXiv:1011.5912](#)].
- [28] P. Basu and J.-H. Oh, *Analytic Approaches to Anisotropic Holographic Superfluids*, *JHEP* **1207** (2012) p. 106, [[arXiv:1109.4592](#)].
- [29] J. Erdmenger, P. Kerner, and H. Zeller, *Transport in Anisotropic Superfluids: A Holographic Description*, *JHEP* **1201** (2012) p. 059, [[arXiv:1110.0007](#)].
- [30] D. Mateos and D. Trancanelli, *The anisotropic $N=4$ super Yang-Mills plasma and its instabilities*, *Phys.Rev.Lett.* **107** (2011) p. 101601, [[arXiv:1105.3472](#)].
- [31] D. Mateos and D. Trancanelli, *Thermodynamics and Instabilities of a Strongly Coupled Anisotropic Plasma*, *JHEP* **1107** (2011) p. 054, [[arXiv:1106.1637](#)].
- [32] A. Rebhan and D. Steineder, *Violation of the Holographic Viscosity Bound in a Strongly Coupled Anisotropic Plasma*, *Phys.Rev.Lett.* **108** (2012) p. 021601, [[arXiv:1110.6825](#)].
- [33] J. Polchinski and E. Silverstein, *Large-density field theory, viscosity, and ‘ $2k_F$ ’ singularities from string duals*, *Class.Quant.Grav.* **29** (2012) p. 194008, [[arXiv:1203.1015](#)].
- [34] N. Iizuka and K. Maeda, *Study of Anisotropic Black Branes in Asymptotically anti-de Sitter*, *JHEP* **1207** (2012) p. 129, [[arXiv:1204.3008](#)].
- [35] K. A. Mamo, *Holographic RG flow of the shear viscosity to entropy density ratio in strongly coupled anisotropic plasma*, *JHEP* **1210** (2012) p. 070, [[arXiv:1205.1797](#)].
- [36] A. Donos and J. P. Gauntlett, *Holographic Q -lattices*, *JHEP* **1404** (2014) p. 040, [[arXiv:1311.3292](#)].

- [37] D. Freedman, C. Nunez, M. Schnabl, and K. Skenderis, *Fake supergravity and domain wall stability*, *Phys.Rev.* **D69** (2004) p. 104027, [[hep-th/0312055](#)].
- [38] I. Kanitscheider, K. Skenderis, and M. Taylor, *Precision holography for non-conformal branes*, *JHEP* **0809** (2008) p. 094, [[arXiv:0807.3324](#)].
- [39] See supplemental Mathematica program HT.nb available with the arXiv source of this paper.
- [40] S. Bhattacharyya, S. Jain, S. Minwalla, and T. Sharma, *Constraints on Superfluid Hydrodynamics from Equilibrium Partition Functions*, *JHEP* **1301** (2013) p. 040, [[arXiv:1206.6106](#)].
- [41] V. Balasubramanian and P. Kraus, *A Stress tensor for Anti-de Sitter gravity*, *Commun.Math.Phys.* **208** (1999) pp. 413–428, [[hep-th/9902121](#)].
- [42] K. Skenderis, *Lecture notes on holographic renormalization*, *Class.Quant.Grav.* **19** (2002) pp. 5849–5876, [[hep-th/0209067](#)].
- [43] I. Papadimitriou, *Holographic Renormalization of general dilaton-axion gravity*, *JHEP* **1108** (2011) p. 119, [[arXiv:1106.4826](#)].
- [44] N. Iqbal and H. Liu, *Universality of the hydrodynamic limit in AdS/CFT and the membrane paradigm*, *Phys.Rev.* **D79** (2009) p. 025023, [[arXiv:0809.3808](#)].
- [45] E. W. Leaver, *Quasinormal modes of Reissner-Nordstrom black holes*, *Phys.Rev.* **D41** (1990) pp. 2986–2997.
- [46] F. Denef, S. A. Hartnoll, and S. Sachdev, *Quantum oscillations and black hole ringing*, *Phys.Rev.* **D80** (2009) p. 126016, [[arXiv:0908.1788](#)].
- [47] F. Denef, S. A. Hartnoll, and S. Sachdev, *Black hole determinants and quasinormal modes*, *Class.Quant.Grav.* **27** (2010) p. 125001, [[arXiv:0908.2657](#)].
- [48] L. D. Landau and E. M. Lifshitz, *Fluid Mechanics, Second Edition: Volume 6 (Course of Theoretical Physics)*. Course of theoretical physics / by L. D. Landau and E. M. Lifshitz, Vol. 6. Butterworth-Heinemann, 2 ed., Jan., 1987.
- [49] F. Reif, *Fundamentals of Statistical and Thermal Physics*. McGraw Hill, Tokyo, 1965.
- [50] H. Kim, L. Romans, and P. van Nieuwenhuizen, *The Mass Spectrum of Chiral $N=2$ $D=10$ Supergravity on S^{*5}* , *Phys.Rev.* **D32** (1985) p. 389.
- [51] A. Ceresole, G. Dall’Agata, R. D’Auria, and S. Ferrara, *Spectrum of type IIB supergravity on $AdS(5) \times T^{*11}$: Predictions on $N=1$ SCFT’s*, *Phys.Rev.* **D61** (2000) p. 066001, [[hep-th/9905226](#)].

- [52] I. R. Klebanov and E. Witten, *Superconformal field theory on three-branes at a Calabi-Yau singularity*, *Nucl.Phys.* **B536** (1998) pp. 199–218, [[hep-th/9807080](#)].
- [53] I. R. Klebanov and E. Witten, *AdS / CFT correspondence and symmetry breaking*, *Nucl.Phys.* **B556** (1999) pp. 89–114, [[hep-th/9905104](#)].
- [54] S. Bhattacharyya, V. E. Hubeny, S. Minwalla, and M. Rangamani, *Nonlinear Fluid Dynamics from Gravity*, *JHEP* **0802** (2008) p. 045, [[arXiv:0712.2456](#)].
- [55] S. Bhattacharyya, V. E. Hubeny, R. Loganayagam, G. Mandal, S. Minwalla, T. Morita, M. Rangamani, and H. S. Reall, *Local Fluid Dynamical Entropy from Gravity*, *JHEP* **0806** (2008) p. 055, [[arXiv:0803.2526](#)].
- [56] J. Bhattacharya, S. Bhattacharyya, S. Minwalla, and A. Yarom, *A Theory of first order dissipative superfluid dynamics*, [arXiv:1105.3733](#).
- [57] V. E. Hubeny, S. Minwalla, and M. Rangamani, *The fluid/gravity correspondence*, [arXiv:1107.5780](#).
- [58] R. C. Myers, M. F. Paulos, and A. Sinha, *Holographic studies of quasi-topological gravity*, *JHEP* **1008** (2010) p. 035, [[arXiv:1004.2055](#)].
- [59] K. Sen and A. Sinha, *Holographic stress tensor at finite coupling*, [arXiv:1405.7862](#).
- [60] I. Sachs and S. N. Solodukhin, *Quasi-Normal Modes in Topologically Massive Gravity*, *JHEP* **0808** (2008) p. 003, [[arXiv:0806.1788](#)].
- [61] D. Birmingham, S. Mokhtari, and I. Sachs, *Classical Stability of the BTZ Black Hole in Topologically Massive Gravity*, *Phys.Rev.* **D82** (2010) p. 124059, [[arXiv:1006.5524](#)].
- [62] D. Birmingham, I. Sachs, and S. N. Solodukhin, *Relaxation in conformal field theory, Hawking-Page transition, and quasinormal normal modes*, *Phys.Rev.* **D67** (2003) p. 104026, [[hep-th/0212308](#)].
- [63] D. Birmingham, I. Sachs, and S. N. Solodukhin, *Conformal field theory interpretation of black hole quasinormal modes*, *Phys.Rev.Lett.* **88** (2002) p. 151301, [[hep-th/0112055](#)].
- [64] V. Cardoso and J. P. Lemos, *Scalar, electromagnetic and Weyl perturbations of BTZ black holes: Quasinormal modes*, *Phys.Rev.* **D63** (2001) p. 124015, [[gr-qc/0101052](#)].
- [65] Y. Decanini and A. Folacci, *Quasinormal modes of the BTZ black hole are generated by surface waves supported by its boundary at infinity*, *Phys.Rev.* **D79** (2009) p. 044021, [[arXiv:0901.1642](#)].
- [66] D. T. Son and A. O. Starinets, *Minkowski space correlators in AdS / CFT correspondence: Recipe and applications*, *JHEP* **0209** (2002) p. 042, [[hep-th/0205051](#)].