

Geometrical Scaling of Direct-Photon Production in Hadron Collisions from RHIC to the LHC

Christian Klein-Boeing^{a,b}, Larry McLerran^{c,d,e}

^a*Institut für Kernphysik - Münster, Germany*

^b*ExtreMe Matter Institute, GSI - Darmstadt, Germany*

^c*Physics Dept, Bdg. 510A, Brookhaven National Laboratory, Upton, NY-11973, USA*

^d*RIKEN BNL Research Center, Brookhaven National Laboratory, Upton NY 11973, USA*

^e*Physics Dept, China Central Normal University, Wuhan, China*

Abstract

Geometric scaling is a property of hadronic interactions predicted by theories of gluon saturation and expresses rates in terms of dimensionless ratios of transverse momentum to the saturation momentum. In this paper we consider production of photons in pp , dAu and $AuAu$ collisions at $\sqrt{s_{NN}} = 200$ GeV (RHIC) and in $PbPb$ collisions at $\sqrt{s_{NN}} = 2760$ GeV (LHC) and show that the yield of direct photons in the transverse momentum range $1 \text{ GeV} < p_T \leq 4 \text{ GeV}/c$ satisfies geometric scaling. Excellent agreement with geometric scaling is obtained with the only free parameter of the saturation momentum determined previously via the dependence of the saturation momentum upon Bjorken x and centrality.

10 1. Introduction

The phenomenon of gluon saturation arises at high energies when the density of gluons per unit area in a hadron is large [1, 2, 3, 4]. It implies the existence of a saturation momentum scale:

$$Q_{sat}^2 = \frac{\kappa}{\pi R^2} \frac{dN}{dy}, \quad (1)$$

where R is the hadron size, dN/dy is the gluon density per unit rapidity, and κ is
 15 a constant of order 1. Up to effects of a running coupling constant, at very large
 Q_{sat} , the saturation momentum is the only scale for physical processes. This

Email addresses: Christian.Klein-Boeing@wwu.de (Christian Klein-Boeing),
 mclerran@bnl.gov (Larry McLerran)

implies scaling relations for physical processes. In particular, geometric scaling was first discovered in deep-inelastic scattering [5, 6]. It was later applied to high energy particle production in hadron-hadron scattering and explains features of pp and pA scattering as a function of multiplicity, as well as particle production in heavy-ion collisions for fixed centrality as a function of energy [7, 8, 9, 10, 11].

In this paper, we intend to apply geometric scaling to photon production in hadron-hadron scattering at RHIC and LHC energies ($\sqrt{s_{NN}} = 200$ GeV and 2.76 TeV). This is an extension of work where geometric scaling was applied to reproduce the multiplicity dependence of photon production data for AuAu collisions at RHIC [12]. This paper considers in addition pp and dAu collisions at RHIC energy and $PbPb$ collisions at LHC energy. The obtained agreement with experimental data indicates that geometric scaling works well for photon production.

2. Scaling

Geometric scaling is a property of particle densities. In the theory of the Color Glass Condensate, one computes these densities from an underlying theory. In the absence of the effect of running coupling, this theory is controlled by only one scale, the saturation momentum. Therefore, in a collision with overlap area πR^2 , for the production of a particle (photon) of momentum p_T :

$$\frac{1}{\pi R^2} \frac{d^2 N}{dy d^2 p_T} = F \left(\frac{Q_{sat}}{p_T} \right). \quad (2)$$

The transverse overlap area πR^2 can be estimated for symmetric systems to be proportional to $N_{part}^{2/3}$ [13]. The saturation scale is given by [9, 13]:

$$Q_{sat}^2 = Q_0^2 \cdot N_{part}^{1/3} \left(\frac{E}{p_T} \right)^\delta \quad (3)$$

with δ in the range of 0.22 to 0.28, Q_0 of the order of 1 GeV, and E the center of mass energy $\sqrt{s_{NN}}$. This parameterization is consistent with fits to deep inelastic scattering [14].

The scaling relationship above will work for any function. It is convenient for us however to parameterize the functional form of the photon distribution as a

power law in p_T . For the finite range of momenta involved, roughly 1–4 GeV/ c , such a parameterization of the data is quite good. We use

$$F \propto \left(\frac{Q_{sat}}{p_T} \right)^a = \left(\frac{N_{part}^{1/6} \cdot E^{\delta/2}}{p_T^{1+\delta/2}} \right)^a. \quad (4)$$

45 The geometric scaling assumption can then be tested via rescaling the invariant yield only, as derived below. Figure 1 shows a collection of the invariant yields of direct photons measured in nuclear collisions at $\sqrt{s_{NN}} = 200$ GeV [15, 16] and 2.76 TeV [17]. All data have been fit to a power law $A \cdot p_T^{-n}$ and different slopes are extracted for the various systems, between $\approx 5.2 - 6.9$. In the following a
50 slope of $n = 6.1$ will be used.

The knowledge of the slope fixes the only unknown a , when combining Eqs. (3) and (4) to extract the N_{part} dependence of the spectrum at a fixed p_T :

$$\frac{d^2N}{dyd^2p_T} = Ap_T^{-n} \propto \left(\frac{N_{part}^{1/6} \cdot E^{\delta/2}}{p_T^{1+\delta/2}} \right)^a \cdot N_{part}^{2/3} \quad (5)$$

$$\Rightarrow a = n/(1 + \delta/2). \quad (6)$$

Taking the full range of δ and n values as stated above, the invariant yield
55 roughly changes as:

$$\frac{d^2N}{dyd^2p_T} \propto N_{part}^{1.43-1.70}. \quad (7)$$

Using our default values for the slope $n = 6.1$ and $\delta = 0.25$ it is $N_{part}^{1.57}$. This estimate is close to the measured centrality dependence of integrated direct-photon yields in $AuAu$ collisions at RHIC, which vary with N_{part} with the power of $1.48 \pm 0.08(\text{stat}) \pm 0.04(\text{syst})$ [18].

60 A general scaling relation between different centralities and/or collision energies is given by the factor

$$\frac{N_{part,A}^{a/6+2/3} \cdot E_A^{a\delta/2}}{\bar{N}_{part,A}^{a/6+2/3} \cdot \bar{E}_A^{a\delta/2}}. \quad (8)$$

This relation holds for symmetric systems and has been used in Figure 2 to rescale the direct-photon production in central $PbPb$ collisions at the LHC, as

well as in pp at RHIC to the direct-photon production in central $AuAu$ collisions
 65 at RHIC. In particular it is remarkable that the measurement of direct photons
 in pp obeys the scaling over three orders of magnitude within less than a factor of
 two, as seen on the linear scale in Figure 4. At SPS energies geometric scaling
 is not expected to hold. For $p_T < 2 \text{ GeV}/c$ we found that the scaled direct-
 photon data from central $PbPb$ collisions at $\sqrt{s_{NN}} = 17.3 \text{ GeV}$ [19, 20] is close
 70 to the universal curve, while for higher p_T the scaling is clearly broken. The
 comparison of all direct-photon measurements in heavy-ion collisions, rescaled
 to central $AuAu$ collisions at RHIC, is shown in Figure 3.

For asymmetric systems, such as dAu , the scaling relation is more compli-
 cated, since one cannot use N_{part} any more as a proxy for the geometry. E.g. in
 75 Eq. (2) only the overlap is relevant, while N_{part} is largely driven by the thickness
 of the larger partner. Due to the asymmetric nature of the deuteron in itself this
 overlap area can range between one to two times the pp value. In the following
 the average number of participants from the deuteron $\langle N_{part}[d] \rangle = 1.62 \pm 0.01$
 as calculated in [21] is used as an estimate, so the total overlap area πR^2 is pro-
 80 portional to $3.2^{2/3}$. Similarly, in Eq. (3) the saturation scales of the individual
 partners need to be considered for dAu . The scaling factor between symmetric
 $AuAu$ collisions and asymmetric, minimum bias dAu collisions is thus estimated
 as:

$$\left. \frac{d^2 N}{dy d^2 p_T} \right|_{AuAu} = \left. \frac{d^2 N}{dy d^2 p_T} \right|_{dAu} \cdot \frac{N_{part,AuAu}^{a/6+2/3}}{3.2^{2/3} \cdot 1.6^{a/12} \cdot 197^{a/12}}. \quad (9)$$

Here, the first term of the denominator parameterizes the overlap area in dAu
 85 reactions, while for the latter two terms we follow the discussion in [22] and
 assume that the saturation momentum for the asymmetric dA collision is:

$$Q_{sat}^2 = \sqrt{Q_{sat,d}^2 Q_{sat,A}^2}. \quad (10)$$

This is the case for an emission energy of the photon large compared to the
 saturation momentum, which should be the case for dAu collisions at RHIC
 energies. As discussed in [13] the saturation scale for nuclei changes with the
 90 length scale $A^{1/3}$, however in the case of asymmetric nuclei this length scale is

reduced, since only the size of the nucleon along the boost direction is relevant. We have chosen $\langle N_{part}[d] \rangle^{1/3}$ as the effective length of the deuteron.

The direct-photon yield measured in minimum bias dAu has been rescaled according to Eq. (9). Again, we find a remarkable agreement with the direct
 95 photon yield in central $AuAu$ reactions at the same energy after geometric scaling, despite a scaling over two orders of magnitude and a very different scaling law for asymmetric systems (see Figures 2 and 4).

3. Summary and Conclusions

We have shown that geometric scaling provides a good description of the
 100 energy dependence of photon production in nucleus-nucleus collisions, including pp and dAu scattering (Table ??). This is quite remarkable since this involves an extrapolation over several orders of magnitude in the number of nucleon participants, and because the scaling law for the saturation momentum in dA collisions is different in terms of the number of nucleon participants than it is
 105 in symmetric collisions.

But how can geometric scaling work so well? It is a property of particle emission that ignores final state interactions, but in particular in heavy-ion collisions one expects that the photons arise from quarks and gluons that have undergone interactions (thermalized). On the other hand, if there is scale invariance of the
 110 expansion, the saturation momentum will remain the only scale in the problem. In hydrodynamic expansion, this is true in the early stages of the reaction. At some time however, the expansion of the system in the transverse direction becomes important and there is another scale in the problem, the size of the nucleus. At even later times, the system has cooled enough so that hadronic
 115 mass scales are important for decay processes, and again these processes should violate the scaling.

Thus our observation indicates that direct-photon production occurs mainly before the scale breaking effects of particle masses and system-size become important. The former would be true if the system produces photons at an energy
 120 scale large compared to meson masses, which might be possible. The latter is

more difficult, since flow measurements for photons demonstrate [23, 24] that they do have an azimuthal anisotropy with respect to the event reaction plane. This is conventionally associated with transverse expansion and it requires that the photons be produced at times where the size of the system actually is im-
 125 portant.

So there is a mystery: How do we maintain geometric scaling in the presence of transverse flow? If this is possible, it may only be established after detailed computation that includes the effects of transverse flow. It also would probably require that the internal dynamics, if associated with early time emission of
 130 the glasma would be different from that of the thermalized quark-gluon plasma. This may be possible, but again requires explicit computation.

Nevertheless, geometric scaling appears to provide an excellent description of the data. Either it implies there is something very interesting and not yet understood about the dynamics and evolution of the glasma or thermalized
 135 quark-gluon plasma, or it is an accident. This result certainly encourages further attempts for a deeper understanding of photon production in this kinematic regime.

Acknowledgements

The research of L. McLerran is supported under DOE Contract No. DE-
 140 AC02-98CH10886. The research of C. Klein-Bösing is supported by the Alliance Program of the Helmholtz Association (HA216/EMMI). The authors thank Johanna Stachel and Klaus Reygers for the organization of the EMMI Rapid Reaction Task Force *Direct-Photon Flow Puzzle* and the invitation to GSI, where this work has been started.

145 References

- [1] L. Gribov, E. Levin, and M. Ryskin, Phys. Rept. **100**, 1 (1983).
- [2] A. H. Mueller and J.-w. Qiu, Nucl. Phys. **B268**, 427 (1986).

Table 1: Employed N_{part} values with the references to the experimental papers on the direct-photon spectra and numerical values on N_{part} .

$\sqrt{s_{NN}}$ (GeV)	System	N_{part}	Experiment	References
200	$p + p$	2	PHENIX	[16]
200	$d+Au$	$N_{part}^d = 1.6$	PHENIX	[16, 21]
200	Au+Au (0-20%)	280	PHENIX	[15]
2760	Pb+Pb (0-40%)	233	ALICE	[17, 25]
17.3	Pb+Pb (0-13%)	322.5	WA98	[19, 20, 26]

- [3] L. D. McLerran and R. Venugopalan, Phys. Rev. **D49**, 2233 (1994), arXiv:hep-ph/9309289 [hep-ph] .
- 150 [4] L. D. McLerran and R. Venugopalan, Phys. Rev. **D49**, 3352 (1994), arXiv:hep-ph/9311205 [hep-ph] .
- [5] A. Stasto, K. J. Golec-Biernat, and J. Kwiecinski, Phys. Rev. Lett. **86**, 596 (2001), arXiv:hep-ph/0007192 [hep-ph] .
- [6] E. Iancu, K. Itakura, and L. McLerran, Nucl. Phys. **A708**, 327 (2002),
155 arXiv:hep-ph/0203137 [hep-ph] .
- [7] L. McLerran and M. Praszalowicz, Acta Phys. Polon. **B41**, 1917 (2010), arXiv:1006.4293 [hep-ph] .
- [8] M. Praszalowicz, Phys. Rev. Lett. **106**, 142002 (2011), arXiv:1101.0585 [hep-ph] .
- 160 [9] M. Praszalowicz, Acta Phys. Polon. **B42**, 1557 (2011), arXiv:1104.1777 [hep-ph] .
- [10] M. Praszalowicz, (2012), arXiv:1205.4538 [hep-ph] .
- [11] L. McLerran, M. Praszalowicz, and B. Schenke, Nucl. Phys. **A916**, 210 (2013), arXiv:1306.2350 [hep-ph] .
- 165 [12] M. Chiu *et al.*, Nucl. Phys. **A900**, 16 (2013), arXiv:1202.3679 [nucl-th] .
- [13] D. Kharzeev and M. Nardi, Phys.Lett. **B507**, 121 (2001), arXiv:nucl-th/0012025 [nucl-th] .

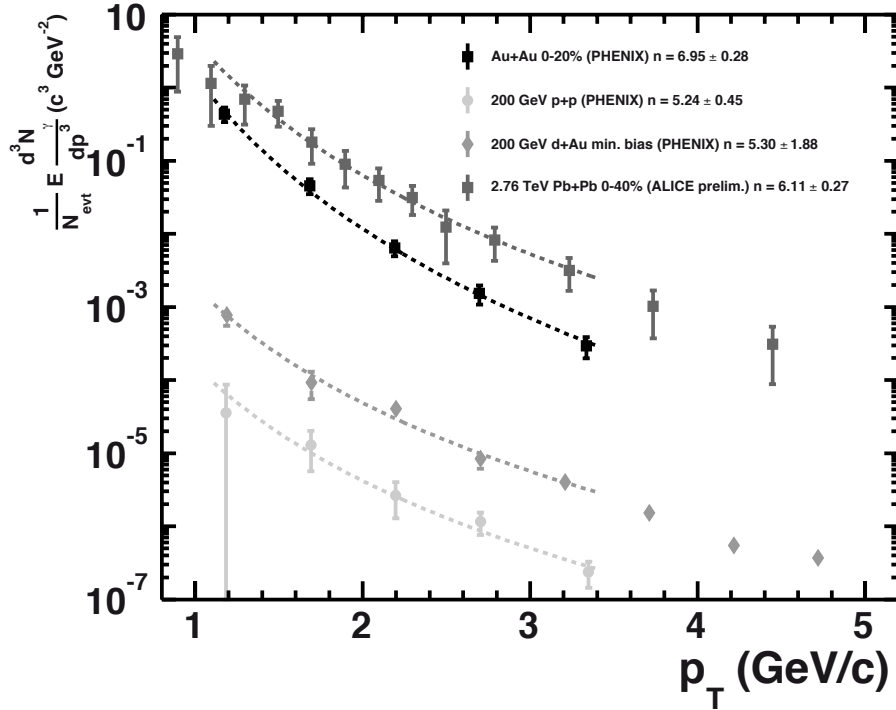


Figure 1: Measurements of invariant yields of direct-photon production in nuclear collisions below $p_T = 5 \text{ GeV}/c$ compared to power law parameterizations. Data are taken from the PHENIX experiment at RHIC [15, 16] and the ALICE experiment at the LHC [17]. The error bars represent the combined systematic and statistical uncertainties of the measurements.

[14] H. Kowalski, T. Lappi, and R. Venugopalan, Phys. Rev. Lett. **100**, 022303 (2008), arXiv:0705.3047 [hep-ph] .

170 [15] A. Adare *et al.* (PHENIX), Phys. Rev. Lett. **104**, 132301 (2010), arXiv:0804.4168 [nucl-ex] .

[16] A. Adare *et al.*, Phys. Rev. **C87**, 054907 (2013), arXiv:1208.1234 [nucl-ex]

[17] M. Wilde *et al.* (ALICE), Nucl. Phys. **A904-905**, 573c (2013),
175 arXiv:1210.5958 [hep-ex] .

[18] A. Adare *et al.*, (2014), arXiv:1405.3940 [nucl-ex] .

[19] M. M. Aggarwal *et al.* (WA98), (2000), arXiv:nucl-ex/0006007 .

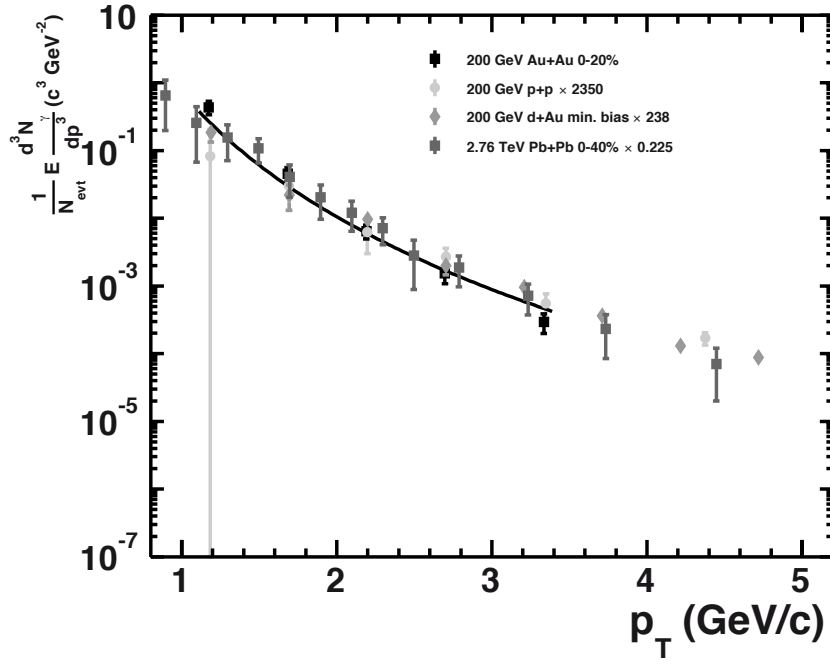


Figure 2: Geometrically scaled invariant yields of direct-photon production below $p_T = 5$ GeV/c in nuclear collisions at $\sqrt{s_{NN}} = 200$ GeV and above. The assumed common power law shape of $p_T^{-6.1}$ has been fit to the PHENIX *AuAu* data and is indicated as black line. The error bars represent the combined systematic and statistical uncertainties of the measurements.

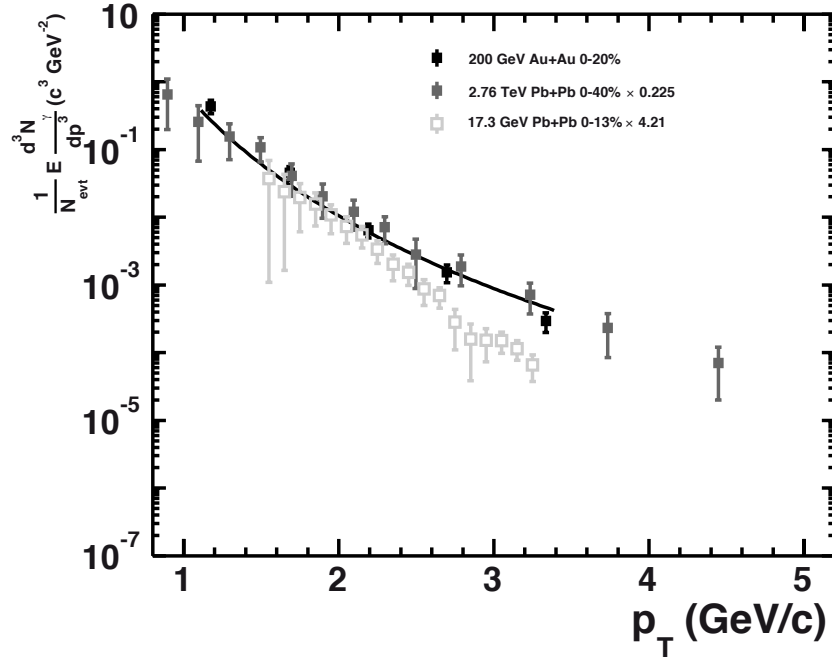


Figure 3: Geometrically scaled invariant yields of direct-photon production below $p_T = 5$ GeV/c in central heavy-ion collisions from $\sqrt{s_{NN}} = 17.3$ GeV to 2.76 TeV. The data are scaled to 200 GeV following Eq. (8). The assumed common power law shape is the same as in Figure 2. The error bars represent the combined systematic and statistical uncertainties of the measurements. At SPS energies the geometric scaling is not expected to hold, indeed in central *PbPb* collisions at $\sqrt{s_{NN}} = 17.3$ [19, 20] it is clearly broken above $p_T = 2$ GeV/c.

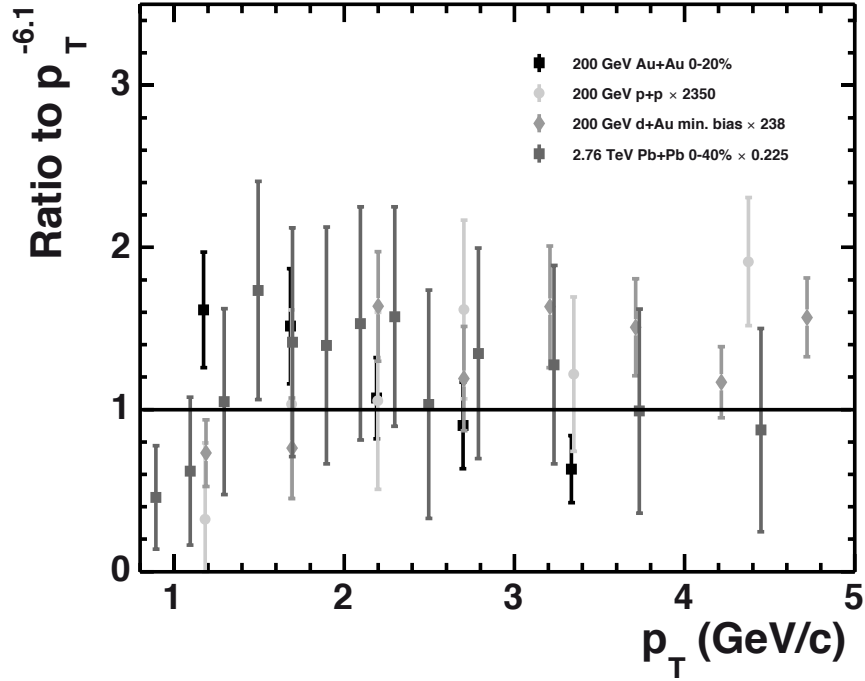


Figure 4: Ratio of scaled invariant yields of direct-photon production and the power law used for the scaling (fixed slope of 6.1, fit to the the PHENIX *AuAu* data). The error bars represent the combined systematic and statistical uncertainties of the measurements.

[20] M. M. Aggarwal *et al.* (WA98), *Phys. Rev. Lett.* **85**, 3595 (2000), arXiv:nucl-ex/0006008 .

180 [21] A. Adare *et al.* (PHENIX Collaboration), (2013), arXiv:1310.4793 [nucl-ex]

[22] A. Dumitru and L. D. McLerran, *Nucl. Phys.* **A700**, 492 (2002), arXiv:hep-ph/0105268 [hep-ph] .

[23] A. Adare *et al.* (PHENIX), *Phys. Rev. Lett.* **109**, 122302 (2012),
185 arXiv:1105.4126 [nucl-ex] .

[24] D. Lohner (ALICE), *J. Phys. Conf. Ser.* **446** (2012), 10.1088/1742-6596/446/1/012028, arXiv:1212.3995 [hep-ex] .

REFERENCES

REFERENCES

- [25] B. Abelev *et al.* (ALICE Collaboration), Phys.Rev. **C88**, 044909 (2013),
arXiv:1301.4361 [nucl-ex] .
- ¹⁹⁰ [26] M. M. Aggarwal *et al.* (WA98), Phys. Rev. Lett. **100**, 242301 (2008),
arXiv:0708.2630 [nucl-ex] .