

KMS STATES ON THE C^* -ALGEBRAS OF REDUCIBLE GRAPHS

ASTRID AN HUEF, MARCELO LACA, IAIN RAEBURN, AND AIDAN SIMS

ABSTRACT. We consider the dynamics on the C^* -algebras of finite graphs obtained by lifting the gauge action to an action of the real line. Enomoto, Fujii and Watatani proved that if the vertex matrix of the graph is irreducible, then the dynamics on the graph algebra admits a single KMS state. We have previously studied the dynamics on the Toeplitz algebra, and explicitly described a finite-dimensional simplex of KMS states for inverse temperatures above a critical value. Here we study the KMS states for graphs with reducible vertex matrix, and for inverse temperatures at and below the critical value. We prove a general result which describes all the KMS states at a fixed inverse temperature, and then apply this theorem to a variety of examples. We find that there can be many patterns of phase transition, depending on the behaviour of paths in the underlying graph.

1. INTRODUCTION

Composing the gauge action of \mathbb{T} with the map $t \mapsto e^{it}$ gives a natural dynamics on any Cuntz-Krieger algebra or graph algebra. Enomoto, Fujii and Watatani proved thirty years ago that for a simple Cuntz-Krieger algebra \mathcal{O}_A , this dynamics admits a unique KMS state, and that this state has inverse temperature the natural logarithm $\ln \rho(A)$ of the spectral radius $\rho(A)$ (which is also the Perron-Frobenius eigenvalue of A) [3]. Recently Kajiwara and Watatani revisited this question for the C^* -algebras of finite graphs with sources, and found many more KMS states [9]. Other authors are currently interested in KMS states on the C^* -algebras of infinite graphs [19, 2] or on the C^* -algebras of higher-rank graphs [20, 7].

We recently studied KMS states on the Toeplitz algebra $\mathcal{TC}^*(E)$ of a finite graph E [6]. For inverse temperatures β larger than a critical value β_c , we described a simplex of KMS_β states whose dimension is determined by the number of vertices in the graph [6, Theorem 3.1]. This gave a concrete implementation of an earlier result of Exel and Laca [4, Theorem 18.4], at least as it applies to the gauge dynamics. The critical inverse temperature β_c in [6] is $\ln \rho(A)$ where A is the vertex matrix of the graph E . When A is irreducible in the sense of Perron-Frobenius theory (and in particular if $C^*(E)$ is simple), we showed that there is a unique $\text{KMS}_{\ln \rho(A)}$ state on $\mathcal{TC}^*(E)$, and that this state factors through $C^*(E)$.

Here we consider a finite graph E whose vertex matrix A is reducible, and aim to find all the KMS states on $\mathcal{TC}^*(E)$ and $C^*(E)$. We have organised our results so that we can describe the KMS states at each fixed inverse temperature. From [6, Theorem 3.1],

Date: 21 February 2014, with minor revisions 29 April 2014.

2010 Mathematics Subject Classification. 46L30, 46L55.

This research has been supported by the Marsden Fund of the Royal Society of New Zealand, the Natural Sciences and Engineering Research Council of Canada, and the Australian Research Council. The authors are grateful for the opportunity to work on this project at the Banff International Research Station in November 2013.

we already have a concrete description of the simplex of KMS_β states on $\mathcal{TC}^*(E)$ for $\beta > \ln \rho(A)$, and we know exactly which ones factor through $C^*(E)$ [6, Corollary 6.1].

Our first main theorem concerns the critical value $\beta = \ln \rho(A)$ (Theorem 4.3). It identifies two different families of extreme $\text{KMS}_{\ln \rho(A)}$ states. The first family $\{\psi_C\}$ is parametrised by a set of strongly connected components C of E such that the matrix $A_C := A|_{C \times C}$ satisfies $\beta = \ln \rho(A_C)$ (in the theorem we say exactly which components belong to this set). The states ψ_C all factor through $C^*(E)$. Then we consider the hereditary closure H in E^0 of the components C with $\beta = \ln \rho(A_C)$, and the complementary graph $E \setminus H$ with vertex set $E^0 \setminus H$. The second family $\{\phi_v\}$ of extremal $\text{KMS}_{\ln \rho(A)}$ consists of states which factor through a natural quotient map of $\mathcal{TC}^*(E)$ onto $\mathcal{TC}^*(E \setminus H)$ (see Proposition 2.1), and which is parametrised by $E^0 \setminus H$. The convex hull of $\{\psi_C\} \cup \{\phi_v\}$ is the full simplex of $\text{KMS}_{\ln \rho(A)}$ states. The proof of Theorem 4.3 involves some rather intricate computations using the Perron-Frobenius theory for the matrices A_C .

In §5, we describe the $\text{KMS}_{\ln \rho(A)}$ states for a fixed inverse temperature β satisfying $\beta < \ln \rho(A)$. In Theorem 5.3, we consider the hereditary closure H_β of the connected components C with $\ln \rho(A_C) > \beta$. If $\beta > \ln \rho(A_{E^0 \setminus H_\beta})$, the KMS_β states all factor through the quotient $\mathcal{TC}^*(E \setminus H_\beta)$, and an application of [6, Theorem 3.1] gives a concrete description of these states. If $\beta = \ln \rho(A_{E^0 \setminus H_\beta})$, then applying Theorem 4.3 to $E \setminus H_\beta$ shows that there are two families $\{\psi_C\}$ and $\{\phi_v\}$ of extremal KMS_β states. Theorem 5.3 also identifies the states which factor through $C^*(E)$, where there are some tricky subtleties involving the saturations of the sets H_β and K_β .

By applying Theorem 5.3 as β decreases, we can in principle find all KMS states on $\mathcal{TC}^*(E)$ and $C^*(E)$ for every finite graph E . In §6, we show how this works on a variety of examples, and find in particular that there are graphs for which our dynamics has many phase transitions. These examples shed considerable light on the possible behaviour of KMS states, and in particular on what happens between the various critical inverse temperatures discussed in [4, §14]. We close with a section of concluding remarks in which we discuss the range of possible inverse temperatures, and the connections with the results of [4, 2].

2. BACKGROUND

2.1. Directed graphs and their Toeplitz algebras. Suppose that $E = (E^0, E^1, r, s)$ is a directed graph. We use the conventions of [15] for paths, so that, for example, ef is a path when $s(e) = r(f)$. We write E^n for the set of paths of length n , and $E^* := \bigcup_{n \in \mathbb{N}} E^n$. For vertices v, w , we write $vE^n w$ for the set $\{\mu \in E^n : r(\mu) = v \text{ and } s(\mu) = w\}$ (and we allow variations on this theme).

A Toeplitz-Cuntz-Krieger family (P, S) consists of mutually orthogonal projections $\{P_v : v \in E^0\}$ and partial isometries $\{S_e : e \in E^1\}$ such that $S_e^* S_e = P_{s(e)}$ for every $e \in E^1$ and

$$(2.1) \quad P_v \geq \sum_{e \in F} S_e S_e^* \text{ for every } v \in E^0 \text{ and finite subset } F \text{ of } vE^1 = r^{-1}(v).$$

Here we consider only finite graphs, and then it suffices to impose the inequality (2.1) for $F = vE^1$. The Toeplitz algebra $\mathcal{TC}^*(E)$ is generated by a universal Toeplitz-Cuntz-Krieger family (p, s) ; the existence of such an algebra was proved in [5, Theorem 4.1]. For $\mu \in E^n$, we define $s_\mu := s_{\mu_1} s_{\mu_2} \cdots s_{\mu_n}$. Then each s_μ is also a partial isometry, and we

have

$$\mathcal{TC}^*(E) := \overline{\text{span}}\{s_\mu s_\nu^* : \mu, \nu \in E^*, s(\mu) = s(\nu)\}.$$

We shall work mostly in the Toeplitz algebra $\mathcal{TC}^*(E)$ rather than the usual graph algebra $C^*(E)$, and it is therefore convenient to view $C^*(E)$ as the quotient of $\mathcal{TC}^*(E)$ by the ideal generated by

$$\left\{ p_v - \sum_{r(e)=v} s_e s_e^* : v \in E^0 \right\}.$$

We write π_E for the quotient map of $\mathcal{TC}^*(E)$ onto $C^*(E)$, and $\bar{p}_v := \pi_E(p_v)$, $\bar{s}_e := \pi_E(s_e)$. The pair (\bar{p}, \bar{s}) is then universal for Cuntz-Krieger families in the usual way.

2.2. Ideals in Toeplitz algebras. We are interested in graphs whose C^* -algebras $C^*(E)$ are not simple. The standard theory (as in [11], [1] or [15, §4]) says that ideals in $C^*(E)$ are determined by subsets H of E^0 which are both hereditary ($v \in H$ and $vE^*w \neq \emptyset$ imply $w \in H$) and saturated ($s(vE^1) \subset H$ implies $v \in H$). In the Toeplitz algebra, there are more ideals, and in particular every hereditary subset determines one. We need to know what the quotient is.

Proposition 2.1. *Suppose that H is a hereditary set of vertices in a directed graph E and that H is not all of E^0 . Then $E \setminus H := (E^0 \setminus H, s^{-1}(E^0 \setminus H), r, s)$ is a directed graph, and there is a homomorphism $q_H : \mathcal{TC}^*(E) \rightarrow \mathcal{TC}^*(E \setminus H) = C^*(p^{E \setminus H}, s^{E \setminus H})$ such that*

$$(2.2) \quad q_H(p_v) = \begin{cases} p_v^{E \setminus H} & \text{if } v \in E^0 \setminus H \\ 0 & \text{if } v \in H, \end{cases} \quad \text{and} \quad q_H(s_e) = \begin{cases} s_e^{E \setminus H} & \text{if } s(e) \in E^0 \setminus H \\ 0 & \text{if } s(e) \in H. \end{cases}$$

The homomorphism is surjective, and its kernel is the ideal J_H generated by $\{p_v : v \in H\}$.

Proof. Since s maps $(E \setminus H)^1 := s^{-1}(E^0 \setminus H)$ to $(E \setminus H)^0 := E^0 \setminus H$, and since $r(e) \in H$ implies $s(e) \in H$, r maps $(E \setminus H)^1$ into $(E \setminus H)^0$ also. Thus $E \setminus H$ is a directed graph. The formulas on the right-hand sides of (2.2) define a Toeplitz-Cuntz-Krieger E -family in $\mathcal{TC}^*(E \setminus H)$, and hence the universal property of $\mathcal{TC}^*(E)$ gives the existence of the homomorphism q_H . It is surjective because its range contains all the generators of $\mathcal{TC}^*(E \setminus H)$. The kernel of q_H contains all the generators of J_H , so $J_H \subset \ker q_H$, and hence q_H factors through the quotient map $q : \mathcal{TC}^*(E) \rightarrow \mathcal{TC}^*(E)/J_H$. We write \bar{q}_H for the homomorphism on $\mathcal{TC}^*(E)/J_H$ such that $q_H = \bar{q}_H \circ q$.

To see that J_H is all of $\ker q_H$, we construct a left inverse for \bar{q}_H . A quick check shows that the elements $\{q(p_v), q(s_e) : v \in E^0 \setminus H, e \in s^{-1}(E^0 \setminus H)\}$ form a Toeplitz-Cuntz-Krieger $(E \setminus H)$ -family in $\mathcal{TC}^*(E)/J_H$. (It is crucial that we are not trying to impose a Cuntz-Krieger relation at vertices in $E^0 \setminus H$ which receive edges from H .) Thus there is a homomorphism $\rho : \mathcal{TC}^*(E \setminus H) \rightarrow \mathcal{TC}^*(E)/J_H$ such that $\rho(p_v^{E \setminus H}) = q(p_v)$ and $\rho(s_e^{E \setminus H}) = q(s_e)$. Since $s(e) \in H$ implies that $q(s_e) = 0$, the range of ρ contains the images of all the generators of $\mathcal{TC}^*(E)$, and hence ρ is surjective. A quick check shows that $\bar{q}_H \circ \rho$ fixes the generators of $\mathcal{TC}^*(E \setminus H)$, and hence is the identity on $\mathcal{TC}^*(E \setminus H)$. Now the surjectivity of ρ implies that $\rho \circ \bar{q}_H$ is the identity on $\mathcal{TC}^*(E \setminus H)$, so \bar{q}_H is injective, and we have $\ker q_H = J_H$. \square

2.3. Decompositions of the vertex matrix. Let E be a finite directed graph. The vertex matrix of E is the $E^0 \times E^0$ matrix A with entries $A(v, w) = |vE^1w|$; the powers of A then have entries $A^n(v, w) = |vE^n w|$. We will do computations using block decompositions of the vertex matrix A . For subsets $C, D \subset E^0$, we write $A_{C,D}$ for the $C \times D$ subblock of A , and $A_C := A_{C,C}$. We usually choose decompositions of $E^0 = C_1 \sqcup C_2 \sqcup \cdots \sqcup C_n$ such that the associated block decomposition of A is upper-triangular.

For $v, w \in E^0$, we write $v \leq w \iff vE^*w \neq \emptyset$, and $v \sim w \iff v \leq w$ and $w \leq v$. It is easy to check that \sim is an equivalence relation on E^0 (we have $v \sim v$ for all $v \in E^0$ because $E^0 \subset E^*$). We write E^0/\sim for the set of equivalence classes, and refer to these equivalence classes as the *strongly connected components* of E . When $C \in E^0/\sim$, the matrix A_C is either a 1×1 zero matrix (if $C = \{v\}$ is a single vertex with no loops, in which case we say C is a trivial component), or an irreducible matrix in the sense of Perron-Frobenius theory (so that for every $v, w \in C$, there exists n such that $A^n(v, w) > 0$).

We next order the vertex set E^0 to ensure that the vertex matrix takes a convenient block upper-triangular form. The relation \leq descends to a well-defined partial order on E^0/\sim ; when $C \leq D$, we say that D talks to C . We list first the trivial components for which $A_C = (0)$ and which do not talk to nontrivial components; we list them in an order such that w appears after v when $v \leq w$. Next we list the components which are minimal for the order \leq on the remaining components, grouping the vertices in the same component together. Then we list the trivial components which talk only to the components we have listed so far, and so on. This decomposes A as a block upper-triangular matrix in which the diagonal components A_C are either 1×1 zero matrices or are irreducible. We will refer to such a decomposition as a *Seneta decomposition* of A . (Though since Seneta uses different conventions in [16, §1.2], the decomposition he discusses there is a block lower-triangular matrix and our minimal components would become maximal¹.)

2.4. KMS states. We denote the gauge actions of \mathbb{T} on $\mathcal{TC}^*(E)$ and $C^*(E)$ by γ . We are interested in the dynamics α given, on both $\mathcal{TC}^*(E)$ and $C^*(E)$, by $\alpha_t = \gamma_{e^{it}}$. For KMS states, we use the conventions of our previous paper [6]. Thus we know from [6, Proposition 2.1] that a state ϕ of $\mathcal{TC}^*(E)$ is a KMS_β state for some $\beta \in \mathbb{R}$ if and only if

$$(2.3) \quad \phi(s_\mu s_\nu^*) = \delta_{\mu,\nu} e^{-\beta|\mu|} \phi(p_{s(\mu)}) \quad \text{for all } \mu, \nu \in E^*.$$

For fixed β the KMS_β states on $(\mathcal{TC}^*(E), \alpha)$ form a simplex, which we shall refer to as the *KMS_β simplex* of $(\mathcal{TC}^*(E), \alpha)$. The KMS_0 states are the invariant traces.

Since the results of [6, §3] already describe all the KMS states for large inverse temperatures, we do not have anything new to say about ground states or KMS_∞ states.

3. KMS STATES AND QUOTIENTS

When the vertex matrix A of E is irreducible, there are no KMS_β states on the Toeplitz algebra $\mathcal{TC}^*(E)$ when $\beta < \ln \rho(A)$. So it seems reasonable that if C is a strongly connected component with $\ln \rho(A_C) > \beta$, then every KMS_β state must vanish on vertex projections

¹Unfortunately, there is no universal convention as to whether $A(v, w)$ should refer to edges from w to v or edges from v to w . Our convention arises from viewing directed edges as arrows in a category, in which case one expects $ef := e \circ f$ to have source $s(f)$ and range $r(e)$. This convention is standard in many places: for example, in the substantial literature on higher-rank graphs, which have strong links to higher-dimensional subshifts [10, 14], and in studying equivalences for categories of modules over path algebras of quivers [17, 18], see especially the discussion in [17, §5.4].

p_v with $v \in C$. The key to our analysis of reducible graphs is that KMS states must also vanish on any projections p_v for vertices v that connect to such components C . The next result makes this precise.

Proposition 3.1. *Suppose that H is a hereditary subset of E^0 , and $q_H : \mathcal{TC}^*(E) \rightarrow \mathcal{TC}^*(E \setminus H)$ is the surjection of Proposition 2.1. Then for every $\beta \in [0, \infty)$, $q_H^* : \psi \mapsto \psi \circ q_H$ is an affine injection of the KMS_β simplex of $(\mathcal{TC}^*(E \setminus H), \alpha)$ into the KMS_β simplex of $(\mathcal{TC}^*(E), \alpha)$. If $\{C \in H/\sim : \ln \rho(A_C) > \beta\}$ generates H as a hereditary subset of E^0 , then $\phi(p_v) = 0$ for every KMS_β state ϕ on $\mathcal{TC}^*(E)$ and every $v \in H$; if in addition H is not all of E^0 , then q_H^* is surjective.*

Lemma 3.2. *Suppose that H is the hereditary subset of E^0 generated by $\mathcal{C}_1 \subset E^0/\sim$, and that $\beta \leq \ln \rho(A_C)$ for all $C \in \mathcal{C}_1$. Suppose that ϕ is a KMS_β state on $(\mathcal{TC}^*(E), \alpha)$, and that v belongs to the complement of $\bigcup\{C \in \mathcal{C}_1 : \beta = \ln \rho(A_C)\}$ in H . Then $\phi(p_v) = 0$.*

When $\{C \in H/\sim : \ln \rho(A_C) > \beta\}$ generates H , as in Proposition 3.1, Lemma 3.2 applies to every $v \in H$ with $\mathcal{C}_1 = \{C \in H/\sim : \ln \rho(A_C) > \beta\}$. The extra generality in the Lemma will be useful in the proof of Proposition 4.1 below.

Proof. For every path μ with $s(\mu) = v$, (2.1) implies that $p_{r(\mu)} \geq s_\mu s_\mu^*$, and hence

$$(3.1) \quad 0 \leq \phi(p_v) = \phi(s_\mu^* s_\mu) = e^{\beta|\mu|} \phi(s_\mu s_\mu^*) \leq e^{\beta|\mu|} \phi(p_{r(\mu)}).$$

Proposition 2.1(c) of [6] implies that the vector $m^\phi := (\phi(p_w))$ in $[0, 1]^{E^0}$ satisfies the subinvariance relation $Am^\phi \leq e^\beta m^\phi$, and for every $C \in \mathcal{C}_1$ we have

$$(3.2) \quad A_C(m^\phi|_C) \leq A_C(m^\phi|_C) + A_{C, H \setminus C}(m^\phi|_{H \setminus C}) = (Am^\phi)|_C \leq e^\beta m^\phi|_C.$$

Since $v \in H$ and H is generated by \mathcal{C}_1 , there exists $C \in \mathcal{C}_1$ such that $CE^*v \neq \emptyset$. Then either $\beta < \ln \rho(A_C)$ or $\beta = \ln \rho(A_C)$. Suppose that $\beta < \ln \rho(A_C)$. Then (3.2) and the last sentence in Theorem 1.6 of [16] imply that $m^\phi|_C = 0$. We can therefore apply (3.1) to any $\mu \in CE^*v$, and deduce that $\phi(p_v) = 0$.

Now suppose that $\beta = \ln \rho(A_C)$. Then by hypothesis $v \notin C$, and there exists $\lambda \in CE^*v$ of the form $\lambda = e\mu$, where $e \in E^1$, $r(e) \in C$ and $s(e) \notin C$. If $m^\phi|_C = 0$, then we can apply (3.1) to μ and deduce that $\phi(p_v) = 0$. So we suppose that $m^\phi|_C \neq 0$. Then (3.2) and Theorem 1.6 of [16] imply that $m^\phi|_C$ is a multiple of the Perron-Frobenius eigenvector for A_C . Since

$$(3.3) \quad \begin{aligned} (A_C(m^\phi|_C))_{r(e)} &\leq (A_C(m^\phi|_C))_{r(e)} + A(r(e), s(e))m_{s(e)}^\phi \\ &\leq ((Am^\phi)|_C)_{r(e)} \leq e^\beta m_{r(e)}^\phi = \rho(A_C)(m^\phi|_C)_{r(e)}, \end{aligned}$$

and the left and right ends of (3.3) are equal, we deduce that $A(r(e), s(e))m_{s(e)}^\phi = 0$ and $\phi(p_{r(\mu)}) = m_{s(e)}^\phi = 0$; now (3.1) implies that $\phi(p_v) = 0$. \square

Proof of Proposition 3.1. Since $(E \setminus H)^* = \{\mu \in E^* : s(\mu) \notin H\}$, we can deduce from [6, Proposition 2.1(a)] that $\psi \circ q_H$ is a KMS state if and only if ψ is. Since q_H is surjective, q_H^* is injective, and it is clearly weak* continuous and affine. To see the assertion about surjectivity, suppose that $\{C \in H/\sim : \ln \rho(A_C) > \beta\}$ generates H and ϕ is a KMS_β state of $(\mathcal{TC}^*(E), \alpha)$. Lemma 3.2 implies that $\phi(p_v) = 0$ for all $v \in H$. Now we can apply [6, Lemma 2.2] with $\mathcal{F} = \{s_\mu s_\nu^* : \mu, \nu \in E^*\}$ and $P = \{p_v : v \in H\}$, and deduce that ϕ factors through a state of $\mathcal{TC}^*(E)/J_H = \mathcal{TC}^*(E)/\ker q_H$. Thus if $H \neq E^0$, there is a

state ψ of $\mathcal{TC}^*(E \setminus H)$ such that $\phi = \psi \circ q_H$. Since q_H is surjective and is equivariant for the various actions α , ψ is a KMS_β state of $(\mathcal{TC}^*(E \setminus H), \alpha)$. \square

The analogue of Proposition 3.1 for the graph algebra $C^*(E)$ has a slightly different hypothesis: it suffices that $\{C : \ln \rho(A_C) > \beta\}$ generates H as a *saturated* hereditary set. This happens because the identification of $C^*(E)/I_H$ with $C^*(E \setminus H)$ only works when H is saturated (compare Proposition 2.1 with [1, Theorem 4.1] or [15, Theorem 4.9]).

Proposition 3.3. *Suppose that H is a saturated hereditary subset of E^0 , and write \bar{q}_H for the canonical surjection of $C^*(E)$ onto $C^*(E \setminus H)$. Then for every $\beta \in [0, \infty)$, $\bar{q}_H^* : \psi \mapsto \psi \circ \bar{q}_H$ is an affine injection of the KMS_β simplex of $(C^*(E \setminus H), \alpha)$ into the KMS_β simplex of $(C^*(E), \alpha)$. If $\{C \in H/\sim : \ln \rho(A_C) > \beta\}$ generates H as a saturated hereditary subset of E^0 , then $\phi(p_v) = 0$ for every KMS_β state ϕ on $C^*(E)$ and every $v \in H$; if in addition H is not all of E^0 , then \bar{q}_H^* is surjective.*

For the proof we need a simple lemma. Recall from the proof of [6, Corollary 6.1], for example, that the saturation ΣH of a hereditary set H can be viewed as $\bigcup_{k=0}^{\infty} S_k H$, where $S_k H$ are the subsets of E^0 defined recursively by

$$(3.4) \quad S_0 H = H \quad \text{and} \quad S_{k+1} H = S_k H \cup \{v : s(vE^1) \subset S_k H\}.$$

Lemma 3.4. *Suppose that H is a hereditary subset of E^0 , $\beta \in [0, \infty)$, and ϕ, ψ are KMS_β states on $(C^*(E), \alpha)$.*

- (a) *If $\phi(p_v) = \psi(p_v)$ for all $v \in H$, then $\phi = \psi$ on the ideal I_H of $C^*(E)$ generated by $\{p_v : v \in H\}$.*
- (b) *If $\phi(p_v) = 0$ for all $v \in H$, then $\phi(p_v) = 0$ for all v in the saturation ΣH .*

Proof. For (a), we first claim that $\phi(p_v) = \psi(p_v)$ for all $v \in \Sigma H$. We are given that $\phi(p_v) = \psi(p_v)$ for $v \in S_0 H$. Suppose that $\phi(p_v) = \psi(p_v)$ for $v \in S_k H$. Then for $v \in S_{k+1} H$ and $e \in vE^1$, we have $s(e) \in S_k H$, and

$$(3.5) \quad \begin{aligned} \phi(p_v) &= \phi\left(\sum_{e \in vE^1} s_e s_e^*\right) = \sum_{e \in vE^1} e^{-\beta} \phi(p_{s(e)}) \\ &= \sum_{e \in vE^1} e^{-\beta} \psi(p_{s(e)}) = \psi(p_v). \end{aligned}$$

Thus by induction we have $\phi(p_v) = \psi(p_v)$ for all $v \in S_k H$ and all k , and hence for all $v \in \Sigma H$, as claimed.

Next, we recall that

$$I_H = \overline{\text{span}}\{s_\mu s_\nu^* : s(\mu) = s(\nu) \in \Sigma H\}$$

(see [1, Lemma 4.3], for example). For a typical spanning element $s_\mu s_\nu^*$, Equation (2.1) in [6] says that

$$\phi(s_\mu s_\nu^*) = \delta_{\mu, \nu} e^{-\beta|\mu|} \phi(p_{s(\mu)}) = \delta_{\mu, \nu} e^{-\beta|\mu|} \psi(p_{s(\mu)}) = \psi(s_\mu s_\nu^*),$$

and it follows from linearity and continuity that $\phi = \psi$ on I_H .

For (b), we repeat the induction argument of the first paragraph, and in particular the computation in the first line of (3.5). \square

Proof of Proposition 3.3. As in the proof of Proposition 3.1, $\bar{q}_H^* : \psi \mapsto \psi \circ \bar{q}_H$ is an affine injection of the KMS_β simplex of $C^*(E \setminus H)$ into the KMS_β simplex of $C^*(E)$. Suppose that ϕ is a KMS_β state of $C^*(E)$. Then applying Proposition 3.1 to the hereditary closure

H_0 of $\{C \in H/\sim: \beta < \ln \rho(A_C)\}$ shows that $\phi(\bar{p}_v) = \phi \circ \pi_E(p_v) = 0$ for $v \in H_0$. Thus $\{v \in E^0 : \psi(\bar{p}_v) = 0\}$ contains H_0 , and hence by Lemma 3.4 contains $\Sigma H_0 = H$. Now [6, Lemma 2.2] implies that ϕ factors through a state of $C^*(E)/I_H$, and hence there is a state ψ of $C^*(E \setminus H)$ such that $\phi = \psi \circ \bar{q}_H$. Then the surjectivity of \bar{q}_H implies that ψ is a KMS_β state, and $\bar{q}_H^*(\psi) = \phi$. \square

4. KMS STATES ON TOEPLITZ ALGEBRAS

We suppose that E has at least one cycle, so that $\rho(A) \geq 1$ (by Lemma A.1 in [6]), and the critical inverse temperature $\ln \rho(A) \geq 0$. Since a Seneta decomposition of A is upper triangular as a block matrix, we have

$$\rho(A) = \max\{\rho(A_C) : C \in E^0/\sim \text{ is a nontrivial strongly connected component}\}.$$

We therefore focus on the set

$$(4.1) \quad \{C \in E^0/\sim : \rho(A_C) = \rho(A)\}.$$

of *critical components* of E , and in particular on the set $\text{mc} = \text{mc}(E)$ of *minimal critical components* that are minimal in the induced partial order on the set (4.1).

The results of the previous section imply that if $\beta < \ln \rho(A)$, then every KMS_β state on $\mathcal{TC}^*(E)$ vanishes on the hereditary closure of $\{C : \ln \rho(A_C) = \ln \rho(A)\}$. This hereditary closure is the same as that of $\text{mc}(E)$. So the location of the minimal critical components in the graph plays an important role in our analysis. Because the minimal critical components are minimal in (4.1), they cannot talk to each other. Thus in a Seneta decomposition of the vertex matrix A , our conventions ensure that the diagonal blocks $\{A_C : C \in \text{mc}(E)\}$ associated to the minimal critical components appear in the decomposition above other critical components A_D .

The next result is a new version of [6, Theorem 2.1(a)].

Proposition 4.1. *Suppose E has at least one cycle. Let $K = \bigcup_{C \in \text{mc}(E)} C$, let H be the hereditary closure of K , and let L be the union of the nontrivial strongly connected components. Let $\beta \in \mathbb{R}$. Then*

- (a) $\rho(A_{E^0 \setminus H}) < \rho(A)$;
- (b) if ϕ is a $\text{KMS}_{\ln \rho(A)}$ state of $(\mathcal{TC}^*(E), \alpha)$, then $\phi(p_v) = 0$ for $v \in H \setminus K$;
- (c) if E^0 is the hereditary closure of K and ϕ is a KMS_β state of $(\mathcal{TC}^*(E), \alpha)$, then $\ln \rho(A) \leq \beta$;
- (d) if E^0 is the hereditary closure of L and ϕ is a KMS_β state of $(\mathcal{TC}^*(E), \alpha)$, then there is a nontrivial component C with $\ln \rho(A_C) \leq \beta$;
- (e) if E^0 is the saturated hereditary closure of L and ϕ is a KMS_β state of $(C^*(E), \alpha)$, then there is a nontrivial component C with $\ln \rho(A_C) \leq \beta$.

Proof. Since every minimal element of (4.1) is contained in H , so is every other strongly connected component C in (4.1). Thus $\rho(A_C) < \rho(A)$ for every strongly connected component C that is contained in $E^0 \setminus H$, and

$$\rho(A_{E^0 \setminus H}) = \max\{\rho(A_C) : C \in E^0/\sim, C \subset E^0 \setminus H\} < \rho(A),$$

which is (a). Next suppose that ϕ is a $\text{KMS}_{\ln \rho(A)}$ state on $(\mathcal{TC}^*(E), \alpha)$. We set things up so $\text{mc}(E) = \{C \in \text{mc}(E) : \rho(A_C) = \rho(A)\}$, so we can apply Lemma 3.2 with $\beta = \ln \rho(A)$ and $\mathcal{C}_1 = \text{mc}(E)$, and (b) follows.

For (c), we suppose that $\ln \rho(A) > \beta$. Then $\text{mc}(E) \subset \{C \in E^0 / \sim : \ln \rho(A_C) > \beta\}$, and hence the hypothesis implies that $\{C : \ln \rho(A_C) > \beta\}$ generates E^0 . So Proposition 3.1 applies with $H = E^0$. Thus $\phi(p_v) = 0$ for all $v \in E^0$, and $1 = \phi(1) = \sum_{v \in E^0} \phi(p_v) = 0$, which is a contradiction. A similar argument gives (d). For (e), we repeat the argument yet again, using Proposition 3.3 instead of Proposition 3.1. \square

Remark 4.2. If the hereditary closure G of L is not all of E^0 , then $\rho(A \setminus G) = 0$, and Theorem 3.1 of [6] applies to $E \setminus G$ and every $\beta \in \mathbb{R}$. Thus if $\beta < \ln \rho(A_C)$ for every nontrivial component C , there is a $(|E^0 \setminus G| - 1)$ -dimensional simplex of KMS_β states on $\mathcal{TC}^*(E \setminus G)$. It follows from Proposition 3.1 that there is also a $(|E^0 \setminus G| - 1)$ -dimensional simplex of KMS_β states on $\mathcal{TC}^*(E)$. Whether any of these factor through $C^*(E)$ will depend on whether $E \setminus \Sigma G$ has sources (see [6, Corollary 6.1]), and Example 6.4 shows that $E \setminus \Sigma G$ can have sources.

Proposition 4.1 implies that the $\text{KMS}_{\ln \rho(A)}$ simplex does not see the set $H \setminus K$, and hence (via [6, Lemma 2.2]) that the $\text{KMS}_{\ln \rho(A)}$ states vanish on the ideal $J_{H \setminus K}$ generated by $\{p_v : v \in H \setminus K\}$. Our next result describes how the minimal critical components give rise to $\text{KMS}_{\ln \rho(A)}$ states.

Theorem 4.3. *Suppose that E is a directed graph with at least one cycle. Let $K = \bigcup_{C \in \text{mc}(E)} C$, and let $H := \{v \in E^0 : KE^*v \neq \emptyset\}$ be the hereditary closure of K .*

- (a) *Let $C \in \text{mc}(E)$ be a minimal critical component, and let x^C be the unimodular Perron-Frobenius eigenvector of A_C (that is, the one with $\|x^C\|_1 = 1$). Define a vector $z^C \in [0, \infty)^{E^0 \setminus H}$ by*

$$(4.2) \quad z^C := \rho(A)^{-1}(1 - \rho(A)^{-1}A_{E^0 \setminus H})^{-1}A_{E^0 \setminus H, C}x^C.$$

Then there is a $\text{KMS}_{\ln \rho(A)}$ state ψ_C of $(\mathcal{TC}^(E), \alpha)$ such that*

$$(4.3) \quad \psi_C(s_\mu s_\nu^*) = \delta_{\mu, \nu} \rho(A)^{-|\mu|} (1 + \|z^C\|_1)^{-1} \begin{cases} z_{s(\mu)}^C & \text{if } s(\mu) \in E^0 \setminus H \\ x_{s(\mu)}^C & \text{if } s(\mu) \in C \\ 0 & \text{if } s(\mu) \in H \setminus C. \end{cases}$$

The state ψ_C factors through a $\text{KMS}_{\ln \rho(A)}$ state $\bar{\psi}_C$ of $(C^(E), \alpha)$.*

- (b) *The map $t \mapsto \sum_{C \in \text{mc}(E)} t_C \psi_C$ is an affine isomorphism of*

$$S_E := \left\{ t \in [0, 1]^{\text{mc}(E)} : \sum_{C \in \text{mc}(E)} t_C = 1 \right\}$$

onto a simplex $\Sigma_{\text{mc}(E)}$ of $\text{KMS}_{\ln \rho(A)}$ states of $(\mathcal{TC}^(E), \alpha)$. Every $\text{KMS}_{\ln \rho(A)}$ state of $(\mathcal{TC}^*(E), \alpha)$ is a convex combination of a state of the form $q_H^*(\phi) = \phi \circ q_H$ and a state in $\Sigma_{\text{mc}(E)}$.*

The idea in part (a) is that the values of a KMS state on vertices in C contribute to the values $\phi(p_v)$ for $v \in E^0 \setminus H$ when there are paths λ from C to v . As discussed at the beginning of Section 3 of [6], for $\beta > \ln \rho(A_{E^0 \setminus H})$ the series $\sum_{n=0}^{\infty} e^{-\beta n} A_{E^0 \setminus H}^n$ converges in operator norm to $(1 - e^{-\beta} A_{E^0 \setminus H})^{-1}$, and so

$$(4.4) \quad (1 - e^{-\beta} A_{E^0 \setminus H})^{-1}(v, w) = \sum_{n=0}^{\infty} e^{-\beta n} A_{E^0 \setminus H}^n(v, w) = \sum_{\lambda \in vE^*w} e^{-\beta|\lambda|}.$$

Since $\rho(A) > \rho(A_{E^0 \setminus H})$, the $(E^0 \setminus H) \times C$ matrix $(1 - \rho(A)^{-1} A_{E^0 \setminus H})^{-1} A_{E^0 \setminus H, C}$ in (4.2) has entries

$$(4.5) \quad ((1 - \rho(A)^{-1} A_{E^0 \setminus H})^{-1} A_{E^0 \setminus H, C})(v, w) = \sum_{e \in (E^0 \setminus H)E^1 w} \sum_{\mu \in vE^*r(e)} \rho(A)^{-|\mu|}.$$

We use (4.4) in the proof of part (a) and (4.5) in the proof of part (b), and again in Lemma 5.7 and Theorem 5.3(c).

Proof of Theorem 4.3(a). We partition E^0 as $(E^0 \setminus H) \cup C \cup (H \setminus C)$, and claim that the vector $(z^C, x^C, 0)$ satisfies

$$(4.6) \quad A(z^C, x^C, 0) = \rho(A)(z^C, x^C, 0).$$

Since C is minimal, it does not talk to any of the other components in $H \setminus C$, and we have

$$(4.7) \quad A(z^C, x^C, 0) = (A_{E^0 \setminus H} z^C + A_{E^0 \setminus H, C} x^C, A_C x^C, 0).$$

We know that $A_C x^C = \rho(A) x^C$, so we concentrate on the first term. Proposition 4.1 implies that $\rho(A_{E^0 \setminus H}) < \rho(A)$. Since $e^{-\rho(A)} = \rho(A)^{-1}$, (4.4) gives

$$z^C = \sum_{n=0}^{\infty} \rho(A)^{-n-1} A_{E^0 \setminus H}^n A_{E^0 \setminus H, C} x^C,$$

and we have

$$\begin{aligned} A_{E^0 \setminus H} z^C + A_{E^0 \setminus H, C} x^C &= A_{E^0 \setminus H} \left(\sum_{n=0}^{\infty} \rho(A)^{-n-1} A_{E^0 \setminus H}^n A_{E^0 \setminus H, C} x^C \right) + A_{E^0 \setminus H, C} x^C \\ &= \left(\sum_{m=1}^{\infty} \rho(A)^{-m} A_{E^0 \setminus H}^m A_{E^0 \setminus H, C} x^C \right) + A_{E^0 \setminus H, C} x^C \\ &= \sum_{m=0}^{\infty} \rho(A)^{-m} A_{E^0 \setminus H}^m A_{E^0 \setminus H, C} x^C \\ &= \rho(A) z^C. \end{aligned}$$

From this and (4.7), we deduce that $(z^C, x^C, 0)$ satisfies (4.6), as claimed.

Since x^C is unimodular, $m := (1 + \|z^C\|_1)^{-1} (z^C, x^C, 0)$ satisfies $\|m\|_1 = 1$, and hence is a probability measure on E^0 . Equation (4.6) implies that $Am = \rho(A)m$. Thus Proposition 4.1 of [6] implies that there is a $\text{KMS}_{\ln \rho(A)}$ state ψ_C on $(\mathcal{T}C^*(E), \alpha)$ satisfying (4.3), and that ψ_C factors through a $\text{KMS}_{\ln \rho(A)}$ state of $(C^*(E), \alpha)$. \square

The double sum appearing on the right-hand side of (4.5) is parametrised by paths in vE^*w of the form μe , where $r(e)$ is in $E^0 \setminus C$ and μ is a path in $E \setminus H$. We say that such paths *make a quick exit from C*. For a minimal critical component C , we write $\text{QE}(C)$ for the set

$$\text{QE}(C) := \{\mu e : e \in E^1 C, r(e) \notin C, \mu \in E^* r(e)\}$$

of paths which start in C and make a quick exit from C , and $\text{QE}(K) := \bigcup_{C \in \text{mc}(E)} \text{QE}(C)$.

With this notation, the right-hand side of (4.5) becomes

$$\sum_{\lambda \in v \text{QE}(C) w} \rho(A)^{-(|\lambda|-1)}.$$

Lemma 4.4. *The projections $\{s_\lambda s_\lambda^* : \lambda \in \text{QE}(K)\}$ are mutually orthogonal.*

Proof. Suppose that $\mu, \nu \in \text{QE}(K)$ and $\mu \neq \nu$. If $|\mu| = |\nu|$, then $(s_\mu s_\mu^*)(s_\nu s_\nu^*) = s_\mu(s_\mu^* s_\nu) s_\nu^* = 0$. So suppose that one path is longer, say $|\mu| > |\nu|$. Then $s(\nu)$ is in K and $s(\mu|_\nu)$ is not in K because the different minimal critical components do not talk to each other. Thus μ does not have the form $\nu\mu'$, and we have $s_\mu^* s_\nu = 0$, which implies that $(s_\mu s_\mu^*)(s_\nu s_\nu^*) = 0$. \square

Proof of Theorem 4.3(b). Suppose that ϕ is a $\text{KMS}_{\ln \rho(A)}$ state of $(\mathcal{TC}^*(E), \alpha)$, and consider $m^\phi = (\phi(p_v))$, which by [6, Proposition 2.1(c)] satisfies the subinvariance relation $Am^\phi \leq \rho(A)m^\phi$. Suppose that $C \in \text{mc} = \text{mc}(E)$. Proposition 4.1 implies that $m_v^\phi = 0$ for $v \in H \setminus K$, which since the minimal critical components do not talk to each other implies that $(Am^\phi)|_C = A_C(m^\phi|_C)$. So subinvariance implies that

$$A_C(m^\phi|_C) = (Am^\phi)|_C \leq \rho(A)m^\phi|_C = \rho(A_C)m^\phi|_C;$$

now [16, Theorem 1.6] implies that we have equality throughout, and that $m^\phi|_C$ is a multiple of the unimodular Perron-Frobenius eigenvector x^C for A_C . We define $t_C \in [0, \infty)$ by $m^\phi|_C = t_C(1 + \|z^C\|_1)^{-1}x^C$.

We claim that $\sum_{C \in \text{mc}} t_C \leq 1$. For $v \in E^0 \setminus H$, Lemma 4.4 implies that $\phi(p_v) \geq \sum_{\lambda \in v \text{QE}(K)} \phi(s_\lambda s_\lambda^*)$. Now we calculate, using [6, Proposition 2.1(a)] and (4.5):

(4.8)

$$\begin{aligned} \phi(p_v) &\geq \sum_{\lambda \in v \text{QE}(K)} \phi(s_\lambda s_\lambda^*) = \sum_{\lambda \in v \text{QE}(K)} \rho(A)^{-|\lambda|} \phi(p_{s(\lambda)}) \\ &= \sum_{C \in \text{mc}} t_C (1 + \|z^C\|_1)^{-1} \left(\sum_{\lambda \in v \text{QE}(C)} \rho(A)^{-|\lambda|} x_{s(\lambda)}^C \right) \\ &= \sum_{C \in \text{mc}} t_C (1 + \|z^C\|_1)^{-1} \left(\sum_{w \in C} \sum_{\lambda \in v \text{QE}(C)w} \rho(A)^{-|\lambda|} x_w^C \right) \\ &= \sum_{C \in \text{mc}} t_C (1 + \|z^C\|_1)^{-1} \left(\sum_{w \in C} \rho(A)^{-1} ((1 - \rho(A)^{-1} A_{E^0 \setminus H})^{-1} A_{E^0 \setminus H, C})(v, w) x_w^C \right) \\ &= \sum_{C \in \text{mc}} t_C (1 + \|z^C\|_1)^{-1} z_v^C. \end{aligned}$$

For $v \in C$ we have $\phi(p_v) = t_C(1 + \|z^C\|_1)^{-1}x_v^C$ by definition of t_C . Thus

$$\begin{aligned} (4.9) \quad 1 = \phi(1) &= \sum_{v \in E^0} \phi(p_v) \geq \sum_{v \in E^0 \setminus H} \phi(p_v) + \sum_{C \in \text{mc}} \sum_{v \in C} \phi(p_v) \\ &\geq \sum_{v \in E^0 \setminus H} \sum_{C \in \text{mc}} t_C (1 + \|z^C\|_1)^{-1} z_v^C + \sum_{C \in \text{mc}} \sum_{v \in C} t_C (1 + \|z^C\|_1)^{-1} x_v^C \\ &= \sum_{C \in \text{mc}} t_C (1 + \|z^C\|_1)^{-1} \|z^C\|_1 + \sum_{C \in \text{mc}} t_C (1 + \|z^C\|_1)^{-1} \\ &= \sum_{C \in \text{mc}} t_C, \end{aligned}$$

as claimed.

The states ψ_C in part (a) are $\text{KMS}_{\ln \rho(A)}$ states with $m^{\psi_C} = (1 + \|z^C\|_1)^{-1}(z^C, x^C, 0)$, and hence (4.6) says that $Am^{\psi_C} = \rho(A)m^{\psi_C}$. We know from [6, Proposition 2.1(c)] that

m^ϕ is a probability measure with $Am^\phi \leq \rho(A)m^\phi$. Thus

$$(4.10) \quad \begin{aligned} A\left(m^\phi - \sum_{C \in \text{mc}} t_C m^{\psi_C}\right) &= Am^\phi - \sum_{C \in \text{mc}} t_C Am^{\psi_C} = Am^\phi - \sum_{C \in \text{mc}} t_C \rho(A) m^{\psi_C} \\ &\leq \rho(A)m^\phi - \sum_{C \in \text{mc}} t_C \rho(A) m^{\psi_C} = \rho(A)\left(m^\phi - \sum_{C \in \text{mc}} t_C m^{\psi_C}\right). \end{aligned}$$

For $v \in E^0 \setminus H$, we saw in (4.8) that

$$m_v^\phi = \phi(p_v) \geq \sum_{C \in \text{mc}} t_C (1 + \|z^C\|_1)^{-1} z_v^C = \sum_{C \in \text{mc}} t_C m_v^{\psi_C}.$$

For $v \in K$, say $v \in C$, we have from the definition of t_C that

$$m_v^\phi = t_C (1 + \|z^C\|_1)^{-1} x_v^C = t_C \psi_C(p_v) = t_C m_v^{\psi_C};$$

for $v \in H \setminus K$, Proposition 4.1 gives $m_v^\phi = m_v^{\psi_C} = 0$ for all C . Thus the difference satisfies $(m^\phi - \sum_{C \in \text{mc}} t_C m^{\psi_C})|_H = 0$.

If $\sum_{C \in \text{mc}} t_C = 1$, then we have $m^\phi = \sum_C t_C m^{\psi_C}$ because both are probability measures and $m^\phi \geq \sum_C t_C m^{\psi_C}$. Then, since ϕ and $\sum_C t_C \psi_C$ are $\text{KMS}_{\ln \rho(A)}$ states of $(\mathcal{TC}^*(E), \alpha)$ which agree on projections, Proposition 2.1 of [6] implies that $\phi = \sum_C t_C \psi_C$.

If $\sum_{C \in \text{mc}} t_C < 1$, then

$$m := \left(1 - \sum_{C \in \text{mc}} t_C\right)^{-1} \left(m^\phi - \sum_{C \in \text{mc}} t_C m^{\psi_C}\right)|_{E^0 \setminus H}$$

is a probability measure, and the calculation (4.10) implies that m is subinvariant for the graph $E \setminus H$. Since $\rho(A_{E^0 \setminus H}) < \rho(A)$, applying [6, Theorem 3.1] to the graph $E \setminus H$, with $\beta = \ln \rho(A)$ and $\epsilon = (1 - \rho(A))^{-1} A_{E^0 \setminus H} m$, gives a $\text{KMS}_{\ln \rho(A)}$ state ϕ_ϵ on $(\mathcal{TC}^*(E \setminus H), \alpha)$ such that $\phi_\epsilon(p_v) = m_v$ for $v \in E^0 \setminus H$. Now $(1 - \sum_C t_C)(\phi_\epsilon \circ q_H) + \sum_C t_C \psi_C$ is a $\text{KMS}_{\ln \rho(A)}$ state on $(\mathcal{TC}^*(E), \alpha)$ which agrees with ϕ on vertex projections, and hence

$$\phi = \left(1 - \sum_{C \in \text{mc}} t_C\right)(\phi_\epsilon \circ q_H) + \sum_C t_C \psi_C. \quad \square$$

Since $\rho(A_{E^0 \setminus H}) < \rho(A)$, Theorem 3.1 of [6] describes the $\text{KMS}_{\ln \rho(A)}$ states on $\mathcal{TC}^*(E \setminus H)$. We write $y^{E \setminus H}$ for the vector in $[1, \infty)^{E^0 \setminus H}$ described in [6, Theorem 3.1(a)], $\Delta_{\ln \rho(A)}^{E \setminus H}$ for the simplex $\{\epsilon : \epsilon \cdot y^{E \setminus H} = 1\}$ in $[0, \infty)^{E^0 \setminus H}$, and ϕ_ϵ for the $\text{KMS}_{\ln \rho(A)}$ state on $\mathcal{TC}^*(E \setminus H)$ described in [6, Theorem 3.1(b)].

Corollary 4.5. *Every $\text{KMS}_{\ln \rho(A)}$ state on $\mathcal{TC}^*(E)$ has the form*

$$(4.11) \quad \phi_{r,\epsilon,t} := r(\phi_\epsilon \circ q_H) + (1-r) \left(\sum_{C \in \text{mc}(E)} t_C \psi_C \right)$$

for some $r \in [0, 1]$, $\epsilon \in \Delta_{\ln \rho(A)}^{E \setminus H}$ and $t \in S_{\text{mc}}$. We have $\phi_{r,\epsilon,t} = \phi_{r',\epsilon',t'}$ if and only if $(r\epsilon, (1-r)t) = (r'\epsilon', (1-r')t')$.

Proof. Theorem 4.3(b) shows that each $\text{KMS}_{\ln \rho(A)}$ state has the form (4.11).

Suppose that $(r\epsilon, (1-r)t) = (r'\epsilon', (1-r')t')$. Then $(1-r) \sum t_C \psi_C = (1-r') \sum t'_C \psi_C$, and so $\phi_{r,\epsilon,t} - \phi_{r',\epsilon',t'} = (r\phi_\epsilon - r'\phi_{\epsilon'}) \circ q_H$. Since $\sum t_C = \sum t'_C = 1$, we also have $1-r = 1-r'$ and hence $r = r'$. So either $r = 0$ or $\epsilon = \epsilon'$, and in either case, $r\phi_\epsilon = r'\phi_{\epsilon'}$, giving $\phi_{r,\epsilon,t} - \phi_{r',\epsilon',t'} = 0$.

Now suppose that $\phi_{r,\epsilon,t} = \phi_{r',\epsilon',t'}$. Fix $C \in \text{mc}(E)$ and $v \in C$. For $C' \in \text{mc}(E)$, the formula (4.3) shows that $\psi_{C'}(p_v) = \delta_{C,C'}(1 + \|z^C\|)^{-1}x_v^C$. Since $q_H(p_v) = 0$,

$$0 = \phi_{r,\epsilon,t}(p_v) - \phi_{r',\epsilon',t'}(p_v) = ((1-r)t_C - (1-r')t'_C)(1 + \|z^C\|)^{-1}x_v^C.$$

Parts (a) and (d) of [16, Theorem 1.5] imply that $x_v^C > 0$, and so $(1-r)t_C = (1-r')t'_C$. It remains to show that $r\epsilon = r'\epsilon'$. We have $r = 1 - \|(1-r)t\|_1 = 1 - \|(1-r')t'\|_1 = r'$, and so $0 = \phi_{r,\epsilon,t} - \phi_{r,\epsilon',t} = r(\phi_\epsilon \circ q_H - \phi_{\epsilon'} \circ q_H)$. If $r = 0$, then we trivially have $r\epsilon = r'\epsilon'$. Suppose that $r \neq 0$. Then $\phi_\epsilon \circ q_H = \phi_{\epsilon'} \circ q_H$. Proposition 3.1 implies that q_H^* is injective, so $\phi_\epsilon = \phi_{\epsilon'}$; since $\epsilon \mapsto \phi_\epsilon$ is injective [6, Theorem 3.1(b)], we deduce that $\epsilon = \epsilon'$. \square

5. THE KMS SIMPLICES FOR A FIXED INVERSE TEMPERATURE

In this section, we consider a finite directed graph E and a real number β , and aim to describe the extreme points of the KMS_β simplices of $\mathcal{TC}^*(E)$ and $C^*(E)$. The states described in Theorem 4.3 will be some of them. We generate some more candidates by applying [6, Theorem 3.1] to a graph of the form $E \setminus H$. We continue to use the recursive description of the saturation ΣH described on page 6.

Proposition 5.1. *Suppose that H is a hereditary subset of E^0 and $\beta > \ln \rho(A_{E^0 \setminus H})$. For each $v \in E^0 \setminus H$ the series $\sum_{\mu \in (E \setminus H)^*} e^{-\beta|\mu|}$ converges with sum $y_v \geq 1$; let y be the vector (y_v) in $[1, \infty)^{E^0 \setminus H}$. Then for each $v \in E^0 \setminus H$, there is a KMS_β state ϕ_v^H of $\mathcal{TC}^*(E \setminus H)$ such that*

$$(5.1) \quad \phi_v^H(s_\mu s_\nu^*) = \delta_{\mu,\nu} e^{-\beta|\mu|} (1 - e^{-\beta} A_{E^0 \setminus H})^{-1}(s(\mu), v) y_v^{-1} \quad \text{for } \mu, \nu \in (E \setminus H)^*.$$

The states $\{\phi_v^H : v \in E^0 \setminus H\}$ are the extremal KMS_β states of $\mathcal{TC}^*(E \setminus H)$.

Proof. Applying [6, Theorem 3.1(a)] to $E \setminus H$ shows that the series defining y_v converges. We define $\epsilon^v \in [0, \infty)^{E^0 \setminus H}$ by $\epsilon_u^v = \delta_{u,v} y_v^{-1}$. Then $\epsilon^v \cdot y = 1$, and the corresponding probability measure $m^v = (1 - e^{-\beta} A_{E^0 \setminus H})^{-1} \epsilon^v$ in [6, Theorem 3.1(a)] has entries

$$m_w^v = (1 - e^{-\beta} A_{E^0 \setminus H})^{-1}(w, v) y_v^{-1} \quad \text{for } w \in E^0 \setminus H.$$

Thus by [6, Theorem 3.1(b)], there is a KMS_β state ϕ_v^H of $\mathcal{TC}^*(E \setminus H)$ satisfying (5.1). It follows from [6, Theorem 3.1(c)] that the ϕ_v^H are the extreme points of the simplex of KMS_β states (as observed in [6, Remark 3.2]). \square

Corollary 5.2. *Let $v \in E^0$ and $\beta > 0$. Suppose that there is a hereditary subset H of E^0 such that $v \notin H$ and $\ln \rho(A_{E^0 \setminus H}) < \beta$. Then there is a KMS_β state $\phi_{\beta,v}$ of $(\mathcal{TC}^*(E), \alpha)$ such that for every pair $\mu, \nu \in E^*$, we have*

$$(5.2) \quad \phi_{\beta,v}(s_\mu s_\nu^*) = \begin{cases} 0 & \text{if } s(\mu)E^*v = \emptyset \\ \delta_{\mu,\nu} \left(e^{-\beta|\mu|} \sum_{\lambda \in s(\mu)E^*v} e^{-\beta|\lambda|} \right) y_v^{-1} & \text{if } s(\mu)E^*v \neq \emptyset; \end{cases}$$

for every H satisfying these hypotheses, we have $\phi_{\beta,v} = \phi_v^H \circ q_H$.

Notice that (5.2) implies that the state $\phi_{\beta,v}$ does not depend on the choice of the hereditary set H satisfying $v \notin H$ and $\ln \rho(A_{E^0 \setminus H}) < \beta$.

Proof. Proposition 5.1 gives us a KMS_β state ϕ_v^H of $(\mathcal{TC}^*(E \setminus H), \alpha)$. Because H is hereditary, every path λ in E^*v lies entirely in $E \setminus H$. Thus (5.1) implies that for every $\mu, \nu \in (E \setminus H)^*$, we have

$$\phi_v^H(s_\mu s_\nu^*) = \delta_{\mu, \nu} \left(e^{-\beta|\mu|} \sum_{\lambda \in s(\mu)(E \setminus H)^*v} e^{-\beta|\lambda|} \right) y_v^{-1} = \delta_{\mu, \nu} \left(e^{-\beta|\mu|} \sum_{\lambda \in s(\mu)E^*v} e^{-\beta|\lambda|} \right) y_v^{-1};$$

notice that (5.1) is zero if $s(\mu)E^*v = \emptyset$, and in that case we need to interpret the empty sum on the right-hand side as 0. For $\mu, \nu \in E^*$ with $s(\mu) = s(\nu) \in H$, we have $q_H(s_\mu s_\nu^*) = 0$. Thus for arbitrary $\mu, \nu \in E^*$ with $s(\mu) = s(\nu)$, we have

$$\phi_v^H \circ q_H(s_\mu s_\nu^*) = \begin{cases} 0 & \text{if } s(\mu) = s(\nu) \in H \\ \delta_{\mu, \nu} \left(e^{-\beta|\mu|} \sum_{\lambda \in s(\mu)E^*v} e^{-\beta|\lambda|} \right) y_v^{-1} & \text{if } s(\mu) = s(\nu) \in E^0 \setminus H, \end{cases}$$

and $\phi_{\beta, v} := \phi_v^H \circ q_H$ is a KMS_β state of $(\mathcal{TC}^*(E), \alpha)$ satisfying (5.2). \square

Theorem 5.3. *Suppose that E is a finite directed graph and β is a real number, and denote by α all the actions of \mathbb{R} obtained by lifting gauge actions on Toeplitz algebras and graph algebras. Let H_β be the hereditary closure in E^0 of $\{C \in E^0 / \sim : \ln \rho(A_C) > \beta\}$.*

- (a) *If $H_\beta = E^0$, then $(\mathcal{TC}^*(E), \alpha)$ has no KMS_β states.*
- (b) *Suppose that $H_\beta \neq E^0$ and that $\beta > \ln \rho(A_{E^0 \setminus H_\beta})$. For $v \in E^0 \setminus H_\beta$, there is a KMS_β state $\phi_{\beta, v}$ of $(\mathcal{TC}^*(E), \alpha)$ satisfying (5.2). Then*

$$\{\phi_{\beta, v} : v \in E^0 \setminus H_\beta\}$$

are the extreme points of the KMS_β simplex of $(\mathcal{TC}^(E), \alpha)$. A KMS_β state factors through $C^*(E)$ if and only if it belongs to the convex hull of*

$$\{\phi_{\beta, v} : v \text{ is a source in } E \setminus \Sigma H_\beta\}.$$

- (c) *Suppose that $H_\beta \neq E^0$ and that $\beta = \ln \rho(A_{E^0 \setminus H_\beta})$. Let K_β be the hereditary closure in E^0 of $\{C \in E^0 / \sim : \ln \rho(A_C) \geq \beta\}$. For $v \in E^0 \setminus K_\beta$, there is a KMS_β state $\phi_{\beta, v}$ of $(\mathcal{TC}^*(E), \alpha)$ satisfying (5.2). For $C \in \text{mc}(E \setminus H_\beta)$, let $\psi_C^{H_\beta}$ be the KMS_β state of $(\mathcal{TC}^*(E \setminus H_\beta), \alpha)$ obtained by applying Theorem 4.3(a) to the graph $E \setminus H_\beta$. Then the states*

$$(5.3) \quad \{\psi_C := \psi_C^{H_\beta} \circ q_{H_\beta} : C \in \text{mc}(E \setminus H_\beta)\} \cup \{\phi_{\beta, v} : v \in E^0 \setminus K_\beta\}$$

are the extreme points of the KMS_β simplex of $(\mathcal{TC}^(E), \alpha)$. A KMS_β state factors through $C^*(E)$ if and only if it belongs to the convex hull of*

$$(5.4) \quad \{\psi_C : C \in \text{mc}(E \setminus H_\beta)\} \cup \{\phi_{\beta, v} : v \text{ is a source in } E \setminus \Sigma K_\beta\}.$$

Both H_β and K_β are hereditary subsets of E^0 , and $H_\beta \subset K_\beta$. Obviously the proof of the theorem must exploit the specific nature of these two sets, but some of our arguments are more general, and we separate out some lemmas. Throughout this section, E is a finite directed graph.

Lemma 5.4. *Suppose that I is an ideal in a C^* -algebra A , that ϕ_1, \dots, ϕ_n are states of A , and that $\lambda_i \in (0, \infty)$ for $1 \leq i \leq n$. Then $\sum_{j=1}^n \lambda_j \phi_j$ factors through A/I if and only if ϕ_i factors through A/I for all i .*

Proof. If each ϕ_i factors through A/I , then so does every linear combination. So suppose that $\sum_j \lambda_j \phi_j$ factors through $C^*(E)$. For a positive element a in I and each i , we have

$$0 = \sum_{j=1}^n \lambda_j \phi_j(a) \geq \lambda_i \phi_i(a) \geq 0,$$

and since $\lambda_i > 0$, this forces $\phi_i(a) = 0$. Since I is spanned by its positive elements, we deduce that ϕ_i vanishes on I , and hence ϕ_i factors through A/I . \square

Lemma 5.5. *Suppose that $H \subset E^0$ is hereditary and that ϕ is a KMS_β -state of $\mathcal{TC}^*(E \setminus H)$ which factors through $C^*(E \setminus H)$. If $\phi(p_v) = 0$ for all $v \in \Sigma H \setminus H$, then the state $\phi \circ q_H$ of $\mathcal{TC}^*(E)$ factors through $C^*(E)$.*

Proof. The hypothesis says that there is a state $\bar{\phi}$ of $C^*(E \setminus H)$ such that $\phi = \bar{\phi} \circ \pi_{E \setminus H}$. Let J be the ideal of $C^*(E \setminus H)$ generated by $\{p_v : v \in \Sigma H \setminus H\}$. Then [6, Lemma 2.2] implies that $\bar{\phi}$ factors through $C^*(E \setminus H)/J$. Theorem 4.1(b) of [1] implies that there is an isomorphism of $C^*(E \setminus \Sigma H)$ onto $C^*(E \setminus H)/J$ which takes \bar{s}_e to $s_e + J$. So there is a KMS_β state $\bar{\bar{\phi}}$ of $C^*(E \setminus \Sigma H)$ such that $\phi = \bar{\bar{\phi}} \circ \bar{q}_{\Sigma H \setminus H} \circ \pi_{E \setminus H}$. By considering the images of generators of $\mathcal{TC}^*(E)$, one checks that the diagram

$$(5.5) \quad \begin{array}{ccccc} C^*(E \setminus H) & \xleftarrow{\pi_{E \setminus H}} & \mathcal{TC}^*(E \setminus H) & \xleftarrow{q_H} & \mathcal{TC}^*(E) \\ \bar{q}_{\Sigma H \setminus H} \downarrow & & & & \downarrow \pi_E \\ C^*(E \setminus \Sigma H) & \xleftarrow{\bar{q}_{\Sigma H}} & & & C^*(E) \end{array}$$

commutes. Thus $\phi \circ q_H$ factors through the state $\bar{\bar{\phi}} \circ \bar{q}_{\Sigma H}$ of $C^*(E)$. \square

Lemma 5.6. *Suppose that E is a finite directed graph with vertex matrix A , and that $\beta > \ln \rho(A)$. Suppose that G is a hereditary subset of E^0 , and let $y^E \in [1, \infty)^{E^0}$ and $y^{E \setminus G}$ be the vectors of [6, Theorem 3.1] for the graphs E and $E \setminus G$. If $\epsilon \in [0, 1]^{E^0}$ satisfies $\epsilon \cdot y = 1$ and $\epsilon|_G = 0$, then $\epsilon|_{E \setminus G}$ satisfies $(\epsilon|_{E \setminus G}) \cdot y^{E \setminus G} = 1$, and the corresponding KMS_β states on the Toeplitz algebras satisfy $\phi_\epsilon = \phi_{\epsilon|_{E \setminus G}} \circ q_G$.*

Proof. For $w \in E^0 \setminus G$, we have $(E \setminus G)^* w = E^* w$, and hence

$$y_w^{E \setminus G} = \sum_{\mu \in (E \setminus G)^* w} e^{-\beta|\mu|} = \sum_{\mu \in E^* w} e^{-\beta|\mu|} = y_w^E.$$

Thus $y^{E \setminus G} = y|_{E \setminus G}$, and $1 = \epsilon \cdot y^E = (\epsilon|_{E \setminus G}) \cdot (y|_{E \setminus G}) = (\epsilon|_{E \setminus G}) \cdot y^{E \setminus G}$.

Since G is hereditary, for $v \in E^0$ we have

$$m_v = ((1 - e^{-\beta} A)^{-1} \epsilon)_v = \begin{cases} ((1 - e^{-\beta} A_{E^0 \setminus G})^{-1} \epsilon|_{E \setminus G})_v & \text{if } v \in E^0 \setminus G \\ 0 & \text{if } v \in G, \end{cases}$$

and hence

$$\phi_\epsilon(p_v^E) = \begin{cases} \phi_{\epsilon|_{E \setminus G}}(p_v^{E \setminus G}) & \text{if } v \in E^0 \setminus G \\ 0 & \text{if } v \in G. \end{cases}$$

Thus ϕ_ϵ and $\phi_{\epsilon|_{E \setminus G}} \circ q_G$ agree on the vertex projections $\{p_v\}$ in $\mathcal{TC}^*(E)$, and since both are KMS_β states, [6, Proposition 2.1(a)] implies that they are equal. \square

Lemma 5.7. *Suppose that H is a hereditary subset of E and $\beta > \ln \rho(A_{E^0 \setminus H})$. Let $v \in E^0 \setminus H$, and let ϕ_v^H be the state of $\mathcal{TC}^*(E \setminus H)$ described in Proposition 5.1. Then $\phi_v^H \circ q_H$ factors through $C^*(E)$ if and only if v is a source in $E \setminus \Sigma H$.*

Proof. Suppose that v is a source in $E \setminus \Sigma H$. Then v must be a source in E : otherwise, we have $s(r^{-1}(v)) \subset \Sigma H$, and saturation implies that $v \in \Sigma H$. In particular, v is a source in $E \setminus H$, and [6, Corollary 6.1(a)] implies that ϕ_v^H factors through $C^*(E \setminus H)$. With a view to applying Lemma 5.5, we take $w \in \Sigma H \setminus H$. Since ΣH is hereditary, $wE^n v = \emptyset$ for all n , and (4.4) implies that $(1 - e^{-\beta} A_{E^0 \setminus H})^{-1}(w, v) = 0$. Thus

$$\phi_v^H(p_w) = (1 - e^{-\beta} A_{E^0 \setminus H})^{-1}(w, v) y_v^{-1} = 0,$$

and Lemma 5.5 implies that $\phi_v^H \circ q_H$ factors through $C^*(E)$.

Now suppose that $\phi_v^H \circ q_H$ factors through $C^*(E)$. Since $\phi_v^H \circ q_H(p_w) = 0$ for $w \in H$, Lemma 3.4(b) implies that $\phi_v^H \circ q_H$ vanishes on $\{p_w : w \in \Sigma H\}$. Thus it follows from [6, Lemma 2.2] that $\phi_v^H \circ q_H$ factors through $C^*(E \setminus \Sigma H)$. Since $\phi_v^H(p_v) \neq 0$, we deduce that $v \in E^0 \setminus \Sigma H$. Thus $\epsilon_w^v = (y_v^{E \setminus H})^{-1} \delta_{v,w}$ vanishes for w in the hereditary set ΣH , and Lemma 5.6 implies that $\phi_v^H \circ q_H = \phi_{\epsilon^v|_{E \setminus \Sigma H}} \circ q_{\Sigma H \setminus H}$. Since $\phi_v^H \circ q_H$ factors through $C^*(E)$, for $w \in E^0 \setminus \Sigma H$ we have

$$\begin{aligned} \phi_{\epsilon^v|_{E \setminus \Sigma H}} \left(p_w - \sum_{e \in w(E \setminus \Sigma H)^1} s_e s_e^* \right) &= \phi_{\epsilon^v|_{E \setminus \Sigma H}} \circ q_{\Sigma H \setminus H} \left(p_w - \sum_{e \in w(E \setminus H)^1} s_e s_e^* \right) \\ &= \phi_v^H \circ q_H \left(p_w - \sum_{e \in wE^1} s_e s_e^* \right) = 0. \end{aligned}$$

Applying [6, Lemma 2.2] to $E \setminus \Sigma H$ shows that $\phi_{\epsilon^v|_{E \setminus \Sigma H}}$ factors through $C^*(E \setminus \Sigma H)$. We have $\beta > \rho(A_{E^0 \setminus H})$, so Corollary 6.1(a) of [6] implies that $\epsilon^v|_{E \setminus \Sigma H}$ is supported on the sources of $E \setminus \Sigma H$, and hence v is a source in $E \setminus \Sigma H$. \square

Proof of Theorem 5.3. (a) We suppose that $\mathcal{TC}^*(E)$ has a KMS_β state ϕ , and prove that $H_\beta \neq E^0$. The set $\bigcup \{C \in E^0 / \sim : \ln \rho(A_C) > \beta\}$ generates H_β as a hereditary set, and so Proposition 3.1 implies that $\phi(p_w) = 0$ for all $w \in H_\beta$. Hence $1 = \phi(1) = \sum_{v \notin H_\beta} \phi(p_v)$, and H_β cannot be all of E^0 .

(b) Applying Corollary 5.2 with $H = H_\beta$ gives the existence of the state $\phi_{\beta,v}$, and the last comment in Corollary 5.2 implies that $\phi_{\beta,v} = \phi_v^{H_\beta} \circ q_{H_\beta}$. We can apply Proposition 5.1 with $H = H_\beta$, and deduce that the states $\phi_v^{H_\beta}$ for $v \notin H_\beta$ are the extreme points of the KMS_β simplex of $\mathcal{TC}^*(E \setminus H_\beta)$. Since H_β is not all of E^0 , the final statement of Proposition 3.1 implies that $q_{H_\beta}^*$ is an isomorphism of the KMS_β simplex of $\mathcal{TC}^*(E \setminus H_\beta)$ onto that of $\mathcal{TC}^*(E)$. Hence the states $\phi_{\beta,v} = \phi_v^{H_\beta} \circ q_{H_\beta}$ are the extreme points of the KMS_β simplex of $\mathcal{TC}^*(E)$.

Lemma 5.7 implies that $\phi_{\beta,v} = \phi_v^{H_\beta} \circ q_{H_\beta}$ factors through $C^*(E)$ if and only if v is a source in $E \setminus \Sigma H_\beta$. So Lemma 5.4 implies that a KMS_β state ϕ factors through $C^*(E)$ if and only if it belongs to the convex hull of $\{\phi_{\beta,v} : v \text{ is a source in } E \setminus \Sigma H_\beta\}$.

(c) We can apply Corollary 5.2 with $H = K_\beta$ to get the state $\phi_{\beta,v} = \phi_v^{K_\beta} \circ q_{K_\beta}$. As in (b), $q_{K_\beta}^*$ is an isomorphism of the KMS_β simplex of $\mathcal{TC}^*(E \setminus K_\beta)$ onto that of $\mathcal{TC}^*(E)$. Since $\beta = \ln \rho(A_{E^0 \setminus H_\beta})$ is real, $\rho(A_{E^0 \setminus H_\beta})$ cannot be 0, and [6, Lemma A.1(b)] implies that $E \setminus H_\beta$ has at least one cycle. The set $K_\beta \setminus H_\beta$ is generated as a hereditary subset of $E^0 \setminus H_\beta$ by the minimal critical components of $E \setminus H_\beta$, and hence is the set H in Theorem 4.3 for the graph

$E \setminus H_\beta$. Thus Corollary 4.5 implies that the KMS_β states of $\mathcal{TC}^*(E \setminus H_\beta)$ have the form $\phi_{r,\epsilon,t}$, and that the extreme points are the ones of the form $\phi_{1,\epsilon^v,t} = \phi_v^{K_\beta \setminus H_\beta} \circ q_{K_\beta \setminus H_\beta} = \phi_{\beta,v}$ or $\phi_{0,\epsilon,\delta_C} = \psi_C^{H_\beta}$. Proposition 2.1 implies that $q_{K_\beta \setminus H_\beta} \circ q_{H_\beta} = q_{K_\beta}$. Thus the KMS_β simplex of $\mathcal{TC}^*(E)$ is the convex hull of the set (5.3).

It remains to show that a convex combination of the states (5.3) factors through $C^*(E)$ if and only if it belongs to the convex hull of the set (5.4). Lemma 5.7 implies that $\phi_v^{K_\beta} \circ q_{K_\beta}$ factors through $C^*(E)$ if and only if v is a source in $E \setminus \Sigma K_\beta$. We claim that the $\psi_C^{H_\beta} \circ q_{H_\beta}$ all factor through $C^*(E)$. To see this, fix $C \in \text{mc}(E \setminus H_\beta)$. Theorem 4.3(a) implies that $\psi_C^{H_\beta}$ factors through $C^*(E \setminus H_\beta)$. We have $vE^n C \neq \emptyset$ for all $v \in C$ and $n \in \mathbb{N}$ because C is a nontrivial connected component. Since $C \cap H_\beta = \emptyset$, we deduce that C does not intersect any of the sets $S_k H_\beta$ of (3.4), and hence $C \cap \Sigma H_\beta = \emptyset$. Then because ΣH_β is hereditary, we have $wE^* C = \emptyset$ for all $w \in \Sigma H_\beta$. Hence (4.5) implies that $z_w^C = 0$ for all $w \in \Sigma H_\beta \setminus H_\beta$, and so (4.3) implies that $\psi_C^{H_\beta}(p_w) = 0$ for all $w \in \Sigma H_\beta \setminus H_\beta$. Now Lemma 5.5 implies that $\psi_C = \psi_C^{H_\beta} \circ q_{H_\beta}$ factors through $C^*(E)$. \square

Theorem 5.3 describes the KMS_β simplex for each fixed β . However, it also makes sense to fix a vertex v , and ask for which β there is a state $\phi_{\beta,v}$ of $(\mathcal{TC}^*(E), \alpha)$ as in Corollary 5.2.

Corollary 5.8. *Suppose that E is a finite directed graph and $v \in E^0$. Define*

$$\beta_v := \max\{\ln \rho(A_C) : C \leq v\}.$$

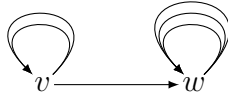
Then there is a state $\phi_{\beta,v}$ satisfying (5.2) if and only if $\beta > \beta_v$.

Proof. First suppose that there exists such a state $\phi_{\beta,v}$. Then there is a hereditary set H such that $v \notin H$ and $\ln \rho(A_{E^0 \setminus H}) < \beta$. But then any C with $C \leq v$ lies in $E^0 \setminus H$, and $\ln \rho(A_C) \leq \ln \rho(A_{E^0 \setminus H}) < \beta$. Thus $\beta_v = \max\{\ln \rho(A_C) : C \leq v\} < \beta$. Conversely, suppose that $\beta > \beta_v$. Then the hereditary closure K_β of $\{C : \ln \rho(A_C) \geq \beta\}$ does not contain v : for if so, then there exists $C \in \{C : \ln \rho(A_C) \geq \beta\}$ with $C \leq v$, and we have $\beta_v \geq \beta$. Thus we can apply Corollary 5.2 with $H = K_\beta$ to deduce the existence of $\phi_{\beta,v}$. \square

6. EXAMPLES

We give some examples to show how we can use Theorem 5.3 to compute all the KMS states on $\mathcal{TC}^*(E)$ and $C^*(E)$. Since we want to focus on how the different components of E interact, we consider graphs in which the components are small.

Example 6.1. The following graph E

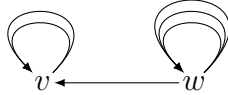


has two strongly connected components $\{v\}$ and $\{w\}$. Both are nontrivial components, with $A_{\{v\}} = (2)$, $A_{\{w\}} = (3)$ and $\rho(A) = 3$.

- For $\beta > \ln \rho(A) = \ln 3$, the set H_β of Theorem 5.3 is empty, and Theorem 5.3(b) gives a 1-dimensional simplex of KMS_β states on $(\mathcal{TC}^*(E), \alpha)$ with extreme points $\phi_{\beta,v}$ and $\phi_{\beta,w}$. None of these factor through $C^*(E)$.

- At $\beta = \ln 3$, H_β is still empty, but $K_{\ln 3}$ is the hereditary closure of $\{w\}$, which is all of E^0 . The only critical component is $\{w\}$, and hence Theorem 5.3(c) gives a unique $\text{KMS}_{\ln 3}$ state $\psi_{\{w\}}$ which factors through $C^*(E)$.
- For $\beta < \ln 3$, $H_\beta = E^0$, and $(\mathcal{TC}^*(E), \alpha)$ has no KMS_β states.

Example 6.2. Reversing the horizontal arrow in the previous example makes a big difference. The graph E now looks like



The strongly connected components are still $\{v\}$ and $\{w\}$, but now the minimal critical component $\{w\}$ is hereditary.

- For $\beta > \ln 3 = \ln \rho(A)$, $H_\beta = \emptyset$, and Theorem 5.3(b) gives a 1-dimensional simplex of KMS_β states on $(\mathcal{TC}^*(E), \alpha)$ with extreme points $\phi_{\beta,v}$ and $\phi_{\beta,w}$. None of these factor through $C^*(E)$.
- For $\beta = \ln 3$, we have $H_\beta = \emptyset$ and $K_\beta = \{w\}$. Theorem 5.3(c) gives a 1-dimensional simplex of $\text{KMS}_{\ln 3}$ states on $(\mathcal{TC}^*(E), \alpha)$ with extreme points $\phi_{\ln 3,v}$ and $\psi_{\{w\}}$, and only $\psi_{\{w\}}$ factors through $C^*(E)$. (We work out a formula for $\psi_{\{w\}}$ at the end of this example.)
- For $\ln 2 < \beta < \ln 3$, $H_\beta = \{w\}$, and Theorem 5.3(b) gives a single KMS_β state $\phi_{\beta,v}$ on $(\mathcal{TC}^*(E), \alpha)$, which does not factor through $C^*(E)$.
- For $\beta = \ln 2$, $H_\beta = \{w\}$ and $K_\beta = \{v, w\} = E^0$. The graph $E \setminus H_\beta$ has a single critical component $\{v\}$, and Theorem 5.3(c) gives a unique $\text{KMS}_{\ln 2}$ state $\psi_{\{v\}}$ on $(\mathcal{TC}^*(E), \alpha)$. This state factors through $C^*(E)$.
- For $\beta < \ln 2$, there are no KMS_β states.

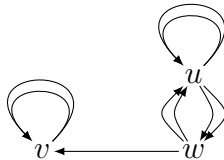
We can make the construction of these states quite explicit. We illustrate by working through the construction of the $\text{KMS}_{\ln 3}$ state $\psi_{\{w\}}$. The unimodular Perron-Frobenius eigenvector for the matrix $A_{\{w\}} = (3)$ is the scalar $x_w^{\{w\}} = 1$, and the vector $z^{\{w\}}$ in (4.2) is the scalar

$$z_v^{\{w\}} = \rho(A)^{-1} (1 - \rho(A)^{-1} A_{\{v\}})^{-1} A(v, w) x_w^{\{w\}} = 3^{-1} (1 - 3^{-1} \cdot 2)^{-1} 1 \cdot 1 = 3^{-1} \cdot 3 = 1.$$

Thus $\|1 + z^{\{w\}}\|_1 = 2$, $\psi_{\{w\}}(p_v) = \psi_{\{w\}}(p_w) = 2^{-1}$, and

$$\psi_{\{w\}}(s_\mu s_\nu^*) = \delta_{\mu,\nu} 3^{-|\mu|} 2^{-1} \quad \text{for } \mu, \nu \in E^*.$$

Example 6.3. We now replace the component $\{w\}$ with a 2-vertex component whose critical inverse temperature still exceeds that of the component $\{v\}$. This gives an example in which the KMS_β simplex changes dimension both as β decreases to $\ln \rho(A)$, and as β passes through $\ln \rho(A)$.



The strongly connected components are $\{v\}$ and $\{w, u\}$. The block corresponding to the latter is $A_{\{w,u\}} = \begin{pmatrix} 2 & 2 \\ 2 & 2 \end{pmatrix}$, which has spectral radius $\rho(A_{\{w,u\}}) = \gamma := 1 + \sqrt{5}$. Since $\rho(A) = \max\{\rho(A_{\{v\}}), \rho(A_{\{w,u\}})\} = \gamma$, $\{w, u\}$ is a minimal critical component.

- For $\beta > \ln \gamma$, $H_\beta = \emptyset$, and Theorem 5.3(b) gives a 2-dimensional simplex of KMS_β states on $(\mathcal{TC}^*(E), \alpha)$ with extreme points $\phi_{\beta,v}$, $\phi_{\beta,w}$ and $\phi_{\beta,u}$. None of these factor through $C^*(E)$.
- For $\beta = \ln \gamma$, we have $H_\beta = \emptyset$ and $K_\beta = \{w, u\}$. Theorem 5.3(c) gives a 1-dimensional simplex of $\text{KMS}_{\ln \gamma}$ states on $(\mathcal{TC}^*(E), \alpha)$ with extreme points $\phi_{\ln \gamma, v}$ and $\psi_{\{w,u\}}$. Only $\psi_{\{w,u\}}$ factors through $C^*(E)$.
- For $0 < \beta < \ln \gamma$, we have $\{w, u\} \subseteq H_\beta$, and so the KMS_β simplex is similar to that of Example 6.2. In particular, the dimension of the KMS_β simplex drops again to 0 as β drops below $\ln \gamma$, and disappears altogether for $\beta < \ln 2$.

Example 6.4. In the next graph E , we have added two trivial components, and now the subtleties involving saturations in Theorem 5.3 come into play.



- For $\beta > \ln 3$, we have $H_\beta = \emptyset$, and Theorem 5.3(b) gives us a 3-dimensional simplex of KMS_β states on $(\mathcal{TC}^*(E), \alpha)$ with extreme points $\phi_{\beta,v}$, $\phi_{\beta,w}$, ϕ_{β,u_1} and ϕ_{β,u_2} . The state ϕ_{β,u_1} factors through $C^*(E)$.
- At $\beta = \ln 3$, we have $H_\beta = \emptyset$ and $K_\beta = \{w\}$. Theorem 5.3(c) gives us a 3-dimensional simplex of $\text{KMS}_{\ln 3}$ states, with extreme points $\phi_{\ln 3, v}$, $\phi_{\ln 3, u_1}$ and $\phi_{\ln 3, u_2}$ alongside the state $\psi_{\{w\}}$ associated to the critical component $\{w\}$ in K_β . Now $\Sigma K_\beta = \{u_2, w\}$, and the vertex u_1 is a source in $E \setminus \Sigma K_\beta$. Thus both $\psi_{\{w\}}$ and $\phi_{\ln 3, u_1}$ factor through $\text{KMS}_{\ln 3}$ states of $(C^*(E), \alpha)$.
- For $\ln 2 < \beta < \ln 3$, we have $H_\beta = \{w\}$, and Theorem 5.3(b) gives us a 2-dimensional simplex of KMS_β states on $(\mathcal{TC}^*(E), \alpha)$ with extreme points $\phi_{\beta,v}$, ϕ_{β, u_1} and ϕ_{β, u_2} . Since $\Sigma H_\beta = \{u_2, w\}$, only the state ϕ_{β, u_1} factors through $C^*(E)$.
- For $\beta = \ln 2$, we have $H_\beta = \{w\}$ and $K_\beta = E^0$. The only critical component in $E \setminus H_\beta$ is $\{v\}$, and hence Theorem 5.3(c) implies that $(\mathcal{TC}^*(E), \alpha)$ has a unique $\text{KMS}_{\ln 2}$ state $\psi_{\{v\}}$, and that this state factors through $C^*(E)$.
- For $\beta < \ln 2$, the hereditary closure of $H_\beta = \{v, w\}$ is all of E^0 , and $(\mathcal{TC}^*(E), \alpha)$ has no KMS_β states.

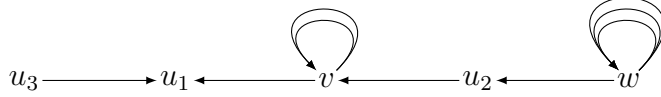
Example 6.5. Our next graph E is the one from Example 6.4 with the edge between u_1 and v reversed.



- For $\beta > \ln 3$ and $\beta = \ln 3$, we still have a 3-dimensional simplex of KMS_β states on $(\mathcal{TC}^*(E), \alpha)$. However, for this graph u_1 is not a source in $E \setminus \Sigma K_{\ln 3} = E^0 \setminus \{u_2, w\}$, and only the $\text{KMS}_{\ln 3}$ state $\psi_{\{w\}}$ factors through $C^*(E)$.
- For $\ln 2 < \beta < \ln 3$, we still have $H_\beta = \{w\}$ and a 2-dimensional simplex of KMS_β states. For this graph, none of these KMS states factors through $C^*(E)$.
- At $\beta = \ln 2$, $K_\beta = \{v, u_2, w\}$, and we have a 1-dimensional simplex of $\text{KMS}_{\ln 2}$ states on $(\mathcal{TC}^*(E), \alpha)$ with extreme points $\psi_{\{u_2, w\}}$ and $\phi_{\ln 2, u_1}$. The state $\psi_{\{u_2, w\}}$ factors through $C^*(E)$.

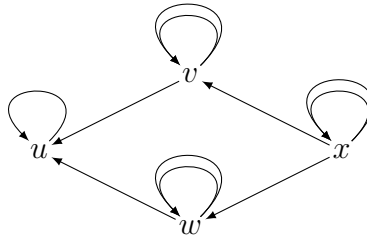
- For $\beta < \ln 2$, we have $H_\beta = \{v, u_2, w\}$, and a single KMS_β state ϕ_{β, u_1} on $(\mathcal{TC}^*(E), \alpha)$. Since ΣH_β is all of E^0 , this state does not factor through $C^*(E)$.

Example 6.6. We now add a source u_3 to the graph of Example 6.5.



The vertex u_3 belongs to the complement of H_β and of K_β for all β . So at every β , the new vertex u_3 gives an extreme point ϕ_{β, u_3} of the KMS_β simplex of $\mathcal{TC}^*(E)$, and this state factors through $C^*(E)$.

Example 6.7. The following graph E



has three components C with $\rho(A) = \rho(A_C)$, but only $\{v\}$ and $\{w\}$ are minimal.

- For $\beta > \ln 2$, we have a 3-dimensional simplex of KMS_β states on $(\mathcal{TC}^*(E), \alpha)$, and none of them factor through $C^*(E)$.
- At $\beta = \ln 2$, we have a 2-dimensional simplex of $\text{KMS}_{\ln 2}$ states on $(\mathcal{TC}^*(E), \alpha)$ with extreme points $\psi_{\{v\}}$, $\psi_{\{w\}}$ and $\phi_{\beta, u}$. Of these, only $\psi_{\{v\}}$ and $\psi_{\{w\}}$ factor through $C^*(E)$.
- For $0 \leq \beta < \ln 2$, there is a unique KMS_β state on $\mathcal{TC}^*(E)$, which only factors through $C^*(E)$ when $\beta = 0$. This KMS_0 state is the invariant trace on $C^*(E)$ that is obtained by lifting the trace on $C^*(E \setminus \Sigma H) \cong C(\mathbb{T})$ given by integration against Haar measure on \mathbb{T} .

7. CONCLUDING REMARKS

7.1. Critical inverse temperatures. We say that β is a *critical inverse temperature* if $H_\beta \neq E^0$ and $\beta = \ln \rho(A_{E^0 \setminus H_\beta})$. Theorem 5.3(c) says that these are precisely the inverse temperatures at which we have states of the form ψ_C , and that these states factor through $C^*(E)$; for all but the smallest critical β , we also have states of the form $\phi_{\beta, v}$.

Every critical inverse temperature β has the form $\ln \rho(A_C)$ for some component C , but as our examples show, not every $\ln \rho(A_C)$ need be critical. (For example, $\beta = \ln 2$ in Example 6.1.) So to find the critical β for a given finite graph E , we compute the numbers $\beta = \ln \rho(A_C)$, identify the sets H_β by looking at the graph, and discard the numbers which are not critical. The set of critical inverse temperatures is always finite (with cardinality bounded by $|E^0|$), but could in general be arbitrarily large.

Since there are finitely many critical values, we can list them in increasing order. Then for β between two consecutive critical values, say $\beta \in (\beta_C, \beta_D)$, Theorem 5.3(b) gives a simplex of KMS_β states with extreme points $\{\phi_{\beta, v} : v \in E^0 \setminus H_\beta\}$.

For the Toeplitz algebra, the range of possible inverse temperatures β is either \mathbb{R} (if E has a source which does not talk to any nontrivial component C) or $[\beta_l, \infty)$, where β_l

is the smallest critical inverse temperature. But for the graph algebra $C^*(E)$ there are interesting number-theoretic restrictions on the possible values of critical β and thus on the range of possible inverse temperatures. We use results of Lind [12], and refer to the treatment in [13, §11.1].

Suppose that E is a directed graph without sources and suppose that $C^*(E)$ has a KMS_β state. Then $\beta = \ln \rho(A_C)$ for some strongly connected component C of E . Since $\rho(A_C)$ is the Perron-Frobenius eigenvalue of A_C , it is a root of the characteristic polynomial $\det(xI - A_C)$, which is a monic polynomial of degree n with integer coefficients. Thus $\rho(A_C)$ is an algebraic integer. For each algebraic integer λ there is a unique *minimal polynomial* $q_\lambda(x) \in \mathbb{Q}[x]$ that is monic, irreducible and has $q_\lambda(\lambda) = 0$ [8, Proposition 6.1.7]; the other roots of this polynomial are called the *conjugates* of λ . A *Perron number* is an algebraic integer $\lambda \geq 1$ that is strictly larger than the absolute value of all its other conjugates.

Proposition 7.1. *Suppose that $\beta > 0$. Then $e^{p\beta}$ is a Perron number for some $p \in \mathbb{N}$ if and only if there exists a graph E without sources such that the gauge dynamics on $C^*(E)$ has a KMS_β state.*

Proof. Let E be a graph such that $C^*(E)$ has a KMS_β state, and choose a component C such that $\beta = \ln \rho(A_C)$, as above. Let p be the period of the irreducible matrix A_C , then $(e^\beta)^p = e^{p\beta}$ is a Perron number by the implication (1) \implies (3) of [13, Theorem 11.1.5]. Conversely, if $e^{p\beta}$ is a Perron number for some $p \in \mathbb{N}$, the implication (3) \implies (1) of the same theorem gives the existence of a nonnegative integer matrix A with spectral radius e^β . Thus for the graph E with vertex matrix A , $C^*(E)$ has a KMS_β state. \square

It is easy to produce Perron numbers and also algebraic integers $\lambda \geq 1$ that are not Perron numbers. For example, $(5 - \sqrt{5})/2$ is an algebraic integer with minimal polynomial $x^2 - 5x + 5$, and hence the conjugates are $(5 \pm \sqrt{5})/2$. Thus Proposition 7.1 implies that there is no graph without sources such that $C^*(E)$ has a KMS state with inverse temperature $\ln((5 - \sqrt{5})/2)$. Note that $x^2 - 5x + 5$ is the characteristic polynomial of

$$A = \begin{pmatrix} 3 & 1 \\ 1 & 2 \end{pmatrix},$$

which is the vertex matrix of a graph with two vertices.

7.2. Connections with the results of Carlsen and Larsen. In their recent preprint [2], Carlsen and Larsen study the KMS states of generalized gauge dynamics on the relative graph algebras of possibly infinite graphs using the partial action techniques developed by Exel and Laca in [4]. Their results apply in particular to finite graphs², where taking their function $N : E^1 \rightarrow \mathbb{R}$ to be identically 1 gives the action $\alpha : \mathbb{R} \rightarrow \text{Aut } \mathcal{TC}^*(E)$ studied here.

To make the connection, we observe that the sum $y_v := \sum_{\mu \in E^*v} e^{-\beta|\mu|}$ in [6, Theorem 3.1] is the same as that defining the “fixed-target partition function” $Z_v(\beta)$ in [2, Equation (5.8)] (see also [4, Definition 9.3]). Our results allow us to identify the intervals of convergence of these partition functions:

²Though in [2] they use the non-functorial convention for paths in directed graphs, so strictly speaking one would have to apply their results to the opposite graph $E^{\text{opp}} = (E^0, E^1, s, r)$.

Lemma 7.2. *Let E be a finite graph. For $v \in E^0$, take $\beta_v = \max\{\ln \rho(A_C) : C \leq v\}$ as in Corollary 5.8. Then the series $\sum_{\mu \in E^*v} e^{-\beta|\mu|}$ converges if and only if $\beta > \beta_v$.*

Proof. If $\beta > \beta_v$, then taking $H = H_{\beta_v}$ in Proposition 5.1 shows that the series converges. On the other hand, suppose that $\beta \leq \beta_v$ and C is a component such that $\beta \leq \beta_C$. Choose a path λ in CE^*v . Then

$$\sum_{\mu \in E^*v} e^{-\beta|\mu|} \geq e^{-\beta|\lambda|} \sum_{\mu' \in CE^*r(\lambda)} e^{-\beta|\mu'|},$$

and the series $\sum_{\mu' \in CE^*r(\lambda)} e^{-\beta|\mu'|}$ diverges because $\rho(e^{-\beta}A_C) \geq 1$ and A_C is irreducible. Thus $\sum_{\mu \in E^*v} e^{-\beta|\mu|}$ diverges too. \square

The factors $\delta_{\mu,\nu}$ in our formulas for the values of KMS states show that all the KMS states on $\mathcal{TC}^*(E)$ and $C^*(E)$ factor through the expectation onto the diagonal $D := \overline{\text{span}}\{s_\lambda s_\lambda^* : \lambda \in E^*\}$. The restriction to D is then given by a measure ν on the spectrum of D , which is $E^* \cup E^\infty$. Exel and Laca say that a KMS state ψ is of *finite type* if this measure ν is supported on the set E^* of finite paths, and of *infinite type* if ν is supported on the set E^∞ of infinite paths [4]. (These are described as *infinite type (A)* in [2]; for finite E , E^∞ has no wandering infinite paths, and hence there are no states which are of their infinite type (B).)

The states $\phi_{\beta,v}$ have the form $\phi_\epsilon \circ q_H$ with ϵ a point mass supported at v . In [6, §6.4] we described measures on E^* for the states of the form ϕ_ϵ , so they and the $\phi_{\beta,v}$ are of finite type. The states ψ_C factor through $C^*(E)$, and are of infinite type; to see this³, we use that ψ_C factors through $C^*(E)$ to compute

$$(7.1) \quad \nu(\{\lambda\}) = \nu(Z(\lambda)) - \sum_{r(e)=s(\lambda)} \nu(Z(\lambda e)) = \psi_C(s_\lambda s_\lambda^*) - \sum_{r(e)=s(\lambda)} \psi_C(s_{\lambda e} s_{\lambda e}^*) = 0.$$

Thus for β between two critical values, say $\beta \in (\beta_C, \beta_D)$, the set $E_{\beta\text{-reg}}^0$ in [2, Definition 5.5] is $E \setminus H_{\beta_D}$ and for β critical it is $E \setminus K_\beta$. The set $E_{\beta\text{-crit}}^0$ is empty unless β is critical, and it is the union of the critical components in $E \setminus H_\beta$ if β is critical. If β_C is critical and there are sources in $E \setminus \Sigma K_{\beta_C}$, then $(C^*(E), \alpha)$ has KMS_{β_C} states of both finite and infinite type.

REFERENCES

- [1] T. Bates, D. Pask, I. Raeburn and W. Szymański, The C^* -algebras of row-finite graphs, *New York J. Math.* **6** (2000), 307–324.
- [2] T.M. Carlsen and N.S. Larsen, Partial actions and KMS states on relative graph C^* -algebras, arXiv:1311.0912.
- [3] M. Enomoto, M. Fujii and Y. Watatani, KMS states for gauge action on \mathcal{O}_A , *Math. Japon.* **29** (1984), 607–619.
- [4] R. Exel and M. Laca, Partial dynamical systems and the KMS condition, *Comm. Math. Phys.* **232** (2003), 223–277.
- [5] N.J. Fowler and I. Raeburn, The Toeplitz algebra of a Hilbert bimodule, *Indiana Univ. Math. J.* **48** (1999), 155–181.
- [6] A. an Huef, M. Laca, I. Raeburn and A. Sims, KMS states on the C^* -algebras of finite graphs, *J. Math. Anal. Appl.* **405** (2013), 388–399.

³To see what goes wrong with this argument for states $\phi_{\beta,v}$ which factor through $C^*(E)$, notice that then Theorem 5.3 implies that v is a source in some $E \setminus \Sigma H_\beta$ or $E \setminus \Sigma K_\beta$, and hence v is also a source in E . But then no Cuntz-Krieger relation is imposed at v in $C^*(E)$, so (7.1) is not valid.

- [7] A. an Huef, M. Laca, I. Raeburn and A. Sims, KMS states on C^* -algebras associated to higher-rank graphs, *J. Funct. Anal.* **266** (2014), 265–283.
- [8] K. Ireland and M. Rosen, *A Classical Introduction to Modern Number Theory*, Graduate Texts in Math., vol. 84, second edition, Springer-Verlag, New York, 1990.
- [9] T. Kajiwara and Y. Watatani, KMS states on finite-graph C^* -algebras, *Kyushu J. Math.* **67** (2013), 83–104.
- [10] A. Kumjian and D. Pask, Higher rank graph C^* -algebras, *New York J. Math.* **6** (2000), 1–20.
- [11] A. Kumjian, D. Pask, I. Raeburn and J. Renault, Graphs, groupoids and Cuntz-Krieger algebras, *J. Funct. Anal.* **144** (1997), 505–541.
- [12] D. Lind, The entropies of topological Markov shifts and a related class of algebraic integers, *Ergodic Theory Dynam. Systems* **4** (1984), 283–300.
- [13] D. Lind and B. Marcus, *An Introduction to Symbolic Dynamics and Coding*, Cambridge University Press, Cambridge, 1995.
- [14] D. Pask, I. Raeburn and N.A. Weaver, A family of 2-graphs arising from two-dimensional subshifts, *Ergodic Theory Dynam. Systems* **29** (2009), 1613–1639.
- [15] I. Raeburn, *Graph Algebras*, CBMS Regional Conference Series in Math., vol. 103, Amer. Math. Soc., Providence, 2005.
- [16] E. Seneta, *Non-Negative Matrices and Markov Chains*, second edition, Springer-Verlag, New York, 1981.
- [17] S.P. Smith, Category equivalences involving graded modules over path algebras of quivers, *Adv. Math* **230** (2012), 1780–1810.
- [18] S.P. Smith, Shift equivalence and a category equivalence involving graded modules over path algebras of quivers, preprint; arXiv:1108.4994.
- [19] K. Thomsen, KMS weights on groupoid and graph C^* -algebras, *J. Funct. Anal.* **266** (2014), 2959–2988.
- [20] D. Yang, Type III von Neumann algebras associated with \mathcal{O}_θ , *Bull. London Math. Soc.* **44** (2012), 675–686.

ASTRID AN HUEF AND IAIN RAEBURN, DEPARTMENT OF MATHEMATICS AND STATISTICS, UNIVERSITY OF OTAGO, PO BOX 56, DUNEDIN 9054, NEW ZEALAND

E-mail address: astrid@maths.otago.ac.nz, iraeburn@maths.otago.ac.nz

MARCELO LACA, DEPARTMENT OF MATHEMATICS AND STATISTICS, UNIVERSITY OF VICTORIA, VICTORIA, BC V8W 3P4, CANADA

E-mail address: laca@math.uvic.ca

AIDAN SIMS, SCHOOL OF MATHEMATICS AND APPLIED STATISTICS, UNIVERSITY OF WOLLONGONG, NSW 2522, AUSTRALIA

E-mail address: asims@uow.edu.au