

1 Influence of the interplanetary driver type on the
2 durations of main and recovery phases of magnetic
3 storms

Yu. I. Yermolaev,¹ I. G. Lodkina,¹ N. S. Nikolaeva,¹ M. Yu. Yermolaev¹

¹Space Plasma Physics Department,
Space Research Institute, Russian Academy
of Sciences, Profsoyuznaya 84/32, Moscow
117997, Russia. (yermol@iki.rssi.ru)

arXiv:1312.7787v1 [physics.space-ph] 30 Dec 2013

Abstract.

We study durations of main and recovery phases of magnetic storms induced by different types of large-scale solar-wind streams (Sheath, magnetic cloud (MC), Ejecta and CIR) on the basis of OMNI data base during 1976-2000. Durations of both main and recovery phases depend on types of interplanetary drivers. On the average, duration of main phase of storms induced by compressed regions (CIR and Sheath) is shorter than by MC and Ejecta while duration of recovery phase of CIR- and Sheath-induced storms is longer. Analysis of durations of individual storms shows that durations of main and recovery phases anti-correlate for CIR- and Sheath-induced storms and there is not dependence between them for (MC+Ejecta)-induced storms.

1. Introduction

15 One of the main problems (aims) of the solar-terrestrial physics is the investigation
 16 of connection between interplanetary conditions and magnetospheric activity including
 17 magnetic storms. As has been shown by first works by *Dungey* [1961]; *Fairfield and*
 18 *Cahill* [1966]; *Rostoker and Falthammar* [1967]; *Russell et al.* [1974]; *Burton et al.* [1975];
 19 *Akasofu* [1981] the most important parameter leading to geomagnetic disturbances and,
 20 in particular, to magnetic storm generation is negative (southward) B_z component of
 21 interplanetary magnetic field (IMF) or $E_y = V_x B_z$ component of electric field where V_x is
 22 radial component of solar wind velocity. These papers have shown that the magnetic storm
 23 value (minimal Dst index) depends also on the duration of southward B_z component
 24 (or E_y) action. These results allowed *Burton et al.* [1975] to describe the dynamics of
 25 magnetic storm by formula $dDst/dt = aE_y - Dst/\tau$, e.g. a current value of magnetic
 26 storm is result of competing general processes: excitation and relaxation. Each process
 27 depends on many parameters and has characteristic times and durations, and studies of
 28 them can give us an additional information about physical mechanisms of these processes.

29 A numerous papers studied durations of main phase of magnetic storms. Authors of
 30 numerous papers (see, i.e., *Russell et al.* [1974]; *Gonzalez and Tsurutani* [1987]; *Tsurutani*
 31 *et al.* [1992]; *Gonzalez et al.* [1994]; *Tsurutani and Gonzalez* [1995]; *Wang et al.* [2003];
 32 *Nikolaeva et al.* [2011] and references therein) obtained empirical durations of correspond-
 33 ing IMF for threshold of southward B_z component which are necessary for generation of
 34 storm of given value.

35 For example, *Wang et al.* [2003] obtained results that southward field component $Bz \geq 3$
36 nT with a duration of $\Delta t \geq 1$ h results in moderate magnetic storms ($Dst_{min} \leq -50$ nT)
37 and threshold values of $Bz \geq 6$ nT with a duration of $\Delta t \geq 2$ h in strong magnetic storms
38 ($Dst_{min} \leq -100$ nT), and these results differ somewhat from the results of previous
39 papers by *Russell et al.* [1974]; *Gonzalez and Tsurutani* [1987]; *Gonzalez et al.* [1994].
40 Papers mentioned above analyzed duration of southward component which is enough to
41 generate magnetic storms but duration of main phase was studied less intensively and it
42 was shown that duration of main phase may be from 2 h to 1 day (see., i.e., [*Yokoyama*
43 *and Kamide*, 1997; *Vieira et al.*, 2004; *Vichare et al.*, 2005; *Gonzalez and Echer*, 2005;
44 *Yermolaev et al.*, 2007; *Hutchinson et al.*, 2011; *Nikolaeva et al.*, 2012] and references
45 therein).

46 Though it is well known that dynamics of magnetic storms depends on type interplan-
47 etary drivers (see, i.e., papers by *Borovsky and Denton* [2006]; *Yermolaev et al.* [2010];
48 *Guo et al.* [2011]; *Liemohn and Katus* [2012]; *Cramer et al.* [2013] and references therein),
49 majority of previous works did not make selection of types of solar wind streams which
50 generated storms. In another papers selection was either performed only for limited type
51 of solar wind or for complex of types. For instance, in recent paper by *Hutchinson et al.*
52 [2011] there is a definition of CME type in caption of Figure 2: "A typical coronal mass
53 ejection (CME) trace seen in ACE OMNI data, with simultaneous increases in all compo-
54 nents: interplanetary magnetic field (IMF) magnitude, solar wind (SW) speed, pressure,
55 density, and temperature." This is the definition of compression region (Sheath) before
56 body of interplanetary CME (ICME). It is unclear, whether in the article authors only
57 analyze Sheath before ICME body (magnetic cloud or Ejecta) or the complex including

58 Sheath and ICME body. It is necessary to note that there are significant differences
 59 between storms driven by Sheath and ICME: the storms driven by Sheath regions have
 60 stronger magnetotail field stretching, larger asymmetry in the inner magnetosphere field
 61 configuration, and larger asymmetric ring current, while the ring current enhancement is
 62 stronger in the storms driven by magnetic clouds (see, i.e., [Huttunen *et al.*, 2002, 2006;
 63 Pulkkinen *et al.*, 2007; Guo *et al.*, 2011], and references therein). In our previous paper
 64 [Nikolaeva *et al.*, 2012] we showed that on average, the smallest duration of the main
 65 phase ($\Delta T \sim 5.5$ h) is observed for magnetic storms related to Sheath regions Sh_E and
 66 $Sh_{MC} + Sh_E$, and the largest duration of the main phase ($\Delta T \sim 8.5 - 9$ h), for mag-
 67 netic storms caused by their Ejecta and $MC + Ejecta$ bodies. These values of duration
 68 are twice less, than values presented in paper by Mustajab [2013] and they are in good
 69 agreement with mean results of paper by Hutchinson *et al.* [2011].

70 Recovery phase of magnetic storms and processes responsible for decay of ring current
 71 are a subject of numerous papers (see e.g., Daglis *et al.* [1999]; Keika *et al.* [2006]; Xu
 72 and Du [2010]; O'Brien and McPherron [2000]; Feldstein *et al.* [2000]; Monreal MacMahon
 73 and Llop-Romero [2008]; Yermolaev *et al.* [2012]. and references therein) . In our recent
 74 paper [Yermolaev *et al.*, 2012] we show that the recovery phase Dst variations depend on
 75 type of interplanetary drivers inducing magnetic storms (e.g., magnetosphere remembers
 76 type of driver during recovery phase) and durations of recovery phase for storms induced
 77 by CIR and Sheath are longer than for storms induced by MC and Ejecta.

78 Dependences of durations of main and recovery phases of storms on the storm value
 79 (Dst_{min}) are studied in several papers (Yokoyama and Kamide [1997]; Hutchinson *et al.*
 80 [2011]). Yokoyama and Kamide [1997] obtained that there is correlation between duration

81 of both phases and Dst_{min} . Results of paper by *Hutchinson et al.* [2011] confirm previous
 82 results for recovery phase while they have more complicated (nonmonotonic) form for main
 83 phase: at initial stage duration increases with growth of storm value and then it decreases.
 84 In accordance of our results (*Yermolaev et al.* [2012]), for storms generated by MC and
 85 Sheath, there are 2 classes of storms: duration of recovery phase and $|Dst_{min}|$ correlate
 86 for short storm duration and they have inverse correlation for long storm duration while
 87 for storms generated by CIR and Ejecta, durations of recovery phase of storm slightly
 88 depend on Dst_{min} .

89 In this paper we study the durations of main and recovery phases of magnetic storms
 90 induced by different interplanetary drivers, relations between durations of both phases as
 91 well as their dependence on magnetic storm value.

2. Methods

92 This paper is a continuation of our previous paper [Yermolaev et al., 2012] and we use
 93 the same data bases (OMNI data of solar wind and interplanetary magnetic field parame-
 94 ters (see <http://omniweb.gsfc.nasa.gov>) [King and Papitashvili, 2005] and data on Dst in-
 95 dex (see <http://wdc.kugi.kyoto-u.ac.jp/index.html> for period of 1876-2000) and the same
 96 method of classification of large-scale solar wind streams (see our catalog of large-scale
 97 interplanetary events for period of 1976-2000 in web site <ftp://www.iki.rssi.ru/pub/omni>
 98 [Yermolaev et al., 2009]). We study separately 798 moderate and strong magnetic storms
 99 with $-100 < Dst_{min} \leq -50$ nT and $Dst_{min} \leq -100$ nT, respectively. Our analysis for pe-
 100 riod of 1976-2000 showed that 145 magnetic storms have been generated by CIR, 96 storms
 101 by Sheath, 62 by MC and 161 by Ejecta. The sources of other 334 magnetic storms are
 102 indeterminate and these storms are indeterminate and indicated as (IND) [Yermolaev et

103 al., 2010a, 2012]. About 20% of storms were multistep ones during main and recovery
 104 phases and these storms were excluded from analysis.

105 We use the same method to measure duration of recovery phase: 2 times when Dst index
 106 achieves levels of $1/2$ and $1/3$ from minimum Dst index as criteria of time of recovery
 107 phase termination, and analyze two durations $\Delta t_{1/2}$ and $\Delta t_{1/3}$, i.e. time intervals from
 108 Dst_{min} up to $(1/2)Dst_{min}$ ($\Delta t_{1/2} = t((1/2)Dst_{min}) - t(Dst_{min})$) and $(1/3)Dst_{min}$ ($\Delta t_{1/3} =$
 109 $t((1/3)Dst_{min}) - t(Dst_{min})$), respectively. Comparison of two data sets corresponding to
 110 $\Delta t_{1/2}$ and $\Delta t_{1/3}$ allows us to make conclusions about dynamics of Dst index during storm
 111 recovery phase. Figure 1 schematically shows method of calculation of durations of main
 112 and recovery phases.

3. Results

3.1. Average values of durations

113 Tables 1 and 2 present number of storms, average values and standard deviations for
 114 durations of main (ΔT) and recovery ($\Delta t_{1/2}$ and $\Delta t_{1/3}$) phases of magnetic storms induced
 115 by various types of solar wind streams (CIR, Ejecta, MC, Sheath and IND) as well as the
 116 ratios of these durations $\Delta T/\Delta t_{1/2}$ and $\Delta T/\Delta t_{1/3}$. In order to show a possible influence of
 117 value of storms (Dst_{min}) on durations the results are presented separately for all, moderate
 118 and strong magnetic storms.

119 Despite a wide spread (standard deviation) of data it is possible to note a tendency
 120 that for compression regions (Sheath and CIR) the duration of main phase is less, and
 121 duration of recovery phase is more than for ICME (magnetic clouds and Ejecta), thus the
 122 ratios of durations for compression regions are less than 0.5 for $\Delta t_{1/2}$ (0.3 for $\Delta t_{1/3}$), and

123 for ICME more than 0.5 (0.3). This tendency is observed both for the strong, and for
 124 moderate storms.

3.2. Relations between main phase durations and Dst_{min}

125 Figure 2 shows dependences of main phase durations ΔT on storm value Dst_{min} for
 126 magnetic storms induced by various types of solar wind streams when data are selected in
 127 25 nT bins of Dst_{min} . In order to compare our results with data published by Hutchinson
 128 et al (2011), we calculate parameters for a values ICME which is sum of Sheath, MC and
 129 Ejecta and is similar to CME used in paper by Hutchinson et al (2011). Taking large
 130 spread of data into account we can suggest that there is a slight increase of duration
 131 ΔT in region of (-125 -100 nT) only for MC. There is no increasing for other types
 132 of interplanetary drivers including ICME (in contrast with results by Hutchinson et al
 133 (2011).

134 Figure 3 shows dependences of storm value Dst_{min} on main phase durations ΔT for
 135 magnetic storms induced by various types of solar wind streams when data are selected in
 136 3-h bins of ΔT . This figure demonstrate that at short durations of main phase all drivers
 137 induce moderate storms with close value of Dst_{min} while at longer durations Sheath and
 138 MC generate stronger storms than CIR and Ejecta.

3.3. Relations between durations of two phases

139 In contrast with data of Tables 1 and 2 Figures 4-6 present individual durations of
 140 2 phases for Sheath, CIR and complex MC+Ejecta, respectively. Left panels present
 141 data for $\Delta t_{1/2}$, right panels for $\Delta t_{1/3}$, while upper, second and bottom panels for strong,
 142 moderate and all storms, respectively. Number of storms is presented in right panels.

143 Figures 4 and 5 shows that there is anticorrelation between magnetic storms induced by
 144 CIR and Sheath. This anticorrelation is clearer for stronger storms and for shorter $\Delta t_{1/2}$
 145 duration, and it is absent for moderate and all storms with $\Delta t_{1/3}$. Dependence between
 146 magnetic storms induced by body of CME (MC+Ejecta) is absent or slight reverse one

4. Discussion

147 Obtained results show that there are 2 classes of interplanetary drivers induced similar
 148 dynamics of magnetic storms: compressed regions (CIR and Sheath) and body of MC
 149 and Ejecta. In contrast with body MC and Ejecta the compressed regions are very
 150 disturbed regions and have higher density (dynamic pressure), temperature, Alfvénic Mach
 151 number, and variations of these plasma parameters and IMF. Thus, the similar reaction
 152 of magnetosphere on similar driver is natural but reason of its different reaction on types
 153 of 2 different classes is unknown now, and this problem require further investigations.

154 One of the possible mechanisms of generation of magnetic storms is formation of new ion
 155 and electron radiation belts during magnetosphere compression by interplanetary shocks
 156 (see, e.g., [Lorentzen *et al.*, 2002; Tverskaya *et al.*, 2003; Obara and Li, 2003; Hudson *et*
 157 *al.*, 2004; Looper *et al.*, 2005; Borovsky and Denton, 2006], and references therein). Both
 158 Sheath and CIR can have shock in front of them and compress magnetosphere. So, faster
 159 fall of *Dst* index during main phase and slower change of *Dst* index during recovery phase
 160 of storms induced by them may be connected with formation of new radiation belts.

5. Conclusions

161 Thus we separated various large-scale types of solar wind streams and found interplan-
 162 etary drivers for 572 magnetic storms on the basis of OMNI data of plasma and IMF

163 parameters of solar wind during 1976-2000. These data allowed us to compare temporal
164 evolution of Dst index during main and recovery phases of magnetic storms induced by
165 CIR, Sheath and body of ICME (including MC and Ejecta). Our study allowed to obtain
166 the following results.

167 1. Durations of both main and recovery phases depend on types of interplanetary
168 drivers.

169 2. Average durations of main phase of magnetic storms induced by CIR and Sheath are
170 shorter than ones induced by MC and Ejecta.

171 3. Ratios of average durations of main phase and recovery phase at level of $1/2Dst_{min}$
172 (respectively $1/3Dst_{min}$) are less 0.5 (0.3) for Sheath- and CIR-induced storms while they
173 are larger 0.5 (0.3) for MC- and Ejecta-induced storms.

174 4. Anticorrelation between durations of main and recovery phases is observed for mag-
175 netic storms induced by CIR and Sheath. This anticorrelation is stronger for stronger
176 storms and for duration of recovery phase at level of $1/2Dst_{min}$ than one at $1/3Dst_{min}$.

177 **Acknowledgments.** The authors are grateful for the opportunity to use the
178 OMNI database. The OMNI data were obtained from GSFC/ SPDF OMNIWeb
179 (<http://omniweb.gsfc.nasa.gov>). This work was supported by the Russian Foundation
180 for Basic Research, projects 100200277a and 13-02-00158, and by Program 22 of Presid-
181 ium of the Russian Academy of Sciences.

References

182 Akasofu, S.-I. (1981), Energy coupling between the solar wind and the magnetosphere,
183 Space Sci. Rev., 111, A07S08, doi:10.1029/2005JA011447.

- 184 Borovsky, J. E. and Denton, M.H. (2006), Differences between CME-Driven Storms and
185 CIR-Driven Storms, *J. Geophys. Res.*, 28, 121–190.
- 186 Burton, R. K., McPherron, R. L., and Russell, C. T (1975), An empirical relationship
187 between interplanetary conditions and Dst, *J. Geophys. Res.*, 80, 4204–4214.
- 188 Cramer, W. D., N. E. Turner, M.-C. Fok, and N. Y. Buzulukova (2013), Effects of different
189 geomagnetic storm drivers on the ring current: CRCM results, *J. Geophys. Res. Space*
190 *Physics*, 118, doi:10.1002/jgra.50138
- 191 Daglis I., Thorne R. M., Baumjohann W., et al. (1999), The terrestrial ring current:
192 origin, formation, and decay, *Rev. Geophys.*, 37, 407–438.
- 193 Dungey, J. W. (1961), Interplanetary magnetic field and the auroral zones, *Phys. Rev.*
194 *Lett.*, 6, 47–48.
- 195 Fairfield, D. H., and L. J. Cahill Jr. (1966), The transition region magnetic field and polar
196 magnetic disturbances, *J. Geophys. Res.*, 71, 155–169.
- 197 Feldstein, Y. I., L. A. Dremukhina, U. Mall, and J. Woch, (2000), On the two-phase decay
198 of the Dst-variation, *Geophys. Res. Lett.*, 27(17),28132816, doi:10.1029/2000GL003783.
- 199 Gonzalez, W. D. and Tsurutani, B. T. (1987), Criteria of Interplanetary Parameters
200 Causing Intense Magnetic Storms ($Dst \leq -100$ nT), *Planetary Space Sci.* 35, 1101.
- 201 Gonzalez, W. D., Joselyn, J. A., Kamide, Y., Kroehl, H. W., Rostoker, G., Tsurutani, B.
202 T. and Vasyliunas, V. M. (1994), What is a Geomagnetic Storm?, *J. Geophys. Res.* 99,
203 5771.
- 204 Gonzalez, W.D., and Echer, E., A (2005), Study on the Peak Dst and Peak Negative Bz
205 Relationship during Intense Geomagnetic Storms, *Geophys. Res. Lett.*, 32, L18103. doi:
206 10.1029/2005GL023486.

- 207 Guo, J., X. Feng, B. A. Emery, J. Zhang, C. Xiang, F. Shen, and W. Song
208 (2011), Energy transfer during intense geomagnetic storms driven by interplanetary
209 coronal mass ejections and their sheath regions, *J. Geophys. Res.*, 116, A05106,
210 doi:10.1029/2011JA016490
- 211 Hudson, M. K., B. T. Kress, J. E. Mazur, K. L. Perry, and P. L. Slocum (2004), 3D model-
212 ing of shock-induced trapping of solar energetic particles in the Earths magnetosphere,
213 *J. Atmos. Sol. Terr. Phys.*, 66, 1389.
- 214 Hutchinson, J. A., D. M. Wright, and S. E. Milan (2011), Geomagnetic storms over
215 the last solar cycle: A superposed epoch analysis, *J. Geophys. Res.*, 116, A09211,
216 doi:10.1029/2011JA016463.
- 217 Huttunen K.E.J., Koskinen H.E.J., Schwenn R. (2002), Variability of magnetospheric
218 storms driven by different solar wind perturbations, *J. Geophys. Res.*, vol. 107, A7, p.
219 1121.
- 220 Huttunen, K.E.J., Koskinen, H.E.J., Karinen, A., and Mursula, K. (2006), Asymmetric
221 Development of Magnetospheric Storms during Magnetic Clouds and Sheath Regions,
222 *Geophys. Res. Lett.*, vol. 33, p. L06107.doi: 10.1029/2005GL024894.
- 223 Keika K., Nose M., Brandt P. C., et al. (2006), Contribution of charge exchange loss to
224 the storm time ring current decay: IMAGE/HENA observations, *J. Geophys. Res.*, vol.
225 111: A11S12, doi:10.1029/2006JA011789:
- 226 Liemohn, M. W., and R. Katus (2012), Is the storm time response of the inner mag-
227 netospheric hot ions universally similar or driver dependent?, *J. Geophys. Res.*, 117,
228 A00L03, doi:10.1029/2011JA017389.

229 Looper, M. D., J. B. Blake, and R. A. Mewaldt (2005), Response of the inner radiation
230 belt to the violent Sun-Earth connection events of October November 2003, *Geophys.*
231 *Res. Lett.*, 32, L03S06, doi:10.1029/2004GL021502.

232 Lorentzen, K. R., J. E. Mazur, M. D. Looper, J. F. Fennell, and J. B. Blake (2002), Mul-
233 tisatellite observations of MeV ion injections during storms, *J. Geophys. Res.*, 107(A9),
234 1231, doi:10.1029/2001JA000276.

235 Monreal MacMahon, R. and Llop-Romero, C.(2008), Ring current decay time model dur-
236 ing geomagnetic storms: A simple analytical approach, *Ann.Geophys.*, 26, 2543–2550.

237 Mustajab, F., Badruddin Relative geo-effectiveness of coronal mass ejections with distinct
238 features in interplanetary space, *Planetary and Space Science* 82-83 (2013) 436

239 Nikolaeva, N. S., Yu. I. Yermolaev, and I. G. Lodkina, (2011), Dependence of Geomagnetic
240 Activity during Magnetic Storms on the Solar Wind Parameters for Different Types of
241 Streams, *Geomagnetism and Aeronomy*, Vol. 51, No. 1, pp. 49–65. (Geomagnetizm i
242 Aeronomiya, 2011, Vol. 51, No. 1, pp. 51–67.)

243 Nikolaeva, N. S., Yu. I. Yermolaev, and I. G. Lodkina, (2012), Dependence of Geomagnetic
244 Activity during Magnetic Storms on the Solar Wind Parameters for Different Types of
245 Streams:2. Main Phase of Storm, *Geomagnetism and Aeronomy*, 2012, Vol. 52, No. 1,
246 pp. 28–36. (Geomagnetizm i Aeronomiya, 2012, Vol. 52, No. 1, pp. 3140.)

247 OBrien, T. P., and R. L. McPherron, (2000), An empirical phase space analysis of ring
248 current dynamics: Solar wind control of injection and decay, *J. Geophys. Res.*, 105 (A4),
249 7707–7719, doi:10.1029/1998JA000437.

250 Obara, T., and X. Li (2003), Formation of new electron radiation belt during magneto-
251 spheric compression event, *Adv. Space Res.*, 31, 1027.

- 252 Pulkkinen, T. I., Partamies, N., Huttunen, K. E. J., Reeves, G. D., and Koskinen, H.
253 E. J.: Differences in geomagnetic storms driven by magnetic clouds and ICME sheath
254 regions, *Geophys. Res. Lett.*, 34, L02105, doi:10.1029/2006GL027775, 2007
- 255 Rostoker, G. and Falthammar, C.-G., (1967), Relationship between changes in the inter-
256 planetary magnetic field and variations in the magnetic field at the earths surface, *J.*
257 *Geophys. Res.*, 72, pp. 5853–5863.
- 258 Russell, C. T., McPherron, R. L., and Burton, R. K., (1974), On the cause of magnetic
259 storms, *J. Geophys. Res.*, 79, 1105–1109.
- 260 Tsurutani B.T., Gonzalez W.D., Tang F., Lee Y.Te. (1992), Great magnetic storms,
261 *Geophys. Res. Lett.*, 19, p. 73–76.
- 262 Tsurutani B.T., Gonzalez W.D. (1995), The future of geomagnetic storm predictions:
263 implications from recent solar and interplanetary observations, *J. Atmos. Terr. Phys.*,
264 v. 57, 12, p. 1369–1384.
- 265 Tverskaya, L. V., E. A. Ginzburg, N. N. Pavlov, and P. M. Svidsky (2003), Injection of
266 relativistic electrons during the giant SSC and the greatest magnetic storm of the space
267 era, *Adv. Space Res.*, 31, 1033.
- 268 Vichare G., S. Alex, G.S. Lakhina (2005), *J. Geophys. Res.*, 110, A03204.
- 269 Vieira L.E.A., W. D. Gonzalez, E. Echer, and B. T. Tsurutani, (2004), Storm-Intensity
270 Criteria for Several Classes of the Driving Interplanetary Structures, *Solar Physics* 223,
271 245258.
- 272 Wang, Y., Shen, C.L., Wang, S., Ye, P.Z. (2003), An empirical formula relating the
273 geomagnetic storms intensity to the interplanetary parameters: $\int VBz$ and dt . *Geophys.*
274 *Res. Lett.* 30(20), 2039, doi:10.1029/2003GL017901.

- 275 Xu Wen-Yao, Du Ai-Min, (2010), Effects of the ring current decay rate on the energy
276 state of the magnetosphere, Chinese J. Geophys. Vol.53, No.3, pp: 329–338
- 277 Yermolaev, Yu.I., Yermolaev, M.Yu., Lodkina, I.G., and Nikolaeva, N.S., (2007), Statisti-
278 cal Investigation of Heliospheric Conditions Resulting in Magnetic Storms, Kosm. Issl.,
279 vol. 45, no. 1, pp. 311. (Cosmic Res. pp. 1–8).
- 280 Yermolaev, Yu. I., Yermolaev, M. Yu., Nikolaeva, N. S., and Lodkina, L. G. (2007),
281 Interplanetary conditions for CIR-induced and MC induced geomagnetic storms, Bulg.
282 J. Phys., 34, 128–135.
- 283 Yermolaev, Yu. I., N. S. Nikolaeva, I. G. Lodkina, and M. Yu. Yermolaev, (2010), Specific
284 interplanetary conditions for CIR-, Sheath-, and ICME-induced geomagnetic storms
285 obtained by double superposed epoch analysis, *Ann. Geophys.*, 28, 2177–2186.
- 286 Yermolaev, Y. I., I. G. Lodkina, N. S. Nikolaeva, and M. Y. Yermolaev (2012), Recovery
287 phase of magnetic storms induced by different interplanetary drivers, *J. Geophys. Res.*,
288 117, A08207, doi:10.1029/2012JA017716
- 289 Yokoyama N., Kamide Y. , (1997), Statistical nature of geomagnetic storms, *J. Geophys.*
290 *Res.*, vol. 102, A7, p. 14215.

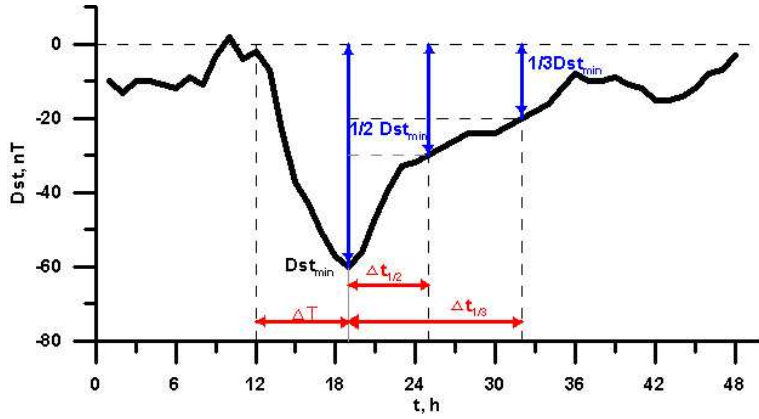


Figure 1. Schematic view of method for calculation of durations of main and recovery phases for magnetic storms

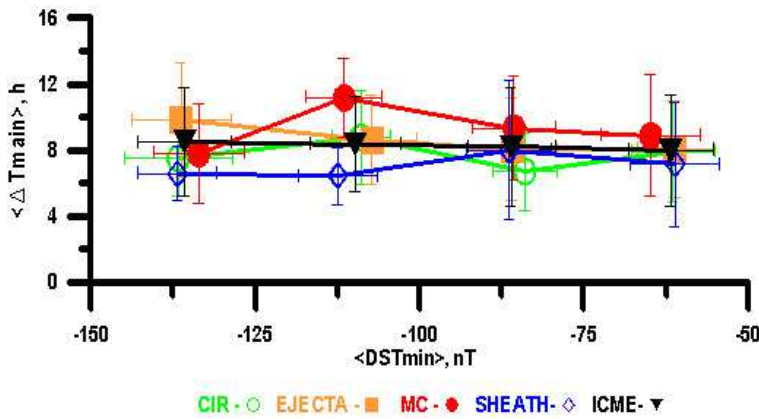


Figure 2. Dependence of the main phase duration on the value of storm Dst_{min} for different types of solar wind.

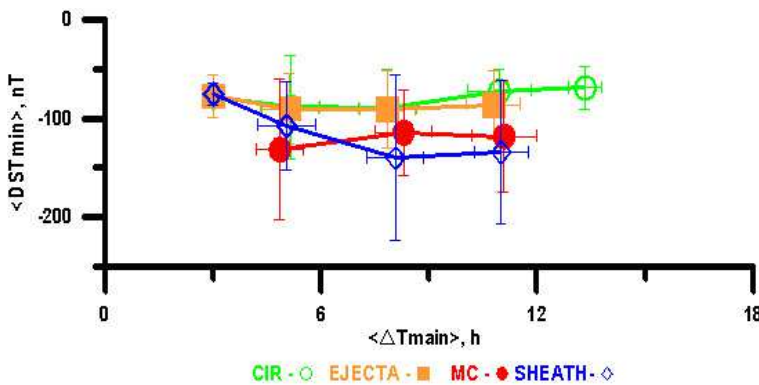


Figure 3. Dependence of storm value Dst_{min} on the main phase duration for different types of solar wind.

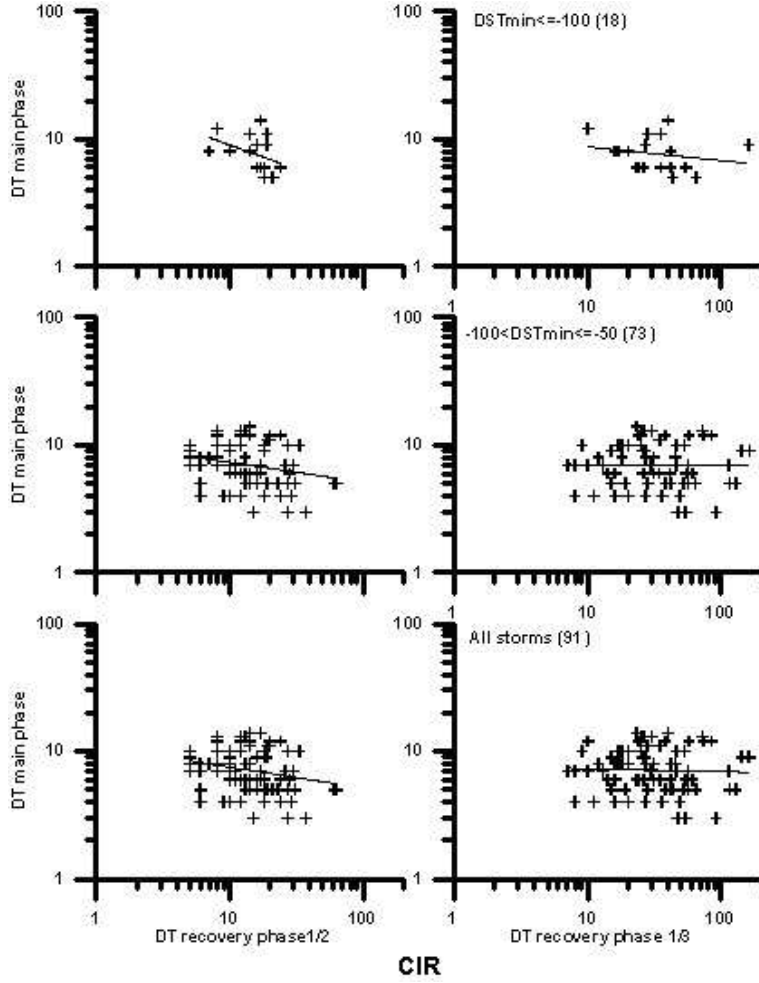


Figure 4. Dependence of the main phase duration on duration of recovery phase for magnetic storms driven by CIR.

Table 1. Average duration of main phase, duration of recovery phase at level of $1/2 Dst_{min}$ and their ratio for various types of solar wind streams and value of storm.

SW type	<i>Allstorms</i>				Stoms with $-100 < Dst \leq -50$				Storms with $Dst \leq -100$			
	N	$\langle \Delta T \rangle$	$\langle \Delta t_{1/2} \rangle$	ratio	N	$\langle \Delta T \rangle$	$\langle \Delta t_{1/2} \rangle$	ratio	N	$\langle \Delta T \rangle$	$\langle \Delta t_{1/2} \rangle$	ratio
CIR	91	7.7 ± 2.9	16.1 ± 9.9	0.48	73	7.6 ± 2.9	16.1 ± 10.9	0.47	18	8.0 ± 2.5	15.9 ± 4.2	0.5
Ejecta	114	8.3 ± 3.3	15.4 ± 10.5	0.54	80	8.1 ± 3.0	15.1 ± 11.7	0.54	34	8.7 ± 3.1	16.0 ± 3.1	0.54
MC	49	8.7 ± 3.4	16.0 ± 9.4	0.54	24	9.0 ± 3.5	17.8 ± 10.1	0.5	25	8.4 ± 3.2	14.2 ± 8.2	0.59
Sheath	77	7.3 ± 3.4	19.0 ± 3.4	0.38	46	7.6 ± 4.0	19.8 ± 11.8	0.38	31	6.9 ± 2.2	17.7 ± 9.5	0.39
IND	266	8.4 ± 3.3	16.8 ± 9.5	0.5	202	8.2 ± 3.3	17.3 ± 10.3	0.47	64	9.0 ± 3.1	15.3 ± 6.2	0.59

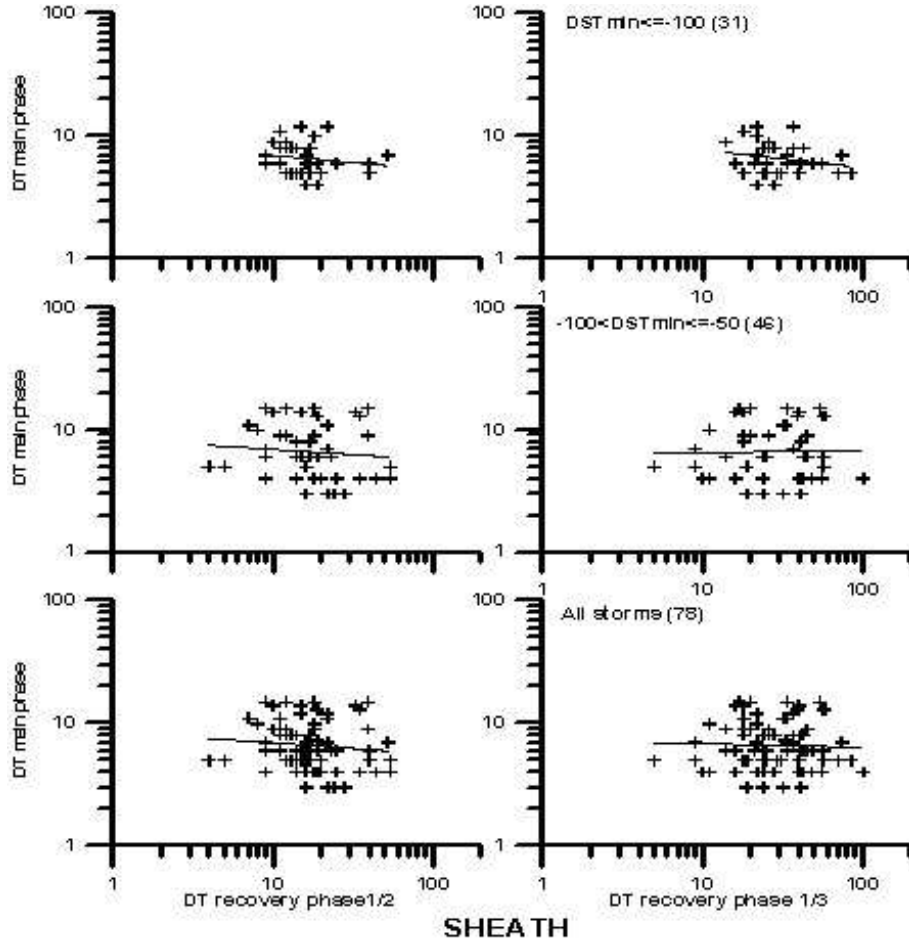


Figure 5. Dependence of the main phase duration on duration of recovery phase for magnetic storms driven by Sheath

Table 2. Same as in Table 1 for duration of recovery phase at level of $1/3 Dst_{min}$.

SW type	<i>Allstorms</i>				Stoms with $-100 < Dst \leq -50$				Storms with $Dst \leq -100$			
	N	$\langle \Delta T \rangle$	$\langle \Delta t_{1/3} \rangle$	ratio	N	$\langle \Delta T \rangle$	$\langle \Delta t_{1/3} \rangle$	ratio	N	$\langle \Delta T \rangle$	$\langle \Delta t_{1/3} \rangle$	ratio
CIR	91	7.7 ± 2.9	39.7 ± 31.6	0.19	73	7.6 ± 2.9	39.8 ± 31.5	0.19	18	8.0 ± 2.5	39.3 ± 32.3	0.2
Ejecta	114	8.3 ± 3.3	26.6 ± 16.5	0.31	80	8.1 ± 3.0	26.2 ± 18.2	0.31	34	8.7 ± 3.1	27.6 ± 11.5	0.32
MC	49	8.7 ± 3.4	24.6 ± 12.2	0.35	24	9.0 ± 3.5	25.4 ± 13.4	0.35	25	8.4 ± 3.2	23.7 ± 11.4	0.35
Sheath	77	7.3 ± 3.4	32.8 ± 17.8	0.22	46	7.6 ± 4.0	32.3 ± 18.3	0.24	31	6.9 ± 2.2	33.6 ± 17.0	0.21
IND	266	8.4 ± 3.3	33.3 ± 22.7	0.25	202	8.2 ± 3.3	34.5 ± 23.4	0.24	64	9.0 ± 3.1	29.6 ± 20.0	0.3

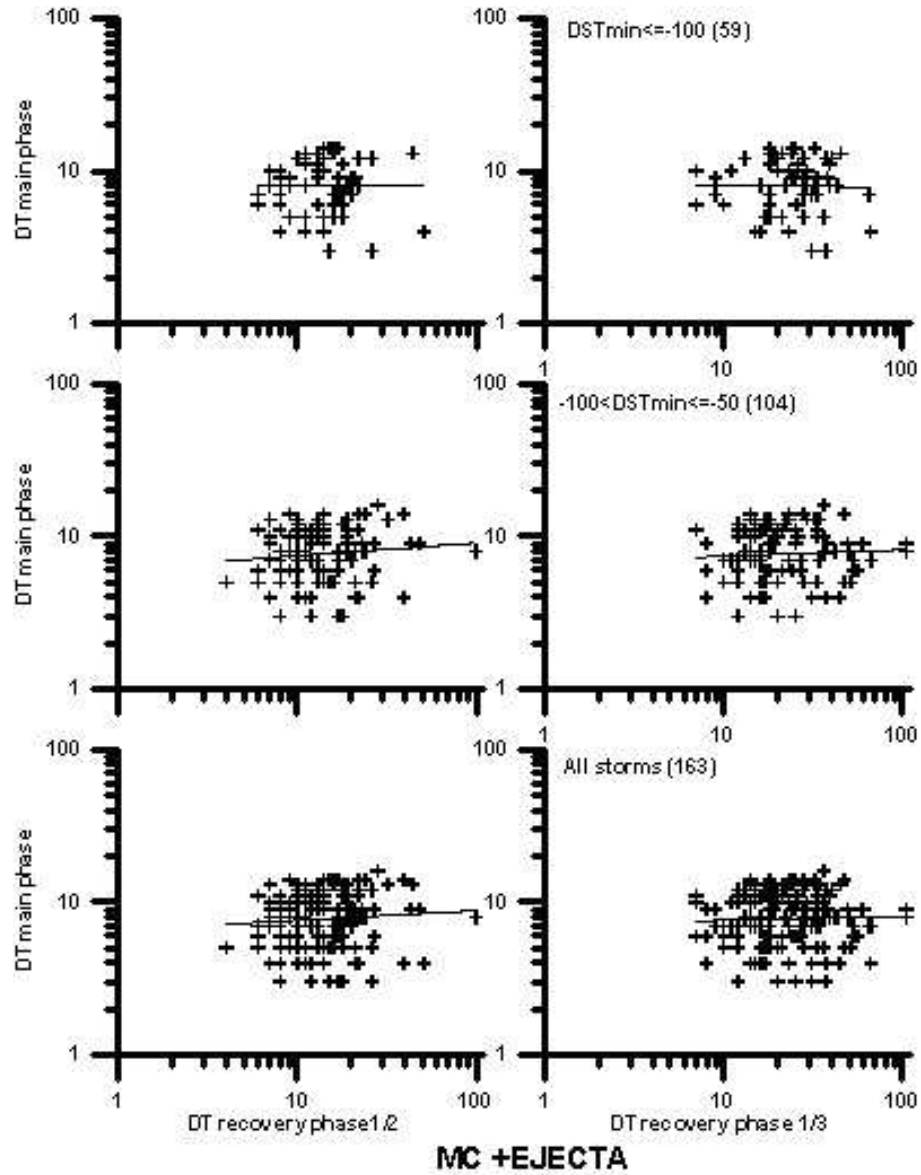


Figure 6. Dependence of the main phase duration on duration of recovery phase for magnetic storms driven by SMC+Ejecta