

# Computing the $L_1$ Geodesic Diameter and Center of a Simple Polygon in Linear Time\*

Sang Won Bae<sup>†</sup>    Matias Korman<sup>‡,§</sup>    Yoshio Okamoto<sup>¶</sup>    Haitao Wang<sup>||</sup>

27<sup>th</sup> February, 2022

## Abstract

In this paper, we show that the  $L_1$  geodesic diameter and center of a simple polygon can be computed in linear time. For the purpose, we focus on revealing basic geometric properties of the  $L_1$  geodesic balls, that is, the metric balls with respect to the  $L_1$  geodesic distance. More specifically, in this paper we show that any family of  $L_1$  geodesic balls in any simple polygon has Helly number two, and the  $L_1$  geodesic center consists of midpoints of shortest paths between diametral pairs. These properties are crucial for our linear-time algorithms, and do not hold for the Euclidean case.

## 1 Introduction

Let  $P$  be a simple polygon with  $n$  vertices in the plane. The *diameter* and *radius* of  $P$  with respect to a certain metric  $d$  are very natural and important measures of  $P$ . The diameter with respect to  $d$  is defined to be the maximum distance over all pairs of points in  $P$ , that is,  $\max_{p,q \in P} d(p,q)$ , while the radius is defined to be the min-max value  $\min_{p \in P} \max_{q \in P} d(p,q)$ . Here, the polygon  $P$  is considered as a closed and bounded space and thus the diameter and radius of  $P$  with respect to  $d$  are well defined. A pair of points in  $P$  realizing the diameter is called a *diametral pair*. Similarly, any point  $c$  such that  $\max_{q \in P} d(c,q)$  is equal to the radius is called a *center*. In this paper we study how fast can we compute these measures (and whenever possible, to also obtain the set of points that realize them).

One of the most natural metrics on a simple polygon  $P$  is induced by the length of the Euclidean shortest paths that stay within  $P$ , namely, the (*Euclidean*) *geodesic distance*. The problem of computing the diameter and radius of a simple polygon with respect to the geodesic distance has been intensively studied in computational geometry since the early 1980s. The diameter problem was first studied by Chazelle [6], who gave an  $O(n^2)$ -time algorithm. The running time was afterwards improved to  $O(n \log n)$  by Suri [21]. Finally, Hershberger and Suri [11] presented a linear-time algorithm based on a fast matrix search technique. Recently, Bae et al. [3] considered the diameter problem for polygons with holes.

The first algorithm for finding the Euclidean geodesic radius was given by Asano and Toussaint [2]. In their study, they showed that any simple polygon has a unique center, and provided an  $O(n^4 \log n)$ -time algorithm for computing it. The running time was afterwards reduced to  $O(n \log n)$  by Pollack, Sharir, and Rote [17]. Since then, it has been a longstanding open problem whether the center can be computed in linear time (as also mentioned later by Mitchell [14]).

Another popular metric with a different flavor is the *link distance*, which measures the smallest possible number of links (or turns) of piecewise linear paths. The currently best algorithms that compute the link

\*A preliminary version of this paper appeared in the proceedings of the *11th Latin American Theoretical Informatics Symposium (LATIN'14)* [4].

<sup>†</sup>Kyonggi University, Suwon, South Korea. [swbae@kgu.ac.kr](mailto:swbae@kgu.ac.kr)

<sup>‡</sup>National Institute of Informatics, Tokyo, Japan. [korman@nii.ac.jp](mailto:korman@nii.ac.jp)

<sup>§</sup>JST, ERATO, Kawarabayashi Large Graph Project.

<sup>¶</sup>The University of Electro-Communications, Tokyo, Japan. [okamotoy@uec.ac.jp](mailto:okamotoy@uec.ac.jp)

<sup>||</sup>Utah State University, Logan, Utah, USA. [haitao.wang@usu.edu](mailto:haitao.wang@usu.edu)

Table 1: Summary of currently best results on computing the diameter and radius of a simple polygon  $P$  with respect to various metrics on  $P$ .

	Metric	Restriction on $P$	Diameter		Radius	
Geodesic	Euclidean	simple	$O(n)$	[11]	$O(n \log n)$	[17]
	$L_1$	rect. simple	$O(n)$	[18]	$O(n)$	[18]
		simple	$O(n)$	[Thm. 18]	$O(n)$	[Thm. 24]
Link	regular	simple	$O(n \log n)$	[20]	$O(n \log n)$	[8, 13]
	rectilinear	rect. simple	$O(n)$	[15]	$O(n)$	[16]

diameter or radius run in  $O(n \log n)$  time [8, 13, 20]. The *rectilinear link distance* measures the minimum number of links when feasible paths in  $P$  are constrained to be rectilinear. Nilsson and Schuierer [15, 16] showed how to solve the problem under the rectilinear link distance in linear time.

In order to tackle the open problem of computing the Euclidean geodesic center, we investigate another natural metric: the  $L_1$  metric. To the best of our knowledge, only a special case where the input polygon is rectilinear has been considered in the literature. This result is given by Schuierer [18], where he showed how to compute the  $L_1$  geodesic diameter and radius of a simple rectilinear polygon in linear time.

This paper aims to provide a clear and complete exposition on the diameter and radius of general simple polygons with respect to the  $L_1$  geodesic distance. We first focus on revealing basic geometric properties of the geodesic balls (that is, the metric balls with respect to the  $L_1$  geodesic distance). Among other results, we show that any family of  $L_1$  geodesic balls has Helly number two (see Theorem 11). This is a crucial property that does not hold for the Euclidean geodesic distance, and thus we identify that the main difficulty of the open problem lies there.

We then show that the method of Hershberger and Suri [11] for computing the Euclidean diameter extends to  $L_1$  metrics, and that the running time is preserved. However, the algorithms for computing the Euclidean radius do not easily extend to rectilinear metrics. Indeed, even though the approach of Pollack et al. [17] can be adapted for the  $L_1$  metric, the running time is  $O(n \log n)$ . On the other hand, the algorithm of Schuierer [18] for rectilinear simple polygons heavily exploits properties derived from rectilinearity. Thus, its extension to general simple polygons is not straightforward either.

In this paper we use a different approach: using our Helly-type theorem for  $L_1$  geodesic balls, we show that the set of points realizing  $L_1$  geodesic centers coincides with the intersection of a finite number of geodesic balls. Afterwards we show how to compute their intersection in linear time. Table 1 summarizes the currently best results on computing the diameter and radius of a simple polygon with respect to the most common metrics, including our new results.

## 2 Preliminaries

For any subset  $A \subset \mathbb{R}^2$ , we denote by  $\partial A$  and  $\text{int}A$  the boundary and the interior of  $A$ , respectively. For  $p, q \in \mathbb{R}^2$ , denote by  $\overline{pq}$  the line segment with endpoints  $p$  and  $q$ . For any path  $\pi$  in  $\mathbb{R}^2$ , let  $|\pi|$  be the length of  $\pi$  under the  $L_1$  metric, or simply the  $L_1$  length. Note that  $|\overline{pq}|$  equals the  $L_1$  distance between  $p$  and  $q$ .

The following is a basic observation on the  $L_1$  length of paths in  $\mathbb{R}^2$ . A path is called *monotone* if any vertical or horizontal line intersects it in at most one connected component.

**Fact 1.** *For any monotone path  $\pi$  between  $p, q \in \mathbb{R}^2$ , it holds that  $|\pi| = |\overline{pq}|$ .*

Let  $P$  be a simple polygon with  $n$  vertices. We regard  $P$  as a compact set in  $\mathbb{R}^2$ , so its boundary  $\partial P$  is contained in  $P$ . An  $L_1$  shortest path between  $p$  and  $q$  is a path joining  $p$  and  $q$  that lies in  $P$  and minimizes its  $L_1$  length. The  $L_1$  geodesic distance  $d(p, q)$  is the  $L_1$  length of an  $L_1$  shortest path between  $p$  and  $q$ . We are interested in two quantities: the  $L_1$  geodesic diameter  $\text{diam}(P)$  and radius  $\text{rad}(P)$  of  $P$ , defined to be  $\text{diam}(P) := \max_{p, q \in P} d(p, q)$  and  $\text{rad}(P) := \min_{p \in P} \max_{q \in P} d(p, q)$ . Any pair of points  $p, q \in P$  such that  $d(p, q) = \text{diam}(P)$  is called a *diametral pair*. A point  $c \in P$  is said to be an  $L_1$  geodesic center if and only if  $\max_{q \in P} d(c, q) = \text{rad}(P)$ . We denote by  $\text{cen}(P)$  the set containing all  $L_1$  geodesic centers of  $P$ .

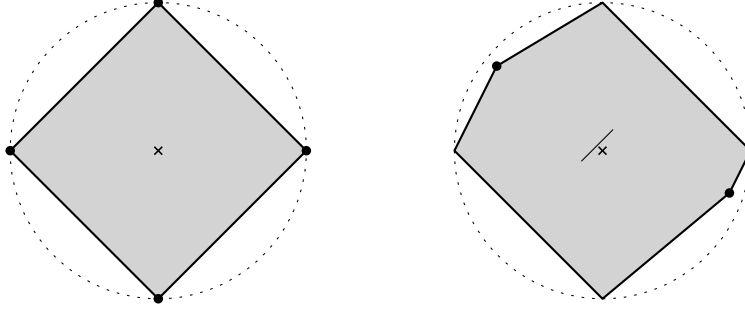


Figure 1: Examples of simple polygons and their center/diameters under both  $L_1$  and Euclidean metrics. The left figure is the unit  $L_1$  ball centered at the origin (the Euclidean ball is also shown for clarity). In the  $L_2$  metric the diameter is realized by any opposite corners of the polygon. The diameter is equal in  $L_1$  metric, but now it is realized by any two points in opposite edges of the boundary. In this problem instance the radius is realized by the same point in both metrics (the origin, depicted as a cross). In the right figure the unit ball has been slightly modified with two additional vertices (of coordinates  $(-\frac{5}{7}, \frac{4}{7})$  and  $(\frac{6}{7}, -\frac{2}{7})$ ). Since the polygon is still contained in the Euclidean unit ball, neither the Euclidean diameter or center change with the addition of the new vertices. However, the  $L_1$  diameter is now uniquely realized by the two new vertices. Also, the set of points that realize the radius has shifted slightly upwards and is no longer unique: any point in the segment of endpoints  $(-\frac{2}{14}, \frac{1}{14})$  and  $(\frac{1}{14}, \frac{2}{14})$  (the thin segment in the Figure) is an  $L_1$  center.

Analogously, a path lying in  $P$  minimizing its *Euclidean* length is called the *Euclidean shortest path*. It is well known that there is always a unique Euclidean shortest path between any two points in a simple polygon [9]. We let  $\pi_2(p, q)$  be the unique Euclidean shortest path from  $p \in P$  to  $q \in P$ . The following states a crucial relation between Euclidean and  $L_1$  shortest paths in a simple polygon.

**Fact 2** (Hershberger and Snoeyink [10]). *For any two points  $p, q \in P$ , the Euclidean shortest path  $\pi_2(p, q)$  is also an  $L_1$  shortest path between  $p$  and  $q$ .*

Notice that this does not imply coincidence between the Euclidean and the  $L_1$  geodesic diameters or centers, as the lengths of paths are measured differently (see an example in Figure 1). Nonetheless, Fact 2 enables us to exploit structures for Euclidean shortest paths such as the shortest path map.

A *shortest path map* for a source point  $s \in P$  is a subdivision of  $P$  into regions according to the combinatorial structure of shortest paths from  $s$ . For Euclidean shortest paths, Guibas et al. [9] showed that the shortest path map  $SPM(s)$  can be computed in  $O(n)$  time. Once we have  $SPM(s)$ , the Euclidean geodesic distance from  $s$  to any query point  $q \in P$  can be computed in  $O(\log n)$  time, and the actual path  $\pi_2(s, q)$  in additional time proportional to the complexity of  $\pi_2(s, q)$ . Fact 2 implies that the map  $SPM(s)$  also plays a role as a shortest path map for the  $L_1$  geodesic distance so that a query  $q \in P$  can be processed in the same time bound to evaluate the  $L_1$  geodesic distance  $d(s, q)$  or to obtain the shortest path  $\pi_2(s, q)$ .

Throughout the paper, unless otherwise stated,  $P$  refers to a simple polygon, a shortest path and the geodesic distance always refer to an  $L_1$  shortest path and the  $L_1$  geodesic distance  $d$ , and the geodesic diameter/center is always assumed to be with respect to the  $L_1$  geodesic distance  $d$ .

### 3 The $L_1$ Geodesic Balls

Geodesic balls (or geodesic disks) are metric balls under the geodesic distance  $d$ . More precisely, the  $L_1$  (*closed*) *geodesic ball* centered at point  $s \in P$  with radius  $r \in \mathbb{R}$ , denoted by  $\mathbf{B}_s(r)$ , is the set of points  $x \in P$  such that  $d(s, x) \leq r$ . Note that if  $r < 0$ , it holds that  $\mathbf{B}_s(r) = \emptyset$ . In this section, we reveal several geometric properties of the geodesic balls  $\mathbf{B}_s(r)$ , which build a basis for our further discussion.

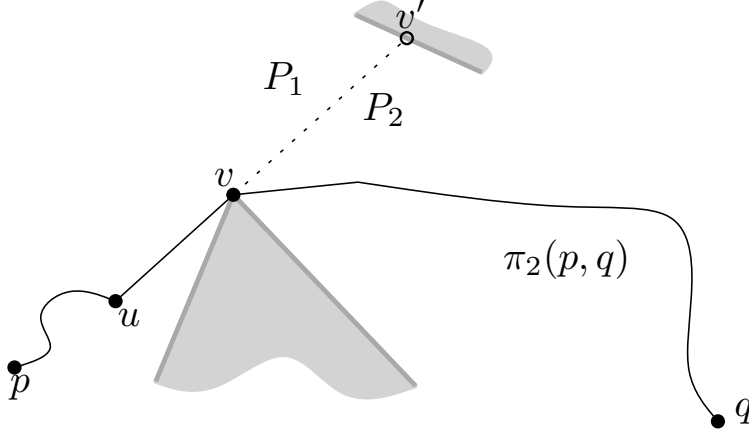


Figure 2: Illustration of the proof of Lemma 3: the region shaded by gray color is outside  $P$ , that is,  $\mathbb{R}^2 \setminus P$ .

### 3.1 $P$ -convex sets

A subset  $A \subseteq P$  is  $P$ -convex if for any  $p, q \in A$ , the Euclidean shortest path  $\pi_2(p, q)$  is a subset of  $A$ . The  $P$ -convex sets are also known as the *geodesically convex* sets in the literature [21]. Pollack et al. [17] achieved their  $O(n \log n)$ -time algorithm computing the Euclidean geodesic center based on the  $P$ -convexity of Euclidean geodesic balls. A set  $A$  is *path-connected* if and only if, for any  $x, y \in A$ , there exists a path  $\pi$  connecting them such that  $\pi \subseteq A$ . With this definition we can introduce an equivalent condition of  $P$ -convexity.

**Lemma 3.** *For any subset  $A \subseteq P$  of  $P$ , the following are equivalent.*

- (i)  $A$  is  $P$ -convex.
- (ii)  $A$  is path-connected and for any line segment  $\ell \subset P$ ,  $A \cap \ell$  is connected.

*Proof.* (i)  $\Rightarrow$  (ii). Assume that  $A$  is  $P$ -convex. By definition, any two points  $p, q \in A$  are joined by the Euclidean shortest path  $\pi_2(p, q)$  which lies in  $A$ , that is,  $A$  should be path-connected. Now, suppose that there exists a line segment  $\ell \subset P$  such that  $A \cap \ell$  consists of two or more connected components. Then, there are two points  $p, q \in A \cap \ell$  such that the segment  $\overline{pq}$  is not completely contained in  $A$ . Since  $\overline{pq} \subseteq \ell \subset P$ , we have  $\pi_2(p, q) = \overline{pq}$ . This contradicts the  $P$ -convexity of  $A$ .

(ii)  $\Rightarrow$  (i). Assume that  $A$  is path-connected and any line segment intersects  $A$  in a connected subset. For a contradiction, suppose that there exist  $p, q \in A$  such that  $\pi_2(p, q) \not\subseteq A$ . Recall that  $\pi_2(p, q)$  is a sequence of line segments whose endpoints are either vertices of  $P$ ,  $p$ , or  $q$  [9]. In particular, there exists a vertex of  $P$  that is in  $\pi_2(p, q)$  but not in  $A$ . Let  $v$  be the first such vertex, and let  $u$  be the vertex of  $\pi_2(p, q)$  just before  $v$  (note that  $u$  is either  $p$  or a corner of  $P$ ). By construction,  $u$  and  $v$  are adjacent through a segment of  $\pi_2(p, q)$  and  $v$  is farther from  $p$  than  $u$ . By our choice of  $v$ , we must have  $u \in A$  (see Figure 2 for an illustration).

Let  $v' \in \partial P$  be the first point on  $\partial P$  hit by the ray starting at  $v$  in the direction opposite to  $u$ . Since  $\overline{vv'}$  is a diagonal of  $P$  (that is,  $v, v' \in \partial P$  and  $\overline{vv'} \subset P$ ),  $P$  is partitioned by  $\overline{vv'}$  into two simple polygons. Let  $P_1$  be the sub-polygon containing  $p \in P_1$ ; we claim that  $q$  must be in the other one (which we call  $P_2$ ). Observe that  $\pi_2(p, q)$  properly crosses  $\overline{vv'}$  at  $v$ . Indeed, if  $q \in P_1$ , the path  $\pi_2(p, q)$  must properly cross again the segment  $\overline{vv'}$ . However, in such a case we can find a shorter path that avoids the segment  $\overline{vv'}$  altogether, a contradiction. Thus, we conclude that  $p \in P_1$  and  $q \in P_2$ .

Since  $A$  is path-connected, there exists a path  $\pi$  between  $p$  and  $q$  such that  $\pi \subseteq A$ . Since  $P$  is a simple polygon, the path  $\pi$  must cross  $\overline{vv'}$ , and thus  $\overline{vv'} \cap A \neq \emptyset$ . Now, consider the segment  $\overline{uv'}$ . As observed above, we have  $u \in A$ ,  $v \notin A$ , and  $\overline{vv'} \cap A \neq \emptyset$ . In particular,  $A \cap \overline{uv'}$  is not connected, a contradiction.  $\square$

We are interested in the boundary of a  $P$ -convex set. Let  $A \subseteq P$  be a  $P$ -convex set. Consider any convex subset  $Q \subseteq P$ . Since  $\pi_2(p, q) = \overline{pq}$  for any  $p, q \in Q$ , the intersection  $A \cap Q$  is also a convex set due to the  $P$ -convexity of  $A$ . Based on this observation, we show the following lemma.

**Lemma 4.** *Let  $A \subseteq P$  be a closed  $P$ -convex set. Then, any connected component  $C$  of  $\partial A \cap \text{int} P$  is a convex curve.*

*Proof.* Consider an arbitrary triangulation  $\mathcal{T}$  of the simple polygon  $P$ . We call each edge in  $\mathcal{T}$  a *diagonal* if it is not an edge of  $P$ . For each triangle  $\Delta \in \mathcal{T}$ ,  $A \cap \Delta$  is a convex set since  $A$  is  $P$ -convex and  $\Delta$  is convex. Therefore,  $\partial(A \cap \Delta)$  is convex, implying that every (maximal) continuous portion of  $\partial A \cap \Delta$  is a convex curve (note that  $\partial A \cap \Delta$  may have more than one continuous portion). Now, consider any connected component  $C$  of  $\partial A \cap \text{int} P$ . The diagonals of  $\mathcal{T}$  subdivides  $C$  into some pieces, each of which is a convex curve, as discussed above. Since the vertices of each triangle in  $\mathcal{T}$  are those of  $P$ ,  $C$  does not pass through any vertex of any triangle by definition. This implies that  $C$  is a simple curve, being either open or closed.

In order to show that  $C$  is a convex curve, it suffices to check each intersection point  $p$  between  $C$  and a triangle diagonal  $e$ . If such a point  $p$  does not exist, then  $C$  does not intersect any diagonal, and we are done. Otherwise, the diagonal  $e$  is incident to two triangles  $\Delta_1$  and  $\Delta_2$  of  $\mathcal{T}$ . Let  $\alpha_1$  be the continuous portion of  $C \cap \Delta_1$  that connects  $p$  and let  $\alpha_2$  be the continuous portion of  $C \cap \Delta_2$  that connects  $p$ . According to our discussion above, both  $\alpha_1$  and  $\alpha_2$  are nonempty convex curves. Let  $U$  be a sufficiently small disk centered at  $p$  such that  $(\alpha_1 \cup \alpha_2) \cap U$  is part of the boundary of  $A \cap U$ . By the  $P$ -convexity of  $A$ ,  $A \cap U$  must also be a convex set, and therefore,  $(\alpha_1 \cup \alpha_2) \cap U$ , as a part of  $\partial(A \cap U)$ , is a convex curve. This also shows that  $\alpha_1 \cup \alpha_2$  is convex. Since there are only a finite number of such intersection points  $p$ , repeating this argument for each such  $p$  proves that  $C$  is a convex curve.  $\square$

Note that if a connected component  $C$  of  $\partial A \cap \text{int} P$  is not a closed curve, then  $C$  is an open curve excluding its endpoints, which lie on  $\partial P$ . This implies that the curve  $C$  divides  $P$  into two connected components such that  $\text{int} A$  lies on one side of  $C$ , regardless of whether  $C$  is open or closed.

### 3.2 Geometric properties of $L_1$ geodesic balls

In the following, we establish several geometric properties of geodesic balls  $\mathbf{B}_s(r)$  that follow from the  $P$ -convexity of  $\mathbf{B}_s(r)$ . Note that, to the best of our knowledge, most of these properties of  $\mathbf{B}_s(r)$  have not been discussed before in the literature.

We start with a simple observation. By Fact 2,  $\pi_2(s, p)$  is an  $L_1$  shortest path from  $s$  to  $p \in P$ . Since  $\pi_2(s, p)$  makes turns only at vertices of  $P$ , the ball is equal to the union of some  $L_1$  balls centered at the vertices of  $P$ . More precisely,  $\mathbf{B}_s(r) = \bigcup_{v \in V \cup \{s\}} \mathbf{B}_v(r - d(s, v))$ , where  $V$  denotes the set of vertices of  $P$ . This immediately implies the following observation.

**Observation 5.** *For any  $s \in P$  and  $r > 0$ , the geodesic ball  $\mathbf{B}_s(r)$  is a simple polygon in  $P$  and each side of  $\mathbf{B}_s(r)$  either lies on  $\partial P$  or has slope 1 or  $-1$ .*

**Lemma 6.** *Given a point  $s \in P$  and a horizontal or vertical line segment  $\ell \subset P$ , the function  $f(x) = d(s, x)$  over  $x \in \ell$  is convex.*

*Proof.* Without loss of generality, we assume that  $\ell$  is horizontal. The case where  $\ell$  is vertical can be handled in a symmetric way. Consider the union of all Euclidean shortest paths  $\pi_2(s, x)$  from  $s$  to  $x$  over  $x \in \ell$ , which forms a *funnel*  $F$  with apex  $u$  and base  $\ell$  plus  $\pi_2(s, u)$ . The funnel  $F$  consists of two concave chains  $C_1$  and  $C_2$  through vertices of  $P$  and the endpoints of  $\ell$  so that  $C_1$  connects the apex  $u$  and the left endpoint of  $\ell$  and  $C_2$  connects  $u$  and the right endpoint of  $\ell$ . See Figure 3. Note that the apex  $u$  is also a vertex of  $P$  unless  $u = s$ .

Each of the two concave chains  $C_1$  and  $C_2$  is either monotone or not. Recall that a path is called monotone if and only if any vertical or horizontal line intersects it at most once. Observe that at least one of them must be monotone, since the apex  $u$  must be visible to a point of  $\ell$ . Without loss of generality, we assume

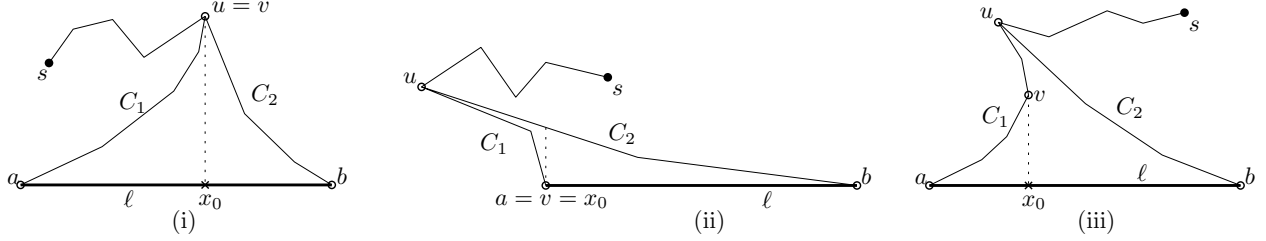


Figure 3: Illustration of the proof of Lemma 6: (i) When both chains  $C_1$  and  $C_2$  of the funnel are monotone and  $v$  is visible to  $\ell$ . (ii) When both chains  $C_1$  and  $C_2$  of the funnel are monotone and  $v$  is to the left of  $\ell$ . (iii) When  $C_1$  is not monotone.

that  $C_2$  is monotone. Let  $a$  and  $b$  be the left and right endpoints of  $\ell$ , respectively. For any point  $p$ , let  $p_x$  denote its  $x$ -coordinate. We define a particular vertex  $v$  of  $F$  defined as follows: (1)  $v = u$  if both chains are monotone and  $a_x \leq u_x \leq b_x$  (see Figure 3 (i)); (2)  $v = a$  if both chains are monotone and  $u_x < a_x$  (see Figure 3 (ii)); (3)  $v = b$  if both chains are monotone and  $b_x < u_x$  (symmetric to Figure 3 (ii)); (4)  $v$  is the rightmost vertex of  $C_1$  if  $C_1$  is not monotone (see Figure 3 (iii)).

Note that, by construction of  $v$ , it always holds that  $a_x \leq v_x \leq b_x$ . Let  $x_0 \in \ell$  be the point of  $\ell$  that has the same  $x$ -coordinate as  $v$ . We first prove that  $v$  is visible to  $x_0$ . In case (1) both chains  $C_1$  and  $C_2$  are monotone and  $\ell$  is horizontal. Thus, the segment connecting  $v$  and  $x_0$  cannot be obstructed. In cases (2) and (3) we have  $x_0 = v$  (and thus the statement is obviously true). For case (4) the vertex  $v$  cuts  $C_1$  into two monotone concave chains. Since  $\ell$  is horizontal and  $u$  is visible to at least one point of  $\ell$ ,  $v$  must be visible to  $x_0$ .

We claim that for any  $x \in \ell$  there exists a shortest path to  $u$  that passes through  $x_0$ . Consider the path formed by concatenating the (horizontal) segment  $\overline{xx_0}$ , the (vertical) segment  $\overline{x_0v}$  and the shortest path from  $v$  to  $u$ . Recall that we considered four different types of funnels. In most of these cases, the resulting path is monotone (and thus it is a shortest path by Fact 1). The only situation in which the resulting path is not monotone is if the funnel is in case (4), and  $x$  is to the left of  $x_0$ . However, in this situation we know that  $\pi_2(s, x)$  always passes through  $v$ .

That is, for any  $x \in \ell$  there exists a shortest path to  $u$  that passes through  $x_0$  (and thus to  $s$  as well, since all shortest paths from points of  $\ell$  pass through  $u$ ). In particular, we have  $d(s, x) = |\pi_2(s, x_0)| + |\overline{x_0x}|$  which is a convex function over  $x \in \ell$  as claimed.  $\square$

We are ready to prove the  $P$ -convexity of any  $L_1$  geodesic ball.

**Lemma 7.** *For any point  $s \in P$  and any real  $r \in \mathbb{R}$ , the  $L_1$  geodesic ball  $\mathbf{B}_s(r)$  is  $P$ -convex.*

*Proof.* The case where  $r \leq 0$  is trivial, so assume  $r > 0$ . Suppose that  $\mathbf{B}_s(r)$  is not  $P$ -convex. Since  $\mathbf{B}_s(r)$  is a simple polygon (Observation 5), any line segment in  $P$  intersects  $\mathbf{B}_s(r)$  in finitely many connected components. Thus, by Lemma 3, there exists a line segment  $\ell \subset P$  such that  $\ell$  crosses  $\partial\mathbf{B}_s(r) \cap \text{int}P$  exactly twice. Let  $a, b \in \ell$  be the two intersection points such that  $\overline{ab} \setminus \{a, b\}$  lies in  $P \setminus \mathbf{B}_s(r)$ .

We then observe that  $a$  and  $b$  belong to a common connected component  $C$  of  $\partial\mathbf{B}_s(r) \cap \text{int}P$ . Suppose for a contradiction that  $a$  and  $b$  belong to different components  $C_a$  and  $C_b$ , respectively. See Figure 4(a). Since  $\mathbf{B}_s(r)$  is path-connected and closed, there exists a path  $\pi$  between  $a$  and  $b$  such that  $\pi \subset \mathbf{B}_s(r)$ . Consider the simple closed curve  $L := \overline{ab} \cup \pi$ , and  $L$  is contained in  $P$ . Since  $C_a \neq C_b$  and  $a \in C_a$ ,  $L$  separates the two endpoints of  $C_a$ , that is, an endpoint of  $C_a$  (which is on  $\partial P$ ) lies in the region bounded by  $L$ . However, this is impossible since  $P$  is simple, a contradiction. Hence, both  $a$  and  $b$  lie in a common connected component  $C$  of  $\partial\mathbf{B}_s(r) \cap \text{int}P$ .

By Observation 5,  $C$  is a polygonal curve consisting of line segments with slope 1 or  $-1$ . Since  $a, b \in C$  and  $\overline{ab}$  is not contained in  $\mathbf{B}_s(r)$ ,  $C$  has a reflex corner  $p$  incident to two line segments whose slopes are 1 and  $-1$ , respectively. See Figure 4(b) for an illustration. Then, we can find a horizontal or vertical

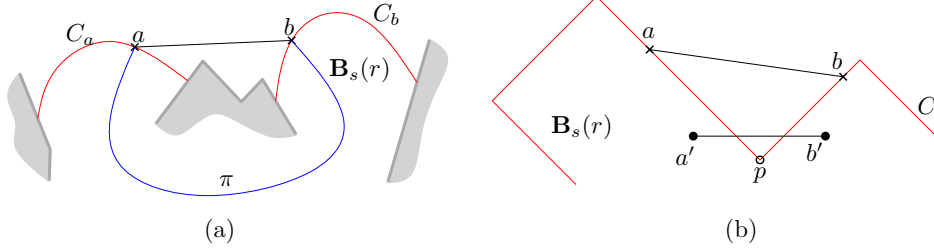


Figure 4: Illustration of the proof of Lemma 7. The region shaded by gray depicts  $\mathbb{R}^2 \setminus P$ .

line segment  $\overline{a'b'}$  sufficiently close to  $p$  such that  $a', b' \in \mathbf{B}_s(r)$  and  $\mathbf{B}_s(r) \cap \overline{a'b'}$  consists of two connected components. Take any point  $x \in \overline{a'b'} \setminus \mathbf{B}_s(r)$ . Since  $a', b' \in \mathbf{B}_s(r)$  but  $x \notin \mathbf{B}_s(r)$ , we have a strict inequality  $d(s, x) > r \geq d(s, a')$  and  $d(s, x) > r \geq d(s, b')$ , a contradiction to Lemma 6.  $\square$

The  $P$ -convexity of the geodesic balls, together with Lemma 4 and Observation 5, immediately implies the following corollary.

**Corollary 8.** *For  $s \in P$  and  $r > 0$ , each connected component  $C$  of  $\partial\mathbf{B}_s(r) \cap \text{int}P$  is a convex polygonal curve consisting of line segments of slope 1 or  $-1$ .*

The following corollary can also be easily derived from Lemmas 3 and 7.

**Corollary 9.** *For any point  $s \in P$  and any  $r > 0$ , the geodesic ball  $\mathbf{B}_s(r)$  intersects any line segment in  $P$  in a connected subset.*

A real-valued function  $f$  is called *quasiconvex* if its sublevel set  $\{x \mid f(x) \leq a\}$  for any  $a \in \mathbb{R}$  is convex. Corollary 9 implies the following.

**Corollary 10.** *Given a point  $s \in P$  and a line segment  $\ell \subset P$ , the function  $f(x) = d(s, x)$  over  $x \in \ell$  is quasiconvex.*

*Proof.* For any  $r > 0$ ,  $\mathbf{B}_s(r) \cap \ell$  is connected by Corollary 9, and is therefore convex. It suffices to observe that  $\mathbf{B}_s(r) \cap \ell$  coincides with the sublevel set of  $f(x)$  over  $x \in \ell$  at  $r$ ; that is,  $\mathbf{B}_s(r) \cap \ell = \{x \in \ell \mid d(s, x) \leq r\}$ .  $\square$

Indeed, the geodesic distance function  $d(s, x)$  over  $x \in \ell$  is not only quasiconvex but convex; this can be shown by a more careful geometric analysis. Nonetheless, the quasiconvexity will be sufficient for our overall purpose.

### 3.3 Helly-type theorem for geodesic balls

Here, we discuss the intersection of a family of  $L_1$  geodesic balls, and show that the  $L_1$  geodesic balls have Helly number two. More precisely, we claim the following theorem.

**Theorem 11.** *Let  $\mathcal{B}$  be a family of closed  $L_1$  geodesic balls. If the intersection of every two members of  $\mathcal{B}$  is nonempty, then  $\bigcap\{B \mid B \in \mathcal{B}\} \neq \emptyset$ .*

In the following, we prove Theorem 11. For the purpose, we make use of a Helly-type theorem on simple polygons proven by Breen [5].

**Theorem 12** (Breen [5]). *Let  $\mathcal{P}$  be a family of simple polygons in the plane. If every three (not necessarily distinct) members of  $\mathcal{P}$  have a simply connected union and every two members of  $\mathcal{P}$  have a nonempty intersection, then  $\bigcap\{P \mid P \in \mathcal{P}\} \neq \emptyset$ .*

Thus, it suffices to show that the union of two or three balls is simply connected, provided that any two of them have a nonempty intersection. This can be done based on the above discussion on the geodesic balls with Lemma 4 and Corollary 8.

**Lemma 13.** *Let  $B_1, B_2, B_3$  be any three closed  $L_1$  geodesic balls such that every two of them have a nonempty intersection. Then, the union  $B_1 \cup B_2 \cup B_3$  is simply connected.*

*Proof.* Since every pair of balls have nonempty intersection, the union  $B_1 \cup B_2 \cup B_3$  is connected. Assume to the contrary that the union  $B_1 \cup B_2 \cup B_3$  has a hole  $H$ . This hole is a simple polygon whose boundary  $\partial H$  consists of portions of  $\partial B_i \cap \text{int}P$  and  $\partial P$  for  $i = 1, 2, 3$ . We consider each of the connected components  $C_1, C_2, \dots, C_m$  of  $\partial B_i \cap \text{int}P$  and  $\partial P$  that appear on  $\partial H$ .

We claim that, for any  $i = 1, 2, 3$ , only a single connected component of  $\partial B_i \cap \text{int}P$  can appear on  $\partial H$ . Assume otherwise that there are two components, say  $C_1$  and  $C_2$ , that satisfy  $C_1, C_2 \subset \partial B_1 \cap \text{int}P$ . By definition of connected component,  $C_1$  partitions  $P$  into two components. Since  $C_1$  appears on  $\partial B_1$ ,  $H$  lies in one side of  $C_1$  and  $B_1$  in the other side  $C_2$ . Analogously,  $H$  lies in one side of  $C_2$  and  $B_1$  in the other side of  $C_2$ . Pick any two points  $p_1 \in C_1 \cap \partial H$  and  $p_2 \in C_2 \cap \partial H$ . Since  $H$  is a simple polygon (and thus connected), there exists a path  $\pi$  between  $p_1$  and  $p_2$  that stays inside  $H$  (and in particular avoids  $B_1$ ). On the other hand, since  $B_1$  is an  $L_1$  geodesic ball, there exists a path  $\pi'$  between  $p_1$  and  $p_2$  that stays inside  $B_1$ . Now consider the loop  $L := \pi \cup \pi'$  constructed by merging the two paths  $\pi$  and  $\pi'$ . By construction, an endpoint of  $C_1$  must be contained in the region bounded by  $L$ , which is a contradiction since the endpoints of  $C_1$  by definition must belong to  $\partial P$ .

By a similar reasoning we claim that  $\partial H$  cannot contain any portion of  $\partial P$  (or equivalently  $\partial H \subset \text{int}P$ ). Indeed, assume for the sake of contradiction that there exists a point  $p \in \partial P \cap \partial H$ . Consider a sufficiently small neighborhood around  $p$ :  $\partial P$  partitions this neighborhood into two components, one of which must be contained in  $H$ . Recall that by hypothesis we have  $\partial H \subset \partial(B_1 \cup B_2 \cup B_3)$ , and in particular the other component of the neighborhood must be contained in  $B_1 \cup B_2 \cup B_3$ . However, both regions are subsets of  $P$  and as such they must both lie in the same side, a contradiction.

Thus, the boundary of  $H$  is formed by portions of at most one connected component of each ball. Recall that, by Corollary 8, each connected component is a convex polygonal curve consisting of line segments of slope 1 or  $-1$ . In particular,  $\partial H$  also consists of line segments of slope  $\pm 1$  and thus must contain at least four line segments. Pick any point  $p \in \text{int}H$  and shoot four rays of slope  $\pm 1$  until they hit a point of  $\partial H$ . Since each connected component is convex, we conclude that each ray must hit a different component. In particular,  $H$  must be formed by at least four connected components, a contradiction.  $\square$

Therefore, Theorem 11 follows directly from Theorem 12 and Lemma 13. We note that Theorem 11 does not hold for the Euclidean case. It is easy to construct three disks (Euclidean balls) such that every two of them intersect but the intersection of the three is empty. This implies that the Helly number of Euclidean geodesic balls is strictly larger than two.

## 4 The $L_1$ Geodesic Diameter

In this section, we show that the  $L_1$  geodesic diameter of  $P$ ,  $\text{diam}(P)$ , and a diametral pair can be computed in linear time by extending the approach of Suri [19] and Hershberger and Suri [11] to the  $L_1$  case. For any point  $s \in P$ , let  $\phi(s)$  be the maximum geodesic distance from  $s$  to any other point in  $P$ , that is,  $\phi(s) = \max_{q \in P} d(s, q)$ . A point  $q \in P$  such that  $d(s, q) = \phi(s)$  is called a *farthest neighbor* of  $s$ . Obviously,  $\text{diam}(P) = \max_{s \in P} \phi(s)$  and  $\text{rad}(P) = \min_{s \in P} \phi(s)$ . The following lemma is a key observation for our purpose.

**Lemma 14.** *For any  $s \in P$ , all farthest neighbors of  $s$  lie on the boundary  $\partial P$  of  $P$ , and at least one of them is a vertex of  $P$ .*

*Proof.* We first show that any farthest neighbor of  $s$  must lie on the boundary  $\partial P$  of  $P$ . Assume to the contrary that a point  $q \in \text{int}P$  is a farthest neighbor of  $s$ . Consider the Euclidean shortest path  $\pi_2(s, q)$  from  $s$  to  $q$ . By Fact 2,  $d(s, q) = |\pi_2(s, q)|$ . Let  $q' \in \partial P$  be the point on  $\partial P$  hit by the extension of the last segment of  $\pi_2(s, q)$ . Observe that the Euclidean shortest path  $\pi_2(s, q')$  from  $s$  to  $q'$  is obtained by concatenating  $\pi_2(s, q)$



and the segment  $\overline{qq'}$ . Since  $q' \neq q$ , we have a strict inequality  $d(s, q') = |\pi_2(s, q')| = |\pi_2(s, q)| + |\overline{qq'}| > d(s, q)$ , a contradiction to the assumption that  $q$  is a farthest neighbor of  $s$ . Therefore, there is no such farthest neighbor lying in the interior of  $P$ . This proves the first statement of the lemma.

Let  $q \in P$  be a farthest neighbor of  $s$ . Then,  $q$  lies on  $\partial P$  as shown above. Let  $e$  be the edge of  $P$  on which  $q$  lies. Corollary 10 implies that the geodesic distance  $d(s, x)$  over  $x \in e$  is quasiconvex and thus it is maximized when  $x$  is an endpoint of  $e$ , that is, a vertex of  $P$ . Thus, the lemma is shown.  $\square$

**Corollary 15.** *There exist two vertices  $v_1$  and  $v_2$  of  $P$  such that  $d(v_1, v_2) = \text{diam}(P)$ , that is,  $(v_1, v_2)$  is a diametral pair.*

Thus, the problem of computing  $\text{diam}(P)$  is solved by finding the farthest vertex-pair. Let  $v_1, \dots, v_n$  be the vertices of  $P$  ordered counterclockwise along  $\partial P$ . Let  $v_a$  and  $v_b$  be vertices of  $P$  such that  $v_a$  is a farthest neighbor of  $v_1$  and  $v_b$  is a farthest neighbor of  $v_a$  and  $v_b$  is guaranteed by Lemma 14. We assume that  $a < b$ ; otherwise, we take the mirror image of  $P$  for the following discussion. The three vertices  $v_1, v_a, v_b$  divide  $\partial P$  into three chains:  $U_1 = (v_2, \dots, v_{a-1})$ ,  $U_2 = (v_{a+1}, \dots, v_{b-1})$ , and  $U_3 = (v_{b+1}, \dots, v_n)$ . Let  $W_1, W_2, W_3$  be the chains complementary to  $U_1, U_2, U_3$ , respectively, that is,  $W_1 = (v_a, \dots, v_n, v_1)$ ,  $W_2 = (v_b, \dots, v_n, v_1, \dots, v_a)$ , and  $W_3 = (v_1, \dots, v_b)$ . We then observe the following, which we prove with Lemma 14.

**Lemma 16.** *For any  $i = 1, 2, 3$  and  $u \in U_i$ , there is a vertex  $w \in W_i$  that is a farthest neighbor of  $u$ .*

*Proof.* We note that an almost identical statement (Lemma 8 in [21]) was given by Suri for the Euclidean geodesic distance. In the following we give the details for completeness. Also note that it suffices to give the proof for  $i = 1$  only, since the other cases are analogous.

Let  $u \in U_1$ : by Lemma 14 there exists a vertex  $v$  of  $P$  that is a farthest neighbor of  $u$ . If  $v \in W_1$ , we are done, hence from now on we focus in the  $v \in U_1$  case. Walk along the boundary of  $U_1$  in counterclockwise fashion and consider the order in which we meet points  $v_1, u, v$ , and  $v_a$ : the order is either  $v_1, u, v, v_a$  or  $v_1, v, u, v_a$ . In the former case, the paths  $\pi_2(v_1, v)$  and  $\pi_2(u, v_a)$  must cross (since  $u$  and  $v_a$  lie on different sides of the path  $\pi_2(v_1, v)$ ). In particular, by the triangular inequality we have  $d(u, v_a) + d(v_1, v) \geq d(u, v) + d(v_1, v_a)$ . Recall that  $v_a$  is a farthest neighbor of  $v_1$ , hence  $d(v_1, v_a) \geq d(v_1, v)$ , and in particular  $d(u, v_a) \geq d(u, v)$ . Thus, we conclude that  $v_a \in W_1$  is also a farthest neighbor of  $u$  as claimed. The case in which the order is  $v_1, v, u, v_a$  is analogous (but in this case we find that  $v_b$  is a farthest neighbor of  $u$ ).  $\square$

Lemma 16 implies that computing a farthest vertex from every vertex of  $P$  can be done by handling three pairs  $(U_i, W_i)$  of two disjoint chains that partition the vertices of  $P$ . We recall that a very similar strategy was used by Suri was also used for computing the Euclidean geodesic diameter [11, 21]. This motivates the *restricted farthest neighbor* problem: Given two disjoint chains of vertices of  $P$ ,  $U = (u_1, \dots, u_p)$  and  $W = (w_1, \dots, w_m)$  that together partition the vertices of  $P$ , where the vertices  $u_1, \dots, u_p, w_1, \dots, w_m$  are ordered counterclockwise and  $p + m = n$ , find a farthest vertex on  $W$  from each  $u \in U$ . With respect to the Euclidean geodesic distance, Suri [21] presented an  $O(n \log n)$ -time algorithm for the problem, and later Hershberger and Suri [11] improved it to  $O(n)$  time based on the matrix searching technique by Aggarwal et al. [1]. In the following, we show with Fact 2 that the method of Hershberger and Suri [11] can be applied to solve the problem with respect to the  $L_1$  geodesic distance  $d$ .

**Lemma 17.** *Let  $U$  and  $W$  be two disjoint chains of vertices of  $P$  that together partition the vertices of  $P$ . One can compute in  $O(n)$  time a farthest vertex over  $w \in W$  for every  $u \in U$  with respect to the  $L_1$  geodesic distance  $d$ .*

*Proof.* Define  $M$  to be a  $p \times m$  matrix such that  $M(i, j) := d(u_i, w_j)$  for  $1 \leq i \leq p$  and  $1 \leq j \leq m$ . We claim that  $M(i, k) < M(i, l)$  implies  $M(j, k) < M(j, l)$  for any  $1 \leq i < j \leq p$  and  $1 \leq k < l \leq m$ . that is,  $M$  is *totally monotone* [1]. Thus, the problem is to find the row-wise maxima in the totally monotone matrix  $M$ .

Indeed, the above claim follows from the fact that the counterclockwise order of the four vertices must be  $w_k, w_l, u_i$ , and  $u_j$ . In particular, the paths  $\pi_2(u_i, w_k)$  and  $\pi_2(u_j, w_l)$  must cross, and thus the triangular

inequality implies  $d(u_j, w_k) + d(u_i, w_l) \leq d(u_j, w_l) + d(u_i, w_k)$ . This implies that we cannot have both  $M(i, k) < M(i, l)$  and  $M(j, l) < M(j, k)$  or we would have a contradiction. Note that this proof only uses the triangular inequality (for geodesic  $L_1$  paths), hence it holds for other metrics as well. Indeed, this fact was previously shown by Hershberger and Suri [11] for the Euclidean case.

Aggarwal et al. [1] proved that the row-wise maxima of a totally monotone matrix can be computed in  $O(n)$  comparisons and evaluations of matrix entries. The matrix  $M$  is implicitly defined and each entry will be evaluated only when needed. Hershberger and Suri [11] showed that  $O(n)$  evaluations of  $M(i, j)$  can be done in total  $O(n)$  time. The main structures used in their algorithm are the two *shortest path trees*  $SPT(w_1)$  and  $SPT(w_m)$  rooted at the vertices  $w_1$  and  $w_m$ , respectively, and the funnel structures. The shortest path tree  $SPT(s)$  rooted at a point  $s \in P$  is a plane tree on the vertices of  $P$  plus the root  $s$  such that the path in  $SPT(s)$  from  $s$  to any vertex  $v$  of  $P$  is actually the Euclidean shortest path  $\pi_2(s, v)$ . It is known that the shortest path tree  $SPT(s)$  can be computed in linear time [9].

Fact 2 implies that these structures can also be used for the  $L_1$  geodesic distance  $d$  and the corresponding operations on them can be performed in the same time bound without modifying the structures, but by replacing the Euclidean geodesic distance by the  $L_1$  geodesic distance  $d$ . For example, we can use exactly the same data structures as in [11] for computing tangents on funnels. Therefore, the algorithm of Hershberger and Suri applies to the  $L_1$  case, and solves the restricted farthest neighbor problem in linear time.  $\square$

We are now ready to conclude this section with a linear-time algorithm. We first find  $v_a$  and  $v_b$  such that  $v_a$  is a farthest neighbor of  $v_1$  and  $v_b$  is a farthest neighbor of  $v_a$ . This can be done in  $O(n)$  time by computing the shortest path maps  $SPM(v_1)$  and then  $SPM(v_a)$  with the algorithm of Guibas et al. [9] and Fact 2. We then have the three chains  $U_1, U_2, U_3$  and their complements  $W_1, W_2, W_3$ . Next, we apply Lemma 17 to solve the three instances  $(U_i, W_i)$  for  $i = 1, 2, 3$  of the restricted farthest neighbor problem, resulting in a farthest neighbor of each vertex of  $P$  by Lemma 16. Corollary 15 guarantees that the maximum over the  $n$  pairs of vertices is a diametral pair of  $P$ . All the effort in the above algorithm is bounded by  $O(n)$  time. We finally conclude with the main result of this section.

**Theorem 18.** *The  $L_1$  geodesic diameter of a simple polygon with  $n$  vertices can be computed in  $O(n)$  time, along with a pair of vertices that is diametral.*

## 5 The $L_1$ Geodesic Center

In this section, we study the  $L_1$  geodesic radius  $\text{rad}(P)$  and center  $\text{cen}(P)$  of a simple polygon  $P$ , and present a simple algorithm that computes  $\text{cen}(P)$  in linear time.

Consider the geodesic balls  $\mathbf{B}_p(r)$  centered at all points  $p \in P$  with radius  $r$ , and imagine their intersection as  $r$  grows continuously. By definition, the first nonempty intersection happens when  $r = \text{rad}(P)$ . Equivalently, by Theorem 11,  $r = \text{rad}(P)$  is the smallest radius such that  $\mathbf{B}_p(r) \cap \mathbf{B}_q(r) \neq \emptyset$  for any  $p, q \in P$ .

**Lemma 19.** *For any simple polygon  $P$ , it holds that  $\text{rad}(P) = \text{diam}(P)/2$ .*

*Proof.* Before giving the proof, we note that Schuierer [18] claimed Lemma 19 but no proof was given. In this paper, we provide a proof based on the Helly-type theorem for  $L_1$  geodesic balls (Theorem 11). It is worth mentioning that Theorem 12 was also used to prove a similar relation between the diameter and center with respect to the rectilinear link distance [12].

By the triangle inequality we have  $\text{rad}(P) \geq \text{diam}(P)/2$ . Thus, it suffices to show the reverse direction. For any  $r > 0$ , let  $\mathcal{B}(r) := \{\mathbf{B}_p(r) \mid p \in P\}$  be the family of  $L_1$  geodesic balls with radius  $r$ . Also, let  $U(r) := \bigcap_{B \in \mathcal{B}(r)} B$  be their intersection. As discussed above,  $U(r) = \emptyset$  for  $r < \text{rad}(P)$  and  $U(r) \neq \emptyset$  for  $r \geq \text{rad}(P)$ . Theorem 11, together with the the above discussion, tells us that any two members of  $\mathcal{B}(r)$  have a nonempty intersection only when  $r \geq \text{rad}(P)$ . This implies that for any  $r < \text{rad}(P)$  there are two points  $p, q \in P$  such that  $\mathbf{B}_p(r) \cap \mathbf{B}_q(r) = \emptyset$ .  $\square$

Clearly  $\text{cen}(P) \subseteq \mathbf{B}_p(\text{diam}(P)/2) \cap \mathbf{B}_q(\text{diam}(P)/2)$  for any diametral pair  $p, q \in P$ . Since the intersection of these two balls can only be a segment, we obtain the following description of  $\text{cen}(P)$ .

**Corollary 20.** *The  $L_1$  geodesic center  $\text{cen}(P)$  forms a line segment of slope  $\pm 1$ , unless it degenerates to a point.*

Before explicitly computing  $\text{cen}(P)$ , we need a technical lemma.

**Lemma 21.** *Let  $a, b \in P$  be any two points with  $\overline{ab} \subset P$ . Then, for any  $r > 0$ , it holds that  $\mathbf{B}_a(r) \cap \mathbf{B}_b(r) = \bigcap_{s \in \overline{ab}} \mathbf{B}_s(r)$ .*

*Proof.* Obviously, we have  $\bigcap_{s \in \overline{ab}} \mathbf{B}_s(r) \subseteq \mathbf{B}_a(r) \cap \mathbf{B}_b(r)$ . In the following, we show the opposite inclusion,  $\mathbf{B}_a(r) \cap \mathbf{B}_b(r) \subseteq \bigcap_{s \in \overline{ab}} \mathbf{B}_s(r)$ . The statement is obviously true when  $\mathbf{B}_a(r) \cap \mathbf{B}_b(r) = \emptyset$ . Thus, from now on we assume that the intersection is nonempty. Pick any point  $p \in \mathbf{B}_a(r) \cap \mathbf{B}_b(r)$ . Then, we have  $d(p, a) \leq r$  and  $d(p, b) \leq r$ . Consider the function  $f(x) := d(p, x)$  over all points  $x \in \overline{ab}$  on the segment  $\overline{ab}$ . The function  $f$  is quasiconvex by Corollary 10, and thus for any  $x \in \overline{ab}$ ,  $d(p, x) \leq \max\{d(p, a), d(p, b)\} \leq r$ . This implies that  $p \in \mathbf{B}_x(r)$  for any  $x \in \overline{ab}$ , so we conclude that  $p \in \bigcap_{s \in \overline{ab}} \mathbf{B}_s(r)$ .  $\square$

## 5.1 Computing the center in linear time

Now, we describe our algorithm for computing  $\text{cen}(P)$  in linear time. We start by computing the diameter  $\text{diam}(P)$  and a diametral pair of vertices  $(v_1, v_2)$  in  $O(n)$  time by Theorem 18. Then, we know that  $\text{rad}(P) = \text{diam}(P)/2$  by Lemma 19. Compute the intersection of the two geodesic balls  $\mathbf{B}_{v_1}(\text{rad}(P))$  and  $\mathbf{B}_{v_2}(\text{rad}(P))$ , which is a line segment of slope 1 or  $-1$  (including the degenerate case in which it is a single point). Extend this line segment to a diagonal  $\ell = \overline{ab}$ , where  $a, b \in \partial P$ . Clearly, we have  $\text{cen}(P) \subseteq \overline{ab}$ , but for simplicity in the exposition we will search for the possible centres of  $P$  within  $\ell$ .

This preprocessing can be done in linear time: first, we must compute the balls  $\mathbf{B}_{v_1}(\text{rad}(P))$  and  $\mathbf{B}_{v_2}(\text{rad}(P))$  by computing the shortest path maps  $SPM(v_1)$  and  $SPM(v_2)$  and traversing the cells of the maps. The intersection can be found by a local search at the midpoint of  $\pi_2(v_1, v_2)$  since it is guaranteed that  $\mathbf{B}_{v_1}(\text{rad}(P)) \cap \mathbf{B}_{v_2}(\text{rad}(P))$  is a line segment by Corollary 8.

Since  $\text{cen}(P) = \bigcap_{v \in V} \mathbf{B}_v(\text{rad}(P))$  and  $\mathbf{B}_{v_1}(\text{rad}(P)) \cap \mathbf{B}_{v_2}(\text{rad}(P)) \subseteq \ell$ , we conclude that  $\text{cen}(P) \subseteq \ell$ . The last task is thus to identify  $\text{cen}(P)$  from  $\ell$ . Here, we present a simple method based on further geometric observations. Recall that for any  $s \in P$  and any line segment  $l \subset P$ , the geodesic distance function  $d(s, x)$  over  $x \in l$  is quasiconvex as stated in Corollary 10. A more careful analysis based on Fact 1 gives us the following.

**Lemma 22.** *Given a point  $s \in P$  and a line segment  $\overline{ab} \subset P$  with slope 1 or  $-1$ , let  $f(x) = d(s, x)$  be the geodesic distance from  $s$  to  $x$  over  $x \in \overline{ab}$ . Then, there are two points  $x_1, x_2 \in \overline{ab}$  with  $|\overline{ax_1}| \leq |\overline{ax_2}|$  such that we have*

$$f(x) = \begin{cases} d(s, a) - |\overline{ax}| & \text{if } x \in \overline{ax_1} \\ d(s, x_1) = d(s, x_2) & \text{if } x \in \overline{x_1x_2} \\ d(s, b) - |\overline{bx}| & \text{if } x \in \overline{x_2b}. \end{cases}$$

*In particular, the function  $f$  attains its minimum at any point  $x \in \overline{x_1x_2}$ .*

*Proof.* Consider the union of all Euclidean shortest paths  $\pi_2(s, x)$  from  $s$  to all  $x \in \overline{ab}$ , which forms a funnel  $F$  with apex  $u$  and base  $\overline{ab}$  plus  $\pi_2(s, u)$ . Without loss of generality, we assume that the segment  $\overline{ab}$  has slope 1,  $a$  is lower than  $b$ , and the apex  $u$  of  $F$  lies above the line supporting  $\overline{ab}$  (e.g., see Figure 5). The other cases are all symmetric to this situation.

Let  $C_1$  and  $C_2$  be the two concave chains of  $F$ , where  $C_1$  ends at  $a$  and  $C_2$  ends at  $b$ . We define two particular vertices  $v_1$  and  $v_2$  on  $C_1$  and  $C_2$ , respectively, as follows. If we move on  $C_1$  from  $u$  to  $a$ ,  $v_1$  is the first point that is vertically visible to  $\overline{ab}$ . If we move on  $C_2$  from  $u$  to  $a$ ,  $v_2$  is the first point that is horizontally visible to  $\overline{ab}$ . We further define  $x_1$  as the vertical projection of  $v_1$  on  $\overline{ab}$  and define  $x_2$  as the horizontal projection of  $v_2$  on  $\overline{ab}$  (see Figure 5 for an illustration).

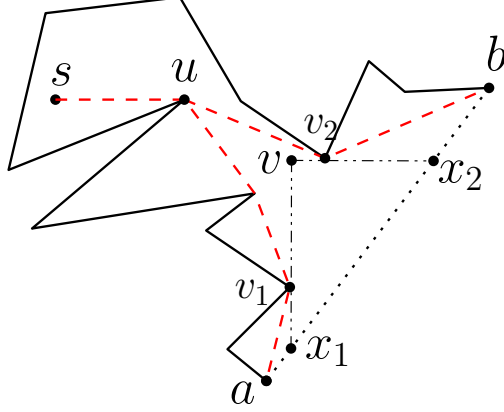


Figure 5: Illustration of the proof of Lemma 22:  $C_1$  (resp.,  $C_2$ ) is the (red) chain connecting  $u$  and  $a$  (resp.,  $b$ ).

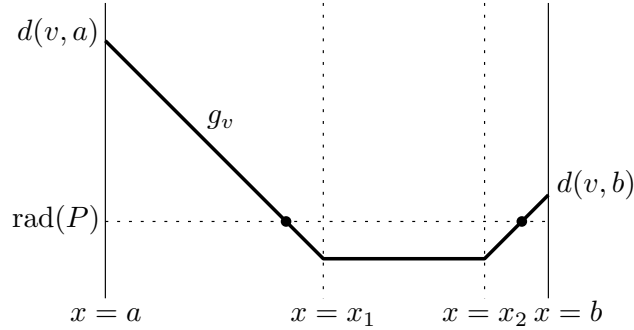


Figure 6: Illustration of the proof of Lemma 23.

To prove the lemma, we use some results given in [7]. First of all, we use the fact that  $x_1$  is below  $x_2$ . That is, point  $x_1$  is contained in the line segment  $\overline{ax_2}$  (Observation 1 of [7]). Consider any point  $x$  on the segment  $\overline{ax_1}$ . It has been proved in [7] (Lemma 10) that there exists a shortest path from  $s$  to  $x$  in  $P$  that passes through  $x_1$ . This implies that  $d(s, x) = d(s, x_1) + |\overline{x_1x}|$ , and in particular it holds that  $d(s, x) = d(s, a) - \overline{ax}$  (for any  $x \in \overline{ax_1}$ ). Similarly, the same holds for any point  $x$  on the segment  $\overline{bx_2}$ .

It remains to prove that  $d(s, x) = d(s, x_1) = d(s, x_2)$  for any  $x \in \overline{x_1x_2}$ . Let  $v$  be the intersection of the vertical line containing  $\overline{v_1x_1}$  and the horizontal line containing  $\overline{v_2x_2}$  (e.g., see Figure 5). It has been proved in [7] (Lemma 11) that  $v$  must be in the funnel  $F$  (in fact, the entire triangle  $\triangle vx_1x_2$  is in  $F$ ) and for any point  $x \in \overline{x_1x_2}$  there must be a shortest path from  $s$  to  $x$  in  $P$  that passes through  $v$ . Thus, we have  $d(s, x) = d(s, v) + |\overline{vx}|$  for any  $x \in \overline{x_1x_2}$ . Since  $\overline{ab}$  has slope 1, the value  $|\overline{vx}|$  is constant for all  $x \in \overline{x_1x_2}$ . Thus, we obtain  $d(s, x) = d(s, x_1) = d(s, x_2)$  for any  $x \in \overline{x_1x_2}$ , as claimed.  $\square$

For any vertex  $v \in V$  of  $P$ , let  $\ell_v \subseteq \ell$  be the intersection  $\mathbf{B}_v(\text{rad}(P)) \cap \ell$ . Since  $\text{cen}(P) = \bigcap_{v \in V} \mathbf{B}_v(\text{rad}(P))$  and  $\text{cen}(P) \subseteq \ell$ , it holds that  $\text{cen}(P) = \bigcap_{v \in V} \ell_v$ .

**Lemma 23.** *For any vertex  $v$  of  $P$ ,  $\ell_v$  can be computed in  $O(1)$  time, provided that  $d(v, a)$  and  $d(v, b)$  have been evaluated, where  $a$  and  $b$  are the endpoints of  $\ell$ .*

*Proof.* Let  $g_v(x) := d(v, x)$  over  $x \in \ell$ . By Lemma 22, the graph of  $g_v$  consists of at most three line segments whose slopes are  $-1$ ,  $0$ , and  $1$  in order as  $|\overline{ax}|$  increases. Let  $x_1, x_2 \in \ell = \overline{ab}$  be the breakpoints of  $g_v$  as defined in Lemma 22. See Figure 6 for an illustration.

Note that  $\ell_v$  is the sublevel set of  $g_v$  at  $\text{rad}(P)$ , that is,  $\ell_v = \{x \in \ell \mid g_v(x) \leq \text{rad}(P)\}$ . Since  $\text{cen}(P) \neq \emptyset$  and thus  $\ell_v \neq \emptyset$ , no endpoint of  $\ell_v$  lies strictly between  $x_1$  and  $x_2$ . In other words, both endpoints of  $\ell_v$

should lie in the subset  $\overline{ax_1} \cup \overline{x_2b}$ . Thus, once we know the values of  $g_v(a) = d(v, a)$  and  $g_v(b) = d(v, b)$ , we can identify the endpoints of  $\ell_v$  in  $O(1)$  time by Lemma 22.  $\square$

Thus, our last task can be completed as follows: Compute the two shortest path maps  $SPM(a)$  and  $SPM(b)$  with sources  $a$  and  $b$ , respectively, by running the algorithm by Guibas et al. [9]. This evaluates  $d(v, a)$  and  $d(v, b)$  for all vertices  $v$  of  $P$  in linear time. Next, we compute  $\ell_v$  for all vertices  $v$  of  $P$  by Lemma 23 and find their common intersection, which finally identifies  $\text{cen}(P)$ . All the effort to obtain  $\text{cen}(P)$  is bounded by  $O(n)$ .

**Theorem 24.** *The  $L_1$  geodesic radius and all centers of a simple polygon with  $n$  vertices can be computed in  $O(n)$  time.*

## 6 Concluding Remarks

In this paper, we presented a comprehensive study on the  $L_1$  geodesic diameter and center of simple polygons, resulting in optimal linear-time algorithms. Our approach relies on observations about  $L_1$  geodesic balls, in particular, the  $P$ -convexity (Lemma 7) and the Helly-type theorem (Theorem 11). These are key tools to show structural properties of the diameter and center.

One might be interested in extending this framework to polygons with holes, namely, *polygonal domains*. However, it is not difficult to see that few of the observations we made extend to general polygonal domains. First and foremost, an  $L_1$  (also, Euclidean) geodesic ball may not be  $P$ -convex when  $P$  has a hole. In addition, the Helly number of  $L_1$  geodesic balls in a polygonal domain is strictly larger than two: one can easily construct three balls around a hole such that every two of them intersect but the three have no common point. Also, Lemma 14 (the existence of a farthest neighbor that is a vertex) does not always hold in polygonal domains. Bae et al. [3] have exhibited several examples of polygonal domains in which a farthest neighbor with respect to the Euclidean geodesic distance is a unique point in the interior. This construction can easily be extended to the  $L_1$  geodesic distance.

## Acknowledgements

S.W. Bae was supported by Basic Science Research Program through the National Research Foundation of Korea (NRF) funded by the Ministry of Science, ICT & Future Planning (2013R1A1A1A05006927). Y. Okamoto was supported by Grant-in-Aid for Scientific Research from Ministry of Education, Science and Culture, Japan, and Japan Society for the Promotion of Science (JSPS). H. Wang was supported in part by NSF under Grant CCF-1317143.

## References

- [1] Aggarwal, A., Klawe, M., Moran, S., Shor, P., Wilbur, R.: Geometric applications of a matrix-searching algorithm. *Algorithmica* 2, 195–208 (1987)
- [2] Asano, T., Toussaint, G.: Computing the geodesic center of a simple polygon. Technical Report SOCS-85.32, McGill University (1985)
- [3] Bae, S.W., Korman, M., Okamoto, Y.: The geodesic diameter of polygonal domains. *Discrete Comput. Geom.* 50(2), 306–329 (2013)
- [4] Bae, S.W., Korman, M., Okamoto, Y., Wang, H.: Computing the  $L_1$  geodesic diameter and center of a simple polygon in linear time. In: Proc. 11th Latin American Theor. Infor. Sympos. pp. 120–131 (2014)
- [5] Breen, M.: A Helly-type theorem for simple polygons. *Geometriae Dedicata* 60, 283–288 (1996)

- [6] Chazelle, B.: A theorem on polygon cutting with applications. In: Proc. 23rd Annu. Sympos. Found. Comput. Sci. (FOCS'82). pp. 339–349 (1982)
- [7] Chen, D., Inkulu, R., Wang, H.: Two-point  $L_1$  shortest path queries in the plane. In: Proc. 30th Annu. Sympos. Comput. Geom. (SoCG'14). pp. 406–415 (2014)
- [8] Djidjev, H., Lingas, A., Sack, J.R.: An  $O(n \log n)$  algorithm for computing the link center of a simple polygon. Discrete Comput. Geom. 8, 131–152 (1992)
- [9] Guibas, L.J., Hershberger, J., Leven, D., Sharir, M., Tarjan, R.: Linear time algorithms for visibility and shortest path problems inside triangulated simple polygons. Algorithmica 2, 209–233 (1987)
- [10] Hershberger, J., Snoeyink, J.: Computing minimum length paths of a given homotopy class. Comput. Geom.: Theory and Appl. 4(2), 63–97 (1994)
- [11] Hershberger, J., Suri, S.: Matrix searching with the shortest path metric. SIAM J. Comput. 26(6), 1612–1634 (1997)
- [12] Katz, M.J., Morgenstern, G.: Settling the bound on the rectilinear link radius of a simple rectilinear polygon. Inform. Proc. Lett. 111, 103–106 (2011)
- [13] Ke, Y.: An efficient algorithm for link-distance problems. In: Proc. 5th Annu. Sympos. Comput. Geom. (SoCG'89). pp. 69–78 (1989)
- [14] Mitchell, J.S.B.: Shortest paths and networks. In: Handbook of Discrete and Computational Geometry, chap. 27, pp. 607–641. CRC Press, Inc., 2nd edn. (2004)
- [15] Nilsson, B., Schuierer, S.: Computing the rectilinear link diameter of a polygon. In: Proc. Int. Workshop on Computational Geometry-Methods, Algorithms and Applications (CG'91). LNCS, vol. 553, pp. 203–215 (1991)
- [16] Nilsson, B., Schuierer, S.: An optimal algorithm for the rectilinear link center of a rectilinear polygon. Comput. Geom.: Theory and Appl. 6, 169–194 (1996)
- [17] Pollack, R., Sharir, M., Rote, G.: Computing the geodesic center of a simple polygon. Discrete Comput. Geom. 4(6), 611–626 (1989)
- [18] Schuierer, S.: Computing the  $L_1$ -diameter and center of a simple rectilinear polygon. In: Proc. Int. Conf. on Computing and Information (ICCI'94). pp. 214–229 (1994)
- [19] Suri, S.: The all-geodesic-furthest neighbors problem for simple polygons. In: Proc. 3rd Annu. Sympos. Comput. Geom. (SoCG'87). pp. 64–75 (1987)
- [20] Suri, S.: Minimum Link Paths in Polygons and Related Problems. Ph.D. thesis, Johns Hopkins Univ. (1987)
- [21] Suri, S.: Computing geodesic furthest neighbors in simple polygons. J. Comput. Syst. Sci. 39(2), 220–235 (1989)