

Stellar Diameters and Temperatures V. Eleven Newly Characterized Exoplanet Host Stars

Kaspar von Braun^{1,2*}, Tabetha S. Boyajian³, Gerard T. van Belle⁴, Stephen R. Kane⁹, Jeremy Jones⁵, Chris Farrington⁷, Gail Schaefer⁷, Norm Vargas⁷, Nic Scott⁷, Theo A. ten Brummelaar⁷, Miranda Kephart³, Douglas R. Gies⁵, David R. Ciardi⁶, Mercedes López-Morales⁸, Cassidy Mazingue², Harold A. McAlister⁷, Stephen Ridgway¹⁰, P. J. Goldfinger⁷, Nils H. Turner⁷, and Laszlo Sturmann⁷

¹Max-Planck-Institute for Astronomy (MPIA), Königstuhl 17, 69117 Heidelberg, Germany

²Mirasol Institute, Munich, Germany

³Yale University, New Haven, CT, USA

⁴Lowell Observatory, Flagstaff, USA

⁵Center for High Angular Resolution Astronomy and Department of Physics and Astronomy, Georgia State University, P. O. Box 5060, Atlanta, GA 30302-4106, USA

⁶NASA Exoplanet Science Institute, California Institute of Technology, MC 100-22, Pasadena, CA 91125, USA

⁷The CHARA Array, Mount Wilson Observatory, Mount Wilson, CA 91023, USA

⁸CfA, Cambridge, MA, USA

⁹Department of Physics and Astronomy, San Francisco State University, 1600 Holloway Ave., San Francisco, CA 94132, USA

¹⁰NOAO, Tucson, AZ, USA

Accepted 2013 December 3. Received 2013 November 21; in original form September 13.

ABSTRACT

We use near-infrared interferometric data coupled with trigonometric parallax values and spectral energy distribution fitting to directly determine stellar radii, effective temperatures, and luminosities for the exoplanet host stars 61 Vir, ρ CrB, GJ 176, GJ 614, GJ 649, GJ 876, HD 1461, HD 7924, HD 33564, HD 107383, and HD 210702. Three of these targets are M dwarfs. Statistical uncertainties in the stellar radii and effective temperatures range from 0.5% – 5% and from 0.2% – 2%, respectively. For eight of these targets, this work presents the first directly determined values of radius and temperature; for the other three, we provide updates to their properties. The stellar fundamental parameters are used to estimate stellar mass and calculate the location and extent of each system’s circumstellar habitable zone. Two of these systems have planets that spend at least parts of their respective orbits in the system habitable zone: two of GJ 876’s four planets and the planet that orbits HD 33564. We find that our value for GJ 876’s stellar radius is more than 20% larger than previous estimates and frequently used values in the astronomical literature.

Key words: infrared: stars – planetary systems – stars: fundamental parameters (radii, temperatures, luminosities) – stars: individual (61 Vir, ρ CrB, GJ 176, GJ 614, GJ 649, GJ 876, HD 1461, HD 7924, HD 33564, HD 107383, HD 210702) – stars: late-type – techniques: interferometric

1 INTRODUCTION

In the characterization of exoplanetary systems, knowledge of particularly the stellar radius and temperature are of paramount importance as they define the radiation environment in which the

planets reside, and they enable the calculation of the circumstellar habitable zone’s (HZ) location and boundaries. Furthermore, the radii and densities of any transiting exoplanets, which provide the deepest insights into planet properties such as exoatmospheric studies or the studies of planetary interior structures, are direct functions of the radius and mass of the respective parent star. Recent advances in sensitivity and angular resolution in long-

* E-mail: braun@mpia.de

baseline interferometry at wavelengths in the near-infrared and optical range have made it possible to circumvent assumptions of stellar radius by enabling direct measurements of stellar radius and other astrophysical properties for nearby, bright stars (e.g., Baines et al. 2008b,a, 2009, 2010; van Belle & von Braun 2009; von Braun et al. 2011a,b, 2012; Boyajian et al. 2012a,b, 2013; Huber et al. 2012, and references therein).

In this paper, we present interferometric observations (§2.1) that, in combination with trigonometric parallax values, produce directly determined stellar radii for eleven exoplanet host stars¹, along with estimates of their stellar effective temperatures based on literature photometry (§3). We use these empirical stellar parameters to calculate stellar masses/ages where possible, and the locations and boundaries of the system HZs (§3.2). We discuss the implications for all the individual systems in §4 and conclude in §5.

2 DATA

In order to be as empirical as possible in the calculation of the stellar parameters of our targets, we rely on our interferometric observations to obtain angular diameters (§2.1), and we fit empirical spectral templates to literature photometry to obtain bolometric flux values (§2.2).

2.1 Interferometric Observations

Our observational methods and strategy are described in detail in §2.1 of Boyajian et al. (2013). We repeat aspects specific to the observations of the individual targets below.

The Georgia State University Center for High Angular Resolution Astronomy (CHARA) Array (ten Brummelaar et al. 2005) was used to collect our interferometric observations of exoplanet hosts in J , H , and K' bands with the CHARA Classic beam combiner in single-baseline mode. The data were taken between 2010 and 2013 in parallel with our interferometric survey of main-sequence stars (Boyajian et al. 2012b, 2013). Our requirement that any target be observed on at least two nights with at least two different baselines serves to eliminate or reduce systematic effects in the observational results (von Braun et al. 2012; Boyajian et al. 2013). We note that we were not able to adhere this strategy for HD 107383, which was only observed during one night due to weather constraints during the observing run.

An additional measure to reduce the influence of systematics is the alternating between multiple interferometric calibrators during observations to eliminate effects of atmospheric and instrumental systematics. Calibrators, whose angular sizes are estimated using size estimates from the Jean-Marie Mariotti Center JMDC Catalog at <http://www.jmmc.fr/searchcal> (Bonneau et al. 2006, 2011; Lafrasse et al. 2010b,a), are chosen to be small sources of similar brightness as, and small angular distance to, the respective target. A log of the interferometric observations can be found in Table 1.²

The uniform disk and limb-darkened angular diameters (θ_{UD} and θ_{LD} , respectively; see Table 2) are found by fitting the calibrated visibility measurements (Fig. 1 and 2) to the respective

functions for each relation³. These functions may be described as n^{th} -order Bessel functions that are dependent on the angular diameter of the star, the projected distance between the two telescopes and the wavelength of observation (Hanbury Brown et al. 1974)⁴. The temperature-dependent limb-darkening coefficients, μ_λ , used to convert from θ_{UD} to θ_{LD} , are taken from Claret (2000) after we iterate based on the effective temperature value obtained from initial spectral energy distribution fitting (see §2.2). Limb-darkening coefficients are dependent on assumed stellar effective temperature, surface gravity, and weakly on metallicity. When we vary the input T_{eff} by 200 K and $\log g$ by 0.5 dex, the resulting variations are below 0.1% in θ_{LD} and below 0.05% in T_{eff} . Varying the assumed metallicity across the range of our target sample does not influence our final values of θ_{LD} and T_{eff} at all.

The values for θ_{UD} and θ_{LD} for our targets are given in Table 2. The angular diameters and their respective uncertainties are computed using MPFIT, a non-linear least-squares fitting routine in IDL (Markwardt 2009). Table 2 shows the empirical χ^2_{reduced} values of the fits shown in Figures 1 and 2 in column 3. These χ^2_{reduced} values are often calculated to be $\ll 1$ due to the difficulty of accurately defining uncertainties in the visibility measurements⁵. Consequently, we assume a true $\chi^2_{\text{reduced}} = 1$ when calculating the uncertainties for θ_{UD} and θ_{LD} , based on a rescaling of the associated uncertainties in the visibility data points. That is, the estimates of our uncertainties in θ_{UD} and θ_{LD} are based on a χ^2_{reduced} fit, not on strictly analytical calculations.

2.2 Bolometric Fluxes

In this Section, we report on stellar spectral energy distributions (SEDs) fits of our targets. We augment literature broad-band photometry data by using spectrophotometric data whenever available. The purpose of these SED fits is to obtain direct estimates of stellar T_{eff} and L , as described in §3.1. Our procedure is analogous to the ones performed in van Belle & von Braun (2009); von Braun et al. (2011a,b, 2012); Boyajian et al. (2012a,b, 2013).

Our SED fitting is based on a χ^2 -minimization of input SED templates from the Pickles (1998) to literature photometry of the star under investigation. If the literature photometry values are in magnitudes, they are converted to absolute fluxes by application of published or calculated zero points. The filters of the literature photometry data are assumed to have a top-hat shape. That is, during the calculation of χ^2 , only the central filter wavelengths are correlated with the SED template's flux value averaged over the filter transmission range in wavelength. Literature spectrophotometry data

³ Calibrated visibility data are available on request.

⁴ Visibility is the normalized amplitude of the correlation of the light from two telescopes. It is a unitless number ranging from 0 to 1, where 0 implies no correlation, and 1 implies perfect correlation. An unresolved source would have perfect correlation of 1.0 independent of the distance between the telescopes (baseline). A resolved object will show a decrease in visibility with increasing baseline length. The shape of the visibility versus baseline is a function of the topology of the observed object (the Fourier Transform of the object's brightness distribution in the observed wavelength band). For a uniform disk this function is a Bessel function, and for this paper, we use a simple model of a limb darkened variation of a uniform disk.

⁵ While there are methods of tracking errors through the calibration of visibility via standard statistical methods (e.g., van Belle & van Belle 2005), the principal difficulty in assessing a realistic estimate of the absolute error in visibility is the constantly changing nature of the atmosphere.

¹ This includes HD 107383 whose companion's minimum mass is around 20 Jupiter masses (Table 4) and could thus be considered a brown dwarf.

² As we show in Fig. 1 and Tables 1 and 2, our angular diameter fit for GJ 614 contains literature K' data obtained in 2006 and published in Baines et al. (2008b).

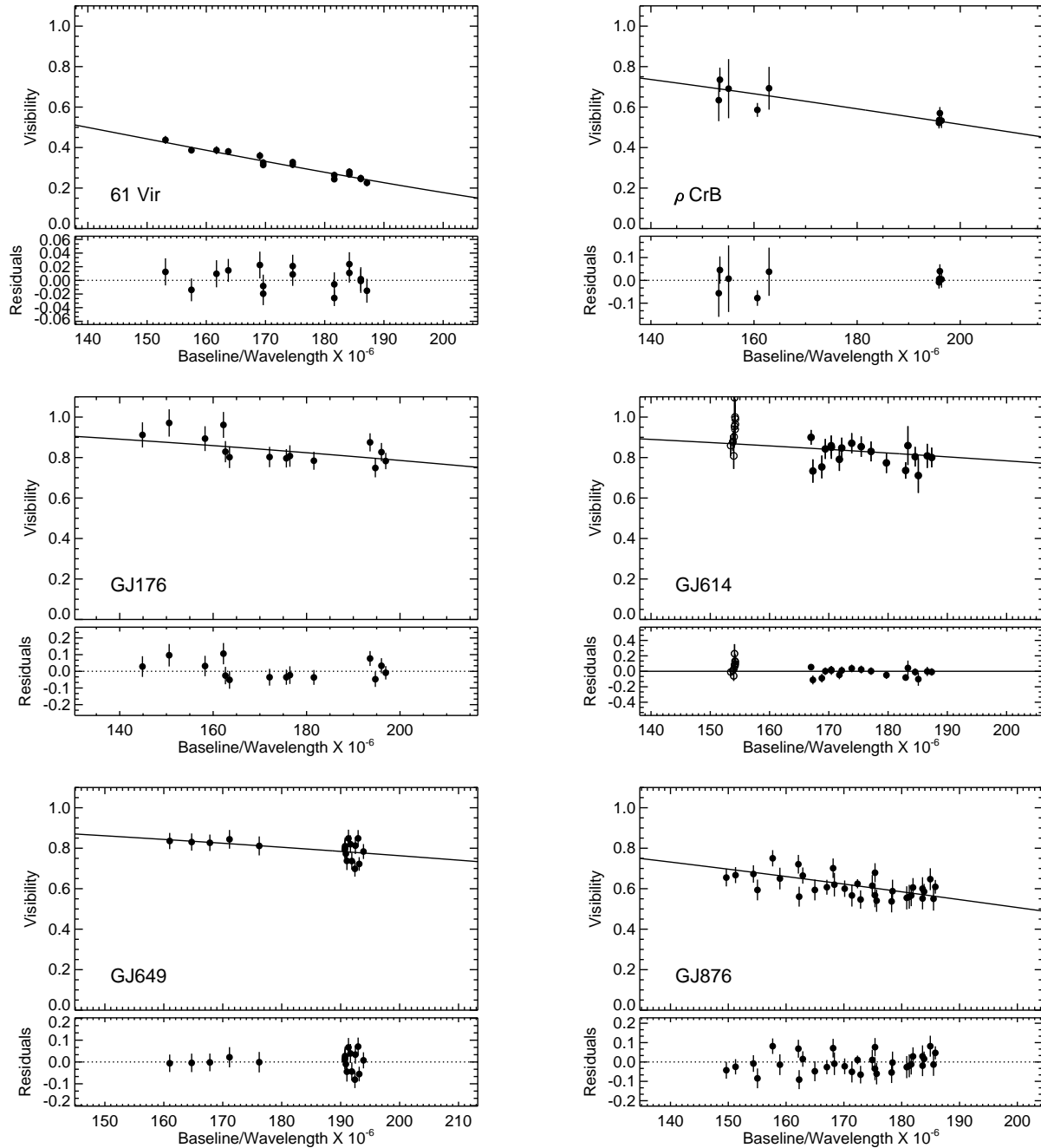


Figure 1. Plots of calibrated interferometric visibilities and fits. The separated cluster of data points shown as open circles in the visibility fit for GJ 614 with a relatively large spread in visibility that is located at smaller spatial frequencies (lower numeric values in baseline / wavelength) is comprised of literature K' data from Baines et al. (2008b) – see §4.4 for details. The interferometric observations are described in §2.1.

are very useful for SED fitting since multiple individual photometry data points, instead of being integrated into a single wavelength, trace out the shape of the SED in great detail. The SED template is scaled to minimize χ^2 and then integrated over wavelength to obtain the bolometric flux. The code additionally produces an estimated angular diameter, which we only use as a sanity check to avoid systematic problems like the choice of wrong spectral template. Figure 3 illustrates our procedure for the example of GJ 614.

We note that our quoted uncertainties on the bolometric flux values are statistical only. We do not (and indeed cannot) account

for possible systematics such as saturation or correlated errors in the photometry, filter errors due to problems with transmission curves, or other non-random error sources. The only systematics that we can control are (1) the choice of spectral template for the SED fit, (2) the choice of which photometry data to include in the fit, and (3) whether to let the interstellar reddening float during the fit or whether to set it to zero. In order to be consistent as possible, we take the following approach:

- All photometry data are included in the fit in principle, except

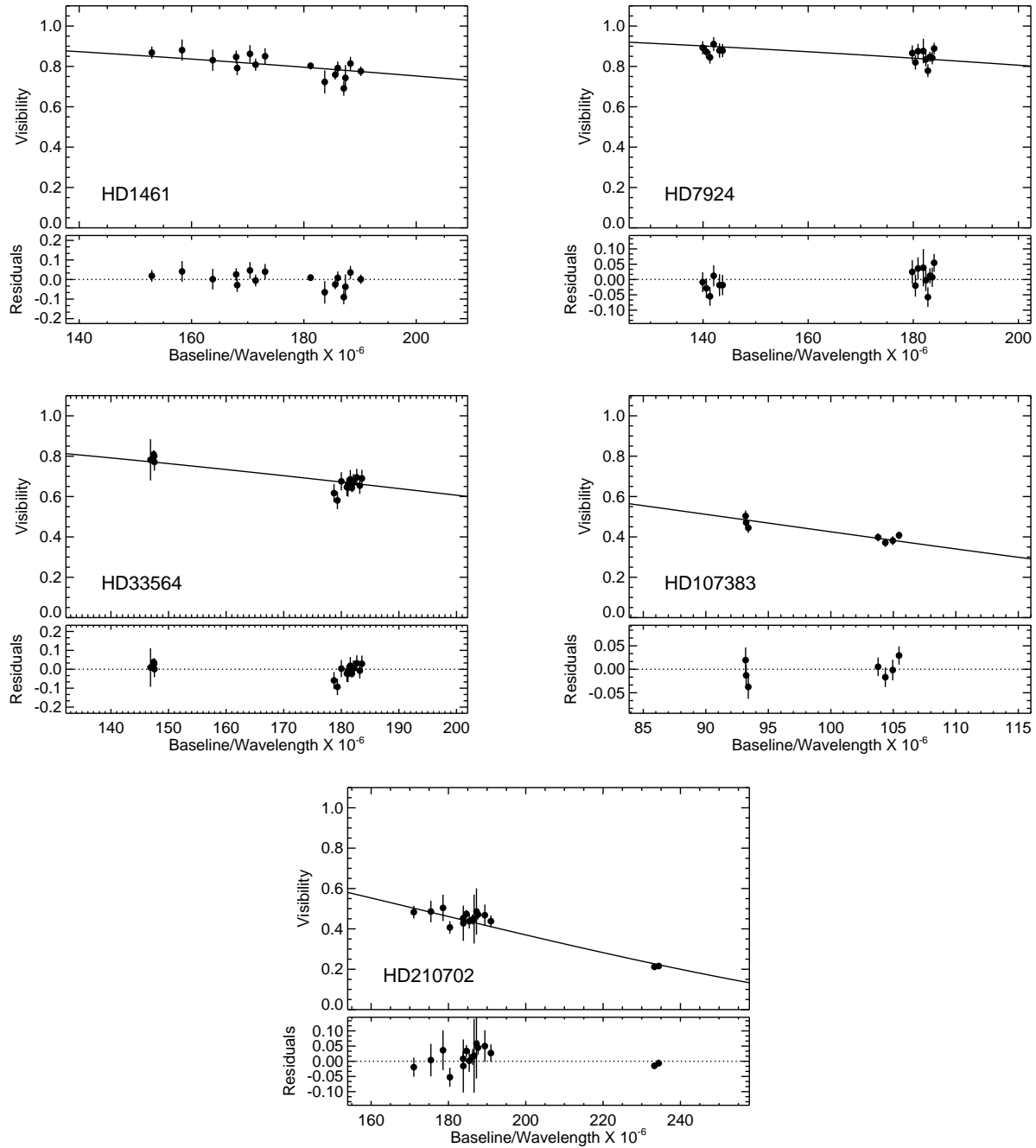


Figure 2. Plots of calibrated interferometric visibilities and fits. See §2.1 for details on the interferometric observations.

when they present clear outliers in the SED. This way, we attempt to reduce systematics. In general, there are tens to hundreds of photometric measurements per target (see Table 3), and at most, we remove 1–2 data points, mostly in the *U* band or *RI* bands.

- Interstellar extinction is set to zero for all targets, due to the small distances to the stars (see Table 4), which are adopted from van Leeuwen (2007). We cross-checked results with the ones using variable reddening, and in almost no case was there any difference. The ones for which the variable reddening produced results that are not consistent with $A_V = 0$ at the $\sim 1\text{-}\sigma$ level are discussed below. For all others, letting A_V vary produced $A_V = 0$.

- Whenever a literature photometry datum has no quoted uncertainty associated with it, we assign it a 5% random uncertainty. This is only the case for some older data sets.

- The choice of spectral template is based on minimization of $\chi^2_{reduced}$ only. For about half of our targets, we linearly interpolate between the relatively coarse grid of the Pickles (1998) spectral templates to obtain a better fit and thus a more accurate value for the numerical integration to calculate the bolometric flux (indicated in Table 3). Linear interpolation never spans more than three tenths in spectral type range (e.g., G5 to G8).

- Despite the fact that spectrophotometry often increases the

Table 2. Stellar Angular Diameters

Star Name	# of Obs.	Reduced χ^2	$\theta_{UD} \pm \sigma$ (mas)	μ_λ	$\theta_{LD} \pm \sigma$ (mas)	θ_{LD} % err
61 Vir	16	0.31	1.037 ± 0.005	0.367	1.073 ± 0.005	0.4
ρ CrB	9	0.46	0.714 ± 0.013	0.342	0.735 ± 0.014	1.9
GJ 176	14	0.18	0.441 ± 0.020	0.210	0.448 ± 0.021	4.6
GJ 614	28 ^a	1.16	0.449 ± 0.017	0.284	0.459 ± 0.017	3.7
GJ 649	18	1.02	0.472 ± 0.012	0.327	0.484 ± 0.012	2.5
GJ 876	33	0.32	0.721 ± 0.009	0.398	0.746 ± 0.009	1.2
HD 1461	16	0.19	0.483 ± 0.010	0.369	0.498 ± 0.011	2.1
HD 7924	15	0.19	0.424 ± 0.014	0.281	0.433 ± 0.014	3.2
HD 33564	16	1.08	0.629 ± 0.010	0.225	0.640 ± 0.010	1.6
HD 107383	7	0.16	1.590 ± 0.015	0.417	1.651 ± 0.016	1.0
HD 210702	16	1.57	0.845 ± 0.005	0.484	0.886 ± 0.006	0.6

^aIncludes CHARA Classic K' data from Baines et al. (2008b).

Note. — θ_{UD} and θ_{LD} refer to stellar uniform-disk and limb-darkening-corrected angular diameters, respectively. μ_λ are the limb-darkening coefficients from Claret (2000) after an iteration based on T_{eff} values. Refer to §2.1 for details.

fit's χ_{reduced}^2 , we include these data whenever available (indicated in Table 3) in order to reduce the systematics in the choice of spectral template, which is determined more accurately via spectrophotometry.

Notes on individual systems with respect to SED fitting:

- **61 Vir:** Despite the fact that we find $A_V = 0$ when letting A_V float, we note that dust excess for this system was reported in Trilling et al. (2008); Tanner et al. (2009); Bryden et al. (2009); Lawler et al. (2009). Photometry sources: Johnson et al. (1966); Johnson & Mitchell (1975); Golay (1972); Dean (1981); Haggkvist & Oja (1987); Olsen (1994); Oja (1996); spectrophotometry from Burnashev (1985).

- **ρ CrB:** Photometry sources: Argue (1963); Golay (1972); Clark & McClure (1979); Haggkvist & Oja (1987); Beichman et al. (1988); Jasevicius et al. (1990); Kornilov et al. (1991); Skiff (1994); Glushneva et al. (1998); Gezari et al. (1999); Cutri et al. (2003); spectrophotometry from Burnashev (1985).

- **GJ 176:** Photometry sources: Weis (1984); Stauffer & Hartmann (1986); Weis (1986, 1987, 1993, 1996); Gezari et al. (1999); Bessell (2000); Cutri et al. (2003).

- **GJ 614:** Photometry sources: Argue (1963); Golay (1972); Beichman et al. (1988); Kornilov et al. (1991); Cutri et al. (2003); Kazlauskas et al. (2005).

- **GJ 649:** Photometry sources: Mumford (1956); Jones et al. (1981); Mermilliod (1986); Stauffer & Hartmann (1986); Beichman et al. (1988); Weis (1993, 1996); Cutri et al. (2003); Kazlauskas et al. (2005).

- **GJ 876:** With a variable A_V , the SED fit for GJ 876 produces slightly different results compared to the ones given in Table 3, where it was set to zero: $\chi_{\text{red}}^2 = 4.86$, $F_{\text{BOL}} = (1.95 \pm 0.001) \times 10^{-8} \text{ erg s}^{-1} \text{ cm}^{-2}$ with an $A_V = 0.111 \pm 0.007$. Photometry sources: Erro (1971); Iriarte (1971); Golay (1972); Mould & Hyland (1976); Persson et al. (1977); Jones et al. (1981); Weis & Uggren (1982); The et al. (1984); Kozok (1985); Weis (1986, 1987); Bessel (1990); Weis (1996); Bessell (2000); Koen et al. (2002); Cutri et al. (2003); Kilkenny et al. (2007); Koen et al. (2010).

- **HD 1461:** Photometry sources: Cousins & Stoy (1962);

Golay (1972); Sperauskas et al. (1981); Haggkvist & Oja (1987); Kornilov et al. (1991); Cutri et al. (2003); Kazlauskas et al. (2005).

- **HD 7924:** Photometry sources: Sanders (1966); Golay (1972); Kornilov et al. (1991); Cutri et al. (2003).

- **HD 33564:** With a variable A_V , the SED fit for HD 33564 produces slightly different results compared to the ones given in Table 3: $\chi_{\text{red}}^2 = 3.81$, $F_{\text{BOL}} = (25.05 \pm 0.19) \times 10^{-8} \text{ erg s}^{-1} \text{ cm}^{-2}$ with an $A_V = 0.076 \pm 0.007$. Photometry sources: Haggkvist & Oja (1966); Golay (1972); Beichman et al. (1988); Cernis et al. (1989); Gezari et al. (1999); Kornilov et al. (1991); Cutri et al. (2003); spectrophotometry from Kharitonov et al. (1988).

- **HD 107383:** Photometry sources: Johnson et al. (1966); Haggkvist & Oja (1970); Straizys (1970); Golay (1972); Johnson & Mitchell (1975); Beichman et al. (1988); Kornilov et al. (1991); Yoss & Griffin (1997); Cutri et al. (2003).

- **HD 210702:** With a variable A_V , the SED fit for HD 210702 produces marginally different results compared to the ones given in Table 3: $\chi_{\text{red}}^2 = 0.77$, $F_{\text{BOL}} = (14.24 \pm 0.05) \times 10^{-8} \text{ erg s}^{-1} \text{ cm}^{-2}$ with an $A_V = 0.037 \pm 0.029$. Photometry sources: Johnson & Knuckles (1957); Johnson et al. (1966); Golay (1972); Olson (1974); McClure & Forrester (1981); Kornilov et al. (1991); Cutri et al. (2003).

3 STELLAR ASTROPHYSICAL PARAMETERS

In this Section, we report on our direct measurements of stellar diameters, T_{eff} , and luminosities, based on our interferometric measurements (§2.1) and SED fitting to literature photometry (§2.2). We furthermore present calculated values wherever sensible for our targets, such as the location and extent of the respective system's circumstellar habitable zone (HZ) and stellar mass and age. Results are summarized in Table 4.

3.1 Direct: Stellar Radii, Effective Temperatures, and Luminosities

We use our measured, limb-darkening corrected, angular diameters θ_{LD} , corresponding to the angular diameter of the Rosseland, or

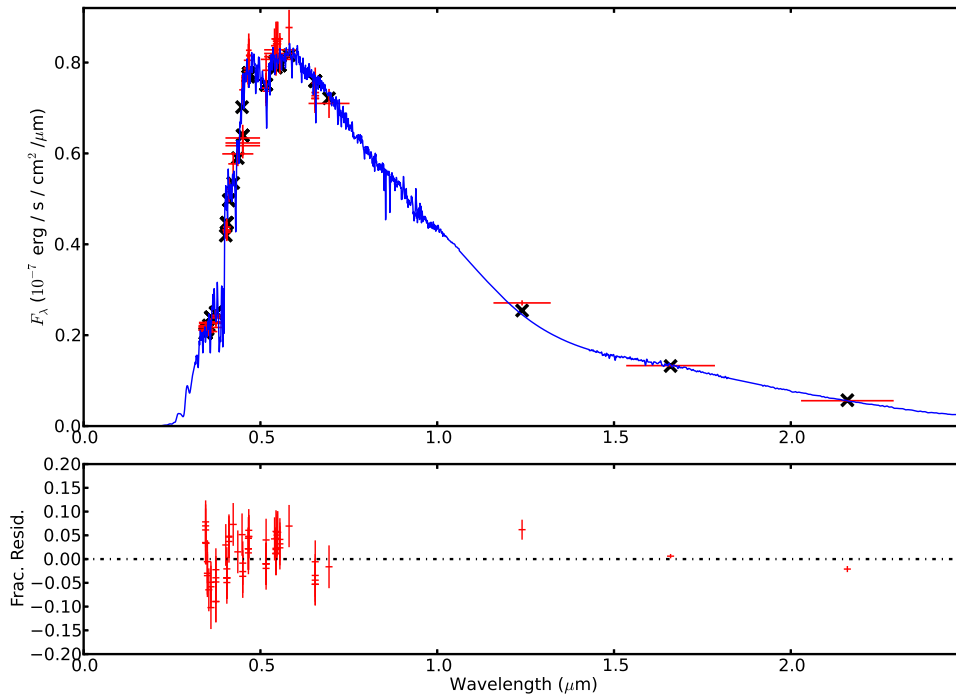


Figure 3. SED Fit of GJ 614 to illustrate our fitting routine. In the top panel, the (blue) spectrum is a G9 IV spectral template from the Pickles (1998) library. The (red) crosses indicate photometry values from the literature. “Error bars” in x-direction represent the bandwidths of the photometric filters. The (black) X-shaped symbols indicate the flux value of the spectral template averaged over the filter transmission range in wavelength. The lower panel shows the residuals around the fit in fractional flux units of photometric uncertainty. The uncertainties in y-direction in the lower plot represent the photometric uncertainties in the literature data scaled by the corresponding flux values. For more details, see §2.2.

mean, radiating surface of the star (§2.1, Table 2), coupled with trigonometric parallax values from van Leeuwen (2007) to determine the linear stellar diameters. Uncertainties in the physical stellar radii are typically dominated by the uncertainties in the angular diameters, not the distance.

From the SED fitting (§2.2, Table 3), we calculate the value of the stellar bolometric flux, F_{BOL} by numerical integration of the scaled spectral template across all wavelengths. Wherever the empirical spectral template does not contain any data, it is interpolated and extrapolated along a blackbody curve. Combination with the rewritten version of the Stefan-Boltzmann Law

$$T_{\text{eff}}(\text{K}) = 2341(F_{\text{BOL}}/\theta_{\text{LD}}^2)^{\frac{1}{4}}, \quad (1)$$

where F_{BOL} is in units of $10^{-8} \text{ erg cm}^{-2} \text{ s}^{-1}$ and θ_{LD} is in units of mas, produces the effective stellar temperatures T_{eff} .

3.2 Calculated: Habitable Zones, Stellar Masses and Ages

To first order, the habitable zone of a planetary system is described as the range of distances in which a planet with a surface and an atmosphere containing a modest amount of greenhouse gases would be able to host liquid water on its surface, first characterized in Kasting et al. (1993). The HZ boundaries in this paper are calculated based on the updated formalism of Kopparapu et al.

(2013a,b)⁶. Kopparapu et al. (2013b) define the boundaries based on a runaway greenhouse effect or a runaway snowball effect as a function of stellar luminosity and effective temperature, plus water absorption by the planetary atmosphere. Whichever assumption is made of how long Venus and Mars were able to retain liquid water on their respective surfaces defines the choice of HZ (conservative or optimistic). These conditions are described in more detail in Kopparapu et al. (2013b) and section 3 of Kane et al. (2013). The boundaries quoted in Table 4 are the ones for both the conservative and optimistic HZ.

For stellar mass and age estimates of the early stars in our sample, we use the Yonsei-Yale (Y^2) isochrones (Yi et al. 2001; Kim et al. 2002; Demarque et al. 2004). Input data are our directly determined stellar radii and temperatures, along with the literature metallicity values from Table 4, and zero α -element enhancement: $[\alpha/\text{Fe}] = 0$. We follow the arguments in section 2.4 in Boyajian et al. (2013) and conservatively estimate mass and age uncertainties of 5% and 5 Gyr, respectively.

The ages of low-mass stars, however, are not sensitive to model isochrone fitting. Thus, in order to estimate the stellar masses of the KM dwarfs in our sample, we use the formalism described in §5.4 in Boyajian et al. (2012b). We use the data from Table 6 in Boyajian et al. (2012b) to derive the following equation for KM dwarfs:

⁶ We use the online calculator at <http://www3.geosc.psu.edu/~ruk15/planets/>.

Table 1. Log of Interferometric Observations

Star	# of		
UT Date	Baseline	Obs (filter)	Calibrators
61 Vir			
2012/04/09	W1/E1	13(<i>H</i>)	HD 113289, HD 116928
2012/04/10	S1/E1	3(<i>H</i>)	HD 113289, HD 116928
ρ CrB			
2013/05/03	S1/E1	4(<i>H</i>)2(<i>K'</i>)	HD 139389, HD 149890
2013/08/18	S1/W1	3(<i>H</i>)	HD 139389, HD 146946
GJ 176			
2010/09/16	W1/E1	7(<i>H</i>)	HD 29225, HD 27524
2010/09/17	W1/E1	2(<i>H</i>)	HD 27534
2010/09/20	S1/E1	4(<i>H</i>)	HD 29225
2010/11/10	W1/E1	3(<i>H</i>)	HD 29225
GJ 614^a			
2010/06/28	W1/E1	10(<i>H</i>)	HD 144579, HD 142908
2010/06/29	W1/E1	6(<i>H</i>)	HD 144579, HD 142908
2010/09/18	S1/E1	4(<i>H</i>)	HD 144579
GJ 649			
2010/06/29	W1/E1	5(<i>H</i>)	HD 153897
2010/06/30	S1/E1	6(<i>H</i>)	HD 153897, HD 150205
2010/07/01	S1/E1	7(<i>H</i>)	HD 153897, HD 150205
GJ 876			
2011/08/17	S1/E1	11(<i>H</i>)	HD 215874, HD 217681
2011/08/18	S1/E1	10(<i>H</i>)	HD 215874, HD 217681
2011/08/19	W1/E1	6(<i>H</i>)	HD 215874, HD 216402
2011/08/20	W1/E1	6(<i>H</i>)	HD 217861, HD 216402
HD 1461			
2011/08/22	S1/E1	7(<i>H</i>)	HD 966, HD 1100
2011/10/03	S1/E1	7(<i>H</i>)	HD 966, HD 1100
2013/08/17	E1/W1	5(<i>H</i>)	HD 966, HD 1100
HD 7924			
2010/09/17	W1/E1	9(<i>H</i>)	HD 9407, HD 6798
2011/08/21	W1/S1	6(<i>H</i>)	HD 9407, HD 6798
HD 33564			
2010/09/16	W1/E1	2(<i>H</i>)	HD 29329
2010/09/17	W1/E1	1(<i>H</i>)	HD 62613
2010/11/10	W1/E1	9(<i>H</i>)	HD 36768, HD 46588
2013/08/16	S1/W1	3(<i>H</i>)	HD 29329, HD 62613
2013/08/17	S1/W1	1(<i>H</i>)	HD 29329, HD 36768, HD 46588
HD 107383			
2013/05/06	E2/W2	3(<i>H</i>)	HD 106661, HD 108468
2013/05/06	S2/W2	4(<i>H</i>)	HD 106661, HD 104452
HD 210702			
2013/08/18	S1/E1	5(<i>H</i>)1(<i>J</i>)	HD 210074, HD 206043
2013/08/19	E1/W1	2(<i>H</i>)	HD 210074, HD 206043
2013/08/22	E1/W1	7(<i>H</i>)	HD 210074, HD 207223
2013/08/22	S1/E1	1(<i>J</i>)	HD 210074, HD 207223

^aWe combine our data with literature CHARA *K'*-band data points, observed in 2006 with the S1/E1 baseline, published in Baines et al. (2008b) – see §4.4 for additional details.

Table 3. F_{BOL} Values from SED Fitting

Star	Template Sp. Type	Degrees of Freedom	χ^2_{red}	$F_{\text{BOL}} \pm \sigma$ ($10^{-8} \text{ erg s}^{-1} \text{ cm}^{-2}$)
61 Vir	G6.5V ^a	233 ^b	2.81	36.06 ± 0.05
ρ CrB	G0V	369 ^b	8.74	18.03 ± 0.02
GJ 176	M2.5V	36	5.95	1.26 ± 0.005
GJ 614	G9IV ^a	69	1.28	6.50 ± 0.02
GJ 649	M2V	32	8.90	1.30 ± 0.005
GJ 876	M3.5V ^a	109	7.18	1.78 ± 0.004
HD 1461	G2IV	91	0.63	6.95 ± 0.03
HD 7924	K0.5V ^a	16	2.37	4.14 ± 0.03
HD 33564	F6V	119 ^b	4.88	23.17 ± 0.04
HD 107383	K0.5III ^a	68	1.60	44.49 ± 0.25
HD 210702	G9III ^a	47	0.79	13.65 ± 0.09

Note. — For more details, please see §2.2.

^aLinearly interpolated between Pickles (1998) spectral templates.

^bIncludes spectrophotometry.

$$M = -0.0460(\pm 0.0251) + 1.0930(\pm 0.1481)R + 0.0064(\pm 0.1722)R^2, \quad (2)$$

where R and M are the stellar radius and mass in Solar units, respectively. This essentially represents the inverted form of equation 10 in Boyajian et al. (2012b) for single dwarf stars. We note that the statistical errors in the determined masses using Equation 2 are dominated by the uncertainties in the coefficients and are of order $\sim 30\%$.

4 DISCUSSION

In this Section, we briefly discuss our results on the individual systems. We compare our directly determined stellar parameters (§3.1 and Table 4) to quoted literature values. Statistical differences between values are calculated by adding our uncertainties and those from the literature, when available, in quadrature.

4.1 61 Vir (= HD 115617)

61 Vir hosts three planets with periods ranging from 4.2 to 124 days and minimum masses between 5.1 and 24 M_{\oplus} (Vogt et al. 2010). Since the orbital distances of all three planets are less than 0.5 AU from the parent star, and since the inner edge of the optimistic/conservative HZ is located at 0.69 AU / 0.91 AU, none of the known three planets reside within the system’s HZ.

The stellar radius for 61 Vir quoted in Takeda et al. (2007, $0.98 \pm 0.03R_{\odot}$) is statistically identical with ours. When compared to Valenti & Fischer (2005), our radius measurement is $\sim 2\sigma$ larger than their estimate ($0.963 \pm 0.011R_{\odot}$), while our temperature value is consistent with their value (5571 ± 44 K). Similarly good agreement exists with the T_{eff} value quoted in Ecuivillon et al. (2006, 5577 ± 33 K).

To estimate 61 Vir’s mass and age, we use the Y^2 isochrones with our values from Table 4 as input, generated with a 0.1 Gyr step size, and a fixed metallicity of $[\text{Fe}/\text{H}] = +0.01$ (Table 4). Interpolation within the best fitting isochrone gives an age of 8.6 Gyr and mass of $0.93M_{\odot}$.

Table 4. Stellar Astrophysical Parameters

Star	Radius (R_{\odot})	T_{eff} (K)	L (L_{\odot})	Spectral Type	Distance (pc)	Metallicity [Fe/H]	HZ _{cons} (AU)	HZ _{opt} (AU)	Age (Gyr)	Mass (M_{\odot})
61 Vir	0.9867 ± 0.0048	5538 ± 13	0.8222 ± 0.0033	G7 V	8.56	0.01	0.91 – 1.56	0.69 – 1.63	8.6	0.93
ρ CrB	1.3617 ± 0.0262	5627 ± 54	1.7059 ± 0.0423	G0 V	17.43	-0.22	1.30 – 2.23	0.98 – 2.33	12.9	0.91
GJ 176	0.4525 ± 0.0221	3679 ± 77	0.0337 ± 0.0018	M2	9.27	0.15 ^a	0.20 – 0.37	0.15 – 0.38	–	0.45 ^b
GJ 614	0.8668 ± 0.0324	5518 ± 102	0.6256 ± 0.0077	K0 IV-V	15.57	0.44	0.79 – 1.37	0.60 – 1.43	–	0.91 ^b
GJ 649	0.5387 ± 0.0157	3590 ± 45	0.0432 ± 0.0013	M0.5	10.34	-0.04 ^a	0.22 – 0.42	0.17 – 0.44	–	0.54 ^b
GJ 876	0.3761 ± 0.0059	3129 ± 19	0.0122 ± 0.0002	M4	4.69	0.19 ^a	0.12 – 0.23	0.09 – 0.24	–	0.37 ^b
HD 1461	1.2441 ± 0.0305	5386 ± 60	1.1893 ± 0.0476	G3 V	23.44	0.16	1.10 – 1.89	0.83 – 1.98	13.8	0.94
HD 7924	0.7821 ± 0.0258	5075 ± 83	0.3648 ± 0.0077	K0 V	16.82	-0.14	0.62 – 1.08	0.47 – 1.13	–	0.81 ^b
HD 33564	1.4367 ± 0.0238	6420 ± 50	3.1777 ± 0.0696	F7 V	20.98	0.08	1.73 – 2.88	1.31 – 3.00	2.2	1.31
HD 107383	15.781 ± 0.3444	4705 ± 24	109.51 ± 4.3256	K0 III	88.89	-0.30	10.8 – 19.4	8.19 – 20.3	– ^c	– ^c
HD 210702	5.2314 ± 0.1171	4780 ± 18	12.838 ± 0.5569	K1 III	54.95	0.03 ^d	3.70 – 6.59	2.80 – 6.90	5.0	1.29

Note. — For the calculations of stellar R , T_{eff} , and L , please see §3.1. Spectral types and metallicities from Anderson & Francis (2011, 2012) unless otherwise indicated. Distances from van Leeuwen (2007). The calculations for the inner and outer boundaries of the system circumstellar HZs (conservative and optimistic) and for stellar mass and age are described in §3.2.

^aFrom Rojas-Ayala et al. (2012). Each value has a quoted uncertainty of 0.17 dex.

^bMasses calculated via Equation 2, based on data in Boyajian et al. (2012b).

^cBeyond the range of the Y^2 isochrones.

^dFrom Maldonado et al. (2013).

4.2 ρ CrB (= HD 143761)

ρ CrB has a Jupiter-mass planet in a 40-day orbit (Noyes et al. 1997) whose orbital semi-major axis (0.22 AU; Butler et al. 2006) is located well inside the system’s optimistic/conservative HZ’s inner boundary at 0.98 AU / 1.3 AU.

ρ CrB’s radius was interferometrically observed in K' -band by Baines et al. (2008b) who calculate a radius of $1.284 \pm 0.082R_{\odot}$, well within 1σ of our value of $1.3424R_{\odot}$. ρ CrB’s stellar radius from Fuhrmann et al. (1998), $1.34 \pm 0.05R_{\odot}$, also agrees very well ($\ll 1\sigma$) with our directly determined value. The spectroscopically determined T_{eff} values of Fuhrmann et al. (1998, 5821 ± 80 K) and Valenti & Fischer (2005, 5822 ± 44 K), however, come in at 1.8σ and 2.7σ above our estimate of 5665 K.

Using the same procedure as for 61 Vir (§4.1), we solve for best-fit Y^2 isochrone properties for ρ CrB using a metallicity of [Fe/H] = -0.22 (Table 4). This produces estimates for stellar age of 12.9 Gyr and stellar mass of $0.91M_{\odot}$.

4.3 GJ 176 (= HD 285968)

The 8.8 Earth-mass planet in a 10.24 day, circular orbit around GJ 176 (Endl et al. 2008; Forveille et al. 2009) is at a projected semi-major axis of less than 0.07 AU from its parent star, well inside the inner boundary of the system optimistic/conservative HZ at 0.15 AU / 0.2 AU.

Takeda (2007) estimate GJ 176’s stellar radius to be $0.46^{+0.01}_{-0.02}R_{\odot}$, statistically identical to our directly determined value of $0.4525R_{\odot}$. The T_{eff} estimate in Morales et al. (2008, 3520 K) is around 2σ below our value, in part due to the fact, however, that no uncertainties in T_{eff} are provided. Finally, our values are in agreement with $T_{\text{eff}} = 3754$ K and $R = 0.40R_{\odot}$ from Wright et al. (2011b).

We estimate the mass of GJ 176 to be $0.45M_{\odot}$ via Equation 2. It is possible, but extremely unreliable, to estimate isochronal ages for low-mass stars, as stated earlier in §3.2.

4.4 GJ 614 (= HD 145675 = 14 Her)

The planet in orbit around GJ 614 was first announced by M. Mayor in 1998 (see <http://obswww.unige.ch/~udry/planet/14her.html>). Butler et al. (2003) provide system characterization, including the period of around 4.7 years with an eccentricity of 0.37 and a planet minimum mass of about 4.9 Jupiter masses. At a projected semi-major axis of 2.82 AU, this planet is actually located outside the system optimistic/conservative HZ’s outer edge at 1.43 AU / 1.37 AU, even at periastron distance $r_{\text{peri}} = (1 - e)a = 1.78$ AU.

Baines et al. (2008b) interferometrically determine GJ 614’s physical radius to be $0.708 \pm 0.85R_{\odot}$, which is around 1.9σ below our value. Those data are taken in the K' band, where GJ 614’s small angular diameter is only marginally resolved. Since the Baines et al. (2008b) K' band data alone thus do not constrain the angular diameter fit as well as our H data, we combine the Baines et al. (2008b) visibilities along with our own to determine GJ 614’s angular diameter in Table 2 and linear radius in Table 4. Our H -band data enable increased resolution due to the shorter wavelengths (see Figure 1, where the Baines et al. 2008b calibrated visibilities are represented by the cluster of data points with relatively large scatter at shorter effective baseline values).

There are a large number (many tens on VizieR) of T_{eff} values in the literature with estimates between 4965 K and 5735 K, which average slightly over 5300 K. The catalog in Soubiran et al. (2010) alone contains 19 values between 5129 K (Ramírez & Meléndez 2005) and 5600 K (Heiter & Luck 2003). Our value of 5518 ± 102 K falls toward the upper tier of the literature range.

Using Equation 2, we derive the stellar mass for GJ 614 to be $0.91M_{\odot}$.

4.5 GJ 649

GJ 649 hosts a $0.33 M_{Jup}$ planet in an eccentric 598.3-day orbit with a semi-major axis of 1.135 AU (Johnson et al. 2010). We calculate GJ 649’s circumstellar optimistic/conservative HZ’s outer

boundary to be 0.44 AU / 0.42 AU, putting the planet well beyond the outer edge of the system HZ, even at periastron.

Our estimate for GJ 649's radius is $0.5387 \pm 0.0157 R_{\odot}$, which falls in the middle between the values in Takeda (2007, $0.46^{+0.01}_{-0.02} R_{\odot}$), Zakhozhaj (1979, $0.49 R_{\odot}$), and Houdebine (2010, $0.616 \pm 0.026 R_{\odot}$).

Our effective temperature for GJ 649 is 3590 ± 45 K, which also falls in the middle of a fairly large range in literature values: Lafrasse et al. (2010a, 3370 K), Ammons et al. (2006, 4185^{+161}_{-334} K), Soubiran et al. (2010, 3717, 3782 ± 58 K), Morales et al. (2008, 3670 K), and Houdebine (2010, 3503 ± 50 K).

Applying Equation 2 to our radius value produces a mass value for GJ 649 of $0.54 M_{\odot}$.

4.6 GJ 876

The late-type, multiplanet host GJ 876 has been studied extensively. There are four planets in orbit around the star (Correia et al. 2010; Rivera et al. 2010b) at an inclination angle with respect to the plane of the system of 59.5° . The planet masses range from $6.83 M_{\oplus}$ to $2.28 M_{Jup}$ in orbital distances that range from 0.02 to 0.33 AU with periods between 1.94 days and 124.26 days (Rivera et al. 2010b). Based on our optimistic / conservative HZ boundaries of 0.09–0.24 AU / 0.12–0.23 AU in Table 4, two of the planets (b and c) are located within the system HZ. For an image of the system architecture, see Fig. 4.

We use the methods outlined in section 4 and equation 2 in von Braun et al. (2011a), based on the work of Selsis et al. (2007), to calculate the equilibrium temperatures T_{eq} for the GJ 876 planets via the equation

$$T_{eq}^4 = \frac{S(1 - A)}{f\sigma}, \quad (3)$$

where S is the stellar energy flux received by the planet, A is the Bond albedo, and σ is the Stefan-Boltzmann constant (Selsis et al. 2007)

We differentiate between two scenarios, which are dependent on the efficiency of the heat distribution across the planet by means of winds, circulation patterns, streams, etc. The energy redistribution factor f is set to 2 and 4 for low and high energy redistribution efficiency, respectively. Assuming a Bond albedo value of 0.3 the planetary equilibrium temperatures for $f = 4$ are 587 K (planet d), 235 K (planet c), 186 K (planet b), and 147 K (planet e). The T_{eq} values for $f = 2$ are 698 K (d), 280 K (c), 221 K (b), and 174 K (e). These values scale as $(1 - A)^{\frac{1}{4}}$ for other Bond albedo values (Equation 3).

Previously estimated values for GJ 876's stellar radius are significantly below our directly determined value of $0.3761 \pm 0.0059 R_{\odot}$: $0.24 R_{\odot}$ (Zakhozhaj 1979) and $0.3 R_{\odot}$ (Laughlin et al. 2005; Rivera et al. 2010b), the latter of which is the one that is frequently used in the exoplanet literature about GJ 876. In comparison to our value of $T_{eff} = 3129 \pm 19$ K, literature temperatures for GJ 876 include a seemingly bimodal distribution of values: 3130 K (Dodson-Robinson et al. 2011), 3165 ± 50 K (Houdebine 2012), 3172 K (Jenkins et al. 2009), 3765^{+477}_{-650} K (Ammons et al. 2006), and 3787 K (Butler et al. 2006).

Finally, we derive a mass for GJ 876 of $M = 0.37 M_{\odot}$ using Equation 2.

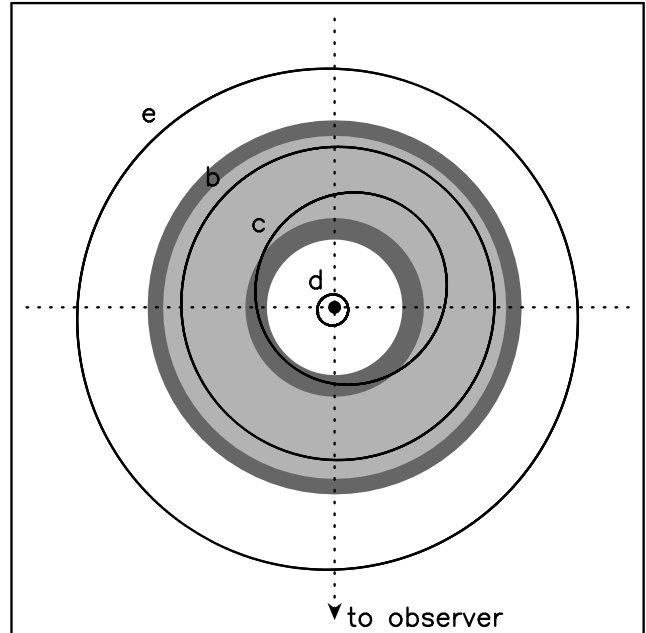


Figure 4. Architecture of the GJ 876 system. The conservative HZ is shown in light grey, the optimistic HZ comprises both the light grey and dark grey regions. Planets b and c spend their entire orbits in the optimistic HZ. Planet b spends its entire orbit in the conservative HZ, whereas planet c spends 68.5% of its orbital period in it. For details, see §3, §4.6, and Table 4. Orbital parameters for the planets are taken from Rivera et al. (2010b). For scale: the size of the box is 0.8 AU \times 0.8 AU.

4.7 HD 1461

HD 1461 hosts two super-Earths in close proximity to both the star and each other: a 7.6 Earth-mass planet in a 5.8-day orbit (Rivera et al. 2010a) and a 5.9 Earth-mass planet in a 13.5-day orbit (Mayor et al. 2011, both are minimum masses). Their semi-major axes are 0.063 and 0.112 AU, respectively, all well inside HD 1461's HZ, whose inner optimistic/conservative boundary is at 0.83 AU / 1.10 AU.

Our radius estimate of $1.1987 \pm 0.0275 R_{\odot}$ is larger at the $> 2\sigma$ level than both radius estimates in the literature: $1.11 \pm 0.04 R_{\odot}$ (Takeda 2007) and $1.0950 \pm 0.0260 R_{\odot}$ (Valenti & Fischer 2005).

We measure an effective temperature for HD 1461 to be 5486 ± 52 K, which falls below all of the many temperature estimates in the literature for HD 1461 – a sensible consequence given that our radius is larger than literature estimates. The Soubiran et al. (2010) catalog alone has 13 different T_{eff} values, ranging from 5683 to 5929 K. Additionally, we find temperature estimates of 5688 K (Holmberg et al. 2009), 5666 ± 42 K (Prugniel et al. 2011), and 5588 ± 64 K (Koleva & Vazdekis 2012).

We use the Y^2 isochrones following the method described in Section 3.2 to derive the age and mass of HD 1461. We obtain a mass of $0.94 M_{\odot}$ and an age of 13.8 Gyr.

4.8 HD 7924

The super-Earth ($M \sin i = 9.26 M_{\oplus}$) orbits HD 7924 at a period of 5.4 days and at a semi-major axis of 0.057 AU (Howard et al. 2009). The inner boundary of the optimistic/conservative HD 7924 system is at 0.47 AU / 0.62 AU from the star, well beyond the planetary orbit.

The radius of HD 7924 has been estimated to be $R = 0.78 \pm$

$0.02R_{\odot}$ (Takeda 2007), which is identical to our direct measurement of $R = 0.7821R_{\odot}$. The radius estimate of $R = 0.754R_{\odot}$ (Valenti & Fischer 2005) is slightly below but consistent with our value.

Our effective temperature measurement $T_{\text{eff}} = 5075$ K falls into the middle of a large effective temperature range present in the literature for HD 7924: 4550 K (Lafrasse et al. 2010a), 4750 K (Wright et al. 2003), 5111^{+113}_{-128} K (Ammons et al. 2006), 5121 to 5177 K (6 entries; Soubiran et al. 2010), 5177 K (Petigura & Marcy 2011), 5177 K (Valenti & Fischer 2005), 5153 ± 5.8 K (Kovtyukh et al. 2004), 5165 K (Mishenina et al. 2008, 2012).

Our derived mass from Equation 2 is $M = 0.81M_{\odot}$.

4.9 HD 33564

HD 33564 hosts a $M \sin i = 9.1M_{Jup}$ planet in an eccentric 388-day orbit (Galland et al. 2005) and an orbital semi-major axis of 1.1 AU. Since the orbital eccentricity is 0.34, its apastron distance is $r_{ap} = (1 + e)a = 1.47$ AU. While the conservative HZ is located beyond HD 33564b's orbit, the planet spends around 43% of its orbital duration inside the optimistic HZ, whose inner edge is at 1.31 AU. HD 33564's system architecture is shown in Figure 5.

We measure HD 33564's radius to be $1.4712 \pm 0.0219R_{\odot}$. This is consistent with the previous estimate based on SED fitting by van Belle & von Braun (2009) of $R = 1.45 \pm 0.03R_{\odot}$.

Our value for the effective temperature of HD 33564 is 6346 ± 44 K, which is largely consistent with the considerable number of estimates available in the literature: $T_{\text{eff}} = 6440$ K (Wright et al. 2003), 6302 K (Marsakov & Shevelev 1995), 6597^{+17}_{-708} K (Ammons et al. 2006), 6307 – 6554 K (3 entries; Soubiran et al. 2010), 6250 ± 150 K (Butler et al. 2006), 6531 ± 70 K (van Belle & von Braun 2009), 6456 K (Allende Prieto & Lambert 1999), 6233 K (Schröder et al. 2009), 6379 ± 80 K (Casagrande et al. 2011), 6307 K (Eiroa et al. 2013), 6394 K (Gray et al. 2003), 6250 K (Dodson-Robinson et al. 2011), and 6554 ± 93 K (Gonzalez et al. 2010).

We estimate a mass of HD 33564 to be $1.31M_{\odot}$ at an isochronal age of 2.2 Gyr.

4.10 HD 107383 (= 11 Com)

The giant star HD 107383 has a substellar-mass companion in an eccentric 328-day orbit at a semi-major axis of 1.29 AU (Liu et al. 2008). Since HD 107383's luminosity is more than 100 times that of the sun, however, its optimistic/conservative HZ's inner boundary is at 8.19 AU / 10.83 AU, well beyond even the apastron of the known companion.

Our radius estimate for the giant star HD 107383 is $15.78 \pm 0.34R_{\odot}$ – no previous radius estimates appear in the literature for this star. We measure an effective temperature for HD 107383 to be 4705 ± 24 K, which falls into the middle of previously published values: 4900 K (Wright et al. 2003), 4717^{+381}_{-283} K (Ammons et al. 2006), 4690 K (McWilliam 1990), 4880 K (Hekker & Meléndez 2007), 4690 K, (Valdes et al. 2004), 4804 K (Schiavon 2007), 4806 ± 34 K (Wu et al. 2011), 4690 K (Manteiga et al. 2009), and 4873 K (Luck & Heiter 2007).

The evolutionary status and consequently the luminosity of this K0 giant are located outside of the range of the Y^2 isochrones. In addition, the star is evolved, and thus, Equation 2 is not applicable. We therefore cannot calculate its age or mass.

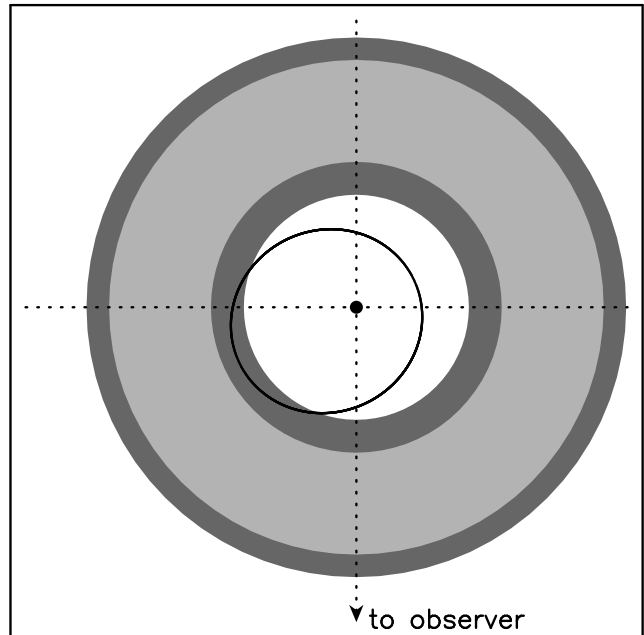


Figure 5. Architecture of the HD 33564 system. The conservative HZ is shown in light grey, the optimistic HZ comprises both the light grey and dark grey regions. The planet in orbit around HD 33564 spends $\sim 43\%$ of its orbital period in the optimistic HZ. For details, see §3, §4.9, and Table 4. Orbital parameters are from Galland et al. (2005). The size of the box is $7 \text{ AU} \times 7 \text{ AU}$.

4.11 HD 210702

HD 210702 hosts a $M \sin i = 1.9M_{Jup}$ planet in a low-eccentricity, 355-day orbit (Johnson et al. 2007). With a semi-major axis of 1.2 AU, the planet does not enter the system conservative or optimistic HZs, even at apastron.

We measure HD 210702's radius and T_{eff} to be $5.2314 \pm 0.1171R_{\odot}$ and 4780 ± 18 K, respectively, which is consistent with the interferometric (CHARA K' -band) values published in Baines et al. (2009, $5.17 \pm 0.15R_{\odot}$ and 4859 ± 62 K), as well as the radius estimated in the XO-Rad catalog of van Belle & von Braun (2009, $5.20 \pm 0.31R_{\odot}$). Allende Prieto & Lambert (1999) quote $5.13 R_{\odot}$ and 4897 K (with error estimates for all stars in their catalog of 6% in radius and 2% in T_{eff}) – also consistent with our direct values. Other estimates from Johnson et al. (2007, $4.45 \pm 0.07R_{\odot}$ and 5510 ± 44 K) and Maldonado et al. (2013, $4.7R_{\odot}$ and 4993 K) are lower in radius and higher in effective temperature than our directly determined values.

Application of the Y^2 isochrones with input values from Table 4 for HD 210702 returns a stellar age of 5 Gyr and a mass of $1.29 M_{\odot}$.

5 SUMMARY AND CONCLUSION

A very large fraction of the information on extrasolar planets that has been gathered over the course of the last 20 years is purely due to the study of the effects that the planets have on their respective parent stars. That is, the star's light is used to characterize the planetary system. In addition, the parent star dominates any exoplanet system as the principal energy source and mass repository. Finally, physical parameters of planets are almost always direct functions of their stellar counterparts. These aspects assign a substantial impor-

tance to studying the stars themselves: one at best only understands the planet as well as one understands the parent star.

In this paper, we characterize eleven exoplanet host star systems with a wide range in radius and effective temperature, based on a 3.5-year long observing survey with CHARA's Classic beam combiner. For the systems with previously published direct diameters (ρ CrB, GJ 614, and HD 210702), we provide updates based on increased data quantity and improved performance by the array. For the rest of the systems, only indirectly determined values for radius and effective temperature are present in the literature (if any exist at all). Our thus determined stellar astrophysical parameters make it possible to place our sample of exoplanet host stars onto an empirical Hertzsprung-Russell (H-R) Diagram. In Figure 6, we show our targets along with interferometrically determined parameters of previously published exoplanet hosts and other main-sequence stars with diameter uncertainties of less than 5%.

Due to the relatively low number of stars per spectral type in our sample, and due to the large variance among radius and temperature values quoted in the literature, it is impossible to quantify trends in terms of how indirectly determined values compare with direct counterparts as a function of spectral type, such as the ones documented in Boyajian et al. (2013). For the latest spectral type in our sample, and arguably the most interesting system in terms of exoplanet science, GJ 876, our directly determined stellar radius is significantly ($> 20\%$) larger than commonly used literature equivalents (§4.6).

We use our directly determined stellar properties to calculate stellar mass and age wherever possible, though the associated uncertainties are large for the KM dwarfs (§3.2). Calculations of system HZ locations and boundaries, based on stellar luminosity and effective temperature, show that (1) GJ 876 hosts two planets who spend all or large parts of their orbital duration in the system HZ, whereas (2) the planet orbiting HD 33564 spends a small part of its period in the stellar HZ as its elliptical orbit causes it to periodically dip into it around apastron passage.

CHARA's continuously improving performance in both sensitivity and spatial resolution increasingly enables the direct measurements of stellar radii and effective temperatures further and further into the low-mass regime to provide comparison to stellar parameters derived by indirect methods, and indeed calibration of these methods themselves.

ACKNOWLEDGMENTS

We thank the reviewer for the thorough analysis of the manuscript and helpful comments. We would furthermore like to express our sincere gratitude to Judit Sturmann for her tireless and invaluable support of observing operations at CHARA. Thanks to Sean Raymond, Barbara Rojas-Ayala, Phil Muirhead, Andrew Mann, Eric Gaidos, and Lisa Kaltenegger for multiple insightful and useful discussions on various aspects of this work. TSB acknowledges support provided through NASA grant ADAP12-0172. The CHARA Array is funded by the National Science Foundation through NSF grants AST-0606958 and AST-0908253 and by Georgia State University through the College of Arts and Sciences, as well as the W. M. Keck Foundation. This research made use of the SIMBAD and VIZIER Astronomical Databases, operated at CDS, Strasbourg, France (<http://cdsweb.u-strasbg.fr/>), and of NASA's Astrophysics Data System, of the Jean-Marie Mariotti Center SearchCal service (<http://www.jmmc.fr/searchcal>), co-developed by FIZEAU and LAOG/IPAG. This publication makes use of data products from

the Two Micron All Sky Survey, which is a joint project of the University of Massachusetts and the Infrared Processing and Analysis Center/California Institute of Technology, funded by the National Aeronautics and Space Administration and the National Science Foundation. This research made use of the NASA Exoplanet Archive (Akeson et al. 2013), which is operated by the California Institute of Technology, under contract with the National Aeronautics and Space Administration under the Exoplanet Exploration Program. This work has made use of the Habitable Zone Gallery at hzglory.org (Kane & Gelino 2012). This research has made use of the Exoplanet Orbit Database and the Exoplanet Data Explorer at exoplanets.org (Wright et al. 2011a). This research has made use of the Exoplanet Encyclopedia at exoplanet.eu (Schneider et al. 2011).

REFERENCES

- Akeson R. L. et al., 2013, *PASP*, 125, 989
 Allende Prieto C., Lambert D. L., 1999, *A&A*, 352, 555
 Ammons S. M., Robinson S. E., Strader J., Laughlin G., Fischer D., Wolf A., 2006, *ApJ*, 638, 1004
 Anderson E., Francis C., 2011, *VizieR Online Data Catalog*, 5137, 0
 Anderson E., Francis C., 2012, *Astronomy Letters*, 38, 331
 Argue A. N., 1963, *MNRAS*, 125, 557
 Baines E. K., McAlister H. A., ten Brummelaar T. A., Turner N. H., Sturmann J., Sturmann L., Ridgway S. T., 2008a, *ApJ*, 682, 577
 Baines E. K., McAlister H. A., ten Brummelaar T. A., Sturmann J., Sturmann L., Turner N. H., Ridgway S. T., 2009, *ApJ*, 701, 154
 Baines E. K., McAlister H. A., ten Brummelaar T. A., Turner N. H., Sturmann J., Sturmann L., Goldfinger P. J., Ridgway S. T., 2008b, *ApJ*, 680, 728
 Baines E. K. et al., 2010, *AJ*, 140, 167
 Beichman C. A., Neugebauer G., Habing H. J., Clegg P. E., Chester T. J., eds, 1988, *Infrared astronomical satellite (IRAS) catalogs and atlases. Volume 1: Explanatory supplement, Vol. 1*
 Bessel M. S., 1990, *A&AS*, 83, 357
 Bessell M. S., 2000, *PASP*, 112, 961
 Bonneau D. et al., 2006, *A&A*, 456, 789
 Bonneau D., Delfosse X., Mourard D., Lafrasse S., Mella G., Centre S., Clausse J. M., Zins G., 2011, *A&A*, 535, A53
 Boyajian T. S. et al., 2012a, *ApJ*, 746, 101
 Boyajian T. S. et al., 2012b, *ApJ*, 757, 112
 Boyajian T. S. et al., 2013, *ApJ*, 771, 40
 Bryden G. et al., 2009, *ApJ*, 705, 1226
 Burnashev B. I., 1985, *Bulletin Crimean Astrophysical Observatory*, 66, 152
 Butler R. P., Marcy G. W., Vogt S. S., Fischer D. A., Henry G. W., Laughlin G., Wright J. T., 2003, *ApJ*, 582, 455
 Butler R. P. et al., 2006, *ApJ*, 646, 505
 Casagrande L., Schönrich R., Asplund M., Cassisi S., Ramírez I., Meléndez J., Bensby T., Feltzing S., 2011, *A&A*, 530, A138
 Cernis K., Meistas E., Straizys V., Jasevicius V., 1989, *Vilnius Astronomijos Observatorijos Biuletenis*, 84, 9
 Claret A., 2000, *A&A*, 363, 1081
 Clark J. P. A., McClure R. D., 1979, *PASP*, 91, 507
 Correia A. C. M. et al., 2010, *A&A*, 511, A21
 Cousins A. W. J., Stoy R. H., 1962, *Royal Greenwich Observatory Bulletins*, 64, 103

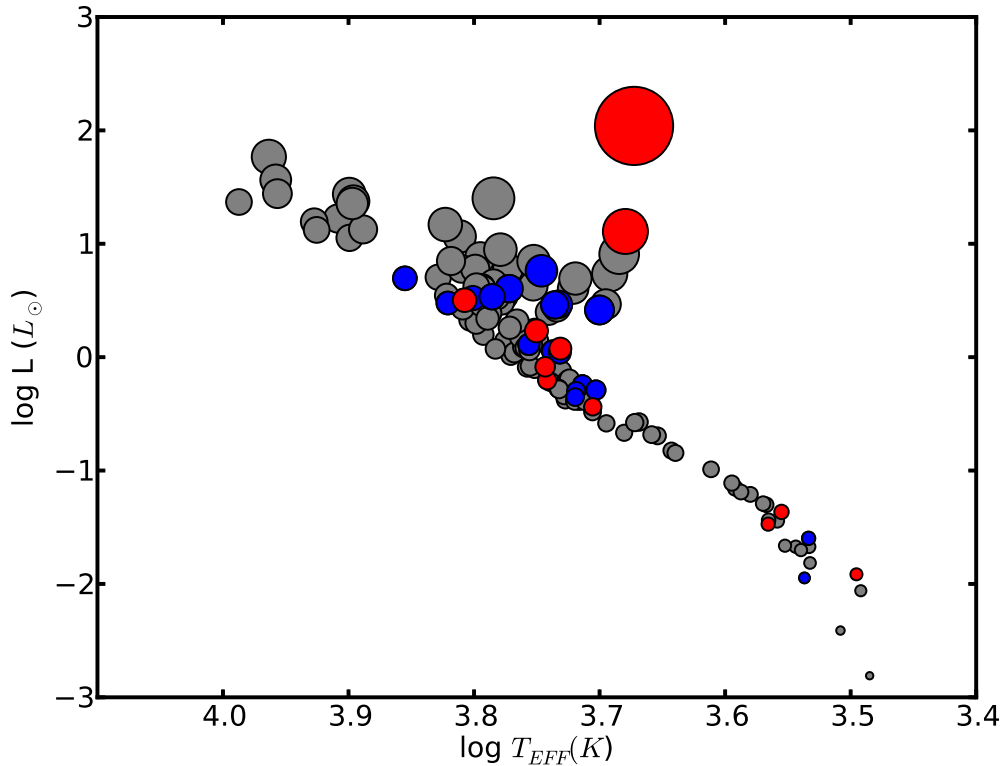


Figure 6. Empirical H-R Diagram for all main-sequence stars with interferometrically determined radii whose random uncertainties are smaller than 5%, as published and compiled in Boyajian et al. (2012b, 2013). The diameter of each data point is representative of the respective stellar radius. Error bars in effective temperature and luminosity are smaller than the size of the data points. Previously published exoplanet host stars are identified in blue (Kervella et al. 2003; Baines et al. 2008b, 2009; van Belle & von Braun 2009; von Braun et al. 2011a,b, 2012; Boyajian et al. 2013; Henry et al. 2013). The exoplanet host stars that are presented in this work are shown in red. Stars that do not host any published exoplanets are shown in grey.

Cutri R. M. et al., 2003, *The 2MASS All Sky Catalog of Point Sources*. Pasadena: IPAC
 Dean J. F., 1981, *South African Astronomical Observatory Circular*, 6, 10
 Demarque P., Woo J. H., Kim Y. C., Yi S. K., 2004, *ApJS*, 155, 667
 Dodson-Robinson S. E., Beichman C. A., Carpenter J. M., Bryden G., 2011, *AJ*, 141, 11
 Ecuivillon A., Israelian G., Santos N. C., Shchukina N. G., Mayor M., Rebolo R., 2006, *A&A*, 445, 633
 Eiroa C. et al., 2013, *A&A*, 555, A11
 Endl M., Cochran W. D., Wittenmyer R. A., Boss A. P., 2008, *ApJ*, 673, 1165
 Erro B. I., 1971, *Boletín del Instituto de Tonantzintla*, 6, 143
 Forveille T. et al., 2009, *A&A*, 493, 645
 Fuhrmann K., Pfeiffer M. J., Bernkopf J., 1998, *A&A*, 336, 942
 Galland F., Lagrange A. M., Udry S., Chelli A., Pepe F., Beuzit J. L., Mayor M., 2005, *A&A*, 444, L21
 Gezari D. Y., Pitts P. S., Schmitz M., 1999, *VizieR Online Data Catalog*, 2225, 0
 Glushneva I. N. et al., 1998, *VizieR Online Data Catalog*, 3207, 0
 Golay M., 1972, *Vistas in Astronomy*, 14, 13
 Gonzalez G., Carlson M. K., Tobin R. W., 2010, *MNRAS*, 403, 1368
 Gray R. O., Corbally C. J., Garrison R. F., McFadden M. T.,

Robinson P. E., 2003, *AJ*, 126, 2048
 Häggkvist L., Oja T., 1966, *Arkiv for Astronomi*, 4, 137
 Häggkvist L., Oja T., 1970, *A&AS*, 1, 199
 Häggkvist L., Oja T., 1987, *A&AS*, 68, 259
 Hanbury Brown R., Davis J., Lake R. J. W., Thompson R. J., 1974, *MNRAS*, 167, 475
 Heiter U., Luck R. E., 2003, *AJ*, 126, 2015
 Hekker S., Meléndez J., 2007, *A&A*, 475, 1003
 Henry G. W. et al., 2013, *ApJ*, 768, 155
 Holmberg J., Nordström B., Andersen J., 2009, *A&A*, 501, 941
 Houdebine E. R., 2010, *MNRAS*, 407, 1657
 Houdebine E. R., 2012, *MNRAS*, 421, 3189
 Howard A. W. et al., 2009, *ApJ*, 696, 75
 Huber D. et al., 2012, *ApJ*, 760, 32
 Iriarte B., 1971, *Boletín de los Observatorios Tonantzintla y Tacubaya*, 6, 143
 Jasevicius V., Kuriliene G., Strazdaite V., Kazlauskas A., Sleivyte J., Cernis K., 1990, *Vilnius Astronomijos Observatorijos Biuletėnis*, 85, 50
 Jenkins J. S., Ramsey L. W., Jones H. R. A., Pavlenko Y., Gallardo J., Barnes J. R., Pinfield D. J., 2009, *ApJ*, 704, 975
 Johnson H. L., Knuckles C. F., 1957, *ApJ*, 126, 113
 Johnson H. L., Mitchell R. I., 1975, *Rev. Mexicana Astron. Astrofis.*, 1, 299
 Johnson H. L., Mitchell R. I., Iriarte B., Wisniewski W. Z., 1966,

- Communications of the Lunar and Planetary Laboratory, 4, 99
- Johnson J. A. et al., 2007, *ApJ*, 665, 785
- Johnson J. A. et al., 2010, *PASP*, 122, 149
- Jones D. H. P., Sinclair J. E., Alexander J. B., 1981, *MNRAS*, 194, 403
- Kane S. R., Gelino D. M., 2012, *PASP*, 124, 323
- Kane S. R., Barclay T., Gelino D. M., 2013, *ApJ*, 770, L20
- Kasting J. F., Whitmire D. P., Reynolds R. T., 1993, *Icarus*, 101, 108
- Kazlauskas A., Boyle R. P., Philip A. G. D., Straizys V., Laugalys V., Černis K., Bartašiūtė S., Sperauskas J., 2005, *Baltic Astronomy*, 14, 465
- Kervella P., Thévenin F., Morel P., Bordé P., Di Folco E., 2003, *A&A*, 408, 681
- Kharitonov A. V., Tereshchenko V. M., Knjazeva L. N., 1988, The spectrophotometric catalogue of stars
- Kilkenny D., Koen C., van Wyk F., Marang F., Cooper D., 2007, *MNRAS*, 380, 1261
- Kim Y. C., Demarque P., Yi S. K., Alexander D. R., 2002, *ApJS*, 143, 499
- Koen C., Kilkenny D., van Wyk F., Cooper D., Marang F., 2002, *MNRAS*, 334, 20
- Koen C., Kilkenny D., van Wyk F., Marang F., 2010, *MNRAS*, 403, 1949
- Koleva M., Vazdekis A., 2012, *A&A*, 538, A143
- Kopparapu R. K. et al., 2013a, *ApJ*, 770, 82
- Kopparapu R. K. et al., 2013b, *ApJ*, 765, 131
- Kornilov V. G., Volkov I. M., Zakharov A. I., Kozyreva L. N., Kornilova L. N., et al., 1991, *Trudy Gosudarstvennogo Astronomicheskogo Instituta*, 63, 4
- Kovtyukh V. V., Soubiran C., Belik S. I., 2004, *A&A*, 427, 933
- Kozok J. R., 1985, *A&AS*, 61, 387
- Lafrasse S., Mella G., Bonneau D., Duvert G., Delfosse X., Chelli A., 2010a, *VizieR Online Data Catalog*, 2300, 0
- Lafrasse S., Mella G., Bonneau D., Duvert G., Delfosse X., Chesneau O., Chelli A., 2010b, in *Society of Photo-Optical Instrumentation Engineers (SPIE) Conference Series*. Society of Photo-Optical Instrumentation Engineers (SPIE) Conference Series, Vol. 7734
- Laughlin G., Butler R. P., Fischer D. A., Marcy G. W., Vogt S. S., Wolf A. S., 2005, *ApJ*, 622, 1182
- Lawler S. M. et al., 2009, *ApJ*, 705, 89
- Liu Y. J. et al., 2008, *ApJ*, 672, 553
- Luck R. E., Heiter U., 2007, *AJ*, 133, 2464
- Maldonado J., Villaver E., Eiroa C., 2013, *A&A*, 554, A84
- Manteiga M., Carricajo I., Rodríguez A., Dafonte C., Arcay B., 2009, *AJ*, 137, 3245
- Markwardt C. B., 2009, in D. A. Bohlender, D. Durand, & P. Dowler, ed., *Astronomical Society of the Pacific Conference Series*. Astronomical Society of the Pacific Conference Series, Vol. 411, pp. 251–
- Marsakov V. A., Shevelev Y. G., 1995, *Bulletin d'Information du Centre de Données Stellaires*, 47, 13
- Mayor M. et al., 2011, *ArXiv e-prints*
- McClure R. D., Forrester W. T., 1981, *Publications of the Dominion Astrophysical Observatory Victoria*, 15, 439
- McWilliam A., 1990, *ApJS*, 74, 1075
- Mermilliod J. C., 1986, *Catalogue of Eggen's UBV data.*, 0 (1986), 0
- Mishenina T. V., Soubiran C., Bienaymé O., Korotin S. A., Belik S. I., Usenko I. A., Kovtyukh V. V., 2008, *A&A*, 489, 923
- Mishenina T. V., Soubiran C., Kovtyukh V. V., Katsova M. M., Livshits M. A., 2012, *A&A*, 547, A106
- Morales J. C., Ribas I., Jordi C., 2008, *A&A*, 478, 507
- Mould J. R., Hyland A. R., 1976, *ApJ*, 208, 399
- Mumford G. S., 1956, *AJ*, 61, 213
- Noyes R. W., Jha S., Korzennik S. G., Krockenberger M., Nissen P., Brown T. M., Kennelly E. J., Horner S. D., 1997, *ApJ*, 483, L111
- Oja T., 1996, *Baltic Astronomy*, 5, 103
- Olsen E. H., 1994, *A&AS*, 106, 257
- Olson E. C., 1974, *AJ*, 79, 1424
- Persson S. E., Aaronson M., Frogel J. A., 1977, *AJ*, 82, 729
- Petigura E. A., Marcy G. W., 2011, *ApJ*, 735, 41
- Pickles A. J., 1998, *PASP*, 110, 863
- Prugniel P., Vauglin I., Koleva M., 2011, *A&A*, 531, A165
- Ramírez I., Meléndez J., 2005, *ApJ*, 626, 465
- Rivera E. J., Butler R. P., Vogt S. S., Laughlin G., Henry G. W., Meschiari S., 2010a, *ApJ*, 708, 1492
- Rivera E. J., Laughlin G., Butler R. P., Vogt S. S., Haghhighipour N., Meschiari S., 2010b, *ApJ*, 719, 890
- Rojas-Ayala B., Covey K. R., Muirhead P. S., Lloyd J. P., 2012, *ApJ*, 748, 93
- Sanders W. L., 1966, *AJ*, 71, 719
- Schiavon R. P., 2007, *ApJS*, 171, 146
- Schneider J., Dedieu C., Le Sidaner P., Savalle R., Zolotukhin I., 2011, *A&A*, 532, A79
- Schröder C., Reiners A., Schmitt J. H. M. M., 2009, *A&A*, 493, 1099
- Selsis F., Kasting J. F., Levrard B., Paillet J., Ribas I., Delfosse X., 2007, *A&A*, 476, 1373
- Skiff B. A., 1994, *Information Bulletin on Variable Stars*, 3984, 1
- Soubiran C., Le Campion J. F., Cayrel de Strobel G., Caillo A., 2010, *A&A*, 515, A111
- Sperauskas J., Bartkevicius A., Zdanavicius K., 1981, *Vilnius Astronomijos Observatorijos Biuletenis*, 58, 3
- Stauffer J. R., Hartmann L. W., 1986, *ApJS*, 61, 531
- Straizys V., 1970, *Dissertation Theses*
- Takeda G., Ford E. B., Sills A., Rasio F. A., Fischer D. A., Valenti J. A., 2007, *ApJS*, 168, 297
- Takeda Y., 2007, *Publications of the Astronomical Society of Japan*, 59, 335
- Tanner A., Beichman C., Bryden G., Lisse C., Lawler S., 2009, *ApJ*, 704, 109
- ten Brummelaar T. A. et al., 2005, *ApJ*, 628, 453
- The P. S., Steenman H. C., Alcaïno G., 1984, *A&A*, 132, 385
- Trilling D. E. et al., 2008, *ApJ*, 674, 1086
- Valdes F., Gupta R., Rose J. A., Singh H. P., Bell D. J., 2004, *ApJS*, 152, 251
- Valenti J. A., Fischer D. A., 2005, *ApJS*, 159, 141
- van Belle G. T., van Belle G., 2005, *PASP*, 117, 1263
- van Belle G. T., von Braun K., 2009, *ApJ*, 694, 1085
- van Leeuwen F., 2007, *Hipparcos, the New Reduction of the Raw Data*. Hipparcos, the New Reduction of the Raw Data. By Floor van Leeuwen, Institute of Astronomy, Cambridge University, Cambridge, UK Series: Astrophysics and Space Science Library, Vol. 350 20 Springer Dordrecht
- Vogt S. S. et al., 2010, *ApJ*, 708, 1366
- von Braun K. et al., 2011a, *ApJ*, 740, 49
- von Braun K. et al., 2011b, *ApJ*, 729, L26+
- von Braun K. et al., 2012, *ApJ*, 753, 171
- Weis E. W., 1984, *ApJS*, 55, 289
- Weis E. W., 1986, *AJ*, 91, 626

- Weis E. W., 1987, AJ, 93, 451
Weis E. W., 1993, AJ, 105, 1962
Weis E. W., 1996, AJ, 112, 2300
Weis E. W., Uppgren A. R., 1982, PASP, 94, 821
Wright C. O., Egan M. P., Kraemer K. E., Price S. D., 2003, AJ,
125, 359
Wright J. T. et al., 2011a, PASP, 123, 412
Wright N. J., Drake J. J., Mamajek E. E., Henry G. W., 2011b,
ApJ, 743, 48
Wu Y., Singh H. P., Prugniel P., Gupta R., Koleva M., 2011, A&A,
525, A71
Yi S., Demarque P., Kim Y. C., Lee Y. W., Ree C. H., Lejeune T.,
Barnes S., 2001, ApJS, 136, 417
Yoss K. M., Griffin R. F., 1997, Journal of Astrophysics and As-
tronomy, 18, 161
Zakhozaj V. A., 1979, Vestnik Khar'kovskogo Universiteta, 190,
52