

A QUANTITATIVE STEINITZ THEOREM FOR PLANE TRIANGULATIONS

IGOR PAK* AND STEDMAN WILSON†

ABSTRACT. We give a new proof of Steinitz’s classical theorem in the case of plane triangulations, which allows us to obtain a new general bound on the grid size of the simplicial polytope realizing a given triangulation, subexponential in a number of special cases.

Formally, we prove that every plane triangulation G with n vertices can be embedded in \mathbb{R}^2 in such a way that it is the vertical projection of a convex polyhedral surface. We show that the vertices of this surface may be placed in a $4n^3 \times 8n^5 \times \zeta(n)$ integer grid, where $\zeta(n) \leq (500n^8)^{\tau(G)}$ and $\tau(G)$ denotes the *shedding diameter* of G , a quantity defined in the paper.

1. INTRODUCTION

The celebrated *Steinitz’s theorem* states every 3-connected plane graph G is the graph of a 3-dimensional convex polytope. An important corollary of the original proof is that the vertices of the polytope can be made integers. The *Quantitative Steinitz Problem* [R] asks for the smallest size of such integers as they depend on a graph. The best current bounds are exponential in the number of vertices in all three dimensions, even when restricted to triangulations, see [RRS]. In this paper we improve these bounds in two directions. While the main result of this paper is rather technical (Theorem 4.2), the following corollary requires no background.

Corollary 1.1 *Let G be a plane triangulation with n vertices. Then G is a graph of a convex polyhedron with vertices lying in a $4n^3 \times 8n^5 \times (500n^8)^n$ integer grid.*

This result improves known bounds in two directions at the expense of a somewhat weaker bound in the third direction. However, for large families of graphs we make sharp improvements in the third direction as well. Below we give our our main application.

A *grid triangulation* of $[a \times b] = \{1, \dots, a\} \times \{1, \dots, b\}$ is a triangulation with all grid points as the set of vertices. These triangulations have a curious structure, and have been studied and enumerated in a number of papers (see [A, KZ, We] and references therein).

Corollary 1.2 *Let G be a grid triangulation of $[k \times k]$, such that every triangle fits in an $\ell \times \ell$ subgrid. Then G is a graph of a convex polyhedron with vertices lying in a $O(k^6) \times O(k^{10}) \times k^{O(\ell k)}$ integer grid.*

Setting $\ell = O(1)$ as $k \rightarrow \infty$, for the grid triangulations as in the corollary, we have a subexponential grid size in the number $n = k^2$ of vertices: $O(n^3) \times O(n^5) \times \exp O(\sqrt{n} \log n)$.

Date: February 27, 2022.

*Department of Mathematics, UCLA, Los Angeles, CA 90095, USA; {pak}@math.ucla.edu.

†Department of Mathematics, Ben Gurion University, Be’er Sheva, Israel; {stedman}@math.bgu.ac.il.

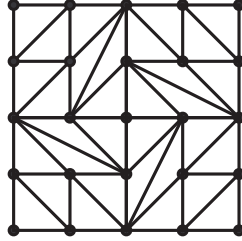


FIGURE 1. An example of a grid triangulation of $[5 \times 5]$, with $\ell = 3$.

The basic idea behind the best known bounds in the quantitative Steinitz problem, is as follows (see [R, RRS, Ro]). Start with the *Tutte spring embedding* of G with unit weights [T], and lift it up to a convex surface according to the *Maxwell–Cremona theorem* (see [L, R]). Since Tutte’s embedding and the lifting are given by rational equations, this embedding can be expanded to an integer embedding. However, there is only so much room for this method to work, and since the determinants are given by the number of spanning trees in G , the bounds cannot be made subexponential in the case of triangulations.

Although there are several interesting proofs of the Steinitz theorem [Z1, Z2], neither seem to simplify in the case of triangulations. The proof we present follows a similar idea, but in place of the Tutte spring embedding we present an inductive construction. In essence, we construct a *strongly convex embedding* of plane triangulations, based on a standard inductive proof of *Fáry’s theorem* [F]. We make our construction quantitative, by doing this on a $O(n^3) \times O(n^5)$ grid, thus reproving a weak version of the main result in [BR].

We then lift the resulting triangulation directly to a convex surface. The inductive argument allows us to obtain a new type of quantitative bound $\zeta(n) = n^{O(\tau(G))}$ on the height of the lifting. The parameter $\tau(G)$ here may be linear in n in the worst case. It is bounded from below by both the diameter of G and the diameter of the dual graph of G . However, this parameter is sublinear in a number of special cases, such as the grid triangulations mentioned above (see §6.4).

The rest of this paper is structured as follows. In the next section we recall some definitions and basic results on *graph drawing*. In Section 3.3 we prove Theorem 3.3, the crucial technical result on graph embedding. Then, in Section 4, we define the *shedding diameter* and prove Theorem 4.2, the main result of this paper. We discuss grid triangulations in Section 5, and conclude with final remarks in Section 6.

2. DEFINITIONS AND BASIC RESULTS

Let $G = (V, E)$ denote a plane graph. By abuse of notation we will identify G with the subset of \mathbb{R}^2 consisting of its vertices and edges. We write $V(G)$ for the vertices of G and $E(G)$ for the edges of G . When G is 2-connected we let $\mathcal{F}(G) = \{F_1, \dots, F_m\}$ denote the set of (closed) bounded faces of G . We define $\mathbf{F}(G) = \bigcup_i F_i$, the region of \mathbb{R}^2 determined by G . For a subgraph H of G , we write $H \subseteq G$.

When G is 2-connected, a vertex $v \in V$ is called a *boundary vertex* if v is in the boundary of $\mathbf{F}(G)$, and an *interior vertex* otherwise. Similarly, an edge $e \in E$ is called a *boundary edge* if e is completely contained in the boundary of $\mathbf{F}(G)$, and an *interior edge* otherwise. A *diagonal* of G is an interior edge whose endpoints are boundary vertices of G . For a plane

graph G with vertex v , let $G - \{v\}$ denote the plane graph obtained by removing v and all edges adjacent to v . Let $\Delta(G)$ denote the diameter of G .

We say that two plane graphs G, G' are *face isomorphic*, written $G \sim G'$, if there is a graph isomorphism $\psi : V(G) \rightarrow V(G')$ that also induces a bijection $\psi_{\mathcal{F}} : \mathcal{F}(G) \rightarrow \mathcal{F}(G')$ of the bounded faces of G and G' . This last property means that v_1, \dots, v_k are the vertices of a face $F \in \mathcal{F}(G)$ if and only if $\psi(v_1), \dots, \psi(v_k)$ are the vertices of a face $F' \in \mathcal{F}(G')$. By definition, $G \sim G'$ implies that G and G' are isomorphic as abstract graphs, but the converse is not always true. When $G \sim G'$ and v is a vertex of G , we will write v' for the corresponding vertex of G' , indicating that a face isomorphism ψ is defined by $v' = \psi(v)$.

A *geometric* plane graph is a plane graph for which each edge is a straight line segment. A *geometric embedding* of a plane graph G in the set $S \subseteq \mathbb{R}^2$ is a geometric plane graph G' such that $G \sim G'$ and every vertex of G' is a point of S . For a point $u = (a, b) \in \mathbb{R}^2$, we will write $x(u) = a$ and $y(u) = b$ for the standard projections.

For a plane graph G with n vertices and an ordering of the vertices $\mathbf{a} = (a_1, \dots, a_n)$, we define a sequence of plane graphs $G_0(\mathbf{a}), \dots, G_n(\mathbf{a})$ recursively by $G_n(\mathbf{a}) = G$ and $G_{i-1}(\mathbf{a}) = G_i(\mathbf{a}) - \{a_i\}$. We will write G_i for $G_i(\mathbf{a})$ when \mathbf{a} is understood. If v is a vertex of G_i then we let $d_i(v)$ denote the degree of v in the graph G_i .

A *plane triangulation* is a 2-connected plane graph G such that each bounded face of G has exactly 3 vertices. Note in particular that if G is a plane triangulation then $\mathbf{F}(G)$ is homeomorphic to a 2-ball. A boundary vertex v of a plane triangulation G is a *shedding vertex* of G if $G - \{v\}$ is a plane triangulation. Let G be a plane triangulation with n vertices. A vertex sequence $\mathbf{a} = (a_1, \dots, a_n)$ is called a *shedding sequence* for G if a_i is a shedding vertex of $G_i(\mathbf{a})$ for all $i = 4, \dots, n$. We have the following technical lemma given in [FPP, §2], where it was used for an effective embedding of graphs.

Lemma 2.1 ([FPP]) *Let G be a plane triangulation. Then, for every boundary edge uv of G , there is a shedding sequence $\mathbf{a} = (a_1, \dots, a_n)$ for G , such that $u = a_1$ and $v = a_2$.*

We say that a *strictly* convex polygon $P \subset \mathbb{R}^2$ with edge e is *projectively convex* with respect to e if P is contained in a triangle having e as an edge. A shedding sequence $\mathbf{a} = (a_1, \dots, a_n)$ for a plane triangulation G is a *convex shedding sequence* if the region $\mathbf{F}(G_i(\mathbf{a}))$ is a projectively convex polygon with respect to the edge $a_1 a_2$ for all $i = 3, \dots, n$. A geometric embedding G' of G is *sequentially convex* if G' has a convex shedding sequence.

3. DRAWING THE TRIANGULATION ON A GRID

3.1. A Rational Embedding. First we address a much easier question: How does one obtain a sequentially convex embedding of G in \mathbb{Q}^2 (that is, with vertex coordinates *rational*)? We describe a simple construction that produces such an embedding. The method used to accomplish this easier task will provide part of the motivation and intuition behind the more involved method we will use to obtain a polynomially sized embedding in \mathbb{Z}^2 .

Theorem 3.1 *Let G be a plane triangulation with n vertices and boundary edge uv , and let $\mathbf{a} = (a_1, \dots, a_n)$ be a shedding sequence for G with $u = a_1$, $v = a_2$. Then G has a geometric embedding G' in \mathbb{Q}^2 , such that the corresponding sequence $\mathbf{a}' = (a'_1, \dots, a'_n)$ is a convex shedding sequence for G' .*

Proof. To simplify the proof, we make the stronger claim that the edge $a'_1 a'_2$ lies along the x -axis, with a'_1 to the left of a'_2 , and G' lies in the upper half-plane. We proceed by induction

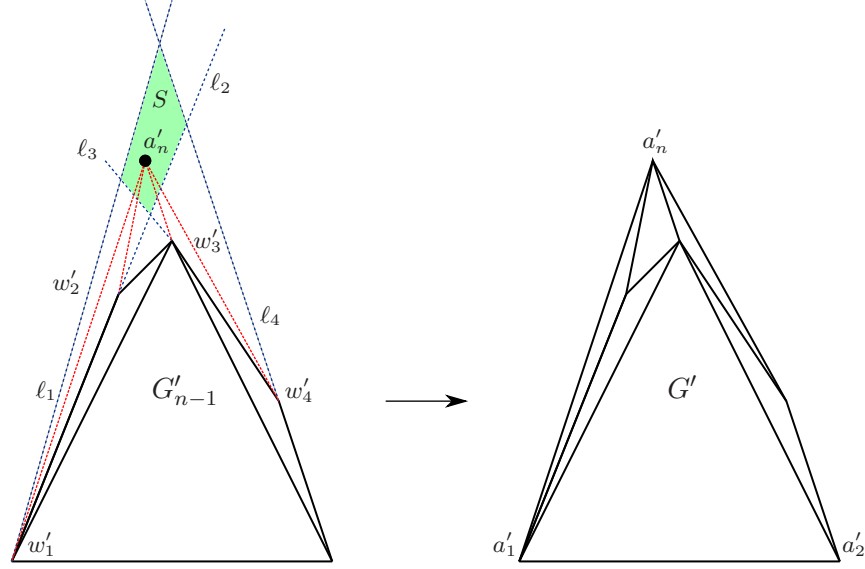


FIGURE 2. The new vertex a'_n , chosen as a rational point of the set S .

on n . If $n = 3$ then we may take the triangle with coordinates $a'_1 = (0, 0)$, $a'_2 = (2, 0)$, $a'_3 = (1, 1)$ as a sequentially convex embedding of G in \mathbb{Q}^2 .

If $n > 3$, then by the inductive hypothesis there is an embedding G'_{n-1} of G_{n-1} in \mathbb{Q}^2 such that (a'_1, \dots, a'_{n-1}) is a convex shedding sequence for G'_{n-1} , and furthermore $y(a'_1) = y(a'_2) = 0$, $x(a'_1) < x(a'_2)$, and G'_{n-1} lies in the upper half-plane. Let w_1, \dots, w_k denote the neighbors of a_n in G , and let w'_1, \dots, w'_k denote the corresponding vertices of G'_{n-1} , ordered from left to right. If $w'_1 \neq a'_1$, then let z'_1 denote the left boundary neighbor of w'_1 . Similarly, if $w'_k \neq a'_2$, let z'_2 denote the right boundary neighbor of w'_k .

For adjacent vertices u and v , we will denote the slope of the edge uv by $s(uv)$. Similarly, we will denote the slope of a line ℓ by $s(\ell)$. Consider the lines $\ell_1, \ell_2, \ell_3, \ell_4$ spanned by the edges $z'_1 w'_1$, $w'_1 w'_2$, $w'_{k-1} w'_k$, and $w'_k z'_2$, respectively. If $w'_1 = a'_1$, we may take ℓ_1 to be any non-vertical line passing through a'_1 , with slope satisfying $s(\ell_1) > s(\ell_2)$. Similarly, if $w'_k = a'_2$, we may take ℓ_4 to be any non-vertical line passing through a'_2 , with slope satisfying $s(\ell_3) > s(\ell_4)$.

Let $A_1, A_4 \subset \mathbb{R}^2$ denote the open half-planes below the lines ℓ_1 and ℓ_4 , respectively, and let A_2 and A_3 denote the open half-planes above the lines ℓ_2 and ℓ_3 , respectively. Since $\mathbf{F}(G'_{n-1})$ is projectively convex with respect to $a'_1 a'_2$, the slopes of the lines ℓ_i must satisfy $s(\ell_1) > s(\ell_2) > s(\ell_3) > s(\ell_4)$. Thus the region $S = A_1 \cap A_2 \cap A_3 \cap A_4$ is non-empty (see Figure 2). Since each set A_i is open, the set S is open, so we may choose a rational point in S , call it a'_n . For each $j = 1, \dots, k$ add a straight line segment e_j between a'_n and the vertex w'_j . Since a'_n lies in the region above the lines ℓ_2 and ℓ_3 , each line segment e_j will intersect G'_{n-1} only in the vertex w'_j .

Let G' denote the plane graph obtained from G'_{n-1} by adding the vertex a'_n and the edges e_j . Then G' is clearly a geometric embedding of $G_n = G$, such that each vertex a_i corresponds to a'_i , for $i = 1, \dots, n$. Furthermore, since a'_n lies in the region below the lines ℓ_1 and ℓ_4 , the region $\mathbf{F}(G')$ is projectively convex with respect to $a'_1 a'_2$. From this,

together with the fact that (a'_1, \dots, a'_{n-1}) is a convex shedding sequence for G'_{n-1} , we have that $\mathbf{a}' = (a'_1, \dots, a'_n)$ is a convex shedding sequence for G' . \square

3.2. The Shedding Tree of a Plane Triangulation. Now we address the problem of embedding the triangulation G on an integer grid. The idea behind our construction is roughly as follows. We start with a triangular base whose horizontal width is very large. We then show that, because this horizontal width is large enough, we may add each vertex in a manner similar to that used in the proof of Theorem 3.1, and we will always have enough room to find an acceptable integer coordinate. The crucial part of the construction is the careful method in which we add each new vertex. In particular, there are two distinct methods for adding the new vertex a_i , depending on whether $d_i(a_i) = 2$ or $d_i(a_i) > 2$. To facilitate the proper placement of the vertices a_i with $d_i(a_i) = 2$, we will appeal to a certain tree structure determined by the shedding sequence \mathbf{a} . We introduce the following definitions.

Let G be a plane triangulation with shedding sequence \mathbf{a} . We may assume that G is embedded geometrically as in Theorem 3.1. Proceeding recursively, we define a binary tree $T = T(G, \mathbf{a})$, such that the nodes of T are edges of G , and the edges of T correspond to faces of G .

Let ν_2 denote the edge of G containing vertices a_1, a_2 , and let T_2 be the tree consisting of the single node ν_2 . Now let $3 \leq i \leq n$, and let ν_i, ν'_i denote the boundary edges of $G_i(\mathbf{a})$ immediately to the left and right of a_i , respectively (this is well defined because G is embedded as in Theorem 3.1). Assume that we have already constructed T_{i-1} , and that all boundary edges of $G_{i-1}(\mathbf{a})$ are nodes of T_{i-1} . Let ξ, ξ' be the boundary edges of $G_{i-1}(\mathbf{a})$ such that ξ shares a face with ν_i , and ξ' shares a face with ν'_i .

Define $T_i = T_i(G, \mathbf{a})$ to be the tree obtained from T_{i-1} by adding ν_i and ν'_i as nodes, and adding the edges (ξ, ν_i) and (ξ', ν'_i) , designated *left* and *right*, respectively. Then clearly all boundary edges of $G_i(\mathbf{a})$ are vertices of T_i . Thus we have a recursively defined sequence of trees (T_2, T_3, \dots, T_n) , and nodes $(\nu_2, \nu_3, \nu'_3, \dots, \nu_n, \nu'_n)$, such that T_i has nodes $\nu_2, \nu_3, \nu'_3, \dots, \nu_i, \nu'_i$. We call the trees $T_i(G, \mathbf{a})$ the *shedding trees* of G , and we write $T = T_n$ (see Figure 3). Note that for all $i = 2, \dots, n$, we have $T_i(G, \mathbf{a}) = T(G_i(\mathbf{a}), (a_1, \dots, a_i))$.

Let $\mathcal{R} = \{i \in \{1, \dots, n\} \mid d_i(a_i) \leq 2\}$, and define a set of edges

$$E_{\mathcal{R}} = \{(\xi, \sigma) \in E(T) \mid \sigma = \nu_j \text{ or } \sigma = \nu'_j \text{ for some } j \notin \mathcal{R}\}.$$

Let $T_i^* = T_i^*(G, \mathbf{a})$ be the tree obtained from T_i by contracting all edges in $E(T_i) \cap E_{\mathcal{R}}$ (shown in blue in Figure 3). Note that each T_i^* is a *full* binary tree. We call the trees T_i^* the *reduced trees* of G , and we write $T^* = T_n^*$. If $d_i(a_i) = 2$ for all $i \geq 3$, then $T^* = T$.

A fundamental idea behind our integer grid embedding is that the reduced tree T^* contains all of the critical information needed for carrying out the embedding of G . For example, for each $i \in \mathcal{R} - \{1, 2\}$, the vertex a_i corresponds to an internal node of T^* (shown as large dots in Figure 3). Thus the structure of T^* tells us how to horizontally space the vertices a_i with $d_i(a_i) = 2$, and how to choose the slopes of the boundary edges adjacent to them. On the other hand, when adding vertices a_i with $d_i(a_i) > 2$, our construction will have the property that the boundary slopes will be perturbed only slightly, and the horizontal distances between vertices will only increase. Furthermore, throughout our entire construction the total horizontal width of the embedding will remain fixed.

Given a subsequence of $T_2^*, T_3^*, \dots, T_n^*$ consisting of the *distinct* reduced trees of G , there is a natural construction which produces a triangulation G^* and shedding sequence \mathbf{a}^* , such that the distinct reduced trees of G are exactly the shedding trees of G^* . This construction

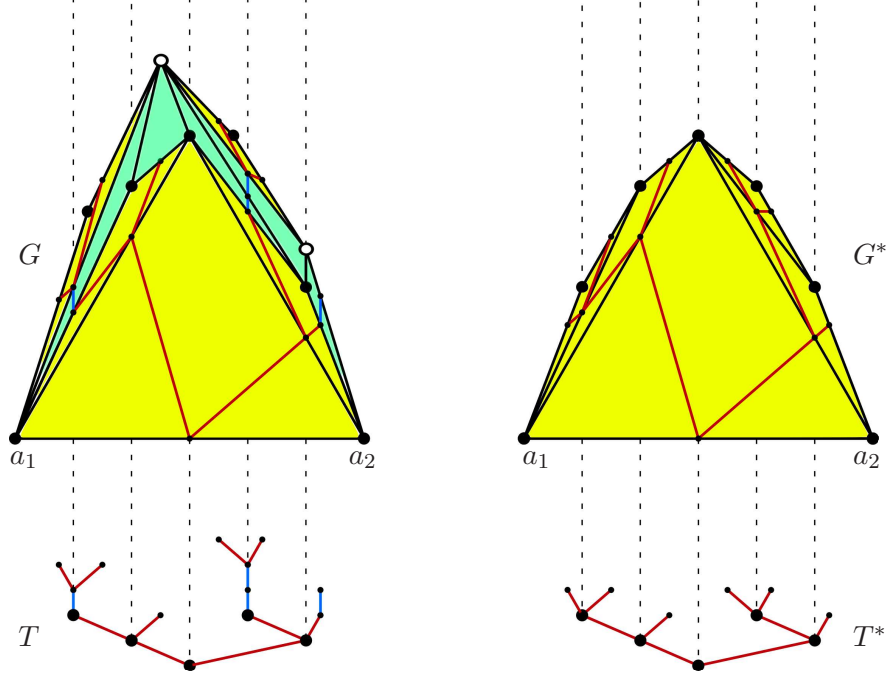


FIGURE 3. The triangulations G and G^* , together with corresponding trees T and T^* . Each node of T corresponds to an edge of G , and similarly for T^* and G^* . The tree T^* is obtained from T by contracting the blue edges. The large nodes of T are the internal nodes of T^* , and correspond to the vertices of G^* other than a_1 and a_2 .

is the content of the next lemma. That is, we will use Lemma 3.2 to define G^* precisely in Section 3.3. This lemma can also be thought of as a special instance of Theorem 3.3, in the case that $d_i(a_i) = 2$ for all $i \geq 3$.

Lemma 3.2 *Let $n \geq 3$, and let (t_2, \dots, t_n) be a sequence of full binary trees, such that t_{i-1} is a subtree of t_i , and t_i has $1 + 2(i - 2)$ nodes, for all $i = 2, \dots, n$. Then there is a sequentially convex plane triangulation H with n vertices, embedded in a $2(n - 2) \times \binom{n-1}{2}$ integer grid, and a convex shedding sequence \mathbf{a} for H , such that t_i is isomorphic to $T_i(H, \mathbf{a})$ for all $i = 2, \dots, n$.*

Proof. Let m and m' denote the number of internal nodes of t_n to the left and right of the root node, respectively. Note that $m + m' + 3 = n$. Without loss of generality we may assume $m \leq m'$. For $-m \leq k \leq m' + 1$, we define

$$x_k = k, \quad y_k = \binom{m' + 2}{2} - \binom{|k| + 1}{2}.$$

Additionally, we define

$$x_{-m-1} = -x_{m'+1}, \quad y_{-m-1} = 0.$$

Note that the n points (x_k, y_k) all lie on the (piecewise) parabola defined by

$$y = -\frac{x^2 + |x|}{2} + \frac{(m' + 2)(m' + 1)}{2}.$$

These points will serve as the vertices of the triangulation H (compare with the vertices of G^* in Figure 3).

For all $i = 3, \dots, n$, since t_i is full and contains two more nodes than t_{i-1} , it follows that t_i contains exactly one more internal node than t_{i-1} . Let (ξ_3, \dots, ξ_n) denote the sequence of internal nodes so obtained. Note that ξ_3 is the root node of all the trees t_i , and t_2 consists of the single node ξ_3 . The nodes of t_n may be linearly ordered by a depth-first search on t_n , such that left nodes are visited before right nodes. Call this order Ω . This restricts to a linear order on the internal nodes of t_n , which induces a permutation $\omega : \{3, \dots, n\} \rightarrow \{3, \dots, n\}$. That is, node ξ_i has position $\omega(i)$ in the order Ω . Then we define a sequence of points $\mathbf{a} = (a_1, a_2, \dots, a_n)$ by

$$\begin{aligned} a_1 &= (x_{-m-1}, y_{-m-1}), \\ a_2 &= (x_{m'+1}, y_{m'+1}), \\ a_i &= (x_{\omega(i)-m-3}, y_{\omega(i)-m-3}) \quad \text{for } 3 \leq i \leq n. \end{aligned}$$

For $i = 3, \dots, n$, let $\omega_i : \{3, \dots, i\} \rightarrow \{3, \dots, i\}$ denote the permutation induced by restricting the order Ω to the internal nodes (ξ_3, \dots, ξ_i) of t_i . Note that $\omega = \omega_n$. For each $i = 3, \dots, n$, we would like to determine the internal nodes of t_i that immediately precede and succeed ξ_i in the order ω_i . For this purpose, we define functions

$$f, g : \{3, \dots, n\} \rightarrow \{1, \dots, n\}$$

as follows.

$$\begin{aligned} f(i) &= \begin{cases} \omega_i^{-1}(\omega_i(i) - 1) & \text{if } \omega_i(i) > 3, \\ 1 & \text{otherwise} \end{cases} \\ g(i) &= \begin{cases} \omega_i^{-1}(\omega_i(i) + 1) & \text{if } \omega_i(i) < i, \\ 2 & \text{otherwise.} \end{cases} \end{aligned}$$

We may now define a sequence of plane triangulations H_1, \dots, H_n recursively. Let H_1 consist of the single vertex a_1 , and let H_2 consist of the vertices a_1, a_2 and the line segment a_1a_2 . Now let $3 \leq i \leq n$, and suppose we have constructed H_{i-1} . We obtain H_i by adding the vertex a_i and the line segments $a_i a_{f(i)}$ and $a_i a_{g(i)}$ to H_{i-1} . This completes the construction of the graphs H_2, \dots, H_n . We write $H = H_n$.

We now check that $\mathbf{a} = (a_1, \dots, a_n)$ is a convex shedding sequence for H . By construction, we have immediately that H_i is a plane triangulation with $H_{i-1} = H_i - \{a_i\}$ for all $i = 2, \dots, n$, and furthermore $d_i(a_i) = 2$ for all $i \geq 3$. For $k \geq -m$, the slope of the edge between adjacent vertices (x_k, y_k) and (x_{k+1}, y_{k+1}) of H is

$$\frac{y_{k+1} - y_k}{x_{k+1} - x_k} = \binom{|k| + 1}{2} - \binom{|k + 1| + 1}{2} = \begin{cases} -(k + 1) & \text{if } k \geq 0, \\ -k & \text{if } k < 0. \end{cases}$$

Additionally, the slope of the edge between (x_{-m-1}, y_{-m-1}) and (x_{-m}, y_{-m}) is

$$\begin{aligned} \frac{y_{-m} - y_{-m-1}}{x_{-m} - x_{-m-1}} &= \frac{y_{-m}}{-m + (m' + 1)} = \frac{1}{m' - m + 1} \left[\binom{m' + 2}{2} - \binom{m + 1}{2} \right] \\ &= \frac{(m' + 2)(m' + 1) - (m + 1)m}{2(m' - m + 1)} = \frac{(m' - m + 1)(m' + m + 2)}{2(m' - m + 1)} \\ &= \frac{m' + m + 2}{2} \geq \frac{m + m + 2}{2} = m + 1. \end{aligned}$$

Thus the boundary edge slopes of H are strictly decreasing from left to right. Since $d_i(a_i) = 2$ for all $i \geq 3$, this implies that the boundary edge slopes of each H_i are also strictly decreasing from left to right. It follows that $\mathbf{F}(H_i)$ is projectively convex, for all $i \geq 3$. Hence \mathbf{a} is a convex shedding sequence for H .

To see that t_i is isomorphic to $T_i(H, \mathbf{a})$ for all $i = 2, \dots, n$, we construct an explicit isomorphism. We define a map $\psi_2 : t_2 \rightarrow T_2(H, \mathbf{a})$ by $\psi_2(\xi_3) = a_{f(3)}a_{g(3)} = a_1a_2$, which is trivially an isomorphism. For $i \geq 3$, and $j = 3, \dots, i$, let ξ_j^- and ξ_j^+ denote the left and right child, respectively, of the internal node ξ_j of t_i . We define a map $\psi_i : t_i \rightarrow T_i(H, \mathbf{a})$ by

$$\begin{aligned} \psi_i(\xi_j) &= a_{f(j)}a_{g(j)}, \\ \psi_i(\xi_j^-) &= a_ja_{f(j)}, \\ \psi_i(\xi_j^+) &= a_ja_{g(j)} \quad \text{for } j = 3, \dots, i. \end{aligned}$$

From the definition of the order Ω and the resulting functions f and g , it is straightforward to check that ψ_i is well-defined and bijective. Since the triangle $(a_ja_{f(j)}a_{g(j)})$ is a face of H_j for all $j = 3, \dots, i$, the pairs $(a_{f(j)}a_{g(j)}, a_ja_{f(j)})$ and $(a_{f(j)}a_{g(j)}, a_ja_{g(j)})$ are edges of $T_i(H, \mathbf{a})$. Thus ψ_i is clearly a tree isomorphism. We may think of ψ_n as providing a correspondence between the internal node ξ_i and the vertex a_i (whose neighbors in H_i are $a_{f(i)}$ and $a_{g(i)}$), for all $i = 3, \dots, n$ (see Figure 3).

Finally, the width of the grid is

$$x_{m'+1} - x_{-m-1} = 2x_{m'+1} = 2(m' + 1) \leq 2(n - 2),$$

and the height of the grid is

$$y_0 = \binom{m' + 2}{2} \leq \binom{n - 1}{2}.$$

Therefore H is embedded in an integer grid of size $2(n - 2) \times \binom{n-1}{2}$. \square

3.3. The Integer Grid Embedding. Given a plane triangulation G with n vertices and shedding sequence \mathbf{a} , let $t_i = T_i^*(G, \mathbf{a})$ denote the reduced trees of G . Let ρ denote the unique increasing bijection from \mathcal{R} to $\{1, \dots, R\}$, where \mathcal{R} is the subset of $\{1, \dots, n\}$ defined above, and $R = |\mathcal{R}|$. Note that $1, 2, 3 \in \mathcal{R}$, so $\rho(1) = 1, \rho(2) = 2, \rho(3) = 3$. Define a map $h : \{1, \dots, n\} \rightarrow \{1, \dots, R\}$ by taking $h(i)$ to be the unique index for which

$$\rho^{-1}(h(i)) \leq i < \rho^{-1}(h(i) + 1).$$

(We require the inequality on the right to hold only when $h(i) + 1 \leq R$.) In particular, if $i \in \mathcal{R}$ then $h(i) = \rho(i)$.

The sequence of distinct trees $t_{\rho^{-1}(1)}, \dots, t_{\rho^{-1}(R)}$ satisfies the hypotheses of Lemma 3.2. Therefore we let G^* denote the sequentially convex triangulation constructed from this sequence of trees as in Lemma 3.2. That is, G^* is the triangulation H in the notation of the lemma, and G^* has the exact vertex coordinates given in the lemma. We let $\mathbf{a}^* = (a_1^*, \dots, a_R^*)$ denote the corresponding convex shedding sequence of G^* produced by Lemma 3.2. We also define $G_i^* = G_i^*(\mathbf{a}^*)$ for all $i = 1, \dots, R$, so in particular $G_R^* = G^*$. We call the G_i^* the *reduced triangulations* of G (see Figure 3). Note that each vertex a_i^* has degree 2 in G_i^* . So we may think of G^* as being obtained from G by “throwing away” all vertices a_i for which $d_i(a_i) > 2$. It was this property that originally motivated our definition of G^* .

As we will see, the triangulation G^* will tell us exactly how to add vertices of degree 2, in our construction of a sequentially convex embedding of G . A particular property of the

reduced triangulations makes this possible. Namely, for any boundary edge e of G_i , there is a *corresponding boundary edge* e^* of $G_{h(i)}^*$, which we define as follows. First note that from the definitions, the trees $T_{h(i)}(G^*, \mathbf{a}^*)$ and $T_i^*(G, \mathbf{a})$ are isomorphic. Thus we may think of an edge of $G_{h(i)}^*$ (which is a node of $T_{h(i)}(G^*, \mathbf{a}^*)$) as a node of $T_i^*(G, \mathbf{a})$. So for a boundary edge e of G_i , we denote by e^* the unique boundary edge of $G_{h(i)}^*$ (thought of as a node of $T_i^*(G, \mathbf{a})$), that is identified with the node e of $T_i(G, \mathbf{a})$ upon contracting the edges in the set $E_{\mathcal{R}}$.

Theorem 3.3 *Let G be a plane triangulation with n vertices and boundary edge uv , and let $\mathbf{a} = (a_1, \dots, a_n)$ be a shedding sequence for G with $u = a_1$, $v = a_2$. Then G has a geometric embedding G' in a $4n^3 \times 8n^5$ integer grid, such that the corresponding sequence $\mathbf{a}' = (a'_1, \dots, a'_n)$ is a convex shedding sequence for G' .*

Proof. We recursively construct a sequence of graphs G'_1, \dots, G'_n , and a sequence of vertices a'_1, \dots, a'_n , such that each G'_i is a geometric embedding of G_i with convex shedding sequence $\mathbf{a}' = (a'_1, \dots, a'_i)$, where a'_i is the vertex of G' corresponding to a_i . Let G_i^* denote the reduced triangulations of G , and let $\mathbf{a}^* = (a_1^*, \dots, a_R^*)$ denote the corresponding shedding sequence for G^* . Let m' denote the number of vertices of G^* lying between a_3^* and a_2^* , and m the number of vertices lying between a_1^* and a_3^* . Then $m' + m + 3 = n$. Without loss of generality we may assume that $m \leq m'$.

For points $v_1, v_2 \in \mathbb{R}^2$ and $e = v_1v_2$ the line segment between them, we write

$$x(e) = |x(v_1) - x(v_2)| \quad \text{and} \quad y(e) = |y(v_1) - y(v_2)|.$$

We first scale G^* to obtain a much larger triangulation, which we will use to construct the triangulations G'_i . We choose the scaling factors large enough so that we will have “enough room” to carry out our constructions. Specifically, let $\alpha = 2n^2 + n + 1$ and $\beta = 2n\alpha$. We define Z_i to be the result of scaling G_i^* by a factor of α in the x dimension and β in the y dimension. That is, for each $i = 1, \dots, R$, we define $z_i = (\alpha x(a_i^*), \beta y(a_i^*))$. Then $\mathbf{z} = (z_1, \dots, z_R)$ is the shedding sequence for Z_R corresponding to \mathbf{a}^* . We write $Z = Z_R$.

Since $G'_i \sim G_i$ (as we verify below) the edges of G'_i and G_i are in correspondence. Thus every boundary edge e of G'_i has a *corresponding boundary edge* e^* of $G_{h(i)}^*$, as defined above. We then write $Z(e)$ for the edge of $Z_{h(i)}$ corresponding to e^* . Note that if e^* has slope s , then $Z(e)$ has slope $\frac{\beta}{\alpha}s$. In particular, since $m' + 1$ is the largest magnitude of the slope of any edge of G^* , we see that $\frac{\beta}{\alpha}(m' + 1) = 2n(m' + 1)$ is the largest magnitude of the slope of any edge of Z . Let M denote this slope, and note that $M \leq 2n^2$. Note also that the absolute difference of two boundary edge slopes of Z is at least $\frac{\beta}{\alpha} = 2n$. It follows immediately that for each $i = 1, \dots, R$, the absolute difference of two boundary edge slopes of Z_i is at least $2n$.

Define $a'_1 = z_1$ and $a'_2 = z_2$. Take G'_1 to consist of the single vertex a'_1 , and take G'_2 to consist of the vertices a'_1, a'_2 , together with the line segment $a'_1a'_2$. Now let $3 \leq i \leq n$, and suppose we have constructed G'_{i-1} . To define a'_i , we consider two cases, namely whether $d_i(a_i) = 2$ or $d_i(a_i) > 2$.

Construction of a'_i , in the case $d_i(a_i) > 2$. If $d_i(a_i) > 2$, then let w_1, \dots, w_k denote the neighbors of a_i in G_i , and let w'_1, \dots, w'_k denote the corresponding vertices of G'_{i-1} , ordered from left to right. Let s denote the slope of the edge $w'_1w'_2$, and u the slope of the edge $w'_{k-1}w'_k$. Let ℓ_s denote the line of slope s containing the point w'_1 , and ℓ_u the line of slope u containing the point w'_k . We denote by (\bar{x}, \bar{y}) the point of intersection of the lines ℓ_s and ℓ_u .

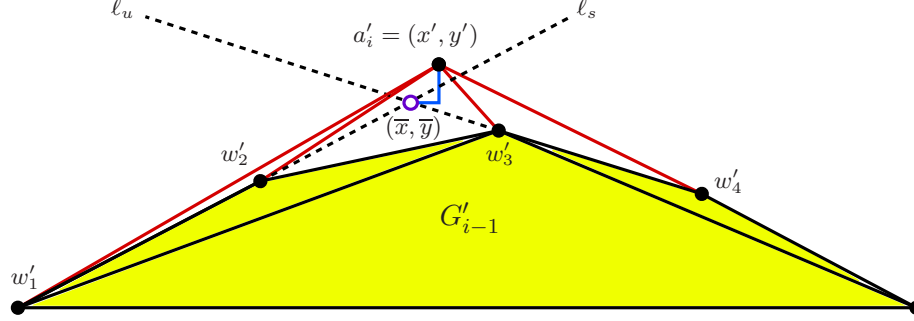


FIGURE 4. The construction of vertex a'_i when $d_i(a_i) > 2$. In this example, $d_i(a_i) = 4$.

Let $x' = \lceil \bar{x} \rceil$ and $\gamma = x' - \bar{x}$, and let $y' = \lceil \bar{y} \rceil + \lfloor \gamma s \rfloor + 1$. We now define $a'_i = (x', y')$ (see Figure 4). We obtain G'_i from G'_{i-1} by adding the vertex a'_i , together with all line segments between a'_i and the vertices w'_1, \dots, w'_k .

Construction of a'_i , in the case $d_i(a_i) = 2$. If $d_i(a_i) = 2$, then let Δ be the triangle of Z_i containing $z_{\rho(i)}$. Let w_1, w_2 denote the boundary neighbors of a_i in G_i , and let w'_1, w'_2 denote the corresponding vertices of G'_{i-1} , so that w'_1 lies to the left of w'_2 . We are going to construct a triangle Δ' , such that Δ' is the image of Δ under an affine map which is the composition of a uniform scaling and a translation. Furthermore, we will place Δ' in a specific position with respect to the triangulation G'_{i-1} . In particular, if v_1, v_2, v_3 denote the vertices of Δ' , we require that $x(v_1) = x(w'_1)$, $v_2 = w'_2$, and $x(v_1) < x(v_3) < x(v_2)$ (see Figure 5). It is easily verified that these conditions, together with the requirement that Δ' is a scaled, translated copy of Δ , determine the vertices v_1, v_2, v_3 of Δ' uniquely.

To define the new vertex a'_i , we start by applying a vertical shearing to the triangle Δ' , namely the unique shearing that fixes $v_2 = w'_2$ and maps v_1 to w'_1 . We will denote the image of v_3 under this shearing by \bar{v}_3 . So in terms of the vertices of $Z_{\rho(i)}$ and G'_{i-1} , the point \bar{v}_3 is defined as follows.

Let $\eta = y(v_1) - y(w'_1)$. Let b_1 and b_2 denote the left and right boundary neighbors, respectively, of $z_{\rho(i)}$ in $Z_{\rho(i)}$. Notice that the edge $b_1 b_2 = Z(w'_1 w'_2)$ is a boundary edge of $Z_{h(i-1)}$. We will define a ratio κ , which describes how far away $z_{\rho(i)}$ is from b_2 , in the x direction. That is, we define

$$\kappa = \frac{x(b_2) - x(z_{\rho(i)})}{x(b_2) - x(b_1)}.$$

We may now define $\bar{v}_3 = (x(v_3), y(v_3) - \kappa\eta)$.

Note that z_3 is the apex of Z_i for all $i = 1, \dots, R$, and $x(z_3) = \alpha x(a_3^*) = \alpha \cdot 0 = 0$. So if $x(z_{\rho(i)}) < 0$ then $x(z_{\rho(i)})$ lies to the left of the apex of Z_i , and if $x(z_{\rho(i)}) > 0$ then $z_{\rho(i)}$ lies to the right of the apex. With this understanding, we let

$$v'_3 = \begin{cases} (\lfloor x(\bar{v}_3) \rfloor, \lceil y(\bar{v}_3) \rceil) & \text{if } x(z_{\rho(i)}) \leq 0, \\ (\lceil x(\bar{v}_3) \rceil, \lceil y(\bar{v}_3) \rceil) & \text{if } x(z_{\rho(i)}) > 0. \end{cases}$$

We now define $a'_i = v'_3$. We obtain G'_i from G'_{i-1} by adding the vertex a'_i and the two line segments between a'_i and the vertices w'_1, w'_2 .

Verification of the construction. We have now explicitly described the construction. It remains to show that the above constructions actually produce a *convex* shedding sequence

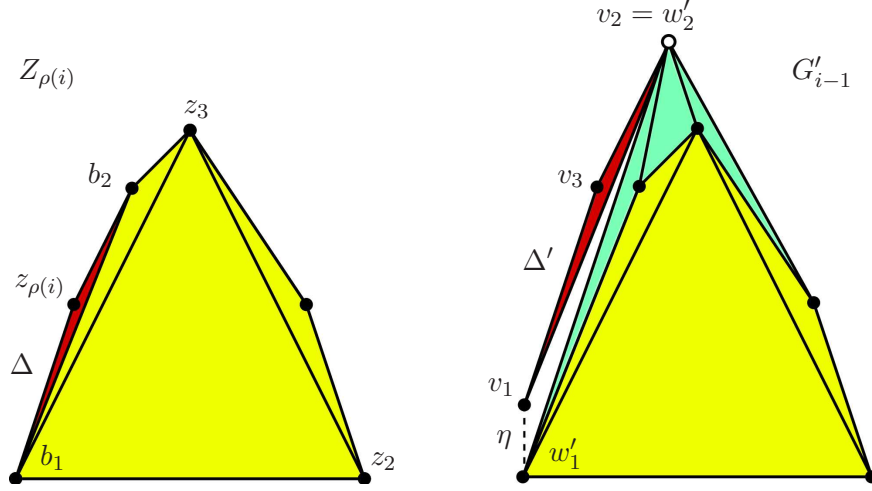


FIGURE 5. The first stage of the construction of vertex a'_i when $d_i(a_i) = 2$. The red triangles Δ and Δ' differ by a uniform scaling and a translation.

$\mathbf{a}' = (a'_1, \dots, a'_n)$ for G' , and that G' lies in the grid size indicated. Clearly, the horizontal width of the grid remains constant throughout the construction. Specifically, the triangulations G'_1, G'_2, \dots, G'_n all have the same width $\alpha 2(n-2)$, which is the width of the Z_i . So to show that the construction is sequentially convex, and that the bound on the height of G' is correct, we will calculate how the boundary slopes are modified when we add the new vertex a'_i in the two cases $d_i(a_i) = 2$ and $d_i(a_i) > 2$.

For each $3 \leq i \leq n$, let $\mathcal{P}(i)$ denote the conjunction of the following three properties, that we wish to show:

- $\mathcal{P}(i, 1)$. For every boundary edge e of G'_i , we have $x(e) \geq x(Z(e))$.
- $\mathcal{P}(i, 2)$. For every boundary edge e of G'_i , the slopes of e and $Z(e)$ differ by at most i .
- $\mathcal{P}(i, 3)$. $G'_i \sim G_i$ and G'_i has convex shedding sequence (a'_1, \dots, a'_i) .

To prove $\mathcal{P}(i)$ for each $i = 3, \dots, n$, we proceed by induction on i .

For $i = 3$, note that $a'_1 = z_1$, $a'_2 = z_2$, and the vertex a'_3 is chosen so that in particular the triangle $(a'_1 a'_2 a'_3)$ is a scaling of the triangle $(z_1 z_2 z_3) = \mathbf{F}(Z_3)$. This implies that $a'_3 = z_3$. Thus $G'_3 = Z_3$, which immediately establishes $\mathcal{P}(3)$.

Now let $i > 3$, and suppose that $\mathcal{P}(i-1)$ holds. As in the construction, we consider separately the cases $d_i(a_i) > 2$ and $d_i(a_i) = 2$.

Verification of $\mathcal{P}(i)$ in the case $d_i(a_i) > 2$. Clearly, we have $Z(w'_1 a'_i) = Z(w'_1 w'_2)$ and $Z(a'_i w'_k) = Z(w'_{k-1} w'_k)$. Note that $x(w'_2) \leq \bar{x} \leq x(w'_{k-1})$, and thus $x(w'_2) \leq x(a'_i) \leq x(w'_{k-1})$. Therefore

$$x(w'_1 a'_i) = x(a'_i) - x(w'_1) \geq x(w'_2) - x(w'_1) = x(w'_2 w'_1) \geq x(Z(w'_2 w'_1)) = x(Z(w'_1 a'_i)),$$

where the last inequality follows from $\mathcal{P}(i-1, 1)$. Similarly, we have $x(a'_i w'_2) \geq x(Z(a'_i w'_2))$. Thus $\mathcal{P}(i, 1)$ holds.

We now show that the slopes of the boundary edges of G'_i containing a'_i differ only slightly from the slopes s and u defined in the above construction. That is, let s' denote the slope of the line passing through w'_1 and $a'_i = (x', y')$, and let u' denote the slope of the line passing

through a'_i and w'_k . Since

$$y' - \bar{y} = (\lceil \bar{y} \rceil - y) + \lfloor \gamma s \rfloor + 1 \geq \lfloor \gamma s \rfloor + 1 > \gamma s,$$

we clearly have $s' - s > 0$. On the other hand,

$$\begin{aligned} s' - s &= \frac{y' - y(w'_1)}{\bar{x} + \gamma - x(w'_1)} - s = \frac{y' - y(w'_1) - (\bar{x} - x(w'_1))s - \gamma s}{\bar{x} + \gamma - x(w'_1)} = \frac{(y' - \bar{y}) - \gamma s}{\bar{x} + \gamma - x(w'_1)} \\ &= \frac{(\lceil \bar{y} \rceil - y) + (\lfloor \gamma s \rfloor - \gamma s) + 1}{\bar{x} + \gamma - x(w'_1)} < \frac{2}{\bar{x} + \gamma - x(w'_1)} \leq \frac{2}{\bar{x} - x(w'_1)} \leq \frac{2}{x(w'_2) - x(w'_1)} \\ &\leq \frac{2}{x(Z(w'_2 w'_1))} \leq \frac{2}{\alpha} \leq 1. \end{aligned}$$

In the last line we have used $\mathcal{P}(i-1, 1)$.

Since $s > u$, we have $y' - \bar{y} > \gamma s > \gamma u$. From this, together with the fact that $x' \geq \bar{x}$, it follows that $u - u' > 0$. By $\mathcal{P}(i-1, 2)$, we have $|s| \leq M + (i-1)$. Thus

$$\begin{aligned} u - u' &= \frac{y(w'_k) - \bar{y}}{x(w'_k) - \bar{x}} - \frac{y(w'_k) - y'}{x(w'_k) - x'} \leq \frac{y(w'_k) - \bar{y}}{x(w'_k) - x'} - \frac{y(w'_k) - y'}{x(w'_k) - x'} = \frac{y' - \bar{y}}{x(w'_k) - x'} \\ &= \frac{(\lceil \bar{y} \rceil - \bar{y}) + \lfloor \gamma s \rfloor + 1}{x(w'_k) - x'} < \frac{|s| + 2}{x(w'_k) - x'} \leq \frac{|s| + 2}{x(w'_k) - x(w'_{k-1})} \leq \frac{|s| + 2}{x(Z(w'_{k-1} w'_k))} \\ &\leq \frac{|s| + 2}{\alpha} \leq \frac{M + (i-1) + 2}{\alpha} \leq \frac{2n^2 + i + 1}{\alpha} \leq \frac{2n^2 + n + 1}{\alpha} = 1. \end{aligned}$$

In the second line we have used $\mathcal{P}(i-1, 1)$.

Let $Z(s)$ denote the slope of the edge $Z(w'_1 w'_2)$, and let $Z(u)$ denote the slope of $Z(w'_{k-1} w'_k)$. By $\mathcal{P}(i-1, 2)$, we have $|s - Z(s)| \leq i-1$ and $|u - Z(u)| \leq i-1$. Thus

$$|s' - Z(s)| \leq |s' - s| + |s - Z(s)| \leq 1 + (i-1) = i,$$

and similarly $|u' - Z(u)| \leq i$, so $\mathcal{P}(i, 2)$ holds.

Since $s' - s > 0$ and $u - u' > 0$, each line segment $a'_i w'_j$ intersects G'_{i-1} only in the vertex w'_j , for all $j = 1, \dots, k$. Thus G'_i is a plane triangulation, and $G'_i \sim G_i$. It remains to show that $\mathbf{F}(G'_i)$ is projectively convex, in order to establish $\mathcal{P}(i, 3)$. To do this, we will show that when the slope s is changed to s' for example, convexity is preserved at the vertex w'_1 . That is, the slope s' , while greater than s , is still less than the slope of the boundary edge to the left of $w'_1 w'_2$.

Let \hat{s} denote the slope of the boundary edge of G'_i adjacent and to the left of w'_1 , if such an edge exists, and let \hat{u} denote the slope of the boundary edge of G'_i adjacent and to the right of w'_k , if such an edge exists. Let $Z(\hat{s})$ and $Z(\hat{u})$ denote the boundary slopes of $Z_{h(i-1)}$ corresponding to \hat{s} and \hat{u} , respectively. By $\mathcal{P}(i-1, 2)$, we have $s - Z(s) < i-1$ and $Z(\hat{s}) - \hat{s} < i-1$. Thus

$$\begin{aligned} \hat{s} - s &= (\hat{s} - Z(s)) - (s - Z(s)) \geq (\hat{s} - Z(s)) - (i-1) \\ &= (Z(\hat{s}) - Z(s)) - (Z(\hat{s}) - \hat{s}) - (i-1) \geq (Z(\hat{s}) - Z(s)) - 2(i-1) \\ &\geq 2n - 2i + 2 \geq 2. \end{aligned}$$

We conclude that

$$\hat{s} - s' = (\hat{s} - s) - (s' - s) \geq (\hat{s} - s) - 1 \geq 2 - 1 = 1 > 0.$$

An analogous calculation shows that $u' - \hat{u} > 0$. Thus w'_1 and w'_k are convex vertices of G'_i . Because the region $\mathbf{F}(G'_{i-1})$ is projectively convex by $\mathcal{P}(i-1, 3)$, we conclude that $\mathbf{F}(G'_i)$ is projectively convex. The sequence (a'_1, \dots, a'_{i-1}) is a convex shedding sequence for

G'_{i-1} by $\mathcal{P}(i-1, 3)$, hence (a'_1, \dots, a'_i) is a convex shedding sequence for G'_i . Thus $\mathcal{P}(i, 3)$ holds. We have now established $\mathcal{P}(i)$ in the case that $d_i(a_i) > 2$.

Verification of $\mathcal{P}(i)$ in the case $d_i(a_i) = 2$. First note that by $\mathcal{P}(i-1, 1)$, we have

$$x(v_1 v_2) = x(w'_1 w'_2) \geq x(Z(w'_1 w'_2)) = x(b_1 b_2).$$

This implies that $x(w'_1 \overline{v_3}) = x(v_1 v_3) \geq x(b_1 z_{\rho(i)})$, because Δ' is a scaled, translated copy of Δ . Since $x(a'_i) = \lfloor x(\overline{v_3}) \rfloor$, and $x(b_1 z_{\rho(i)})$ and $x(w'_1)$ are integers, we also have

$$x(w'_1 a'_i) \geq x(b_1 z_{\rho(i)}) = x(Z(w'_1 a'_i)).$$

Similarly, we obtain $x(a'_i w'_2) \geq x(z_{\rho(i)} b_2) = x(Z(a'_i w'_2))$. Thus $\mathcal{P}(i, 1)$ holds.

We now consider two relevant slopes in the construction of G'_i . Let r denote the slope of the edge $w'_1 w'_2$ of G'_{i-1} , and let $Z(r)$ denote the slope of the corresponding edge $Z(w'_1 w'_2) = b_1 b_2$ of $Z_{h(i-1)}$. Since the triangle Δ' is a scaled, translated copy of Δ , we see that $Z(r)$ is also the slope of the edge $v_1 v_2$ of Δ' . Let $\varepsilon = r - Z(r)$, and note that

$$\varepsilon = \frac{y(w'_2) - y(w'_1)}{x(w'_2) - x(w'_1)} - \frac{y(v_2) - y(v_1)}{x(v_2) - x(v_1)} = \frac{y(w'_2) - y(w'_1)}{x(v_2) - x(v_1)} - \frac{y(w'_2) - y(v_1)}{x(v_2) - x(v_1)} = \frac{\eta}{x(v_2) - x(v_1)}.$$

We consider another important pair of slopes arising in the construction of G'_i , together with the corresponding pair of slopes of $Z_{\rho(i)}$. Specifically, let q_1 and q_2 denote the slopes of the line segments $v_1 v_3$ and $v_3 v_2$, respectively. Since Δ' is a scaled, translated copy of Δ , these slopes q_1 and q_2 are also the slopes of the boundary edges $b_1 z_{\rho(i)}$ and $z_{\rho(i)} b_2$ of $Z_{\rho(i)}$, respectively. Let $\overline{q_1}$ and $\overline{q_2}$ denote the slopes of the line segments $\overline{v_3} w'_1$ and $\overline{v_3} w'_2$, respectively. We may think of $\overline{q_1}$ and $\overline{q_2}$ as *modifications* of the slopes q_1 and q_2 , which arise from replacing the vertices v_1 and v_3 of Δ' with the vertices w'_1 and $\overline{v_3}$, respectively. A consequence of our definitions is that $\overline{q_1} - q_1 = \overline{q_2} - q_2 = \varepsilon$. Indeed,

$$\begin{aligned} \overline{q_1} - q_1 &= \frac{y(\overline{v_3}) - y(w'_1)}{x(\overline{v_3}) - x(w'_1)} - \frac{y(v_3) - y(v_1)}{x(v_3) - x(v_1)} = \frac{y(\overline{v_3}) - y(w'_1)}{x(v_3) - x(v_1)} - \frac{y(v_3) - y(v_1)}{x(v_3) - x(v_1)} \\ &= \frac{(y(v_1) - y(w'_1)) + (y(\overline{v_3}) - y(v_3))}{x(v_3) - x(v_1)} = \frac{\eta - \kappa\eta}{x(v_3) - x(v_1)} = (1 - \kappa) \frac{\eta}{x(v_3) - x(v_1)} \\ &= \frac{x(z_{\rho(i)}) - x(b_1)}{x(b_2) - x(b_1)} \cdot \frac{\eta}{x(v_3) - x(v_1)} = \frac{x(v_3) - x(v_1)}{x(v_2) - x(v_1)} \cdot \frac{\eta}{x(v_3) - x(v_1)} \\ &= \frac{\eta}{x(v_2) - x(v_1)} = \varepsilon. \end{aligned}$$

In the third line, we have used the fact that Δ' is a scaled, translated copy of Δ . An analogous calculation shows that $\overline{q_2} - q_2 = \varepsilon$.

The result is that if ε is the difference between a current boundary slope r of G'_{i-1} and the corresponding boundary slope $Z(r)$ of $Z_{h(i-1)}$, then this difference is propagated, but not increased, by the addition of a'_i . That is, the slopes of the boundary edges of G'_i adjacent to a'_i will differ by ε from the corresponding boundary slopes of $Z_{\rho(i)}$.

We now investigate how the slopes $\overline{q_1}$ and $\overline{q_2}$ change when we move $\overline{v_3}$ to the integer point $v'_3 = a'_i$. We may assume without loss of generality that $x(z_{\rho(i)}) < 0$, and hence that $a'_i = (\lfloor x(v_3) \rfloor, \lceil y(v_3) \rceil)$, as the other case is treated identically. We will let q'_1 and q'_2 denote the slopes that result from replacing $\overline{v_3}$ with $v'_3 = a'_i$. That is, let q'_1 be the slope of the line passing through a'_i and w'_1 , and let q'_2 be the slope of the line passing through a'_i and w'_2 .

Since $z_{\rho(i)}$ lies to the left of the apex of $Z_{\rho(i)}$, the vertex a'_i lies below and to the left of the apex of G'_i . Therefore we clearly have $q'_1 - \overline{q_1} > 0$ and $\overline{q_2} - q'_2 > 0$. By $\mathcal{P}(i-1, 2)$, we have $|\varepsilon| < i-1$. Therefore we obtain

$$\begin{aligned} q'_1 - \overline{q_1} &= \frac{[y(\overline{v_3})] - y(w'_1)}{[x(\overline{v_3})] - x(w'_1)} - \overline{q_1} < \frac{y(\overline{v_3}) - y(w'_1) + 1}{x(\overline{v_3}) - x(w'_1) - 1} - \overline{q_1} \\ &= \frac{y(\overline{v_3}) - y(w'_1) + 1 - (x(\overline{v_3}) - x(w'_1))\overline{q_1} + \overline{q_1}}{x(\overline{v_3}) - x(w'_1) - 1} = \frac{1 + \overline{q_1}}{x(\overline{v_3}) - x(w'_1) - 1} = \frac{1 + \overline{q_1}}{x(v_3) - x(v_1) - 1} \\ &\leq \frac{1 + \overline{q_1}}{x(z_{\rho(i)}) - x(b_1) - 1} \leq \frac{1 + \overline{q_1}}{\alpha - 1} = \frac{1 + q_1 + \varepsilon}{\alpha - 1} \leq \frac{1 + M + \varepsilon}{\alpha - 1} \leq \frac{1 + M + (i-1)}{\alpha - 1} \\ &\leq \frac{2n^2 + n}{\alpha - 1} = 1. \end{aligned}$$

In the third line we have used the fact that $x(v_3) - x(v_1) \geq x(z_{\rho(i)}) - x(b_1)$, which we demonstrated above in order to establish $\mathcal{P}(i, 1)$. An analogous calculation shows that $\overline{q_2} - q'_2 < 1$.

We may now compute

$$|q'_1 - q_1| \leq |q'_1 - \overline{q_1}| + |\overline{q_1} - q_1| = |q'_1 - \overline{q_1}| + \varepsilon < 1 + \varepsilon \leq 1 + (i-1) = i.$$

An identical calculation shows that $|q'_2 - q_2| \leq i$. Note that q'_1 is the slope of the boundary edge $w'_1 a'_i$ of G'_i and q_1 is the slope of the edge $b_1 z_{\rho(i)} = Z(w'_1 a'_i)$, and similarly for q'_2 and q_2 . This establishes $\mathcal{P}(i, 2)$.

From the construction of a'_i it is clear that the line segments $w'_1 a'_i$ and $a'_i w'_2$ intersect G'_{i-1} only in the vertices w'_1 and w'_2 . Thus G'_i is a plane triangulation, and $G'_i \sim G_i$. To show that $\mathbf{F}(G'_i)$ is projectively convex, we carry out a calculation similar to that of the $d_i(a_i) > 2$ case.

Let \hat{q}_1 denote the slope of the boundary edge of G'_i adjacent and to the left of w'_1 , if such an edge exists, and let \hat{q}_2 denote the slope of the boundary edge of G'_i adjacent and to the right of w'_2 , if such an edge exists. Let $Z(\hat{q}_1)$ and $Z(\hat{q}_2)$ denote the boundary slopes of $Z_{h(i-1)}$ corresponding to \hat{q}_1 and \hat{q}_2 , respectively. By $\mathcal{P}(i-1, 2)$, we have $\overline{q_1} - q_1 = \varepsilon \leq i-1$ and $Z(\hat{q}_1) - \hat{q}_1 \leq i-1$. Thus

$$\begin{aligned} \hat{q}_1 - \overline{q_1} &= (\hat{q}_1 - q_1) - (\overline{q_1} - q_1) \geq (\hat{q}_1 - q_1) - (i-1) \\ &= (Z(\hat{q}_1) - q_1) - (Z(\hat{q}_1) - \hat{q}_1) - (i-1) \geq (Z(\hat{q}_1) - q_1) - 2(i-1) \\ &\geq 2n - 2i + 2 \geq 2. \end{aligned}$$

We conclude that

$$\hat{q}_1 - q'_1 = (\hat{q}_1 - \overline{q_1}) - (q'_1 - \overline{q_1}) \geq (\hat{q}_1 - \overline{q_1}) - 1 \geq 2 - 1 = 1 > 0.$$

An analogous calculation shows that $q'_2 - \hat{q}_2 > 0$. Thus w'_1 and w'_2 are convex vertices of G'_i . Because the region $\mathbf{F}(G'_{i-1})$ is projectively convex by $\mathcal{P}(i-1, 3)$, we conclude that $\mathbf{F}(G'_i)$ is projectively convex. By $\mathcal{P}(i-1, 3)$, the sequence (a'_1, \dots, a'_{i-1}) is a convex shedding sequence for G'_{i-1} , hence (a'_1, \dots, a'_i) is a convex shedding sequence for G'_i . Thus $\mathcal{P}(i, 3)$ holds. We have now established $\mathcal{P}(i)$ in the case that $d_i(a_i) = 2$. This completes the induction, and we conclude that $\mathcal{P}(i)$ holds for all $3 \leq i \leq n$. Thus the triangulation $G' = G'_n$ is a sequentially convex embedding of G , with convex shedding sequence $\mathbf{a}' = (a'_1, \dots, a'_n)$.

We have immediately that the x dimension of G' is

$$\alpha 2(n-2) = (2n^2 + n + 1)(2n-4) = 4n^3 - 6n^2 - 2n - 4 \leq 4n^3.$$

Since $\mathcal{P}(n, 2)$ holds, we conclude that the largest absolute value of a boundary slope of G' is at most $M + n \leq 2n^2 + n$. Thus the y dimension of G' is at most

$$\alpha 2(n-2)(2n^2+n) = (4n^3 - 6n^2 - 2n - 4)(2n^2+n) = 8n^5 - 8n^4 - 10n^3 - 10n^2 - 4n \leq 8n^5.$$

Therefore G' is embedded in a $4n^3 \times 8n^5$ integer grid. \square

4. THE SHEDDING DIAMETER

Let $G = (V, E)$ be a plane triangulation and let \mathcal{A}_G denote the set of all shedding sequences for G . For $\mathbf{a} = (a_1, \dots, a_n) \in \mathcal{A}_G$, we write $a_j \rightarrow_{\mathbf{a}} a_i$ if a_j is adjacent to a_i in $G_i(\mathbf{a})$. Then we define the *height* of each vertex a_i recursively, by

$$\tau(a_i, \mathbf{a}) = \begin{cases} i & i \leq 3 \\ 1 + \max\{\tau(a_j, \mathbf{a}) \mid a_j \rightarrow_{\mathbf{a}} a_i\} & i > 3 \end{cases}.$$

We define the *height* of the shedding sequence $\mathbf{a} \in \mathcal{A}_G$ by

$$\tau(\mathbf{a}) = \max_i \tau(a_i, \mathbf{a}),$$

and the *shedding diameter* of G by

$$\tau(G) = \min_{\mathbf{a} \in \mathcal{A}_G} \tau(\mathbf{a}).$$

Taking the transitive closure of the relation $\rightarrow_{\mathbf{a}}$, we obtain a partial order $\preceq_{\mathbf{a}}$ on the vertices of G . The height $\tau(\mathbf{a})$ of the sequence \mathbf{a} is then precisely the height of $\preceq_{\mathbf{a}}$. That is, $\tau(\mathbf{a})$ is the maximal length of a chain in $\preceq_{\mathbf{a}}$.

The next lemma involves the following intuitive notion. Let $\pi : \mathbb{R}^3 \rightarrow \mathbb{R}^2$ denote the coordinate projection $\pi(x, y, z) = (x, y)$. We say that a convex polyhedron $P \subset \mathbb{R}^3$ (possibly unbounded) *projects vertically* onto a geometric plane graph G , if $\pi(P) = \mathbf{F}(G)$, and π induces an isomorphism on the face structures of P and G . This last condition means that w_1, \dots, w_k are the vertices of a facet (2-face) of P if and only if $\pi(w_1), \dots, \pi(w_k)$ are the vertices of a face of G .

Lemma 4.1 *Let G be a plane triangulation with n vertices and shedding sequence $\mathbf{a} \in \mathcal{A}_G$, embedded as in Theorem 3.3, so that \mathbf{a} is a convex shedding sequence for G . Then there is a convex polyhedron P_i that projects vertically onto G_i , for each $i = 3, \dots, n$. Furthermore, if $h(a_i)$ denotes the height of the vertex of P_i projecting to a_i , then we may choose $h(a_i)$ to be an integer such that $h(a_i) \leq 499n^8 m_i + 1$, where*

$$m_i = \max\{h(a_j) \mid a_j \rightarrow_{\mathbf{a}} a_i\}.$$

Proof. We proceed by induction on i . Let $h(v)$ denote the height assigned to the vertex $v \in V(G)$, and let $\varphi(v) = (x(v), y(v), h(v)) \in \mathbb{R}^3$ denote the point of \mathbb{R}^3 projecting vertically to v . We define $h(a_1) = h(a_2) = h(a_3) = 0$, and let

$$P_3 = \{(x, y, z) \in \mathbb{R}^3 \mid (x, y) \in \text{conv}(a_1, a_2, a_3), z \geq 0\}.$$

That is, P_3 is the unbounded prism with triangular face $a_1 a_2 a_3$ and lateral edges extending in the positive vertical direction, parallel to the z -axis.

If $i > 3$, then by the induction hypothesis, there is a convex polyhedron P_{i-1} that projects vertically onto G_{i-1} . So in particular, the vertices of P_{i-1} are $\varphi(a_1), \varphi(a_2), \dots, \varphi(a_{i-1})$. To

obtain a lifting of G_i , we must choose $h(a_i)$ properly. Namely, we must choose $h(a_i)$ large enough to ensure that $\varphi(a_i)$ is in convex position with respect to $\varphi(a_1), \varphi(a_2), \dots, \varphi(a_{i-1})$.

Let \mathcal{S}_i denote the set of faces of G_{i-1} having a vertex v such that $v \rightarrow_{\mathbf{a}} a_i$, and let $\varphi(\mathcal{S}_i)$ denote the facets of P_{i-1} that project vertically to the faces of \mathcal{S}_i . We choose the height $h(a_i)$ large enough so that for every facet $F \in \varphi(\mathcal{S}_i)$, the point $\varphi(a_i)$ lies *above* the hyperplane spanned by F . That is, we require that $\varphi(a_i) - (0, 0, k)$ is coplanar with F for some $k > 0$.

Let ℓ_i denote the ray with vertex $\varphi(a_i)$ and extending in the positive vertical direction, parallel to the z -axis. Then we define a convex polyhedron $P_i = \text{conv}(P_{i-1} \cup \ell_i)$. By the choice of $h(a_i)$, the point $\varphi(a_i)$ lies above all facet hyperplanes of $\varphi(\mathcal{S}_i)$, hence above all facet hyperplanes of P_{i-1} . Thus the vertices of P_i are $\varphi(a_1), \varphi(a_2), \dots, \varphi(a_i)$, and $\varphi(a_i)$ is not a vertex of any facet of P_{i-1} . This last fact implies, because G_i is a triangulation, that all faces in $\mathcal{F}(G_i) \setminus \mathcal{F}(G_{i-1})$ are obtained from the projection of the new facets of P_i . On the other hand, because $\mathbf{F}(G_i)$ is convex, all new facets of P_i project vertically to faces in $\mathcal{F}(G_i) \setminus \mathcal{F}(G_{i-1})$. Since P_{i-1} projects vertically onto G_{i-1} , these last two statements imply that P_i projects vertically onto G_i .

Now we determine an upper bound on the height $h(a_i)$ necessary for the above construction. To do this, we determine an upper bound on the coordinate z for which $(x(a_i), y(a_i), z)$ is coplanar with some facet in $\varphi(\mathcal{S}_i)$. If we take $h(a_i)$ to be any integer greater than this upper bound, then $\varphi(a_i)$ lies above the hyperplane of every facet in $\varphi(\mathcal{S}_i)$.

We write $x_0 = x(a_i)$, $y_0 = y(a_i)$, and let $z_0 > 0$. Fix $F \in \mathcal{S}_i$ and let v_1, v_2, v_3 denote the vertices of F . Let $(x_j, y_j, z_j) \in \mathbb{R}^3$ denote the coordinates of $\varphi(v_j)$. So in particular $(x_0, y_0) = a_i$, and $(x_j, y_j) = v_j$ for $j = 1, 2, 3$. Suppose that (x_0, y_0, z_0) is coplanar with $\varphi(v_1), \varphi(v_2), \varphi(v_3)$. This means that

$$z_0 = c_1 x_0 + c_2 y_0 + c_3,$$

where c_1, c_2, c_3 satisfy

$$\begin{pmatrix} x_1 & y_1 & 1 \\ x_2 & y_2 & 1 \\ x_3 & y_3 & 1 \end{pmatrix} \begin{pmatrix} c_1 \\ c_2 \\ c_3 \end{pmatrix} = \begin{pmatrix} z_1 \\ z_2 \\ z_3 \end{pmatrix}.$$

Let A denote the matrix on the left side of this equation, and write

$$\mathbf{x} = (x_1, x_2, x_3), \quad \mathbf{y} = (y_1, y_2, y_3), \quad \mathbf{z} = (z_1, z_2, z_3).$$

By Cramer's rule, $c_i = \frac{\det(A_i)}{\det(A)}$, where A_i is obtained by replacing the i^{th} column of A with \mathbf{z}^T .

Since G is embedded as in Theorem 3.3, the vertices of G lie in a $4n^3 \times 8n^5$ integer grid. Furthermore, from the construction of Theorem 3.3, the point $(0, 0)$ is contained in the edge $a_1 a_2$ of G . This implies that $|x_j| \leq 4n^3$ and $|y_j| \leq 8n^5$ for each $j = 0, 1, 2, 3$. Therefore

$$\|\mathbf{x}\| \leq \sqrt{3} \max_{1 \leq j \leq 3} |x_j| \leq 4\sqrt{3}n^3 \quad \text{and} \quad \|\mathbf{y}\| \leq \sqrt{3} \max_{1 \leq j \leq 3} |y_j| \leq 8\sqrt{3}n^5.$$

Note also that

$$\|\mathbf{z}\| \leq \sqrt{3} \max_{1 \leq j \leq 3} |z_j| \leq \sqrt{3}m_i.$$

Since A is an invertible integer matrix, we have $|\det(A)| \geq 1$. Thus

$$\begin{aligned} \frac{|\det(A_1)|}{|\det(A)|} &\leq |\det(A_1)| \\ &\leq \|(1, 1, 1)\| \|\mathbf{z}\| \|\mathbf{y}\| = \sqrt{3} \|\mathbf{z}\| \|\mathbf{y}\| \\ &\leq \sqrt{3}(\sqrt{3}m_i)(8\sqrt{3}n^5) = 24\sqrt{3}n^5m_i, \end{aligned}$$

where we have used Hadamard's inequality in the second line.

By a similar argument,

$$\frac{|\det(A_2)|}{|\det(A)|} \leq 12\sqrt{3}n^3m_i \quad \text{and} \quad \frac{|\det(A_3)|}{|\det(A)|} \leq 96\sqrt{3}n^8m_i.$$

Thus when (x_0, y_0, z_0) is coplanar with $\varphi(v_1), \varphi(v_2), \varphi(v_3)$, we have

$$\begin{aligned} z_0 &= \frac{\det(A_1)}{\det(A)}x_0 + \frac{\det(A_2)}{\det(A)}y_0 + \frac{\det(A_3)}{\det(A)} \\ &\leq \frac{|\det(A_1)|}{|\det(A)|}|x_0| + \frac{|\det(A_2)|}{|\det(A)|}|y_0| + \frac{|\det(A_3)|}{|\det(A)|} \\ &\leq 24\sqrt{3}n^5m_i(4n^3) + 12\sqrt{3}n^3m_i(8n^5) + 96\sqrt{3}n^8m_i \\ &= 288\sqrt{3}n^8m_i \leq 499n^8m_i. \end{aligned}$$

So letting z_0 be the smallest integer greater than $499n^8m_i$ will ensure that (x_0, y_0, z_0) lies above the hyperplane containing $\varphi(v_1), \varphi(v_2), \varphi(v_3)$. Thus we may take $h(a_i) \leq 499n^8m_i + 1$, as desired. \square

Theorem 4.2 *Let G be a plane triangulation with n vertices. Then G is the vertical projection of a convex 3-polyhedron with vertices lying in a $4n^3 \times 8n^5 \times (500n^8)^{\tau(G)}$ integer grid.*

Proof. Choose a shedding sequence $\mathbf{a} \in \mathcal{A}_G$ such that $\tau(G) = \tau(\mathbf{a})$. By Theorem 3.3, we may embed G in a $4n^3 \times 8n^5$ integer grid such that $\mathbf{a} = (a_1, \dots, a_n)$ is a convex shedding sequence for G . For each vertex a_i we may assign a height $h(a_i)$ as follows. For $i = 1, 2, 3$ we may set $z_i = 0$. For $i > 3$, by Lemma 4.1 we may choose $h(a_i)$ such that G_i is the projection of a polyhedral surface, and

$$h(a_i) \leq (499n^8 + 1)^{\tau(a_i, \mathbf{a})} \leq (500n^8)^{\tau(a_i, \mathbf{a})} \leq (500n^8)^{\tau(\mathbf{a})} = (500n^8)^{\tau(G)}.$$

\square

Note that if the boundary of G is a triangle (that is, $\partial \mathbf{F}(G)$ contains exactly three vertices), then the polyhedron of Theorem 4.2 may be replaced with a (bounded) 3-polytope. Indeed, simply truncate the polyhedron with the hyperplane that is defined by the lifts of the three boundary vertices of G . Then the three boundary vertices of G lift to the vertices of a triangular face of the resulting 3-polytope.

5. TRIANGULATIONS OF A RECTANGULAR GRID

For $p, q \in \mathbb{Z}$, $p, q \geq 2$, let $[p \times q] = \{1, \dots, p\} \times \{1, \dots, q\}$. We may think of the integer lattice $[p \times q]$ as the vertices of $(p-1)(q-1)$ unit squares. A geometric plane triangulation G is a *triangulation of $[p \times q]$* if the vertices of G are exactly the vertices of $[p \times q]$, and every boundary edge of $[p \times q]$ is an edge of G . We call G a *grid triangulation*. An $\ell \times \ell$

subgrid of \mathbb{Z}^2 is an integer translation of the lattice $[\ell \times \ell] = \{1, \dots, \ell\} \times \{1, \dots, \ell\}$. By an $\ell \times \ell$ subgrid of $[p \times q]$ we mean an $\ell \times \ell$ subgrid of \mathbb{Z}^2 that is a subset of $[p \times q]$. In this section we state and prove the following result concerning the shedding diameter of grid triangulations.

Theorem 5.1 *Let G be a triangulation of $[p \times q]$ such that for every edge e of G , there is a subgrid of size $\ell \times \ell$ that contains the endpoints of e . Then $\tau(G) \leq 6\ell(p + q)$.*

This gives a class of triangulations with sublinear shedding diameter, if ℓ is held constant. According to Theorem 4.2, such a triangulation can be drawn in the plane so that it is the vertical projection of a simplicial 3-polyhedron embedded in a subexponential grid. That is, this class of triangulations corresponds to a class of simplicial polyhedra which may be embedded in an integer grid whose size is subexponential in the number of vertices.

Let $\leq_{\mathbb{Z}^2}$ denote the linear order on \mathbb{Z}^2 defined by

$$(x_1, y_1) \leq_{\mathbb{Z}^2} (x_2, y_2) \text{ if and only if } y_1 < y_2 \text{ or } y_1 = y_2 \text{ and } x_1 \leq x_2.$$

That is, $\leq_{\mathbb{Z}^2}$ is a lexicographic order in which y -coordinates take precedence in determining the order. We state without proof the following lemma, which summarizes some standard properties of shedding vertices of planar triangulations (see [BP, §3] for a proof and references).

Lemma 5.2 ([BP]) *Let G be a plane triangulation, and let v be a boundary vertex of G . Then either v is a shedding vertex of G , or is the endpoint of a diagonal e of G . Furthermore, each of the two connected components of $\mathbf{F}(G) \setminus e$ contains a shedding vertex of G .*

The rough idea of the proof of Theorem 5.1 is as follows (we provide the details below). We begin by constructing a particular shedding sequence \mathbf{a} for G . To do this, we first subdivide $[p \times q]$ into a grid of $\lceil \frac{pq}{\ell^2} \rceil$ subgrids, (most of) which are squares of size $\ell \times \ell$. These squares form $\lceil \frac{p}{\ell} \rceil$ columns and $\lceil \frac{q}{\ell} \rceil$ rows.

We shed G in three stages. In Stage 1, we take every fourth column $U(1), U(5), U(9), \dots$ and shed the vertices of each of these columns from top to bottom. When shedding $U(i)$, we may need to shed vertices in the column $U(i - 1)$ or $U(i + 1)$, for a total of at most $3q\ell$ vertices shed in the process of shedding the column $U(i)$. Because of their spacing, the shedding vertices in each column do not interact. Specifically, at each step we have a collection of shedding vertices, one from each column, which we may think of as shedding “all at once”. This collection of vertices is then an antichain with respect to $\leq_{\mathbf{a}}$. When shedding the vertices of each such column, for topological reasons we do not shed the vertices (x, y) with $y \leq \ell$. See Figure 6.

After Stage 1 is complete, what remains are a set of “jagged tricolumns”, each of which consists of the remaining vertices of three adjacent columns. Hence each jagged tricolumn contains at most $3q\ell$ vertices. In Stage 2, we shed these columns, but for topological reasons we do not shed vertices (x, y) with $y \leq 2\ell$. As before, these jagged tricolumns do not interact, and at each step we have a set of shedding vertices, each of which belongs to a different jagged tricolumn. Hence this set forms an antichain. Finally, in Stage 3 we shed the remaining vertices, which are contained in the bottom two rows of G . There are at most $2p\ell$ such vertices, and we simply define a singleton antichain for each of them. Therefore we see that G may be partitioned into at most $2p\ell + 3q\ell + 3q\ell = \ell(2p + 6q) \leq 6\ell(p + q)$ antichains of $\leq_{\mathbf{a}}$. This implies that $\tau(\mathbf{a}) \leq 6\ell(p + q)$, since $\tau(\mathbf{a})$ is the length of some chain in $\leq_{\mathbf{a}}$. The detailed proof follows.

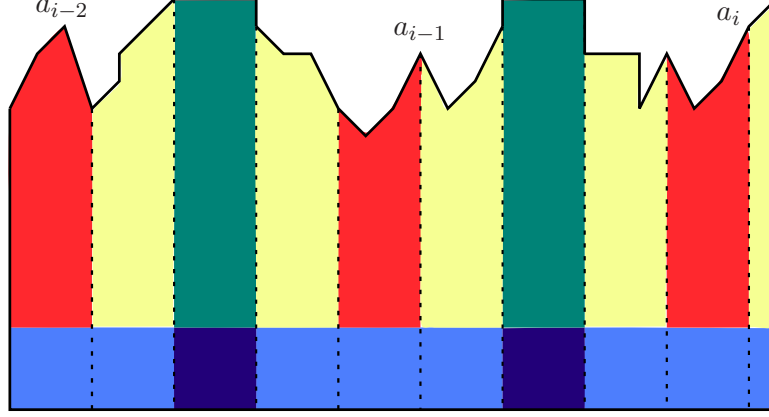


FIGURE 6. A graph G_i produced during Stage 1 of the construction of \mathbf{a} in the proof of Theorem 5.1. Distinct columns $U(j)$ are separated by dashed lines. The columns of the form $U(1+4j)$ are shown in red, while the columns $U(3+4j)$ are shown in green. The bottom row $R(1)$ is shown in blue.

Proof of Theorem 5.1. Let G be such a triangulation of $[p \times q]$. For $i \in \mathbb{Z}$, let

$$U(i) = \{(x, y) \in [p \times q] \mid \ell(i-1) + 1 \leq x \leq \ell i\}, \quad \text{and} \\ R(i) = \{(x, y) \in [p \times q] \mid \ell(i-1) + 1 \leq y \leq \ell i\}.$$

Many of these sets are empty (for example when $i \leq 0$). We think of the sets $U(i)$ as *columns* of width ℓ and the sets $R(i)$ as *rows* of height ℓ . For each $i \in \mathbb{Z}$, we also define

$$T(i) = U(i-1) \cup U(i) \cup U(i+1),$$

which may be empty. We call $T(i)$ a *tricolumn* of $[p \times q]$.

We construct the shedding sequence \mathbf{a} recursively. Suppose that we have a sequence of shedding vertices $a_{i+1}, a_{i+2}, \dots, a_n$ (for the initial step of the recursion, $i = n$ and this sequence is empty), and therefore we also have plane triangulations $G_i, G_{i+1}, \dots, G_n = G$, where as usual $G_{j-1} = G_j - \{a_j\}$ for all $j = i+1, \dots, n$. For each $i = 1, \dots, n$, let $R_i(1)$ denote the subgraph of G_i induced by the vertices in $R(1)$. Similarly, for each $i = 1, \dots, n$ and $j \in \mathbb{Z}$, let $U_i(j)$ denote the subgraph of G_i induced by the vertices in $U(j)$. We let $\mathcal{P}(i, 1)$, $\mathcal{P}(i, 2)$, and $\mathcal{P}(i, 3)$ denote the following statements:

- $\mathcal{P}(i, 1)$. $U_i(3+4j) = U_n(3+4j)$ (for all $j \in \mathbb{Z}$ such that $U(3+4j) \neq \emptyset$).
- $\mathcal{P}(i, 2)$. $R_i(1)$ is connected.
- $\mathcal{P}(i, 3)$. $\{1, 2, \dots, p\} \times \{1\} \subset V(G_i)$.

Note that $\mathcal{P}(n, 1)$ holds trivially. Furthermore, we have $G_n = G$, so the vertices of $U_n(1+3j)$ are exactly those of $U(1+3j)$, and similarly for $R_n(1)$ and $R(1)$. Since G is a grid triangulation, it follows that $U_n(1+3j)$ and $R_n(1)$ are connected. In particular, $\mathcal{P}(n, 2)$ holds. Finally, $\mathcal{P}(i, 3)$ says that G_i contains all vertices v of $[p \times q]$ for which $y(v) = 1$. Clearly $\mathcal{P}(n, 3)$ holds.

To construct the next vertex a_i of the shedding sequence, we break the construction into three stages, described below. As can readily be seen, each stage occurs for a consecutive sequence of indices. That is, there are integers $i_2 < i_1$ such that Stage 1 occurs for $i = i_1, i_1 + 1, \dots, n$, Stage 2 occurs for $i = i_2, i_2 + 1, \dots, i_1 - 1$, and Stage 3 occurs for

$i = 1, 2, \dots, i_2 - 1$. We will also show, as we describe these stages, that $\mathcal{P}(i, 1)$ and $\mathcal{P}(i, 3)$ hold for $i = i_1, i_1 + 1, \dots, n$, and $\mathcal{P}(i, 2)$ holds for $i = i_2, i_2 + 1, \dots, i_1 - 1$. That is, $\mathcal{P}(i, 1)$ and $\mathcal{P}(i, 3)$ hold through all of Stage 1, and $\mathcal{P}(i, 2)$ holds through all of Stage 2. We mention that $\mathcal{P}(i, 3)$ holds through all of Stage 2 as well, but we will not need this fact.

Stage 1. Some column of the form $U(1 + 4j)$ contains a vertex (x, y) of G_i with $y > \ell$. See Figure 6. Let $U(1 + 4j_1), \dots, U(1 + 4j_r)$ denote all such columns, where $j_1 < \dots < j_r$. Assume that $\mathcal{P}(i, 1)$ and $\mathcal{P}(i, 3)$ hold.

For each $k = 1, \dots, r$, let v_k be the $\leq_{\mathbb{Z}^2}$ -greatest vertex of $U(1 + 4j_k)$. If v_k is a shedding vertex of G_i , define $w_k = v_k$. Otherwise, by Lemma 5.2, the vertex v_k is the endpoint of a diagonal of G_i . Let u_k denote $\leq_{\mathbb{Z}^2}$ -greatest vertex of G_i such that the edge $u_k v_k$ is a diagonal of G_i . Write $e_k = u_k v_k$.

By the Jordan curve theorem, $\mathbf{F}(G_i) \setminus e_k$ has two connected components, call them A_k and A'_k . Since the vertices u_k and v_k are adjacent, by assumption they are contained in an $\ell \times \ell$ subgrid of $[p \times q]$. It follows that $u_k \in T(1 + 4j_k)$. Thus $u_k, v_k \notin U(3 + 4j)$ for all j . Furthermore, since $y(v_k) > \ell$ we have $y(u_k) > 1$. Then by $\mathcal{P}(i, 1)$ and $\mathcal{P}(i, 3)$, one of the components of $\mathbf{F}(G_i) \setminus e_k$, say A_k , does not intersect any of the columns $U(3 + 4j)$, and does not contain any vertices v with $y(v) = 1$. For otherwise, we could connect the components of $\mathbf{F}(G_i) \setminus e_k$ with a path from a vertex in $\{1, 2, \dots, p\} \times \{1\}$ to a vertex in a column $U(3 + 4j)$. It follows that all vertices in A_k are contained in $T(1 + 4j_k)$. By Lemma 5.2, the region A_k contains a shedding vertex of G_i . We define w_k to be the $\leq_{\mathbb{Z}^2}$ -greatest such shedding vertex.

We now have a collection of shedding vertices w_1, \dots, w_r of G_i . Clearly the neighbors of each vertex w_k lie in the tricolumn $T(1 + 4j_k)$, so no two of the vertices w_1, \dots, w_r are adjacent to a common vertex. Thus the vertex w_{r-1} is a shedding vertex of $G_i - \{w_r\}$, the vertex w_{r-2} is a shedding vertex of $G_i - \{w_r, w_{r-1}\}$, etc. That is, these vertices remain shedding vertices after deleting any finite subset of them from G_i . So for each $k = 1, \dots, r$, we may define a_{i-r+1}, \dots, a_i by $a_{i-r+k} = w_k$. Since no two of the vertices a_{i-r+1}, \dots, a_i are adjacent, the set $\{a_{i-r+1}, \dots, a_i\}$ is an antichain of \leq_a .

We will write $i(k) = i - r + k$. We now show inductively that $\mathcal{P}(i(k) - 1, 1)$ and $\mathcal{P}(i(k) - 1, 3)$ hold, for all $k = 1, \dots, r$. From the above definition of the shedding vertices $a_{i(k)}$, we have $a_{i(k)} \notin U(3 + 4j)$ for all j . Thus $U_{i(k)-1}(3 + 4j) = U_i(3 + 4j) = U_n(3 + 4j)$, where the last equality follows from $\mathcal{P}(i, 1)$. That is, $\mathcal{P}(i(k) - 1, 1)$ holds for all $k = 1, \dots, r$. Similarly, we see that $y(a_{i(k)}) > 1$, so the vertices of $G_{i(k)-1}$ with y -coordinate 1 are the same as those of G_i with y -coordinate 1. It follows from $\mathcal{P}(i, 3)$ that $\mathcal{P}(i(k) - 1, 3)$ holds for all $k = 1, \dots, r$.

This completes the description of Stage 1. Before describing Stage 2, we show that $\mathcal{P}(i_1 - 1, 2)$ holds, where $i_1 \in \{1, 2, \dots, n\}$ is the least index for which Stage 1 occurs. That is, we wish to show that at the beginning of Stage 2 (when $i = i_1 - 1$), the graph $R_{i_1-1}(1)$ is connected. To this end, we introduce the following notation. Let $R_i(1, j)$ denote the subgraph of G_i induced by the vertices $T(1 + 4j) \cap R(1)$, for $i = 1, \dots, n$ and $j \in \mathbb{Z}$.

Note that in Stage 1, since $\mathcal{P}(i, 3)$ holds for all $i = i_1, \dots, n$, the induced subgraph of G_i on the vertices $\{1, \dots, p\} \times \{1\}$ is a (connected) path in $R_i(1)$, which clearly intersects every column $U(j)$ of G_i . Therefore, because $\mathcal{P}(i, 1)$ also holds in Stage 1, to show that $R_{i_1-1}(1)$ is connected, we only need to show that for each fixed j , the graph $R_{i_1-1}(1, j)$ is connected.

Let $i \in \{i_1, i_1 + 1, \dots, n\}$, and fix a column $U(1 + 4j_k)$. Note that $\mathcal{P}(n, 2)$ holds, so in particular $R_n(1, j_k)$ is connected. We assume that $R_{i(k)}(1, j_k)$ is connected, and we will show that there is an index $i_1 \leq i' \leq i(k)$ such that $R_{i'-1}(1, j_k)$ is connected. If $a_{i(k)} \notin R(1)$, then $R_{i(k)-1}(1, j_k) = R_{i(k)}(1, j_k)$. Therefore we may simply take $i' = i(k)$ in this case.

Now suppose that $a_{i(k)} \in R(1)$. Note that $y(v_k) > \ell$, and therefore $v_k \notin R(1)$. So $w_k = a_{i(k)} \neq v_k$, and thus $w_k \in A_k$, where A_k is the component of $\mathbf{F}(G_i) \setminus e_k$ defined above. Consider a path γ in $R_{i(k)}(1, j_k)$ whose endpoints are not in A_k , and which passes through a_i . Then γ must both enter and exit the component A_k through the vertex u_k of e_k , because $v_k \notin R(1)$. Thus γ can be replaced with a path γ' in $R_{i(k)}(1, j_k)$ having the same endpoints, such that γ' contains no vertices of A_k . Then from the assumption that $R_{i(k)}(1, j_k)$ is connected, we conclude that

$$(5.1) \quad R_{i(k)}(1, j_k) \setminus A_k \text{ is connected.}$$

From the above construction of the vertices w_k , we see that in later steps s of Stage 1, we will always define the shedding vertex w for tricolonn $T(1 + 4j_k)$ to be a vertex such that $w \in A_k \cap G_s$, until the set $A_k \cap G_s$ is empty. So let i' denote the step at which $a_{i'}$ is the last remaining vertex of $A_k \cap G_{i'}$. Then $R_{i'-1}(1, j_k) = R_{i(k)}(1, j_k) \setminus A_k$, and therefore (5.1) implies that $R_{i'-1}(1, j_k)$ is connected.

It follows that $R_{i_1-1}(1)$ is connected. That is, $\mathcal{P}(i_1 - 1, 2)$ holds.

Stage 2. No column of the form $U(1 + 4j)$ contains vertices (x, y) of G_i with $y > \ell$, but some tricolonn of the form $T(3 + 4j)$ contains vertices (x, y) of G_i with $y > 2\ell$. Let $T(3 + 4j_1), \dots, T(3 + 4j_r)$ denote all such tricolonn, where $j_1 < \dots < j_r$. Assume that $\mathcal{P}(i, 2)$ holds.

For each $k = 1, \dots, r$, let v_k be the $\leq_{\mathbb{Z}^2}$ -greatest vertex of $T(3 + 4j_k)$. If v_k is a shedding vertex of G_i , define $w_k = v_k$. Otherwise, by Lemma 5.2, the vertex v_k is the endpoint of a diagonal of G_i . Let u_k denote the $\leq_{\mathbb{Z}^2}$ -greatest vertex of G_i such that the edge $u_k v_k$ is a diagonal of G_i . Write $e_k = u_k v_k$.

By the Jordan curve theorem, $\mathbf{F}(G_i) \setminus e_k$ has two connected components, call them A_k and A'_k . Since the vertices u_k and v_k are adjacent, by assumption they are contained in an $\ell \times \ell$ subgrid of $[p \times q]$. Since $y(v_k) > 2\ell$, it follows that $y(u_k) > \ell$, and thus $u_k, v_k \notin R(1)$. Then by $\mathcal{P}(i, 2)$, one of the components of $\mathbf{F}(G_i) \setminus e_k$, say A_k , does not intersect $R(1)$. By definition of Stage 2, we have

$$(5.2) \quad V(U_i(1 + 4j)) \subseteq R(1), \quad j \in \mathbb{Z},$$

so we also conclude that A_k does not intersect any column of the form $U(1 + 4j)$. By Lemma 5.2, the region A_k contains a shedding vertex of G_i . We define w_k to be the $\leq_{\mathbb{Z}^2}$ -greatest such shedding vertex. Note that $w_k \in T(3 + 4j_k)$ in this case as well, for otherwise, either A_k contains a vertex in $U(1 + 4j_k)$ or $U(5 + 4j_k)$, or G_i has an edge uv with $|x(u) - x(v)| > \ell$.

We now have a collection of shedding vertices w_1, \dots, w_r of G_i . Every vertex w_k lies in the tricolonn $T(3 + 4j_k)$, and none of the neighbors of w_k are contained in $R(1)$. This implies, by (5.2), that no two of the vertices w_1, \dots, w_r are adjacent to a common vertex. Thus these vertices remain shedding vertices after deleting any finite subset of them from G_i . So for each $k = 1, \dots, r$, we may define a_{i-r+1}, \dots, a_i by $a_{i-r+k} = w_k$. Since no two of the vertices a_{i-r+1}, \dots, a_i are adjacent, the set $\{a_{i-r+1}, \dots, a_i\}$ is an antichain of $\preceq_{\mathbf{a}}$.

Finally, note that by construction we have $a_{i(k)} \notin R(1)$ for all $k = 1, \dots, r$. That is, none of the vertices of the row $R(1)$ are deleted in Stage 2. Thus $R_{i(k)-1}(1) = R_i(1)$ for all $k = 1, \dots, r$, so from $\mathcal{P}(i, 2)$ we conclude that $\mathcal{P}(i(k) - 1, 2)$ holds for all $k = 1, \dots, r$.

Stage 3. All vertices (x, y) of G_i have $y \leq 2\ell$. If $i > 3$ we define a_i to be the $\leq_{\mathbb{Z}^2}$ -greatest shedding vertex of G_i , which exists by Lemma 2.1. If $i \leq 3$ we define a_i to be the $\leq_{\mathbb{Z}^2}$ -greatest vertex of G_i . Clearly, the singleton set $\{a_i\}$ is an antichain of $\preceq_{\mathbf{a}}$.

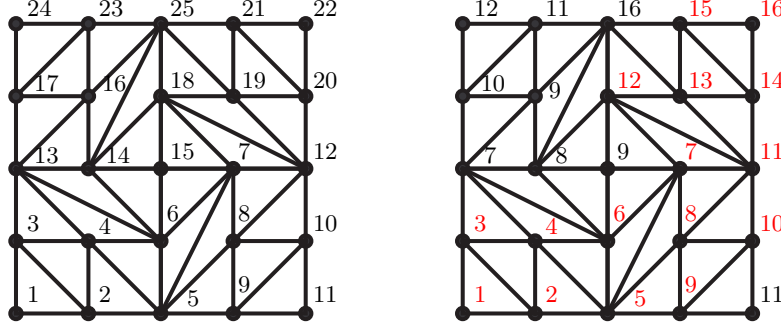


FIGURE 7. The grid triangulation of Figure 1, together with the indices i of the shedding sequence \mathbf{a} defined in the proof of Theorem 5.1 (left) and the corresponding values of $\tau(a_i)$ (right). A chain of maximal length $\tau(\mathbf{a}) = 16$ is shown in red.

This completes the construction of the shedding sequence $\mathbf{a} = (a_1, \dots, a_n)$ (See Figure 7). It is straightforward to count the number of antichains of $\preceq_{\mathbf{a}}$ obtained from this construction. Stage 1 requires as many steps as it takes for the last column of the form $U(1 + 4j)$ to run out of vertices (x, y) with $y > \ell$. Since each vertex a_i of Stage 1 is contained in some tricolumn of the form $T(1 + 4j)$, this requires at most $|T(1 + 4j)| = 3q\ell$ steps, each of which produces an antichain. Similarly, Stage 2 requires as many steps as it takes for the last tricolumn of the form $T(3 + 4j)$ to run out of vertices (x, y) with $y > 2\ell$. This requires at most $|T(3 + 4j)| = 3q\ell$ steps, each of which produces an antichain. Finally, each set $\{a_i\}$ is trivially an antichain, so taking the singleton of each vertex a_i defined in Stage 3 yields at most $2p\ell$ antichains.

The set of antichains of $\preceq_{\mathbf{a}}$ produced by these three cases clearly forms a partition of $V(G) = [p \times q]$. There are at most $2p\ell + 3q\ell + 3q\ell = \ell(2p + 6q)$ antichains in this partition. Thus, since $\tau(\mathbf{a})$ is the length of some chain in $\preceq_{\mathbf{a}}$, we have

$$\tau(G) \leq \tau(\mathbf{a}) \leq \ell(2p + 6q) \leq 6\ell(p + q).$$

□

Theorems 4.2 and 5.1 now immediately imply the following general result.

Theorem 5.3 *Let G be a grid triangulation of $[p \times q]$ such that every triangle fits in an $\ell \times \ell$ subgrid. Then G can be realized as the graph of a convex polyhedron embedded in an integer grid of size $4(pq)^3 \times 8(pq)^5 \times (500(pq)^8)^{6\ell(p+q)}$.*

Corollary 1.2 now follows by setting $p = q = k$.

6. FINAL REMARKS AND OPEN PROBLEMS

6.1. The study of the Quantitative Steinitz Problem was initiated by Onn and Sturmfels in [OS], who gave the first nontrivial upper bound on the grid size. For plane triangulations, a different approach was given in [DG]. Since then, there have been a series of improvements (see [BS, R, Ro]), leading to the currently best $\exp O(n)$ bound in [RRS]. The only other class of graphs for which there is a subexponential bound, is the class of triangulations

corresponding to stacked polytopes [DS], which can be embedded into a polynomial size grid.

In the opposite direction, there are no non-trivial lower bounds on the size of the grid. If anything, all the evidence suggests that the answer may be either polynomial or near-polynomial. Note, for example, that while the number of plane triangulations on n vertices is $\exp O(n)$ (see e.g. [DRS]), the number of grid polytopes in a polynomial size cube $O(n^d) \times O(n^d) \times O(n^d)$, is superexponential, see [BV]. Of course, many of these have isomorphic graphs. In any event, we conjecture that for triangulations a polynomial size grid is sufficient indeed.

6.2. Our Theorem 5.3 is a variation on results in [BR, FPP] and can be viewed as a stand alone result in *Graph Drawing*. It is likely that the polynomial bounds in the theorem can be substantially improved. We refer to [TDET] for general background in the field.

6.3. Let us mention that not every grid triangulation is *regular* (see [DRS] for definitions and further references). An example found by Santos (quoted in [KZ]), is shown in Figure 1 in the introduction. This means that one cannot embed this triangulation by a direct lifting; another plane embedding of the triangulation is necessary for that.

6.4. The shedding diameter of a plane triangulation G is closely related and bounded from above (up to an additive constant), by the *optimal height* of the *visibility representation* of G . This is a parameter of general graphs, defined independently in [RT, TT], and explored extensively in a series of recent papers by He, Zhang and others (see e.g. [HZ, HWZ, ZH1, ZH2]). Motivated by VLSI applications, the results in these papers give linear upper bounds on the optimal height of various classes, which are too weak for the desired subexponential upper bounds in the Quantitative Steinitz's Problem. In fact, one can view our Theorem 5.3 as a rare sublinear bound on the height representation of a class of graphs.

6.5. While the shedding diameter is linear in the worst case, it is sublinear in a number of special cases. For example, for *random* stacked triangulations the shedding diameter becomes the height of a random ternary tree, or $\theta(\sqrt{n})$, see e.g. [FS]. For the (nearly-) balanced stacked triangulations G we have $\tau(G) = O(\log n)$, giving a nearly polynomial upper bound in the Quantitative Steinitz's Problem. While these cases are covered by a polynomial bound in [DS], notice that our proof is robust enough to generalize to other related iterative families. In fact, we conjecture that $\tau(G) = O(\sqrt{n})$ w.h.p., for random triangulations with n vertices (cf. [CFGN]).

Acknowledgements The authors are grateful to Jesús De Loera, Stefan Felsner, Alexander Gaifullin, János Pach, Rom Pinchasi, Carsten Thomassen, Jed Yang, and Günter Ziegler for helpful comments and interesting conversations. We are especially thankful to Günter Rote for the careful reading of the previous draft of the manuscript, a number of useful remarks and help with the references. A preliminary version of this work has appeared in the second author's Ph.D. thesis [Wi]. The first author was partially supported by the BSF and NSF.

REFERENCES

- [A] E. E. Anclin, An upper bound for the number of planar lattice triangulations, *J. Combin. Theory Ser. A* **103** (2003), no. 2, 383–386.
- [BV] I. Bárány and A. M. Vershik, On the number of convex lattice polytopes, *Geom. Funct. Anal.* **2** (1992), 381–393.
- [BP] L. Billera and J. Provan, Decompositions of simplicial complexes related to diameters of convex polyhedra, *Math. Op. Res.* **5** (1980), 576–594.
- [BR] I. Bárány and G. Rote, Strictly convex drawings of planar graphs, *Documenta Math.* **11** (2006), 369–391.
- [BS] K. Buchin and A. Schulz, On the number of spanning trees a planar graph can have, in *Proc. ESA 2010*, 576–594.
- [CFGN] G. Chapuy, É. Fusy, O. Giménez and M. Noy, On the diameter of random planar graphs, in *Proc. 21st AofA*, DMTCS, Nancy, 2010, 65–78.
- [DG] G. Das and M. T. Goodrich, On the complexity of optimization problems for 3-dimensional convex polyhedra and decision trees, *Comput. Geom. Theory Appl.* **8** (1997), no. 3, 123–137.
- [DS] E. D. Demaine and A. Schulz, Embedding stacked polytopes on a polynomial-size grid, in *Proc. SODA 2011*, 1177–1187.
- [F] I. Fáry, On straight line representations of planar graphs, *Acta Univ. Szeged. Sect. Sci. Math.* **11** (1948), 229–233.
- [FS] Ph. Flajolet and R. Sedgewick, *Analytic combinatorics*, Cambridge University Press, 2009.
- [FPP] H. de Fraysseix, J. Pach and R. Pollack, Small sets supporting Fary Embeddings of Planar Graphs, in *Proc. STOC 1988*, ACM, 426–433.
- [G] B. Grünbaum, *Convex polytopes*, Springer, Berlin, 1995.
- [DRS] J. A. De Loera, J. Rambau and F. Santos, *Triangulations: Structures and Algorithms*, Springer, 2008.
- [HWZ] X. He, J.-J. Wang and H. Zhang, Compact visibility representation of 4-connected plane graphs, *Theoret. Comput. Sci.* **447** (2012), 62–73.
- [HZ] X. He and H. Zhang, Nearly optimal visibility representations of plane graphs, *SIAM J. Discrete Math.* **22** (2008), 1364–1380.
- [KZ] V. Kaibel, G. Ziegler, Counting lattice triangulations, in *Surveys in combinatorics*, 277–307, London Math. Soc. Lecture Note Ser., **307**, Cambridge Univ. Press, Cambridge, 2003.
- [L] L. Lovász, *Geometric representations of graphs*, lecture notes; available electronically at <http://www.cs.elte.hu/~lovasz/geomrep.pdf>.
- [P] I. Pak, *Lectures on discrete and polyhedral geometry*, monograph draft; available electronically at <http://www.math.ucla.edu/~pak/book.htm>.
- [RRS] A. Ribó Mor, G. Rote and A. Schulz, Small grid embeddings of 3-polytopes, *Discrete Comput. Geom.* **45** (2011), 65–87.
- [R] J. Richter-Gebert, *Realization spaces of polytopes*, *Lecture Notes in Math.*, Springer, 1996.
- [RT] P. Rosenstiehl and R. E. Tarjan, Rectilinear planar layouts and bipolar orientations of planar graphs, *Discrete Comput. Geom.* **1** (1986), 343–353.
- [Ro] G. Rote, The number of spanning trees in a planar graph, in *Oberwolfach Reports* vol. 2, EMS, 2005, 969–973.
- [RZ] J. Richter-Gebert and G. M. Ziegler, Realization spaces of 4-polytopes are universal, *Bull. Amer. Math. Soc.* **32** (1995), 403–412.
- [OS] S. Onn and B. Sturmfels, A quantitative Steinitz’ theorem, *Beiträge zur Algebra und Geometrie* **35** (1994), 125–129.
- [TT] R. Tamassia and I. G. Tollis, A unified approach to visibility representations of planar graphs, *Discrete Comput. Geom.* **1** (1986), 321–341.
- [TDET] I. G. Tollis, G. Di Battista, P. Eades and R. Tamassia, *Graph drawing*, Prentice Hall, Upper Saddle River, NJ, 1999.
- [T] W. T. Tutte, How to draw a graph, *Proc. Lond. Math. Soc.* **13** (1963), 743–768.
- [We] E. Welzl, The number of triangulations on planar point sets, in *Lecture Notes in Comput. Sci.* **4372**, Springer, Berlin, 2007, 1–4.
- [Wi] S. Wilson, *Embeddings of Polytopes and Polyhedral Complexes*, Ph.D. thesis, UCLA, 2012.
- [ZH1] H. Zhang and X. He, Improved visibility representation of plane graphs, *Comput. Geom.* **30** (2005), 29–39.

- [ZH2] H. Zhang and X. He, Optimal st -orientations for plane triangulations, *J. Comb. Optim.* **17** (2009), 367–377.
- [Z1] G. M. Ziegler, *Lectures on polytopes*, Springer, New York, 1995.
- [Z2] G. M. Ziegler, Convex polytopes: extremal constructions and f -vector shapes, in *Geometric Combinatorics*, AMS, Providence, RI, 2007, 617–691; [arXiv: math.MG/0411400](#).