

# Control of atomic transport using autoresonance

D. V. Makarov, M. Yu. Uleysky and S. V. Prants

Laboratory of Nonlinear Dynamical Systems,  
V.I.II'ichev Pacific Oceanological Institute FEB RAS  
Vladivostok, Russia  
E-mail: makarov@poi.dvo.ru  
URL: <http://dynamlab.poi.dvo.ru>

## Abstract

Dynamics of an atomic wavepacket in an optical superlattice is considered. We propose a simple scheme of wavepacket localization near the minima of the optical potential. In our approach, a wavelike perturbation caused by an additional lattice induces classical resonance which traps an atomic cloud. Adiabatic phase modulation of the perturbation slowly shifts resonance zone in phase space to the range of lower energies, retaining trapped atoms inside. This phenomenon is a kind of autoresonance. Quantum computations agree well with classical modelling.

## 1 Introduction

Control of many-particle ensembles is of great importance in diverse physical problems. A particular example is motion of cold atoms in an optical lattice created by two counter-propagating laser beams. Control of atom dynamics in the laser field [1, 2, 3] is needed for developing atomic ratchets [4], producing registers of quantum computers [5, 6], and implementation of various dynamical regimes for atomic motion in optical lattices [7, 8, 9], for instance, chaotic walking [10, 11].

It can be desirable to control the state of the atomic ensemble immediately in the course of its evolution. For this purpose, one can use a weak and

tunable slowly-varying perturbation of an optical lattice. On the classical level, such a perturbation can cause adiabatic transformation of the phase portrait, thereby driving atoms to the target state. A similar approach had been already used for producing Hamiltonian ratchets [12, 13, 14], as well as for cooling and partial localization of the particle ensemble in the vicinity of the minima of the potential [15]. In the present work we exploit almost the same idea for controlling quantum transport of atomic wavepackets in an optical lattice. A particular aim we pursue is wavepacket localization near the minima of the optical potential.

## 2 Basic equations

Let's consider far-detuned optical lattice created by the laser field of the following form:

$$u(\hat{X}, t) = A \left\{ \sin k\hat{X} - \frac{\varepsilon}{2} \sin[k\hat{X} - \omega_0 t - \psi(\mu t)] \right\}, \quad (1)$$

i.e. the laser field is a sum of the standing and low-amplitude running waves ( $\varepsilon \ll 1$ ). The running wave involves the adiabatic phase modulation  $\psi(\mu t)$  with  $\mu \ll \varepsilon$ . In the rotating-wave approximation, motion of a wavepacket corresponding to a two-level atom is described by the Schrödinger equation

$$i\hbar \frac{d\Phi}{dt} = \hat{H}\Phi, \quad \hat{H} = \frac{\hat{P}^2}{2m} + \hbar \frac{\Omega^2 u^2(\hat{X}, t)}{\delta}, \quad (2)$$

where  $\hat{X}$  is position,  $\hat{P}$  is the momentum operator,  $m$  is the atomic mass,  $\delta$  is sdetuning of the atom-field resonance,  $\Omega = dA/\hbar$  is the Rabi frequency. After the transformation

$$\begin{aligned} \tau &= \sqrt{\frac{4\Omega^2 \omega_r}{\delta}} t = \omega_n t, & \hat{x} &= 2k\hat{X}, \\ \hat{p} &= \sqrt{\frac{2\delta}{\hbar\Omega^2 m}} \hat{P}, & \hat{H}' &= \frac{2\delta}{\hbar\Omega^2} \hat{H}, \end{aligned} \quad (3)$$

where  $\omega_r = \hbar k^2/2m$  is the recoil frequency, we obtain the following expression for the operator  $\hat{H}'$ :

$$\hat{H}' = \frac{\hat{p}^2}{2} - \cos \hat{x} + \varepsilon \cos [\hat{x} - \bar{\omega}_0 \tau - \psi(\tau)], \quad (4)$$

where  $\bar{\omega}_0 = \omega_0/\omega_n$ . The running wave acts as a small oscillating perturbation whose frequency varies with time as

$$\nu(\tau) = \bar{\omega}_0 + \frac{d\psi}{d\tau}. \quad (5)$$

Eqs. (3) transform the Schrödinger equation into the following form

$$i\hbar_{\text{eff}} \frac{d\Phi}{d\tau} = \hat{H}'\Phi, \quad (6)$$

where  $\hbar_{\text{eff}} = 4\sqrt{\omega_r\delta}/\Omega$  is the effective Planck constant. In the present work we consider Rb atoms with  $\omega_r/2\pi = 3.8$  KHz, and the laser field with  $\Omega/2\pi = 200$  MHz,  $\delta/2\pi = 1$  GHz. This yields  $\hbar_{\text{eff}} = 0.039$ .

### 3 Classical dynamics

Let's firstly consider the classical counterpart of the quantum Hamiltonian operator  $\hat{H}'$ , resulting from the replacement of the operators  $\hat{p}$  and  $\hat{x}$  in Eq. (4) by the respective classical quantities. Good correspondence between quantum and classical modelling is expected when the effective Planck constant  $\hbar_{\text{eff}}$  is small compared with some characteristic value of classical action. In our case, a relevant choice of the “characteristic action” is the action value on the unperturbed separatrix that divides domains of finite and infinite atomic motion in phase space. In the classical limit, Eq. (4) corresponds to the Hamiltonian of nonlinear pendulum, and the respective separatrix action  $8/\pi$  (see, for instance, Ref. [17]) is much larger than  $\hbar_{\text{eff}}$ . If the condition

$$n_1\omega(E = E_{\text{res}}) = n_2\nu(\tau), \quad (7)$$

where  $n_1$  and  $n_2$  are integers,  $\omega$  is the frequency of atom oscillations in the unperturbed optical potential,  $E$  is atom energy, is fulfilled, there arises classical nonlinear resonance.

Let's divide time axis into consecutive intervals  $[t_0 : t_1]$ ,  $[t_1 : t_2]$ ,  $[t_2 : t_3]$ , ... of length  $\varepsilon^{-1}$ . As  $\mu \ll \varepsilon$ , variation of the frequency  $\nu$  within each interval is negligible, that is,  $\nu$  can be treated as a fixed quantity. Then one can replace frequency  $\nu(\tau)$  in Eq. (7) by the mean frequency  $\bar{\nu}$  averaged over the interval. After this replacement, motion in the vicinity of resonance (7) can be described using the theory of nonlinear resonance in Hamiltonian

systems [17]. In particular, it is well known that a particle captured into nonlinear resonance undergoes quasiperiodic oscillations modulated with frequency  $\omega_{\text{ph}} \sim \sqrt{\varepsilon}$ . Value of  $\bar{\nu}$  weakly changes on each successive time interval, thereby the resonance values of energy  $E_{\text{res}}$  slowly change as well.

Assume that some nonlinear resonance doesn't overlap significantly with other resonances, i. e. the Chirikov's criterion [18] is not satisfied. Then phase space area occupied by the resonance is an adiabatic invariant. In this case, some fraction of the atomic ensemble, being initially trapped by the resonance, can be retained inside, despite of the resonance displacing. Such behavior is a kind of autoresonance. Thus, it turns out that resonance (7) can work as a "vehicle" for atoms, transporting them to the desirable energy range.

## 4 Numerical simulation

### 4.1 Classical autoresonance

In numerical simulation, we use the sawtooth adiabatic phase modulation of the form

$$\psi = \frac{bT}{2} \left( \frac{\xi}{T} \right)^2, \quad \xi = \tau \pmod{T}, \quad (8)$$

where  $T$  is a dimensionless period of modulation, related to its dimensional analogue by means of the formula  $T = \omega_n T_{\text{real}}$ . Frequency of the perturbation varies as

$$\nu(\tau) = \bar{\omega}_0 + b\xi(\tau)/T, \quad (9)$$

i.e. it grows linearly within each period of modulation. Throughout this paper we shall term periods of adiabatic modulation as adiabatic cycles. Parameters  $\bar{\omega}_0$  and  $b$  are specified to satisfy the condition (7) with  $n_1 = n_2 = 1$ , i. e. the main resonance should occur. Also, we demand that the resonance domain in phase space should move from the vicinity of the unperturbed separatrix towards center fixed points ( $x = 2\pi N$ ,  $p = 0$ ,  $N$  is integer) corresponding to the lowest value of energy. These requirements are well satisfied with  $\bar{\omega}_0 = b = 0.5$ . Also, we take  $\varepsilon = 0.05$  and  $T = 1000\pi$ . According to Eq. (3), this yields  $\omega_0 = 2.45$  MHz and  $T_{\text{real}} = 0.64$  ms.

Numerical simulation of the classical atom dynamics had been carried out with the ensemble of  $10^5$  atoms. The initial phase space distribution had

been taken in the Gaussian form:

$$\rho(p, x, \tau = 0) = \frac{\delta(x - x_0)}{\sqrt{2\pi}\sigma_p} \exp \left[ -\frac{(p - p_0)^2}{2\sigma_p^2} \right], \quad (10)$$

where  $x_0 = 0$ ,  $p_0 = 2$ ,  $\sigma_p = 0.2$ , i. e. the ensemble is initially concentrated in the vicinity of the separatrix with a little spread in momentum. The upper panel of Fig. 1 represents phase space distributions of atoms at different time instants. In order to demonstrate the role of nonlinear resonance, we introduce the local Hamiltonian

$$H'_{\text{loc}}(x, p, \bar{t}) = \frac{p^2}{2} - \cos x + \varepsilon \cos [x - \nu(\tau)\bar{t}], \quad (11)$$

describing atom dynamics within a time interval centered at  $t = \tau$ . Here  $\tau$  is treated as a parameter. Function  $\nu(\tau)$  is given by Eq. (9). The lower panel of Fig. 1 illustrates the Poincaré sections for the Hamiltonian (11) with various  $\tau$ . As it follows from the figure, the ensemble goes over the cascade of distinctive stages of evolution. Below we shall briefly describe these stages.

Perturbation leads to emergence of a chaotic layer in the vicinity of the separatrix. The remainder of phase space corresponds to regular motion. Initially the atomic ensemble almost entirely belongs to the chaotic layer and, therefore, rapidly spreads along the separatrix. Resonance  $n_1 = n_2 = 1$  reveals itself as an island occupied by the chaotic sea. Phase space volume corresponding to the island grows with time, that is, atoms can penetrate into the island from outside area [19]. This process is accompanied by shrinking of the central domain of stability, as it is demonstrated in the plots corresponding to  $\tau = 400\pi$ . Both these tendencies enable atoms to diffuse deeper and deeper into the domain of finite motion. Adiabatic phase modulation makes the resonance moving towards the center fixed point. At some moment, the resonance reaches the internal boundary of the chaotic layer and falls into the central domain of stability, carrying along the atoms which have penetrated into the island. It is clearly seen in the plot depicting the atom distribution at  $\tau = 800\pi$ , when the resonance has already deepened into the regular domain. As the resonance joins the regular domain, width of the chaotic layer significantly decreases. At the final phase of the modulation the resonance reaches the center of phase space. As a result, large fraction of the atomic ensemble becomes localized near the minima of the potential. This sequence of stages results in decreasing of mean atomic energy during the first cycle of the adiabatic modulation, as it is shown in Fig. 2.

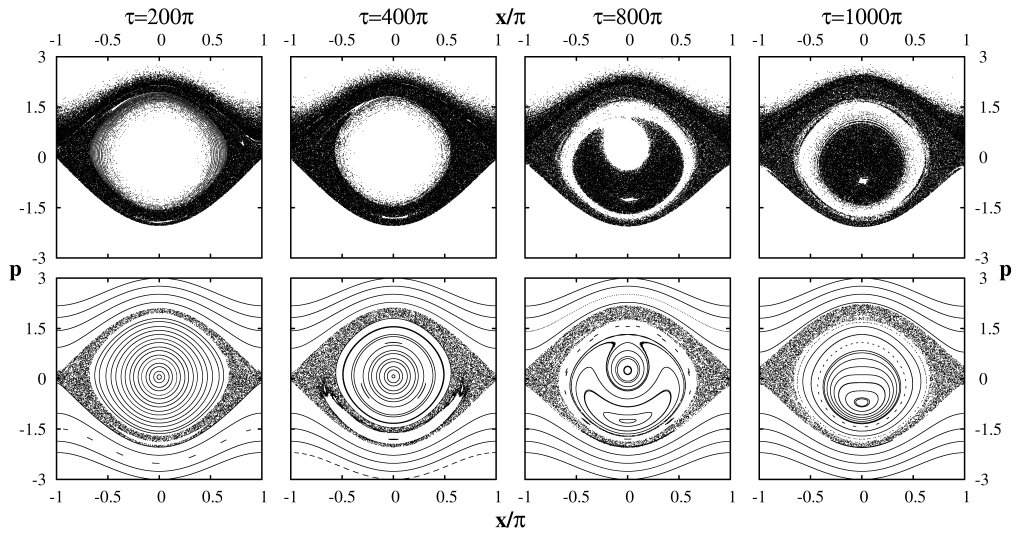


Figure 1: Phase space distributions of atoms during the first adiabatic cycle (upper panel), and the corresponding Poincaré sections for the local Hamiltonian (11) (lower panel). Corresponding values of  $\tau$  are indicated above the plots.

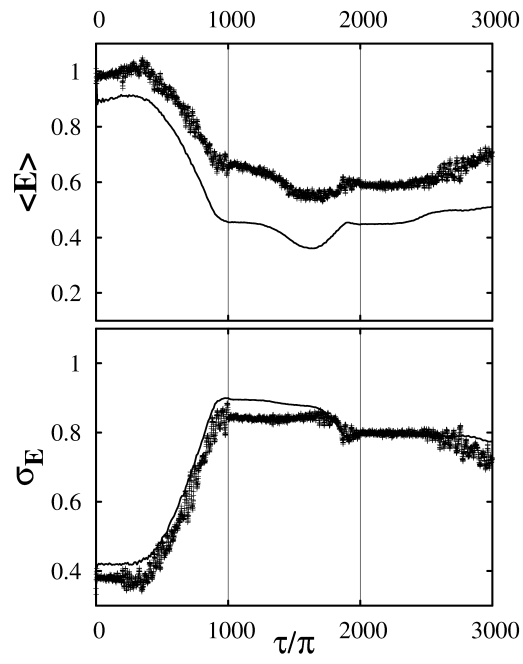


Figure 2: Mean energy (upper plot) and energy variance (lower plot) vs time for classical (solid) and quantum (crosses) atomic ensembles.

During the subsequent adiabatic cycles, efficiency of autoresonance-assisted localization ceases because atomic ensemble becomes more and more spread in the phase space domain of finite motion. Indeed, the most efficient localization is expected if the initial energy distribution is strongly inhomogeneous, with a peak near the separatrix energy, otherwise the “moving” resonance can capture atoms with smaller energies than  $E_{\text{res}}(\tau)$  (see Eq. 7). In the latter case capturing into resonance should result in energy growth instead of decreasing. As it is shown in Fig. 2, mean energy decreases until  $\tau \simeq 1600\pi$ , when resonance (7) approaches the center of phase space second time and traps atoms localized during the first adiabatic cycle. Then mean energy starts growing.

Ensemble spreading is reflected in the time dependence of energy variance  $\sigma_E = \sqrt{\langle E^2 \rangle - \langle E \rangle^2}$ . During the first adiabatic cycle energy variance rapidly grows because resonance detaches large atomic cloud from the ensemble. Then variance slowly decreases revealing gradual transition to the state with uniform occupation of the accessible phase space area. An analogous situation had been observed in similar classical models (see Refs. [14, 15]).

## 4.2 Quantum autoresonance

Quantum atom dynamics had been examined by solving numerically the Schrödinger equation (6). Quantum analogue of nonlinear resonance is quantum nonlinear resonance [20] manifesting itself as enhancement of energy exchange within some group of levels belonging to the same energy range.

In the quantum case, mean energy and energy variance can be evaluated by means of the expansion

$$\Phi(x, \tau) = \sum_m a_m(\tau) \Phi_m(x), \quad (12)$$

where  $\Phi_m(x)$  is the  $m$ -th eigenfunction of the unperturbed Hamiltonian. The eigenfunctions are the solutions of the Sturm-Liouville problem

$$-\hbar_{\text{eff}}^2 \frac{d^2 \Phi_m(x)}{dx^2} - \cos(x) \Phi_m(x) = E_m \Phi_m(x) \quad (13)$$

with periodic boundary conditions imposed. Moments of energy distribution are expressed as

$$\langle E^n \rangle(\tau) = \sum_m a_m(\tau) a_m^*(\tau) E_m^n \quad (14)$$



with the normalization condition  $\sum_m |a_m|^2 = 1$ . The initial state had been chosen as a superposition of coherent states

$$\Phi(\tau = 0) = \sum_{k=1}^{100} \frac{\exp[-\frac{(x-x_0)^2}{4\Delta^2} + \frac{ip_k(x-x_0)}{\hbar_{\text{eff}}}]}{\sqrt[4]{2\pi\Delta^2}}, \quad (15)$$

where  $\Delta = 0.5$ ,  $p_k$  is a gaussian random variable with mean value 2 and variance 0.25.

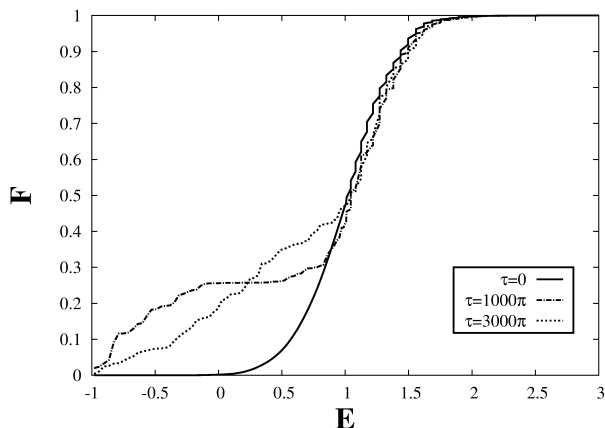


Figure 3: Cumulative energy distribution for  $\tau = 0$  (solid),  $\tau = 1000\pi$  (chain) and  $\tau = 3000\pi$  (dotted).

As it follows from Fig. 2, quantum wavepacket undergoes the same sequence of stages as the classical ensemble, and quantum and classical curves have notably the same form. Efficiency of localization can be estimated by means of the cumulative energy distribution

$$F(E, \tau) = \int_{E_{\min}}^E \rho(E, \tau) dE, \quad (16)$$

where  $\rho(E, \tau)$  is atom energy distribution,  $E_{\min} = -1$  is the minimum of the unperturbed potential. Fig. 3 represents cumulative energy distributions at three time instants: initial time, the end of the first adiabatic cycle, and the end of the third adiabatic cycle. At the end of the first adiabatic cycle,

approximately 28 percents of the overall energy belongs to low energy levels with  $E \leq 0$ . However, at the end of the third adiabatic cycle, wavepacket becomes widespread over the phase space domain of finite motion, and energy distribution becomes almost uniform. This is reflected in nearly linear growth of  $F(E)$  for  $E < 1$ .

## 5 Conclusion

To summarize, we have demonstrated a simple scheme allowing one to localize a considerable fraction of an atomic ensemble near the minima of an optical potential. The scheme is based upon the effect of autoresonance. We suggest that our method may be used as an intermediate stage of laser cooling. Efficiency of the scheme proposed depends on the two factors. Firstly, atom dynamics should be enough “semiclassical”, that is, the effective Planck constant  $\hbar_{\text{eff}}$  should be fairly small. Secondly, the efficiency increases with insreasing period of the adiabatic modulation.

## Acknowledgments

The work is supported by Russian Foundation of Basic Research (projects 09–02–01258 and 09–02–00358), the Program of the Prezidium of the Russian Academy of Sciences “Fundamental problems of nonlinear dynamics”, and the “Dynasty” foundation.

## References

- [1] G. Grynberg, C. Robilliard, *Phys. Rep.* **355**, 335 (2001).
- [2] G. Raithel, N. Morrow, *Adv. At. Mol. Opt. Phys.* **53**, 1877 (2006).
- [3] I. Bloch, J. Dalibard, W. Zwerger, *Rev. Mod. Phys.* **80**, 885 (2008).
- [4] F. Renzoni, *Contemp. Phys.* **46**, 161 (2005).
- [5] M.A. Nielsen, L.L. Chuang, *Quantum Computation and Quantum Information* (Cambridge University Press, Cambridge, 2000).
- [6] D. Jaksch, *Contemp. Phys.* **45**, 367 (2004).

- [7] S. V. Prants, L.E. Kon'kov, *JETP Letters* **73**, 1801 (2001).
- [8] S.V. Prants, M. Edelmam, G.M. Zaslavsky, *Phys. Rev. E* **66**, 046222 (2002).
- [9] S. V. Prants, *JETP* **109**, 751 (2009).
- [10] V. Yu. Argonov, S.V. Prants, *JETP* **96**, 832 (2003).
- [11] V.Yu. Argonov, S.V. Prants, *Phys. Rev. A* **75**, 063428 (2007).
- [12] D.V. Makarov, M.Yu. Uleysky, *Phys. Rev. E* **75**, 065201 (2007).
- [13] X. Leoncini, A. Neishtadt, A. Vasiliev, *Phys. Rev. E* **79**, 026213 (2009).
- [14] D.V. Makarov, E.V. Sosedko, M.Yu. Uleysky, *Eur. Phys. J. B* **73**, 571 (2010).
- [15] M.Yu. Uleysky, E.V. Sosedko, D.V. Makarov, *Tech. Phys. Lett.* **36**, 1082 (2010).
- [16] L. Friedland, *Phys. Rev. E* **61**, 3732 (2000).
- [17] G.M. Zaslavsky, *Physics of Chaos in Hamiltonian Systems* (Imperial College Press, London, 1998).
- [18] B.V. Chirikov, *Phys. Rep.* **52**, 265 (1979).
- [19] A.P. Itin, A.I. Neishtadt, A.A. Vasiliev, *Physica D* **141**, 281 (2000).
- [20] G.P. Berman, A.R. Kolovsky, *Sov. Phys. Usp.* **35**, 303 (1992).