

Proposal for a local heating driven spin current generator

Sun-Yong Hwang,^{1,2} Jong Soo Lim,² Rosa López,^{2,3} Minchul Lee,⁴ and David Sánchez^{2,3}

¹*Department of Physics, Pohang University of Science and Technology, Pohang 790-784, Korea*

²*Institut de Física Interdisciplinària i Sistemes Complexos IFISC (UIB-CSIC), E-07122 Palma de Mallorca, Spain*

³*Departament de Física, Universitat de les Illes Balears, E-07122 Palma de Mallorca, Spain*

⁴*Department of Applied Physics, College of Applied Science, Kyung Hee University, Yongin 446-701, Korea*

We propose a two-terminal spin-orbit interferometer with a hot molecule inserted in one of its arms to generate pure spin currents. Local heating is achieved by coupling the vibrational modes of the molecule to a third (phononic) reservoir. We show that this spin calorimetric effect is due to the combined influence of spin-dependent wave interference and inelastic scattering. Remarkably, the device converts heat flow into spin-polarized current even without applying any voltage or temperature difference to the electronic terminals.

Recent experimental demonstrations of spin-polarized currents using thermal gradients only^{1,2} has fueled the interest in finding synergies between thermoelectricity and spintronics. Thus, the field of spin caloritronics³ seeks new functionalities that exploit the coupling of charge, spin and energy degrees of freedom in nanostructures. Here we propose a molecule-based spin caloritronic device that extracts heat from a nearby phonon bath and transforms it into a spin current that flows out into coupled electronic reservoirs. Crucial to our setup is the presence of tunable spin-orbit interactions that causes traveling electrons to acquire a phase which depends on its spin orientation within an Aharonov-Bohm-type interferometer.

Recent works predict that heat current can be converted into electric current in three-terminal thermoelectric nanodevices either due to inelastic processes at a molecular bridge⁴ or due to Coulomb coupling in interacting quantum dots.⁵ The generated charge current is determined by the temperature difference between the third terminal kept at an elevated temperature and the base temperature of the system. Further investigations include time-reversal symmetry breaking effects,⁶ chaotic cavity heat engines,⁷ and phonon-assisted instabilities.⁸ The effect originates from a rectification of temperature fluctuations in the coupled unbiased conductor, similarly to the directed motion induced in the drag effect.⁹ Importantly, unlike the pure electric case which requires four current-carrying terminals, in these thermoelectric effects it suffices to couple a third energy-supplying subsystem (electronic or phononic).

Our proposal considers an Aharonov-Bohm (AB) ring connected to two normal electronic reservoirs and a molecule embedded in one arm of the ring, see Fig. 1. For definiteness, the molecule is assumed to have a single level active for transport. The system is subjected to Rashba spin-orbit interaction arising in inversion asymmetric potentials. This configuration has been shown to give rise to local spin polarizations,¹⁰ spin separation,¹¹ and pure spin currents.¹² Furthermore, this is a useful setup to analyze the competition between spin random-

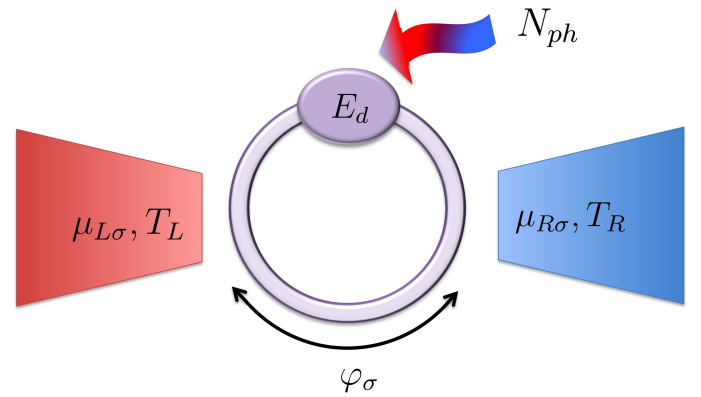


Figure 1. Schematics of the setup. A molecule or quantum dot with a single level E_d is embedded in an Aharonov-Bohm ring coupled to two Fermi reservoirs (L and R) with electrochemical potentials $\mu_{L(R)}$ and temperatures $T_{L(R)}$. A spin-dependent phase ϕ_σ originates from spin-orbit Rashba interactions, generally leading to spin-dependent chemical potentials, μ^σ . Our device is influenced by the presence of a bosonic bath described by the Bose-Einstein distribution function N_{ph} with temperature T_P .

izing Rashba interactions and many-body spin singlets arising from Kondo correlations.^{13,14} These works require small voltage biases applied to the Fermi reservoirs. In contrast, our device operates in the entire absence of electric or thermal gradients applied to the leads but is instead based on a hot phonon field locally coupled to the embedded molecule.

The model Hamiltonian for our device, $\mathcal{H} = \mathcal{H}_C + \mathcal{H}_M + \mathcal{H}_T$, consists of three parts: $\mathcal{H}_C = \sum_{\ell=L/R, k, \sigma} \varepsilon_{k\sigma} c_{\ell k\sigma}^\dagger c_{\ell k\sigma}$ is the Hamiltonian of two normal left (L) and right (R) electronic reservoirs, $\mathcal{H}_M = \sum_{\sigma} E_d d_{\sigma}^\dagger d_{\sigma} + \hbar\omega_0 a^\dagger a + \lambda(a + a^\dagger) \sum_{\sigma} d_{\sigma}^\dagger d_{\sigma}$ describes the embedded molecule with level E_d coupled to a phonon bath with an excitation frequency ω_0 and coupling strength λ , and $\mathcal{H}_T = \sum_{\ell, k, \sigma} (V_{\ell} c_{\ell k\sigma}^\dagger d_{\sigma} + \text{H.c.}) +$

$\sum_{k,p,\sigma} \left(W e^{i\varphi_\sigma} c_{Rp\sigma}^\dagger c_{Lk\sigma} + \text{H.c.} \right)$ accounts for electron tunneling between the molecule and the reservoirs. Here, $c_{\ell k\sigma} (c_{\ell k\sigma}^\dagger)$ are fermionic annihilation (creation) operators for electrons with wave vector k and spin σ in lead $\ell = L/R$ and $d_\sigma (d_\sigma^\dagger)$ represent electrons at the molecule site and $a (a^\dagger)$ denotes the bosonic annihilation (creation) operator. V_ℓ is the probability amplitude for an electron transfer between the molecule and the electronic reservoirs whereas W describes direct tunneling between electronic reservoirs. The effect of Rashba spin-orbit interaction is embodied in the phase factor¹⁰⁻¹⁴ $\varphi_\sigma = \sigma\varphi$, where $\varphi = \alpha_R l$ (α_R is the Rashba strength and l the size of the molecule) and $\sigma = +(-)$ for spins up (down).

We consider thermoelectric effects in the linear response regime. Thus, we expand the electrochemical potential and temperature in each electronic reservoir around the equilibrium state defined with common chemical potential μ and base temperature T . Then, $\mu_{\ell\sigma} = \mu + \Delta\mu_{\ell\sigma}$ and $T_{L/R} = T \pm \Delta T/2$; similarly, $T_P = T + \Delta T_P$ for the phonon bath. Using $\Delta\mu_\sigma = \mu_{L\sigma} - \mu_{R\sigma}$, we define the charge and spin voltage biases $e\Delta V = (\Delta\mu_\uparrow + \Delta\mu_\downarrow)/2$ and $e\Delta V_s = (\Delta\mu_\uparrow - \Delta\mu_\downarrow)/2$, respectively.¹⁶ Hence, the spin-resolved current is

$$I_\sigma = G(\varphi_\sigma)\Delta V + \sigma G(\varphi_\sigma)\Delta V_s + L(\varphi_\sigma)\frac{\Delta T}{T} + X_P(\varphi_\sigma)\frac{\Delta T_P}{T}. \quad (1)$$

The transport coefficient G is the linear conductance in response to a charge or spin voltage shift. L is the thermoelectric response due to a temperature difference applied to the electronic leads. Finally, X_P describes phonon-assisted transport owing to possible temperature differences between the bosonic bath and the system. We remark that local phonon heating effects have been investigated in electronic molecular systems.^{17,18}

Importantly, the transport coefficients in Eq. (1) have elastic and inelastic contributions: $G = G_{el} + G_P$ and $L = L_{el} + L_P$. Expressions for G_{el} and L_{el} can be found in Ref. 6 with the replacement $\varphi_{AB} \rightarrow \varphi_\sigma$. We here prefer to focus on the inelastic contribution originated from electron-phonon (e-ph) coupling since it is precisely the combined effect of inelastic scattering and spin-orbit interaction which establishes the operating principle of our proposed device. Within the nonequilibrium Green function approach,¹⁵ we find $G_P(\varphi_\sigma) = (2\lambda^2 e^2/h) \int d\varepsilon B(\varepsilon, \varphi_\sigma) M_0(\varepsilon, \varphi_\sigma)$, where $B(\varepsilon, \varphi_\sigma) = (N_T/k_B T) \tilde{\Gamma}(\varepsilon_+) \tilde{\Gamma}(\varepsilon_-) |\mathcal{G}_{\sigma,\sigma}^r(\varepsilon_+) \mathcal{G}_{\sigma,\sigma}^r(\varepsilon_-)|^2 (1 - f_0(\varepsilon_+)) f_0(\varepsilon_-)$ and $M_0(\varepsilon, \varphi_\sigma) \equiv 1 - \mathcal{A}(\varepsilon_+) \mathcal{A}(\varepsilon_-) + \sqrt{\mathcal{T}(\varepsilon_+) \mathcal{T}(\varepsilon_-)} \sin^2(\varphi_\sigma)$ with $\varepsilon_\pm = \varepsilon \pm \hbar\omega_0/2$, the Fermi distribution function $f_0(\varepsilon) = (e^{(\varepsilon-\mu)/k_B T} + 1)^{-1}$, and the Bose occupation factor $N_T = (e^{\hbar\omega_0/k_B T} - 1)^{-1}$, both evaluated at equilibrium. Here, $\tilde{\Gamma}(\varepsilon) = (\Gamma_L(\varepsilon) + \Gamma_R(\varepsilon))/(1 + \xi(\varepsilon))$ is the (renormalized) total resonance width, where $\Gamma_\ell(\varepsilon) = \pi\rho_\ell(\varepsilon)V_\ell^2$ and $\xi(\varepsilon) = \pi^2\rho_L(\varepsilon)\rho_R(\varepsilon)W^2$ is the direct tunneling coupling, with $\rho_\ell(\varepsilon)$ the l -lead density of states. The retarded Green's function in the absence of e-ph coupling is given by $\mathcal{G}_{\sigma,\sigma}^r(\varepsilon) = (\varepsilon - \varepsilon_d + i\tilde{\Gamma} + \tilde{\Gamma}\sqrt{\alpha\xi}\cos\varphi_\sigma)^{-1}$ with

$\alpha(\varepsilon) = 4\Gamma_L\Gamma_R/(\Gamma_L + \Gamma_R)^2$. We have defined the functions $\mathcal{A}(\varepsilon) = [(\Gamma_L - \Gamma_R)/(\Gamma_L + \Gamma_R)][(1 - \xi)/(1 + \xi)]$ and $\mathcal{T}(\varepsilon) = 4\alpha\xi/(1 + \xi)^2$. The thermopower inelastic term can be cast in the form $L_P(\varphi_\sigma) = (2\lambda^2 e/h) \int d\varepsilon [(\varepsilon - \mu)B(\varepsilon, \varphi_\sigma)M_0(\varepsilon, \varphi_\sigma) + (\hbar\omega_0/2)M_1(\varepsilon, \varphi_\sigma)]$, where $M_1(\varepsilon, \varphi_\sigma) \equiv \mathcal{A}(\varepsilon_+)\sqrt{\mathcal{T}(\varepsilon_-)} - \mathcal{A}(\varepsilon_-)\sqrt{\mathcal{T}(\varepsilon_+)}\sin\varphi_\sigma$. Finally, the phonon assisted current contribution is $X_P(\varphi_\sigma) = (2\lambda^2 e/h)\hbar\omega_0 \int d\varepsilon B(\varepsilon, \varphi_\sigma)M_2(\varepsilon, \varphi_\sigma)$ with $M_2(\varepsilon, \varphi_\sigma) \equiv [\mathcal{A}(\varepsilon_-) - \mathcal{A}(\varepsilon_+)] + [\sqrt{\mathcal{T}(\varepsilon_+)} - \sqrt{\mathcal{T}(\varepsilon_-)}]\sin\varphi_\sigma$.

In the wide-band limit, ρ_ℓ is energy independent. Then, $\mathcal{T}(\varepsilon)$ and $\mathcal{A}(\varepsilon)$ become constants and we find $X_P(\varphi_\sigma) = 0$, i.e., the spin current I_σ is insensitive to changes in T_P . Interestingly, for the general case of energy-dependent densities of states our model predicts, quite generally, a spin-dependent flow generated by nonzero ΔT_P . To see this, let us analyze the charge $I_c = I_\uparrow + I_\downarrow$ current,

$$I_c = [G(\varphi_\uparrow) + G(\varphi_\downarrow)]\Delta V + [G(\varphi_\uparrow) - G(\varphi_\downarrow)]\Delta V_s + [L(\varphi_\uparrow) + L(\varphi_\downarrow)]\frac{\Delta T}{T} + [X_P(\varphi_\uparrow) + X_P(\varphi_\downarrow)]\frac{\Delta T_P}{T}, \quad (2)$$

and the spin $I_s = I_\uparrow - I_\downarrow$ current,

$$I_s = [G(\varphi_\uparrow) - G(\varphi_\downarrow)]\Delta V + [G(\varphi_\uparrow) + G(\varphi_\downarrow)]\Delta V_s + [L(\varphi_\uparrow) - L(\varphi_\downarrow)]\frac{\Delta T}{T} + [X_P(\varphi_\uparrow) - X_P(\varphi_\downarrow)]\frac{\Delta T_P}{T}. \quad (3)$$

In order to examine the possibility of generating pure spin current, i.e., $I_c = 0$ and $I_s \neq 0$, only via local heating ($\Delta T_P \neq 0$) we set $\Delta T = 0$ henceforth. Due to symmetry considerations, we have $G(\varphi_\uparrow) = G(\varphi_\downarrow) \equiv G(\varphi)$. In addition, for symmetric couplings ($\Gamma_L = \Gamma_R$) we find $X_P(\varphi_\uparrow) = -X_P(\varphi_\downarrow) \equiv X_P(\varphi)$. Hence, Eqs. (2) and (3) reduce to

$$I_c = 2G(\varphi)\Delta V, \quad (4)$$

$$I_s = 2G(\varphi)\Delta V_s + 2X_P(\varphi)\frac{\Delta T_P}{T}. \quad (5)$$

This particularly simple result is central to our proposal. When no dc voltage is applied ($\Delta V = 0$), the charge current I_c vanishes and just a pure spin current remains. Furthermore, when the spin relaxation time in the reservoirs is very short,¹⁹ we can neglect the term proportional to the spin bias ΔV_s and thus I_s is uniquely determined by the temperature difference between the phonon bath and the system. In general, our thermomagnetic device produces spin-polarized currents from temperature differences only.

For realistic systems, lead couplings can be asymmetric and we then obtain nonvanishing charge currents. However, this finite charge current can be cancelled by applying a compensating bias voltage across the system. A similar compensation effect has been proposed for a two-terminal quantum dot system.²⁰ The difference is that

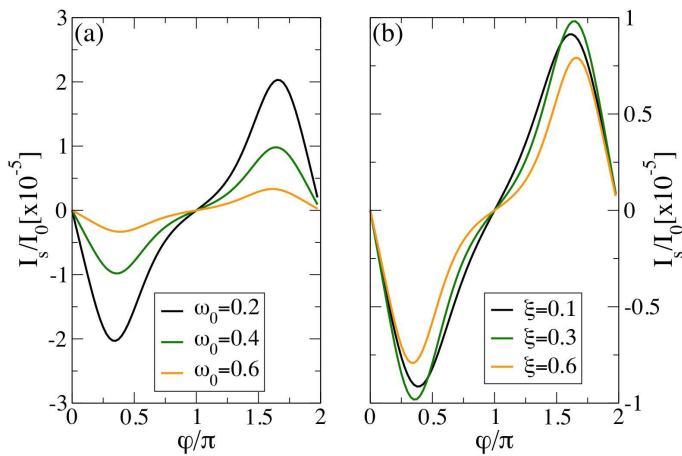


Figure 2. Normalized spin current versus the Rashba phase φ for (a) different phonon frequencies ω_0 at fixed direct tunnel coupling $\xi = 0.4$ and (b) different values of ξ for $\omega_0 = 0.4$. Parameters: $\lambda = 0.8$, $T = 0.1$, $\Delta T_P = 0.05$, $E_d = 0.8$, and bandwidth $D = 10$ with a semielliptic density of states $\rho(\varepsilon) = \sqrt{1 - 4(\varepsilon/D)^2}$. Here, energies are given in units of Γ and the current unit is $I_0 = e\omega_0\lambda^2/\Gamma^2$.

we heat up the molecule using local phonon coupling and allow for (Rashba) electric fields while Ref. 20 uses Zeeman magnetic fields. Thus, our proposed device is an *all-electrical* setup.

Figures 2 and 3 display the spin currents as a function of the Rashba phase φ and the molecular energy level E_d for various values of the phonon frequency ω_0 and direct tunneling strength ξ . Figure 2 shows oscillations of the spin current when φ changes from 0 to 2π . At fixed temperature, the number of phonons decreases when ω_0 grows, yielding lower spin currents as shown in Fig. 2(a). In Fig. 2(b), we observe a weak dependence of the spin current amplitude on ξ . This is a nice property—the generated spin polarization is robust against unintentional variations of the background transmission. Figure 3 illustrates the gate dependence of I_s at a fixed Rashba phase. We also find that the current amplitude enhances as ω_0 decreases. Spin currents are maximized for specific positions of the molecular level: $E_d = -0.25\Gamma$, and $E_d = 0.75\Gamma$. Moreover, the level positions at which I_s is maximal depends weakly on ω_0 . Finally, Fig. 3(b) presents small variation of the spin current when ξ varies substantially, in agreement with the robustness discussed above.

In prototypical molecular transistors, vibrational frequencies are found to be of the order of THz for C_{60} ²¹ and carbon nanotubes.²² These systems are most suitable to test our predictions due to their intrinsic spin-orbit coupling.²³ We estimate from Figs. 2 and 3 that the achievable spin currents at equilibrium conditions are of the order of $I_s \sim 1$ pA for $\Gamma = \lambda = 1$ meV, $\omega_0 = 1$ THz, $T = 1$ K and $\Delta T_P = 0.5$ K. This current range is small

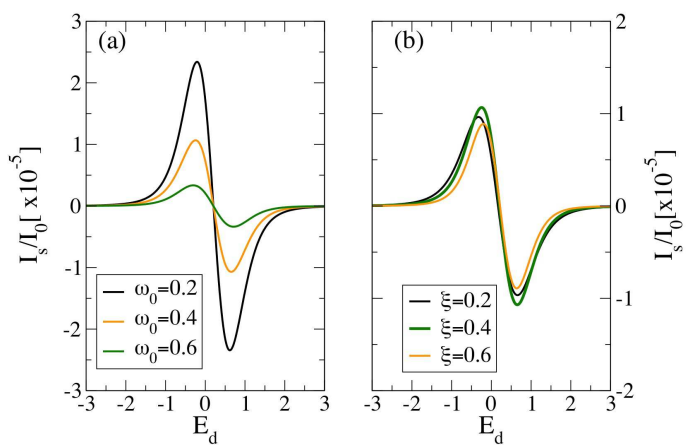


Figure 3. Normalized spin current versus the energy level position E_d for (a) different phonon frequency ω_0 at fixed direct tunnel coupling $\xi = 0.4$ and (b) different values of ξ for $\omega_0 = 0.4$. Parameters are taken as in Fig. 2 with a fixed Rashba phase $\varphi = 0.35\pi$ near which the maximum spin current amplitude occurs.

but can be detected within present techniques.²⁴

In summary, we have proposed a spin current generator by locally heating a molecule embedded in a spin-orbit interferometer. Our device works even in the absence of voltage and temperature bias applied to the electronic terminals. We have found that optimal spin polarization can be determined by adjusting the Rashba spin-orbit coupling and the energy level of the molecule. Our results are relevant in view of recent developments in the field of spin caloritronics. Analogous setups could be envisaged where spin is replaced with orbital (pseudospin) degrees of freedom.²⁵

The authors acknowledge the support from MEC D under Grants No. FIS2011-2352 and CSD2007-00042 (CPAN), and the National Research Foundation (NRF) grant funded by the Korea government (MEST) (Grant No. 2011-0030790).

REFERENCES

- ¹K. Uchida, S. Takahashi, K. Harii, J. Ieda, W. Koshibae, K. Ando, S. Maekawa, and E. Saitoh, *Nature* **455**, 778 (2008).
- ²A. Slachter, F. L. Bakker, J-P. Adam, and B. J. van Wees, *Nature Phys.* **6**, 879 (2010).
- ³G. E. W. Bauer, A. H. MacDonald, and S. Maekawa, *Solid State Commun.* **150**, 459 (2010).
- ⁴O. Entin-Wohlman, Y. Imry, and A. Aharony, *Phys. Rev. B* **82**, 115314 (2010).
- ⁵R. Sánchez and M. Büttiker, *Phys. Rev. B* **83**, 085428 (2011).
- ⁶O. Entin-Wohlman and A. Aharony, *Phys. Rev. B* **85**, 085401 (2012).
- ⁷B. Sothmann, R. Sánchez, A. N. Jordan, and M. Büttiker, *Phys. Rev. B* **85**, 205301 (2012).
- ⁸L. Simine and D. Segal, *Phys. Chem. Chem. Phys.* **14**, 13820 (2012).

- ⁹R. Sánchez, R. López, D. Sánchez, and M. Büttiker, Phys. Rev. Lett. **104**, 076801 (2010).
- ¹⁰Q-f. Sun and X. C. Xie, Phys. Rev. B **73**, 235301 (2006).
- ¹¹F. Chi and J. Zheng, Appl. Phys. Lett. **92**, 062106 (2008).
- ¹²H-F. Lü and Y. Guo, Appl. Phys. Lett. **91**, 092128 (2007).
- ¹³E. Vernek, N. Sandler, and S. E. Ulloa, Phys. Rev. B **80**, 041302(R) (2009).
- ¹⁴J. S. Lim, M. Crisan, D. Sánchez, R. López, and I. Grosu, Phys. Rev. B **81**, 235309 (2010).
- ¹⁵H. J. W. Haug and A.-P. Jauho, *Quantum Kinetics in Transport and Optics of Semiconductors* (Springer, Berlin, 2008).
- ¹⁶R. Swirkowicz, M. Wierzbicki, and J. Barnas, Phys. Rev. B **80**, 195409 (2009).
- ¹⁷T. Frederiksen, M. Brandbyge, N. Lorente, and A.-P. Jauho, Phys. Rev. Lett. **93**, 256601 (2004).
- ¹⁸M. Galperin, A. Nitzan, and M. A. Ratner, Phys. Rev. B **75**, 155312 (2007).
- ¹⁹M. Johnson and R. H. Silsbee, Phys. Rev. Lett. **55**, 1790 (1985).
- ²⁰T. Rejec, R. Zitko, J. Mravlje, and A. Ramsak, Phys. Rev. B **85**, 085117 (2012).
- ²¹H. Park, J. Park, A. K. L. Lim, E. H. Anderson, A. P. Alivisatos, and P. L. McEuen, Nature **407**, 57 (2000).
- ²²R. Leturcq, Ch. Stampfer, K. Inderbitzin, L. Durrer, Ch. Hierold, E. Mariani, M. G. Schultz, F. von Oppen, and K. Ensslin, Nature Phys. **5**, 327 (2009).
- ²³E. D. Minot, Y. Yaish, V. Sazonova, and P. L. McEuen, Nature **428**, 536 (2000).
- ²⁴A. Javey, J. Guo, Q. Wang, M. Lundstrom, and H. Dai, Nature **424**, 654 (2003).
- ²⁵J. S. Lim, R. López and D. Sánchez, arXiv:1306.1726.