



Limits on the space-time variations of fundamental constants

S. A. Levshakov^{1,2}, C. Henkel^{3,4}, D. Reimers⁵, and P. Molaro^{6,7}

- ¹ Ioffe Physical-Technical Institute, Russian Academy of Sciences, Polytekhnicheskaya Str. 26, 194021 St. Petersburg, Russia
- ² St. Petersburg Electrotechnical University 'LETI', Prof. Popov Str. 5, 197376 St. Petersburg, Russia
- ³ Max-Planck-Institut für Radioastronomie, Auf dem Hügel 69, D-53121 Bonn, Germany
- ⁴ Astronomy Department, King Abdulaziz University, P.O. Box 80203, Jeddah 21589, Saudi Arabia
- ⁵ Hamburger Sternwarte, Universität Hamburg, Gojenbergsweg 112, D-21029 Hamburg, Germany
- ⁶ INAF – Osservatorio Astronomico di Trieste, Via Tiepolo 11, I-34131 Trieste, Italy
- ⁷ Centro de Astrofísica, Universidade do Porto, Rua das Estrelas, 4150-762, Porto, Portugal
e-mail: lev@astro.ioffe.rssi.ru

Abstract. We report on new tests that improve our previous (2009-2010) estimates of the electron-to-proton mass ratio variation, $\mu = m_e/m_p$. Subsequent observations (2011-2013) at the Effelsberg 100-m telescope of a sample of eight molecular cores from the Milky Way disk reveal systematic errors in the measured radial velocities varying with an amplitude $\approx \pm 0.01 \text{ km s}^{-1}$ during the exposure time. The averaged offset between the radial velocities of the rotational transitions of $\text{HC}_3\text{N}(2-1)$, $\text{HC}_5\text{N}(9-8)$, $\text{HC}_7\text{N}(16-15)$, $\text{HC}_7\text{N}(21-20)$, and $\text{HC}_7\text{N}(23-22)$, and the inversion transition of $\text{NH}_3(1,1)$ gives $\langle \Delta V \rangle = 0.002 \pm 0.015 \text{ km s}^{-1}$ [3σ confidence level (C.L.)]. This value, when interpreted in terms of $\Delta\mu/\mu = (\mu_{\text{obs}} - \mu_{\text{lab}})/\mu_{\text{lab}}$, constrains the μ -variation at the level of $\Delta\mu/\mu < 2 \times 10^{-8}$ (3σ C.L.), which is the most stringent limit on the fractional changes in μ based on radio astronomical observations.

Key words. Line: profiles – ISM: molecules – Radio lines: ISM – Techniques: radial velocities – elementary particles

1. Introduction

This study is aimed to test whether dimensionless physical constants are really constants, or whether they vary with space and time. The latter would imply, at some level, a violation of the Einstein equivalence principle (EEP), i.e., local position invariance (LPI) and local

Lorentz invariance (LLI), as suggested in a number of unification theories (for reviews, see Uzan 2011; Liberati 2013). In particular, LPI postulates that the outcome of any local nongravitational experiment is independent of where and when it is performed, i.e., that the fundamental physical laws are space-time invariant. Experimental validation of EEP is one of the most important topics of modern physics

Send offprint requests to: S. A. Levshakov

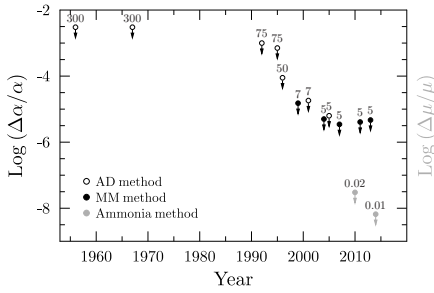


Fig. 1. Astronomical constraints on α - and μ -variations (1σ C.L.) for the period from 1956 to 2013. Above each point, the spectral resolution (FWHM in km s^{-1}) is indicated. α -variation constraints are based on the alkali-doublet (AD) and many-multiplet (MM) methods, whereas μ -variation – on the ammonia method. The data points for the AD method are taken from Savedoff (1956), Bahcall et al. (1967), Levshakov (1992), Varshalovich & Potekhin (1995), Varshalovich et al. (1996), Murphy et al. (2001), Chand et al. (2005); MM method – Webb et al. (1999), Quast et al. (2004), Srianand et al. (2007), Agafonova et al. (2011), Molaro et al. (2013); ammonia method – from Levshakov et al. (2010a), Levshakov et al. (2013a). The figure shows that limits on the α - and μ -variations just follow the spectral resolution approximately as $\Delta\alpha/\alpha$ (or $\Delta\mu/\mu$) $\propto 1/10\text{th}$ of the pixel size.

allowing us to probe the applicability limits of the Standard Model (SM) of particle physics. At the same time, precision limits delivered from such experiments serve as restrictions for the numerous new theories beyond the SM and can help to distinguish between them.

Figure 1 demonstrates how upper limits on variations of physical constants obtained from astronomical spectra just followed the available spectral resolution. Up to now, no signals have yet been detected in the range of fractional changes from $\sim 3 \times 10^{-2}$ to $\sim 3 \times 10^{-8}$. Thus, any progress in improving the existing limits can be achieved from observations of narrow spectral lines involving higher spectral resolutions to resolve completely their profiles. At the moment, the resolution of radio telescopes exceeds that of optical facilities by order(s) of magnitude; an additional and very attractive property of microwave radio observa-

tions is that some molecular transitions from this frequency range are extremely sensitive to the putative variations of the fundamental physical constants (see a review by Kozlov & Levshakov 2013).

Flambaum & Kozlov proposed in 2007 the so-called ammonia method to test the variability of the electron-to-proton mass ratio, μ . Using this method for a sample of cold molecular cores from the Milky Way disk we obtained the following estimate on the spacial μ -variations (Levshakov et al. 2010a, 2010b): $\Delta\mu/\mu = (26 \pm 1_{\text{stat}} \pm 3_{\text{sys}}) \times 10^{-9}$ (1σ C.L.). However, further studies revealed significant instrumental instabilities in the measurements of line radial velocities which were not accounted for in the above value. Thus, we performed a new set of observations of the same targets and with the same instrument (100-m Effelsberg radio telescope) in order to get an insight into this previously unknown systematics. Here we present the recent results.

2. Observations

Observations in 2011-2013 targeted a sample of nine cold ($T_{\text{kin}} \sim 10\text{K}$) and dense ($n_{\text{H}_2} \sim 10^4 \text{ cm}^{-3}$) starless molecular cores located in the Milky Way disk. The selected clouds are known to have narrow molecular emission lines (full width at half maximum, FWHM $< 1 \text{ km s}^{-1}$) what makes them the most suitable targets to precise measurements of relative radial velocities (RV). The following molecular transitions were observed: $\text{NH}_3(1,1)$ 23.7 GHz, $\text{HC}_3\text{N}(2-1)$ 18.2 GHz, $\text{HC}_5\text{N}(9-8)$ 23.9 GHz, $\text{HC}_7\text{N}(16-15)$ 18.0 GHz, $\text{HC}_7\text{N}(21-20)$ 23.7 GHz, and $\text{HC}_7\text{N}(23-22)$ 25.9 GHz.

The source coordinates are taken from Levshakov et al. (2010b, 2013b). Observations used the Effelsberg 100-m radio telescope as described in Levshakov et al. (2010a, 2013b).

In 2011, the measurements were obtained in frequency switching (FSW) mode using a frequency throw of ± 2.5 MHz. The backend was a fast Fourier transform spectrometer (FFTS), operated with a bandwidth of 20 MHz, which simultaneously provided 16384 channels for each polarization. The resulting chan-

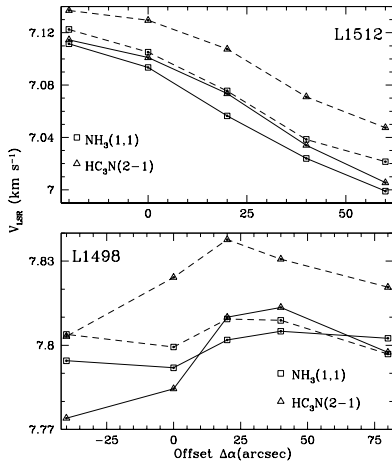


Fig. 2. The line-of-sight velocities (V_{LSR}) of $\text{NH}_3(J, K) = (1, 1)$ (squares) and $\text{HC}_3\text{N } J = 2 - 1$ (triangles) transitions at different radial distances along the main diagonal cuts towards the molecular cores L1512 and L1498 measured in 2010 (dashed lines) and in 2011 (solid lines) at the Effelsberg 100-m radio telescope. The half-power beam width at 23 GHz is $40''$, the backend is the fast Fourier transform spectrometer (FFTS) with the channel separation $\delta\nu = 0.015 \text{ km s}^{-1}$.

nel width was 0.015 km s^{-1} . However, the true velocity resolution is about 1.6 times coarser.

In 2012-2013, we performed the measurements in the position switching (PSW) mode with the backend XFFTS (eXtended bandwidth FFTS) operating with 100 MHz bandwidth and providing 32 768 channels for each polarization. The resulting channel width was 0.039 km s^{-1} , but the true velocity resolution is 1.16 times coarser (Klein et al. 2012).

3. Results

To check the reproducibility of the relative RVs of the $\text{NH}_3(1,1)$ and $\text{HC}_3\text{N}(2-1)$ lines we re-observed two molecular cores L1512 and L1498 in 2011. The procedure was the same as in 2010 observations: cores were mapped at the same offsets and in the same lines. Namely in the (1,1) inversion transition of NH_3 complemented by rotational lines of other molecular species. The comparison of radial velocities of

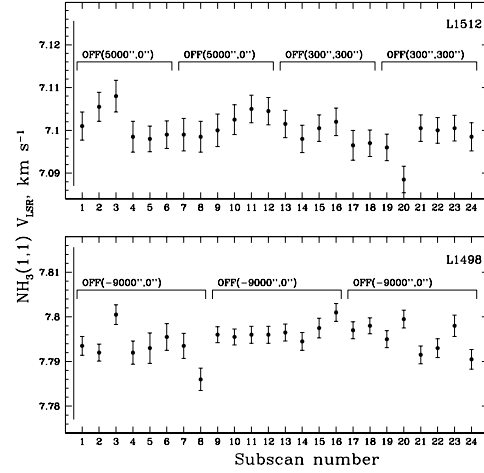


Fig. 3. The line-of-sight velocities (V_{LSR}) of the $\text{NH}_3(1,1)$ transition (dots with 1σ error bars) towards the ammonia peaks in the molecular cores L1512 and L1498 measured continuously in the position switching mode (PSW) at the Effelsberg 100-m radio telescope in April, 2012. The exposure time at each point is 150 sec. The PSW offsets are shown in parentheses. The backend was an extended fast Fourier transform spectrometer (XFFTS) with a channel separation $\delta\nu = 0.039 \text{ km s}^{-1}$ (marked by vertical lines). The instability of the V_{LSR} measurements of an amplitude $\approx \pm 0.01 \text{ km s}^{-1}$ (i.e., $\approx 1/4$ th of the channel width) is revealed.

NH_3 inversion lines, V_{inv} , with radial velocities of rotational transitions, V_{rot} , provides a sensitive limit to the variation of μ (Flambaum & Kozlov 2007):

$$\Delta\mu/\mu = 0.289(V_{\text{rot}} - V_{\text{inv}})/c \approx 0.3\Delta V/c,$$

where c is the speed of light.

The measured RVs (Levshakov et al. 2010a) at different radial distances along the main diagonal cuts towards L1512 and L1498 are shown in Fig. 2. It is seen that the velocity offsets ΔV exhibit quite different behavior between 2010 and 2011, what is probably an effect of unknown systematic errors.

To figure out the source of these errors, we performed in 2012 a set of continuous observations of L1512 and L1498 targeting their ammonia peaks. Observing in PSW mode, we also used different OFF positions to check possible

the outer parts of the cores, whereas N-bearing molecules trace the inner parts.

4. Discussion

The obtained local constraint on the spatial μ -variation, $\Delta\mu/\mu < 2 \times 10^{-8}$ (3σ C.L.), can be used to set limits on changes in α . This, however, is strongly model dependent. For example, within the grand unification model (GUT) a variation of α would imply considerably larger fractional changes in the mass scale of the strong force in QCD, Λ_{QCD} , and in quark and electron masses leading to

$$\Delta\mu/\mu \propto R\Delta\alpha/\alpha,$$

where $R \sim 40$ (e.g., Langacker et al. 2002; Flambaum et al. 2004). This gives a limit on $|\Delta\alpha/\alpha| < 10^{-10}$ (1σ C.L.). The value of R is, however, poorly constrained. Depending on the theory, it varies from -235 to $+46$ (examples are given in Section 5.3.1 in Uzan 2011). The only way to distinguish between theories is to measure $\Delta\alpha/\alpha$ and $\Delta\mu/\mu$ independently.

At higher redshifts, the most stringent limit on cosmological μ -variation was set at $z = 0.89$, $|\Delta\mu/\mu| < 10^{-7}$ (Bagdonaite et al. 2013). This would imply that $|\Delta\alpha/\alpha| < 2.5 \times 10^{-9}$ (1σ C.L.) at epoch 7×10^9 yr, which means in turn that $|\dot{\alpha}/\alpha| < 4 \times 10^{-19}$ yr $^{-1}$. At very high redshift, $z = 5.2$ (epoch 12.9 Gyr), the current limit is $|\Delta\alpha/\alpha| < 8 \times 10^{-6}$ (1σ C.L.) corresponding to $|\dot{\alpha}/\alpha| < 6 \times 10^{-16}$ yr $^{-1}$ (Levshakov et al. 2012). We note that most stringent limits set by the Oklo fossil reactor and by terrestrial atomic clock experiments are, respectively, $|\dot{\alpha}/\alpha| < 5 \times 10^{-17}$ yr $^{-1}$ (Uzan 2011), and $|\dot{\alpha}/\alpha| < 4 \times 10^{-17}$ yr $^{-1}$ (Rosenband et al. 2008). Thus, despite many efforts, the space-time variations in μ and α have never been detected either in laboratory or astronomical experiments.

It only remains to hope that significant improvements in radio astronomical observations will allow us to probe variations of μ at levels of $\Delta\mu/\mu \sim 10^{-9} - 10^{-10}$, leading to even more stringent results and eventually to the detection of a real variation.

5. Conclusions

We have used the Effelsberg 100-m telescope to observe the $\text{NH}_3(1,1)$ 23.7 GHz, $\text{HC}_3\text{N}(2-1)$ 18.2 GHz, $\text{HC}_5\text{N}(9-8)$ 23.9 GHz, $\text{HC}_7\text{N}(16-15)$ 18.0 GHz, $\text{HC}_7\text{N}(21-20)$ 23.7 GHz, and $\text{HC}_7\text{N}(23-22)$ 25.9 GHz spectral lines in high-density molecular cores devoid of associated IR sources. The results obtained are as follow.

1. In order to test the reproducibility of the measurements of the relative radial velocities between the $\text{NH}_3(1,1)$ and $\text{HC}_3\text{N}(2-1)$ transitions observed towards dark molecular cores in 2009-2010 at the Effelsberg 100-m telescope, we re-observed two clouds L1512 and L1498 and revealed discrepancy between the $V_{\text{lsr}}(\text{HC}_3\text{N}) - V_{\text{lsr}}(\text{NH}_3)$ values which is as high as the channel width, $\Delta V \lesssim 0.02$ km s $^{-1}$.
2. Continuous observations of L1512 and L1498 in 2012 at a fixed position towards the ammonia peaks showed that the measured radial velocity $V_{\text{lsr}}(\text{NH}_3)$ fluctuates during the exposure time of 2 hours with an amplitude $\approx \pm 0.01$ km s $^{-1}$, i.e., with approximately 1/4th of the channel width.
3. Tests with the synthesizer frequency at 2000.78125 MHz showed that the sky frequency is accurate to about 32 Hz, i.e., ≈ 0.0004 km s $^{-1}$.
4. Taking into account the revealed errors and averaging relative velocities over a sample of eight molecular cores ($n = 18$ independent ΔV values) observed in 2013, we find a null offset $\langle \Delta V \rangle = 0.002 \pm 0.015$ km s $^{-1}$ (3σ C.L.) between the rotational and inversion transitions of the above mentioned molecules.
5. If this offset is interpreted in terms of $\Delta\mu/\mu = (\mu_{\text{obs}} - \mu_{\text{lab}})/\mu_{\text{lab}}$, then the spatial μ -variation is constrained at the level of $\Delta\mu/\mu < 2 \times 10^{-8}$ (3σ C.L.), that is the strictest limit for the validity of the LPI principle based on radio astronomical observations.

Acknowledgements. We thank the staff of the Effelsberg 100-m telescope for the assistance in observations and acknowledge the help of Benjamin Winkel in preliminary data reduction. SAL's work is supported by the grant DFG

Sonderforschungsbereich SFB 676 Teilprojekt C4, and in part by Research Program OFN-17 of the Division of Physics, Russian Academy of Sciences.

References

- Agafonova, I. I., Molaro, P., Levshakov, S. A., & Hou, J. L. 2011, *A&A*, 529, A28
- Bagdonaite, J., Jansen, P., Henkel, C., Bethlem, H. L., Menten, K. M., & Ubachs, W. 2013, *Science*, 339, 46
- Bahcall, J. N., Sargent, W. L. W., & Schmidt, M. 1967, *ApJ*, 149, L11
- Chand, H., Petitjean, P., Srianand, R., & Aracil, B. 2005, *A&A*, 430, 47
- Flambaum, V. V. & Kozlov, M. G. 2007, *PhRvL*, 98, 240801
- Flambaum, V. V., Leinweber, D. B., Thomas, A. W., & Young, R. D. 2004, *PhRvD*, 69, 115006
- Fuller, G. A., & Myers, P. C. 1993, *ApJ*, 418, 273
- Hotzel, S., Harju, J., & Walmsley, C. M. 2004, *A&A*, 415, 1065
- Klein, B., Hochgürtel, S., Krämer, I., Bell, A., Meyer, K., & Güsten, R. 2012, *A&A*, 542, L3
- Kozlov, M. G., & Levshakov, S. A. 2013, *Ann. Phys.*, 525, 452
- Kuiper, T. B. H., Langer, W. D., & Velusamy, T. 1996, 468, 761
- Langacker, P., Segré, G., & Strassler, M. J. 2002, *Phys. Lett. B*, 528, 121
- Levshakov, S. A. 1992, in *High Resolution Spectroscopy with the VLT*, ed. M.-H. Ulrich (ESO: Garching/Munich), p.139
- Levshakov, S. A., Lapinov, A. V., Henkel, C., Molaro, P., Reimers, D., Kozlov, M. G., Agafonova, I. I. 2010a, *A&A*, 524, A32
- Levshakov, S. A., Molaro, P., Lapinov, A. V., Reimers, D., Henkel, C., & Sakai, T. 2010b, *A&A*, 512, A44
- Levshakov, S. A., Combes, F., Boone, F., Agafonova, I. I., Reimers, D., & Kozlov, M. G. 2012, *A&A*, 540, L9
- Levshakov, S. A., Reimers, D., Henkel, C., Winkel, B., Mignano, A., Centurión, M., & Molaro, P. 2013a, *A&A*, submitted
- Levshakov, S. A., Henkel, C., Reimers, D., Wang, M., Mao, R., Wang, H., & Xu, Y. et al. 2013b, *A&A*, 553, A58
- Liberati, S. 2013, *CQGra*, 30, 133001
- Molaro, P., Centurión, M., Whitmore, J. B., et al. 2013, *A&A*, 555, A68
- Murphy, M. T., Webb, J. K., Flambaum, V. V., Prochaska, J. X., & Wolfe, A. M. 2001, *MNRAS*, 327, 1237
- Olano, C. A., Walmsley, C. M., & Wilson, T. L. 1988, *A&A*, 196, 194
- Pagani, L., Daniel, F., & Dubernet, M.-L. 2009, *A&A*, 494, 719
- Quast, R., Reimers, D., & Levshakov, S. A. 2004, *A&A*, 415, L7
- Rosenband, T., Hume, D. B., Schmidt, P. O., et al. 2008, *Science*, 319, 1808
- Savedoff, M. P. 1956, *Nature*, 178, 688
- Srianand, R., Chand, H., Petitjean, P., & Aracil, B. 2007, *PhRvL*, 99, 239002
- Tafalla, M., Myers, P. C., Caselli, P., & Walmsley, C. M. 2004, *A&A*, 416, 191
- Uzan, J.-P. 2011, *Living Rev. Relativity*, 14, 2
- Varshalovich, D. A., & Potekhin, A. Y. 1995, *SSRv*, 74, 259
- Varshalovich, D. A., Panchuk, V. E., & Ivanchik, A. V. 1996, *AstrL*, 22, 6
- Webb, J. K., Flambaum, V. V., Churchill, C. W., Drinkwater, M. J., & Barrow, J. D. 1999, *PhRvL*, 82, 884