

## YOUNG STELLAR OBJECTS IN LYNDS 1641: DISKS, ACCRETION, AND STAR FORMATION HISTORY.

MIN FANG<sup>1,2,3</sup>, JINYOUNG SERENA KIM<sup>4</sup>, ROY VAN BOEKEL<sup>2</sup>, AURORA SICILIA-AGUILAR<sup>5</sup>, THOMAS HENNING<sup>2</sup>,  
KEVIN FLAHERTY<sup>4</sup>

*Draft version February 27, 2024*

### ABSTRACT

We investigate the young stellar objects (YSOs) in the Lynds 1641 (L1641) cloud using multi-wavelength data including Spitzer, WISE, 2MASS, and XMM covering  $\sim 1390$  YSOs across a range of evolutionary stages. In addition, we targeted a sub-sample of YSOs for optical spectroscopy. We use this data, along with archival photometric data, to derive spectral types, extinction values, masses, ages, as well as accretion rates. We obtain a disk fraction of  $\sim 50\%$  in L1641. The disk frequency is almost constant as a function of stellar mass with a slight peak at  $\log(M_*/M_\odot) \approx -0.25$ . The analysis of multi-epoch spectroscopic data indicates that the accretion variability of YSOs cannot explain the two orders of magnitude of scatter for YSOs with similar masses. Forty-six new transition disk (TD) objects are confirmed in this work, and we find that the fraction of accreting TDs is lower than for optically thick disks (40–45% vs. 77–79% respectively). We confirm our previous result that the accreting TDs have a similar median accretion rate to normal optically thick disks. We confirm that two star formation modes (isolated vs. clustered) exist in L1641. We find that the diskless YSOs are statistically older than the YSOs with optically-thick disks and the transition disk objects have a median age which is intermediate between the two populations. We tentatively study the star formation history in L1641 based on the age distribution and find that star formation started to be active 2–3 Myr ago.

*Subject headings:* accretion, accretion disks — planetary systems: protoplanetary disks — stars: pre-main sequence

### 1. INTRODUCTION

Circumstellar disks, as a byproduct of the star-formation process via angular momentum conservation, play a key role in the formation of new stars, and subsequent planetary systems. The investigation of the disk evolution is thus important to understand both star formation and planet formation.

The disk dissipation processes have been constrained by surveys of large samples of young stars. These surveys probe the inner disk regions using excess emission above the stellar photosphere at infrared wavelengths and find that the lifetime is several Myrs (Strom et al. 1989b; Haisch et al. 2001; Hillenbrand 2002; Hernández et al. 2007a; Sicilia-Aguilar et al. 2006b; Fang et al. 2013). The large variety of disk morphologies observed at a given age suggests that the disk evolution is controlled by several parameters: stellar and disk mass, multiplicity, local environments, etc. (Hartmann et al. 2006; Bouwman et al. 2006; Guarcello et al. 2007; Fang et al. 2009, 2012).

Observations at infrared wavelengths suggest that there are two types of evolved disks: radially depleted

disks and globally depleted disks. The radially depleted disks show very weak or no infrared excess at near infrared wavelengths, but strong excess emission at mid-infrared and longer wavelengths, suggesting dust in these disks are cleared starting from the inside and moving outward (Hayashi et al. 1985; Osterloh & Beckwith 1995; Meyer & Beckwith 2000; Mamajek et al. 2004; Andrews & Williams 2005; Carpenter et al. 2005). The globally depleted disks exhibit an approximately uniformly reduced infrared excess compared to primordial disks over all wavelengths out to  $24 \mu\text{m}$  (Lada et al. 2006; Sicilia-Aguilar et al. 2008, 2009; Currie & Kenyon 2009; Currie et al. 2009; Currie 2010), indicating there is global dust depletion in these disks. The investigation of the two types of evolved disks are important to understand the disk dissipation processes.

The radially depleted disks, usually named TDs, are better studied in the literature than the globally depleted disks. In the following, without specification we only refer to the radially depleted disks as TDs. There are several processes proposed to produce TDs, including (1) giant planet formation (Rice et al. 2003; Quillen et al. 2004), (2) tidal truncation in close binaries, (3) photo-evaporation (Johnstone et al. 1998; Störzer & Hollenbach 1999; Richling & Yorke 2000; Hollenbach et al. 2000; Clarke et al. 2001; Armitage et al. 2003; Alexander et al. 2006), (4) magnetorotational instability (Chiang & Murray-Clay 2007), and (5) dust grain growth (Sicilia-Aguilar et al. 2011). To distinguish these mechanisms, an important diagnostic is the comparison of the accretion rate of matter onto the central star between transition disk objects and less evolved classical T Tauri stars (Najita et al.

Electronic address: mfang@pmo.ac.cn

<sup>1</sup> Purple Mountain Observatory and Key Laboratory of Radio Astronomy, Chinese Academy of Sciences, 2 West Beijing Road, 210008 Nanjing, China

<sup>2</sup> Max-Planck Institute for Astronomy, Königstuhl 17, D-69117 Heidelberg, Germany

<sup>3</sup> Key Laboratory of Modern Astronomy and Astrophysics (Nanjing University) Ministry of Education, Nanjing 210093, China

<sup>4</sup> Steward Observatory, University of Arizona, 933 North Cherry Avenue, Tucson, AZ 85721-0065

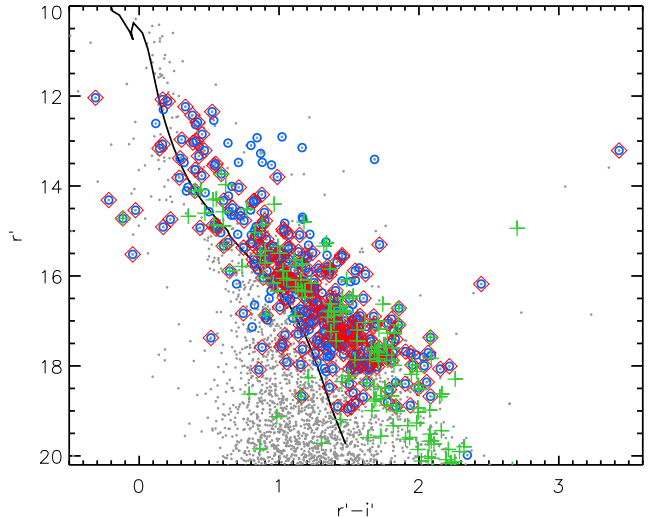
<sup>5</sup> Departamento de Física Teórica, Facultad de Ciencias, Universidad Autónoma de Madrid, 28049 Cantoblanco, Madrid, Spain

2007; Sicilia-Aguilar et al. 2010; Cieza et al. 2010).

For the normal classical T Tauri stars (CTTS), various studies have suggested that there is an empirical correlation between the average accretion rate and the mass of the central star of  $\dot{M}_{\text{acc}} \propto M_*^\alpha$ , with  $\alpha \approx 1-3$  (White & Basri 2003; Muzerolle et al. 2003; Calvet et al. 2004; Muzerolle et al. 2005; Mohanty et al. 2005; Natta et al. 2006; Garcia Lopez et al. 2006; Herczeg & Hillenbrand 2008; Gatti et al. 2008; Fang et al. 2009). Although the correlation between accretion rate and stellar mass is obvious for a large sample of young stars, individual objects with similar ages and masses commonly scatter around the average relation by up to 2 orders of magnitude. Multiple epoch observations of the same stars can show large variations in the  $H\alpha$  emission strength and line profile, pointing at substantial temporal variations in the accretion (Johns & Basri 1995; Gullbring et al. 1996; Alencar et al. 2001; Alencar & Batalha 2002; Sicilia-Aguilar et al. 2010), which provides one plausible potential explanation for the large scatter in the  $\dot{M}_{\text{acc}}$  vs.  $M_*$  relation. Other explanations for such a large scatter relate to initial conditions, angular momentum, disk mass, and substantial time evolution (Hartmann et al. 1998; Dullemond et al. 2006).

To address all of these questions, we need to study a large sample of well characterized young stars. L1641 is one of the best sites for this investigation. L1641 is located in the Orion molecular cloud complex at a distance of 400-500 pc (e.g. Anthony-Twarog 1982; Hirota et al. 2007), and the region probably has a “depth” of at least several tens of parsecs. In this work, we will assume a distance of 450 pc. In L1641, a large population of young stars are formed in relative isolation, in addition to a population of young stars in many clusters or aggregates (Strom et al. 1993; Allen 1995; Fang et al. 2009). The Spitzer observations of this region have yielded excellent samples of thousands of young stars down to very low mass including both substantial numbers of TDs as well as normal T Tauri stars (Fang et al. 2009; Megeath et al. 2012). In Fang et al. (2009) (hereafter Paper I), we performed a large spectroscopic survey of YSOs in L1641 with VLT/VIMOS. Using these data, in combination with the optical and near-infrared photometry, we derived the masses, ages, and accretion properties of a subsample of YSOs in L1641, and related these properties to their disk properties traced by the Spitzer observations. Following the work in Paper I, we perform a new optical spectroscopic survey of young stars in the L1641 cloud with the MMT/Hectospec and the MMT/Hectochelle. In this work, we report on the results from these observations. The data from Hectospec can cover a wavelength range from 3700–9000 Å, and are used to confirm the youth and determine the spectral types of YSO candidates in L1641, especially for the TD candidates proposed in Paper I. Furthermore, the spectra from Hectochelle can cover the  $H\alpha$  line with high spectral resolution. In this work, a group of YSOs in L1641 have been observed at multiple epochs with Hectochelle, aimed at monitoring the accretion variations of YSOs in L1641.

We arrange the paper as follows: in §2 we describe our observations and data reduction, in §3 we delineate our data analysis, we present our results in §4, followed by a



**Figure 1.**  $r'$  vs.  $r' - i'$  color-magnitude diagram. The grey filled circles show all the sources found in the L1641 field (Paper I), the open circles and diamonds are the targets for the spectroscopic survey with Hectospec and Hectochelle, respectively. The pluses mark the YSOs in Paper I. The solid line shows the 10 Myr pre-main-sequence (PMS) isochrone from Dotter et al. (2008)

discussion in §5, and we summarize our efforts in §6.

## 2. OBSERVATIONS AND DATA REDUCTION

We combine spectroscopic data newly obtained with Hectospec (Fabricant et al. 2005) and Hectochelle (Szentgyorgyi et al. 2011) with photometric data from Paper I. We use the spectroscopic data to do the spectral classification, and characterize the accretion properties of YSOs in L1641.

### 2.1. Photometry

Our photometric data used in this work are mainly extracted from Paper I (see the description in Paper I). We complement them with the data from the UKIRT infrared deep sky survey (UKIDSS, Lawrence et al. 2007), and Wide-field Infrared Survey Explorer (WISE, Wright et al. 2010). We briefly describe each dataset as follows.

Our optical photometry are partially taken from the Sloan Digital Sky Survey (SDSS, York et al. 2000) in the  $u'g'r'i'z'$  bands centered on 0.35, 0.48, 0.62, 0.76 and 0.91  $\mu\text{m}$ , respectively. The  $10\sigma$  limiting magnitudes for the SDSS survey of the L1641 cloud are  $\sim 20.5$ , 21.7, 21.4, 21.1 and 19.7 in the  $u'g'r'i'z'$  bands, respectively. The SDSS survey has not covered the south-east half of the L1641 cloud, toward which we complemented the SDSS photometry of L1641 with CCD imaging in the SDSS  $g'r'i'z'$  bands performed at the Calar Alto 3.5m telescope, using the Large Area Imager for Calar Alto (LAICA). Conditions were photometric, but the seeing was poor ( $2-3''$ ), somewhat limiting the sensitivity for faint point sources ( $\sim 19.6$ , 19.6, 19.9, and 18.9 mag at  $g'r'i'z'$  bands, respectively).

The near-infrared photometry in the  $JHK_S$  bands was taken from the Two-Micron All Sky Survey (2MASS, Skrutskie et al. 2006), with  $10\sigma$  limiting magnitudes of  $\sim 16.2$ , 15.3, and 14.6 mag, respectively. The north-west part of the L1641 cloud ( $\text{DEC (J2000)} > -6.44$ ) has

been observed by the UKIRT infrared deep sky survey (UKIDSS, Lawrence et al. 2007), in  $JHK$  bands, with  $10\sigma$  limiting magnitudes of  $\sim 19.3$ ,  $18.2$ , and  $17.6$  mag, respectively. For a few objects which are too faint to be detected in the 2MASS survey, we extract their photometry in the UKIDSS catalog.

The mid-infrared photometry for the sources in the L1641 cloud are extracted from the Spitzer IRAC and MIPS imaging data (see the detail description for the data reduction in Paper I). The  $10\sigma$  limiting magnitudes for the IRAC and MIPS imaging survey of the L1641 cloud are  $\sim 17.5$ ,  $17.2$ ,  $14.4$ ,  $12.2$ , and  $9.0$  mag in the IRAC [3.6], [4.5], [5.8], [8.0], and [24] bands, respectively. The L1641 cloud has been covered by the WISE survey at wavelengths of  $3.4$ ,  $4.6$ ,  $12$ , and  $22\ \mu\text{m}$  with spatial resolutions of  $6''.1$ ,  $6''.4$ ,  $6''.5$ , and  $12''.0$ . We also extracted the mid-infrared photometry from the WISE survey. The  $10\sigma$  limiting magnitudes are estimated to be  $\sim 16.4$ ,  $15.1$ ,  $10.7$ , and  $7.1$  mag in the WISE [3.4], [4.6], [12], and [22] bands, respectively.

## 2.2. X-ray emission

Young stars can be identified by their X-ray emission, which is 2 to 3 orders of magnitude brighter than seen in the field population (Feigelson & Montmerle 1999). Thus, complementary X-ray data can be extremely useful to distinguish young stars from field stars in star forming regions. The L1641 cloud has been almost fully covered by the XMM survey (Wolk 2009). The sky coverage of the XMM survey is shown in Fig. 2. All the X-ray emission sources detected in the survey have been published in the XMM-Newton Serendipitous Source Catalogue (Watson et al. 2009). We have extracted  $\sim 940$  X-ray sources from the XMM Serendipitous Source Catalogue in the field of L1641. We matched the X-ray sources to our targets using  $2''$  tolerance, and found optical and/or infrared counterparts for 66% of the X-ray sources. We consider these X-ray emission sources to be likely YSO candidates. We must stress that a small fraction of ‘‘YSOs’’ in our catalog can be bright AGN and nearby foreground stars. Without spectroscopic data, these sources are difficult to be excluded.

## 2.3. Optical spectroscopy

### 2.3.1. Target selection

We select the targets for our spectroscopic observations if they obey any of the following criteria:

1. X-ray emission
2. Infrared excess
3. Above the 10 Myr PMS isochrone

To reach enough SNR for spectral classification, we select the sources with SDSS  $r'$  magnitude brighter than  $\sim 19$  mag. One additional target, fainter than 19 mag in at  $r'$  band but very bright at  $i'$  band, is also included in our spectroscopic sample with Hectospec. For the spectroscopic survey with Hectochelle, we select the YSOs with SDSS  $r' \sim 12$ – $19$  mag. Figure 1 shows the  $r'$  vs.  $r' - i'$  color-magnitude diagram of our targets for both spectroscopic surveys.

**Table 1**  
Observation logs.

Config.	Obs-date	RA	DEC	Exposure		Offset <sup>a</sup>
		(J2000) (h:m:s)	(J2000) (d:m:s)	Obj (min)	sky (min)	
Hectochelle						
1	2010 Feb 5	05:36:01	−06:32:24	3×30	1×30	5
	2010 Mar 3	05:36:01	−06:32:24	3×30	1×30	5
	2010 Nov 29	05:36:01	−06:34:59	4×30	1×30	7
2	2010 Feb 5	05:41:17	−08:07:33	3×30	1×30	5
	2011 Oct 19	05:41:17	−08:07:33	8×20	1×20	5
Hectospec						
3	2011 Jan 23	05:36:01	−06 32 33	6×20	2×20	10
4	2011 Jan 24	05:41:21	−08 06 10	4×10	1×10	5
5	2011 Jan 25	05:39:12	−07 24 46	5×10	1×10	6

<sup>a</sup>The offsets between the pointings of object exposures and sky exposures

### 2.3.2. Spectroscopic observations and data reduction

The intermediate resolution spectra of sources are taken with the Hectospec multi-object spectrograph which can take a maximum of 300 spectra simultaneously. We used the 270 groove  $\text{mm}^{-1}$  grating and obtained spectra in the range  $3700$ – $9000\ \text{\AA}$  with a resolution of  $\sim 5\ \text{\AA}$ . We have  $\sim 450$  targets, which are distributed at 3 pointings (see Fig. 2). The observational data were taken at the nights on 2011 Jan 23, 24, and 25. Table 1 lists the observational logs.

The high-resolution  $\text{H}\alpha$  spectroscopy of sources are obtained with the Hectochelle multi-object spectrograph which can take a maximum of 240 spectra simultaneously with a spectral resolution of 34000. We used the OB 26 filter which simultaneously cover  $\text{H}\alpha$  emission line and  $\text{Li I } \lambda 6708\ \text{\AA}$  absorption line. The observational data were taken at the night on 2010 Feb 5 with two pointings. On the nights on 2010 Mar 3, 2010 Nov 29, and 2011 Oct 19, a major fraction of our targets were observed again. The observational logs are listed in table 1.

Toward each pointing observed with Hectochelle or Hectospec, we have taken at least one extra set of sky spectra by offsetting the telescope by  $\sim 5$ – $10$  arcsec between the science exposures, which can provide us with a sky spectrum close to each object. Together with the rest of sky fibers at each science exposure, this enables us to construct the appropriate nebular and sky spectrum for subtraction, taking into account the different transmission of every fiber and the variability of the nebular and sky emission throughout the field of view.

We use the IRAF routines to reduce the Hectospec and Hectochelle data according to a standard procedure. We flat and extract the spectra using dome flats with the IRAF task *dofibers* under the package *specred*. The wavelength solution is achieved with HeNeAr and ThAr comparison spectra for Hectospec and Hectochelle, respectively, using the IRAF task *identify* and *reidentify* under the package *specred*. We calibrate the spectra with a wavelength solution constructed using the IRAF task *dispcor* under the package *specred*. For each pointing, we have done the observations at several exposures. We extract the spectra for each exposure. Finally, we obtain the spectra for each target and the corresponding sky spectra close to this target. We subtract the sky from the spectra of each target, and combine the sky-



subtracted spectra into one final spectrum.

### 2.3.3. Complementary literature spectroscopy

An additional sample of 12 stars with spectral types, of which 10 are from Allen (1995) and 2 from our VIMOS spectroscopic survey, are also included in this work. These stars show X-ray emission, but are not in Paper I. Thus, we include them in this work.

## 3. ANALYSIS

### 3.1. YSO selection criteria

A star in our sample is classified as a young star if it obeys any of the following criteria:

1. X-ray emission
2. Infrared excess
3. H $\alpha$  emission

When good SNR Hectospec spectra are available, we also use the Li I  $\lambda$ 6708 Å absorption line as an indicator of youth. We find that sources with strong infrared excess emission always show H $\alpha$  emission, but do not always show X-ray emission. We also find that some stars with X-ray emission show H $\alpha$  absorption. These stars typically have spectral types from late A to late G. We note that there may be a small contamination of our sample from dMe stars, which are old, M-type stars that show H $\alpha$  emission due to chromospheric activity, and from extragalactic sources which show infrared excesses and/or X-ray emission.

### 3.2. Spectral classification

We classified the Hectospec spectra using the scheme developed by Hernández et al. (2004), which employs the empirical relation between the equivalent widths of selected atomic and molecular absorption lines and the effective temperature. The classification scheme consists of 3 subregimes, each combines a number of absorption features and spans a range in spectral types (See the detailed description of the method in Hernández et al. 2004).

In Fig. 3, we show sample Hectospec spectra of stars with spectral types from late-G to late-M from our survey. There is a clear change in the spectral shape with spectral type, especially the TiO strength, which is a prominent diagnostic for late K to M type stars.

Of the  $\sim$ 430 targets with spectral-type estimates in our spectroscopic sample,  $\sim$  290 sources have been classified in the literature (Paper I; Allen 1995; Gálfalk & Olofsson 2008; Hsu et al. 2012). Figure 4 shows the comparison of the spectral types in this work and those quoted in the literature. About 90% of this sample agrees within 1 subclass, 95% within 2 subclasses.

### 3.3. Determining the stellar properties

We converted the spectral types to effective temperatures using the relation from Kenyon & Hartmann (1995) for stars earlier than M0, and the one from Luhman et al. (2003) for stars later than M0. We determined the extinction and bolometric luminosity of the central stars in the YSOs by fitting their optical and

near-infrared photometry with a (reddened) model atmosphere with the effective temperature derived from spectral classification. We adopted models by Kurucz (1979, 1994) at temperatures above 4500 K, and the MARCS models at lower temperatures (Gustafsson et al. 2008). The fitting employs two free parameters: the angular diameter ( $\theta$ ) and the extinction ( $A_V$ ) in V band. In general, we use the photometry in  $g'$ ,  $r'$ ,  $i'$ ,  $z'$  from SDSS, and in  $J$  bands for our SED fit, but for stars without near-infrared excess emission we also included the  $H$  and  $K_s$  bands. We calculated the synthetic photometry by integrating the intensity of the (reddened) model atmospheres over the spectral response curve of the system for each filter, and compared them with the observations. By minimizing the  $\chi^2$  in an automated iterative procedure, we obtained the optimum values for  $\theta$  and  $A_V$ . We used the extinction law of Cardelli et al. (1989) to reddened model atmospheres, and adopted a total to selective extinction value typical of ISM dust ( $R_V=3.1$ ).

We calculated the bolometric luminosity of stars from the effective temperatures and angular diameters assuming a distance of 450 pc (Genzel et al. 1981; Anthony-Twarog 1982; Maddalena et al. 1986; Wilson et al. 2005), using the following formulae:

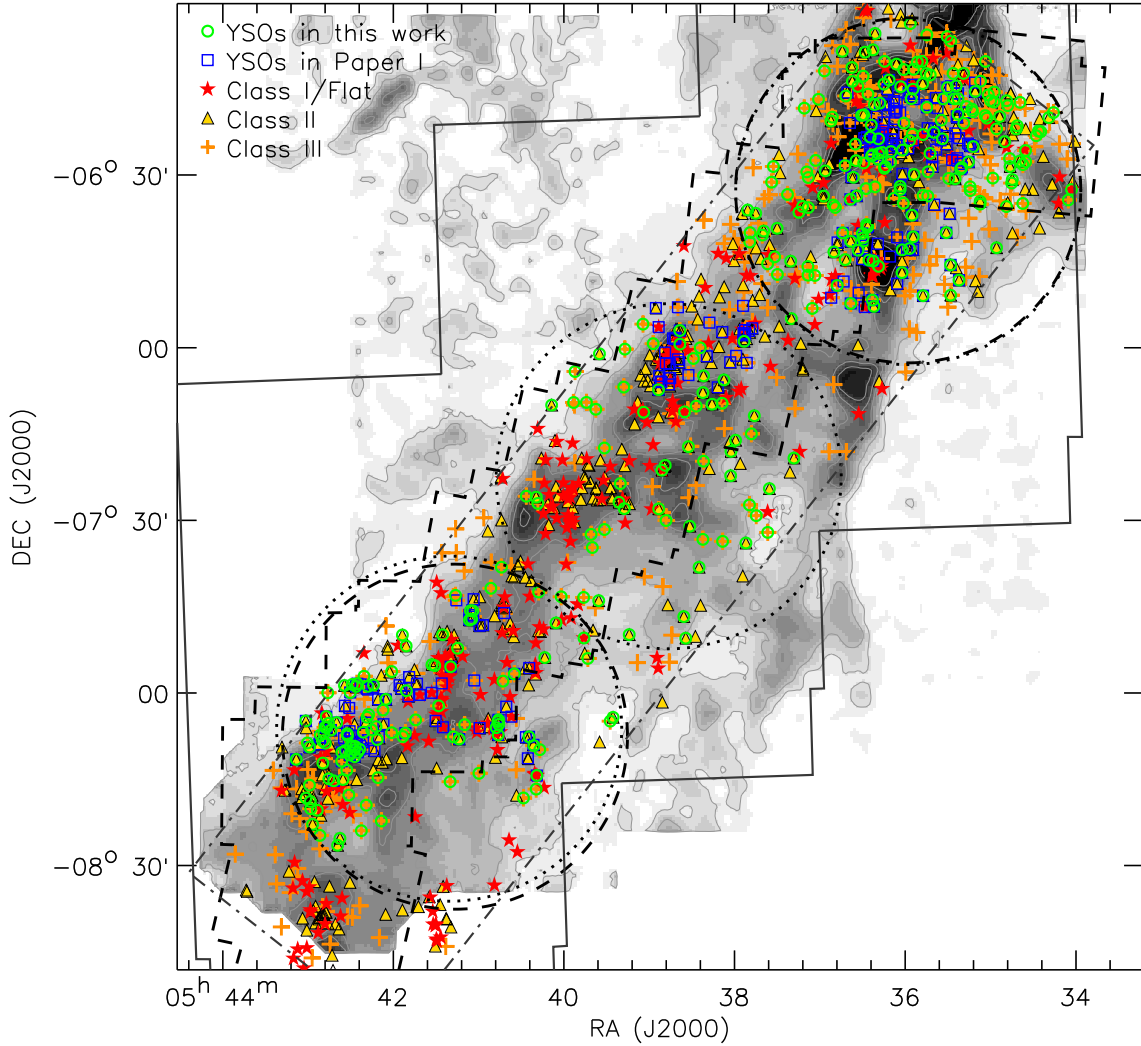
$$L_{\text{bol}} = \pi\theta^2 d^2 \sigma T_{\text{eff}}^4 \quad (1)$$

where  $\theta$  is the angular diameter,  $d$  is the distance,  $\sigma$  is the Stefan-Boltzmann constant, and  $T_{\text{eff}}$  is the effective temperature.

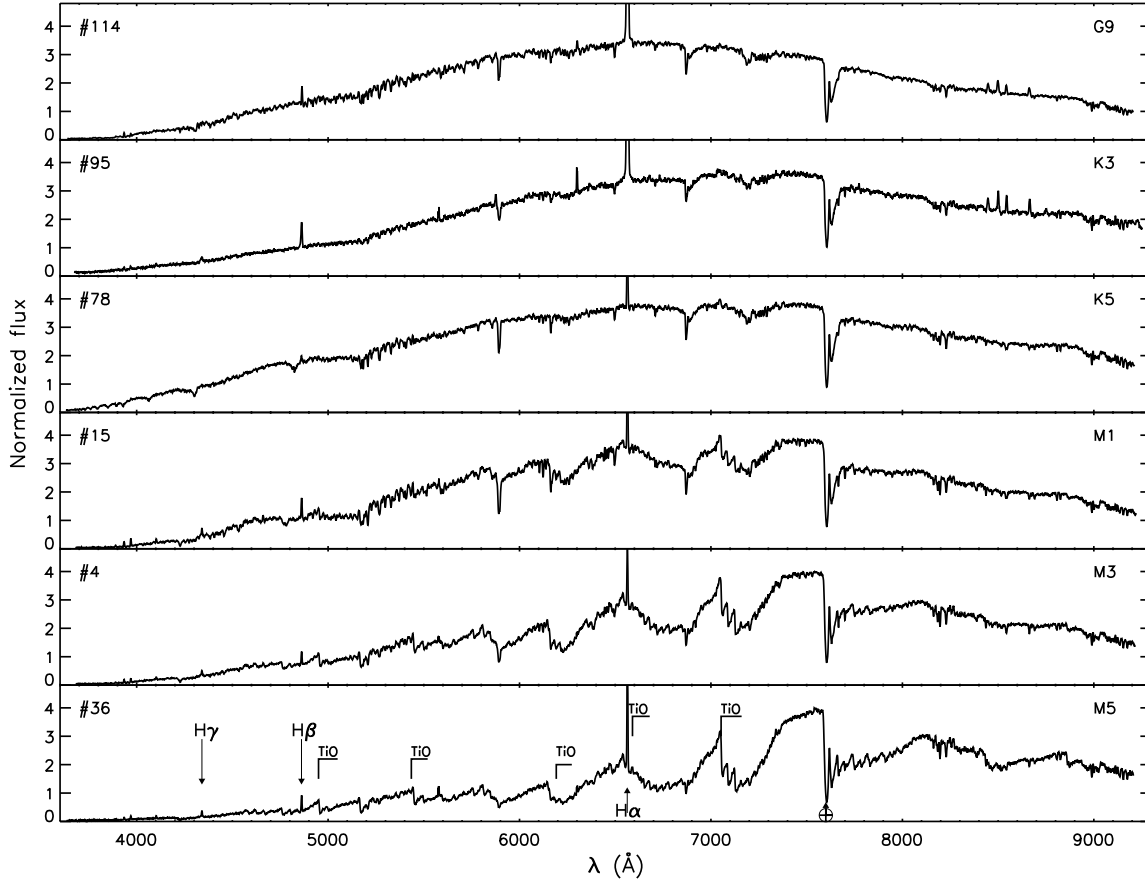
With effective temperatures and bolometric luminosities, we can place the YSOs in the HR diagram from which stellar masses and ages can be estimated by comparison to theoretical pre-main sequence (PMS) evolutionary tracks. However, several sets of such tracks exist, by various authors, which yield significantly different results on stellar ages (see e.g. Hillenbrand et al. 2008, for a discussion). We estimated masses and ages using five different sets of publicly available PMS evolutionary tracks by D'Antona & Mazzitelli (1997) (DM97), Baraffe et al. (1998) (B98), Siess et al. (2000) (S00), Dotter et al. (2008) (D08), and Tognelli et al. (2011) (Pisa11). In the remainder of the discussion, if not specifically mentioned, we will adopt the values obtained from the tracks of Dotter et al. (2008), as these have the best resolution in both mass and age. We stress, however, that there are substantial systematic differences between the different sets of tracks (see Hillenbrand & White 2004; Hillenbrand et al. 2008, for a detailed discussion of the various sets of PMS evolutionary tracks available in the literature), and our motives for choosing those by Dotter et al. (2008) are pragmatic.

We employ the same method as in Paper I to estimate the uncertainties in mass and age of the individual stars. We use a simple Monte-Carlo method to create a large number of synthetic  $[T_{\text{eff}}, L_*]$  points for each star, assuming the errors in both quantities to be normally distributed. For each point in the HR diagram, we derived the mass and age, and use the standard deviations in the resulting mass and age distribution as their uncertainties. This procedure can account for the observational errors, but the systematic uncertainties from different PMS evolution tracks remain. In addition, for highly extinguished sources, the shape of the adopted extinction law

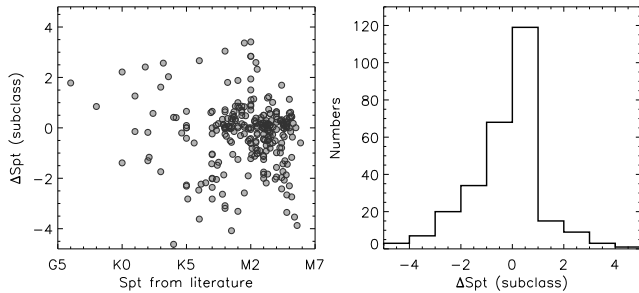




**Figure 2.** The distribution of YSOs in L1641 overplotted on a  $^{13}\text{CO}$  integrated intensity map which is a combination of our observations with the Delingha 14 m telescope and data from Bally et al. (1987). The green open circles mark the YSOs observed with Hectospec. The blue open squares show the YSOs studied in Paper I. The red filled star symbols and yellow filled triangles represent the Class I/Flat-spectrum and Class II YSOs, respectively. The orange plus marks show the Class III sources. The big dotted-line circles show the fields of view (FOV) of our spectroscopic surveys with Hectospec, and the big dashed-line circles display the FOVs of our HectoChelle survey. The dashed lines enclose the fields observed with XMM observation. The dash-dotted lines encircle the regions observed with Spitzer IRAC observations, and the solid lines enclose the fields observed with Spitzer MIPS  $24\ \mu\text{m}$  observations.



**Figure 3.** Example spectra from our Hectospec observations covering a range of spectral types. The prominent Balmer lines ( $H\alpha$ ,  $H\beta$ ,  $H\gamma$ ) and TiO absorption features are indicated.



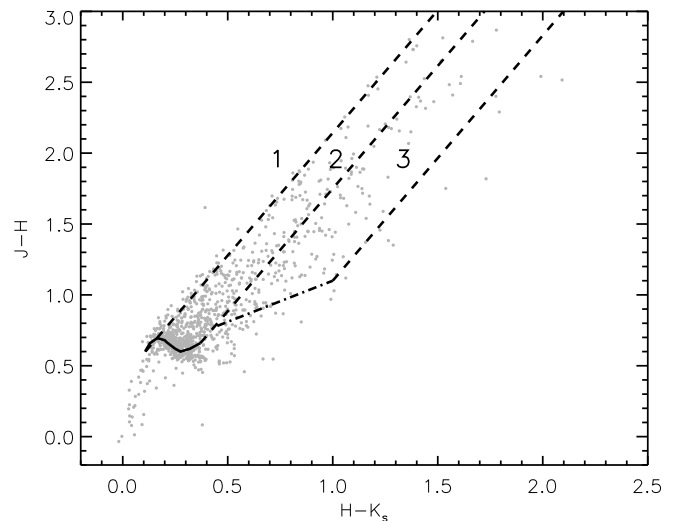
**Figure 4.** Left panel: the differences between the spectral types in this work and in the literature vs. their spectral types in literature. Right panel: the distribution of spectral-type differences in left panel.

can affect the resulting mass and age by affecting the stellar luminosity estimate. Higher values for the total to selective extinction  $R_V$  can lead to higher stellar luminosities, which yield younger ages for YSOs, and higher masses for YSOs with the earlier spectral types.

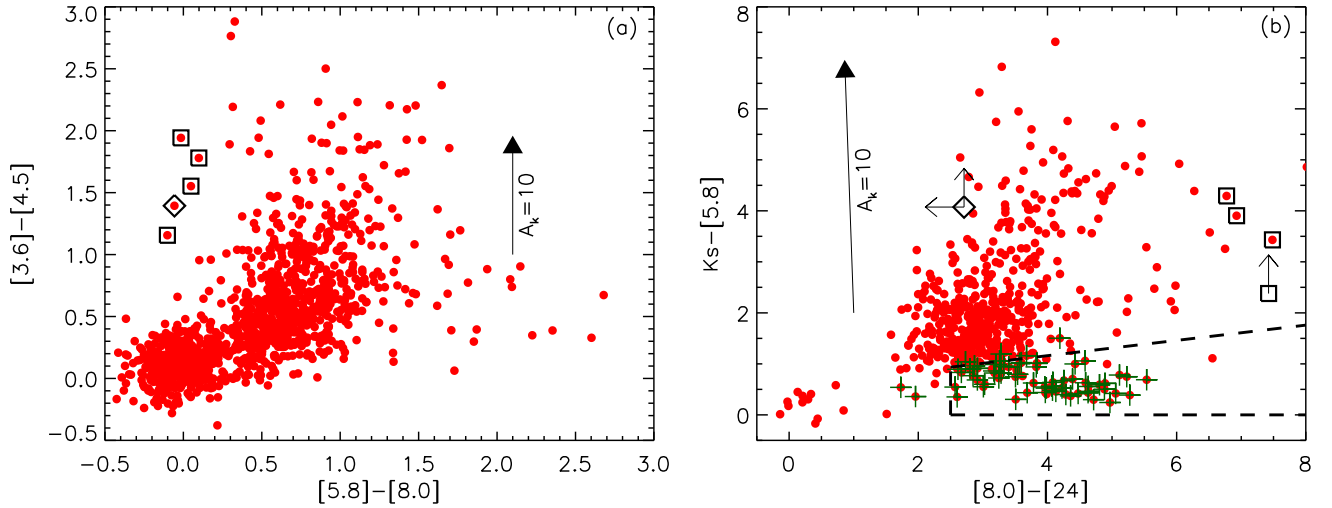
### 3.4. Determining the disk properties

#### 3.4.1. Infrared spectral slopes and Classifications

We calculate the infrared spectral slope for each YSO, defined as  $\alpha = d\log(\lambda F_\lambda)/d\log(\lambda)$ , with the dereddened photometry in the infrared broad bands. We calculate four sets of infrared slopes,  $\alpha_{2-8}$ ,  $\alpha_{3.6-8}$ ,  $\alpha_{2-24}$ , and  $\alpha_{3.6-24}$ , corresponding to the spectral range of  $K_s$  to [8.0], [3.6] to [8.0],  $K_s$  to [24], and [3.6] to [24], respec-



**Figure 5.** The  $H-K_s$  vs.  $J-H$  color-color diagram for the young stars in L1641. The solid line show the intrinsic colors for the main-sequence stars of  $\sim K5$ – $M6$  type (Bessell & Brett 1988), and the dash-dotted line are the locus of T Tauri stars from Meyer et al. (1997). The dashed lines show the reddening vectors from Flaherty et al. (2007). The dashed lines separate the diagram into three regions marked as numbers 1, 2, and 3, in the figure. In each region, we use different ways to estimate the extinction of the sources without spectral types.



**Figure 6.** (a)  $[3.6]-[4.5]$  vs.  $[5.8]-[8.0]$  color-color diagram. The open diamond marks the source ID#1074, and the open boxes show the sources ID#1218, 1220, 1233, and 1244. These five sources show  $[5.8]-[8.0]$  colors close to zero, but  $[3.6]-[4.5]>1.0$ . (b)  $[8.0]-[24]$  vs.  $K_s-[5.8]$  color-color diagram. The dashed lines enclose the region for selecting TDs. The pluses mark the TDs in Paper I and this work. The large arrow in each panel show the reddening vector with  $K_s$ -band extinction of 10 mag. The open diamond and boxes are similar to panel(a). The small arrows close to the open symbols mark the upper or lower limits for the colors of the sources.

tively. The extinction of each YSO is estimated individually. For the YSOs with spectral-type measurements, we can accurately estimate their extinction by fitting their optical and near-infrared photometry as described in Sect. 3.3. However, for the YSOs without spectral types, we can only roughly determine their extinction with a method similar to that used by Gutermuth et al. (2008) in which the extinction is obtained employing the  $H-K_s$  vs.  $J-H$  color-color diagram. We describe the method as follows.

The location of each YSO in the  $H-K_s$  vs.  $J-H$  color-color diagram depends on both its intrinsic colors and its extinction. To estimate the extinction of individual YSOs, we need to have knowledge of their intrinsic colors. For the diskless YSOs, their intrinsic colors are mainly determined by their spectral types. For YSOs with disks, the excess emissions from hot inner regions of disks can also contribute to their intrinsic colors and make them redder than diskless stars. The CTTS locus in the  $H-K_s$  vs.  $J-H$  color-color diagram is observationally defined as the colors of dereddened classical T Tauri stars. In consideration of these different origins of intrinsic colors of YSOs, we divide the diagram into 3 sub-regions (see Fig. 5). Within each region, we use a different way to obtain the intrinsic color  $[J-H]_0$  of the sources. Extinction values of individual YSOs are estimated from their observed  $[J-H]$  ( $[J-H]_{obs}$ ) and  $[J-H]_0$  using the equation:  $A_K = ([J-H]_{obs} - [J-H]_0) / 0.95$ . In Region 1, the sources show slightly bluer  $[J-H]$  colors than expected from normal reddening of diskless YSOs, probably due to the photometric uncertainties. For such YSOs, their  $[J-H]_0$  values are simply assumed to be 0.6 (the typical value for a K5-type dwarf star). In Region 2, the color excess of each source is mainly due to reddening. Its intrinsic  $[J-H]$  color is obtained from the intersection between the reddening vector and the locus of main-sequence stars<sup>6</sup>. In Region 3, the sources are supposed

<sup>6</sup> For simplicity, we force  $[J-H]_0 \geq 0.6$  as done in Gutermuth et al. (2008)

to be the reddened classical T Tauri stars. The intrinsic  $[J-H]$  color is derived from where the reddening vector and the CTTS locus intersects. For the stars outside of these three regions, or without detection in all the three 2MASS bands, their extinction is assumed to be zero. The extinction values derived from the  $H-K_s$  vs.  $J-H$  color-color diagram are less accurate than those of YSOs with spectral types. For a sample of spectroscopic YSOs with substantial extinction ( $A_V > 1$ ), we compare the extinctions estimated from the above rough method with the more accurate ones described in Sect. 3.3. We find the extinctions from the rough method are statistically slightly lower than the relatively accurate ones. We estimate how the extinction affect the spectral slopes. For  $A_K=1$ , the dereddened  $\alpha_{2-8}$ ,  $\alpha_{3.6-8}$ ,  $\alpha_{2-24}$ , and  $\alpha_{3.6-24}$  are 0.36, 0.14, 0.15, and 0.04 less than the observed spectral slopes, respectively. Thus, given the typical extinction for our YSOs in L1641, extinction only slightly influences our estimates of the spectral slopes of the YSOs, except for a few extremely embedded YSOs.

We classify the YSOs into different classes according to the two spectral slopes, i.e.  $\alpha_{3.6-8}$  and  $\alpha_{3.6-24}$ . For the sources with MIPS  $24 \mu\text{m}$  detection, we classify the sources as diskless stars if  $\alpha_{3.6-24} \leq -2.2$ , Class II sources if  $-2.2 < \alpha_{3.6-24} < -0.3$ , Flat-spectrum when  $-0.3 \leq \alpha_{3.6-24} \leq +0.3$ , and Class I source if  $\alpha_{3.6-24} > +0.3$  (Luhman et al. 2008). A part of YSOs have not been detected at  $24 \mu\text{m}$ . For these YSOs, we use the dereddened infrared slope ( $\alpha_{3.6-8}$ ) to classify the young stars into Class III if  $\alpha_{3.6-8} \leq -2.56$ , Class II if  $-2.56 < \alpha_{3.6-8} < -0.3$ , Flat-spectrum when  $-0.3 \leq \alpha_{3.6-8.0} \leq +0.3$ , and Class I sources if  $\alpha_{3.6-8.0} > +0.3$ . For 857 YSOs with reliable estimates of spectral types, their classes will be revised by comparing their reddened model photospheric fluxes with their observed fluxes at infrared wavelengths.

### 3.4.2. Accretion rates

Gas from the disk accretes onto the star along the magnetic field lines and hits the stellar surface at ap-



proximately the free-fall velocity, causing a strong accretion shock and associated hot-spots on the stellar surface. Various emission lines, such as the hydrogen Balmer series, HeI5876 Å, Br $\gamma$ , etc., are formed in the infalling magnetospheric flow (Hartmann et al. 1994; Gullbring et al. 1998; Muzerolle et al. 2001; Lima et al. 2010; Kurosawa et al. 2011). Optical/ultraviolet excess continuum emission is produced in the accretion shocks. All these emission lines or excess emission can be used to estimate the accretion rates with the help of models or the empirical relation between line luminosity and accretion luminosity (Paper I; Hartmann et al. 1994; Hartigan et al. 1995; Gullbring et al. 1998; Muzerolle et al. 2001; Calvet et al. 2004; Natta et al. 2004; Herczeg & Hillenbrand 2008).

We use two methods to estimate the accretion rates: (1) the empirical relation between accretion luminosity and H $\alpha$  or H $\beta$  lines luminosity from Paper I, (2) the empirical relation between the full width of H $\alpha$  at 10% ( $FW_{H\alpha,10\%}$ ) of the peak intensity and accretion rates from Natta et al. (2004).

In the former method, we estimate the accretion rates from the observed H $\alpha$  and H $\beta$  line luminosity. The H $\alpha$  and H $\beta$  line luminosity are calculated by integrating over the line profile, adopting the best fit model atmosphere spectrum (see Sect. 3.3) as the continuum level. The line luminosities are converted to the accretion luminosity via the empirical relation given in Paper I:

$$\log(L_{\text{acc}}/L_{\odot}) = (2.27 \pm 0.23) + (1.25 \pm 0.07) \times \log(L_{H\alpha}/L_{\odot}) \quad (2)$$

$$\log(L_{\text{acc}}/L_{\odot}) = (3.01 \pm 0.19) + (1.28 \pm 0.05) \times \log(L_{H\beta}/L_{\odot}) \quad (3)$$

The inferred accretion luminosities are then converted into mass accretion rates using the following relation:

$$\dot{M}_{\text{acc}} = \frac{L_{\text{acc}} R_{\star}}{GM_{\star} \left(1 - \frac{R_{\star}}{R_{\text{in}}}\right)}, \quad (4)$$

where  $R_{\text{in}}$  denotes the truncation radius of the disk, which is taken to be  $5 R_{\star}$  (Gullbring et al. 1998).  $G$  is the gravitational constant,  $M_{\star}$  is the stellar mass as estimated from the location of each star in the HR diagram, and  $R_{\star}$  is the stellar radius derived using the fitting procedure described in Sect. 3.3.

For the YSOs with high-resolution H $\alpha$  spectroscopy, we distinguish accretors from non-accretors based on the criterion ( $FW_{H\alpha,10\%} > 250 \text{ km s}^{-1}$ ) described in Appendix A, and estimate the accretion rates with the empirical relation between accretion rates and  $FW_{H\alpha,10\%}$ , using the formula given by Natta et al. (2004):

$$\text{Log} \dot{M}_{\text{acc}} = -12.89 (\pm 0.3) + 9.7 (\pm 0.7) \times 10^{-3} FW_{H\alpha,10\%} \quad (5)$$

A comparison of accretion rates derived from the above two methods is discussed in Appendix B.

## 4. RESULTS

### 4.1. YSOs in L1641

In this section, we will perform a census of YSOs in L1641 based on the data collected from several projects. Then, we will calculate the infrared spectral slopes of

these YSOs, and classify them into different evolutionary stages.

#### 4.1.1. A census of YSOs

As one of the best studied star-forming regions in the literature, L1641 has been observed by various projects, including infrared imaging surveys (Strom et al. 1993; Megeath et al. 2012), spectroscopic surveys (Paper I; Allen 1995), and an X-ray emission survey (Wolk 2009; Watson et al. 2009) (see FOVs of each survey in Fig. 2). However, there has no been no available census of YSOs in this region in the literature. In this work, we provide an inventory of YSO candidates according to the following selection criteria: (1) confirmed with spectroscopy in Paper I and this work, (2) showing infrared excess emission, or (3) showing X-ray emission. A source is considered as a YSO if it obeys one of the above criteria. We have identified 1247 YSOs.

Recently Hsu et al. (2012) presented a catalog of  $\sim 860$  young stars in L1641 confirmed with optical spectroscopy, among which  $\sim 720$  stars fall within the region that we study in this paper. We compare our YSO sample with that of Hsu et al. (2012), and find  $\sim 580$  common sources in both catalog. About 140 YSOs in the catalog of Hsu et al. (2012) are absent in our census. Among them,  $\sim 120$  sources are diskless stars, and  $\sim 20$  sources are YSOs with the infrared excess emission. We did not identify these diskless YSOs because they do not show X-ray emissions and have not been observed with spectroscopy prior to the survey of Hsu et al. (2012). The 20 disked YSOs are located close to the edge of the coverage of the Spitzer survey, and lack photometry in several IRAC bands in our previous photometric catalog. Here, we include all these additional YSOs in our YSO catalog. In table 2 and 3, we list the YSO criteria that they abide by as well as their optical and infrared photometry.

In our YSO catalog, there are 1273 sources with photometry in all four IRAC bands. Figure 6(a) shows their [3.6]–[4.5] vs. [5.8]–[8.0] color-color diagram. The sources in the color-color diagram fall into two populations. A major fraction of stars are located towards the top-right of the origin due to infrared excess emission from hot dust in the inner disk, while other sources reside in a cluster near the origin, consistent with photospheric infrared colors. In Fig. 6(a), there are five sources (ID#1074, 1218, 1220, 1233, and 1244) showing IRAC colors distinct from the others. Those sources will be discussed in Sect. 4.5.1.

Figure 6(b) shows the  $K_s$ –[5.8] vs. [8.0]–[24] color-color diagram. Due to the lower sensitivity of MIPS, only a few diskless stars are detected at  $24 \mu\text{m}$ , and appear around the origin in Fig. 6(b). A major fraction of YSOs detected at  $24 \mu\text{m}$  are harboring optically-thick inner disks and are located within  $K_s$ –[5.8]  $> 1$ , and [8.0]–[24]  $> 2$ . There is a minor group of YSOs with  $K_s$ –[5.8]  $\lesssim 1$ , and [8.0]–[24]  $\gtrsim 2.5$ , indicating these sources show very weak or no excess emission at the shorter IRAC bands, but strong excess emission at  $24 \mu\text{m}$ , characteristic of TDs (see Paper I). The five unusual sources in Fig. 6(a) are also marked Fig. 6(b). Among them, two sources (ID#1074 and 1233) are not detected in both the 2MASS survey and the UKIDSS survey, and an upper  $K_s$ -band limiting magnitude of 15.3 is assumed for them. The source ID#1074 is not detected at  $24 \mu\text{m}$ ,

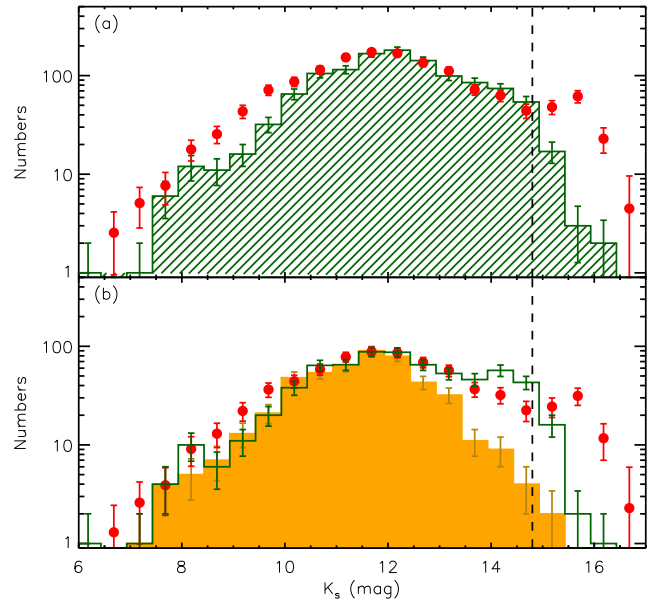
and its upper limiting magnitude at  $24\mu\text{m}$  is used for the plot.

#### 4.1.2. The completeness and contamination of YSO census

The datasets used in our YSO census consist of different surveys, each of which has slightly different sky coverage (see Fig. 2), and different sensitivities to detect the YSOs. The XMM survey is more sensitive to Class III sources than Class II sources (Feigelson & Montmerle 1999), and insensitive to the intermediate mass stars (Feigelson et al. 2003). The Spitzer imaging survey can be used to identify YSOs with circumstellar disks. The spectroscopic surveys can be used to confirm the youth properties of stars, but are limited by extinction. Thus, it is difficult to quantify the completeness of our YSO census. Here, we only qualitatively evaluate it based on the K-band luminosity function (KLF) of our YSO sample.

The shapes of KLFs of young clusters are sensitive to their initial mass functions (IMF) and the mean ages (Muench et al. 2000), and thus can be used to constrain these properties (Strom et al. 1993; Lada & Lada 1995; Muench et al. 2002, 2003). In our YSO catalog, 84% of the YSOs have been detected in the 2MASS survey. In Fig. 7(a), we show the KLF of these YSOs. The KLF of L1641 peaks at  $\sim 12$  mag (see Fig. 7(a)), consistent with the KLFs of  $\sim 1$  Myr old clusters (Muench et al. 2000). As a comparison we also show the KLF (with the K-band completeness limit of  $\sim 17.5$  mag) of the Trapezium cluster which is at an age ( $\sim 1$  Myr) similar to L1641 (Muench et al. 2002; Hillenbrand 1997). With the assumption that L1641 and Trapezium have a similar IMF, one would expect they show a similar KLF shape. Thus, the comparison of the KLFs of L1641 and Trapezium can be used to qualitatively evaluate the completeness of our YSO census in L1641.

In general, the KLF of L1641 (see Fig. 7(a)) fits to that of the Trapezium cluster within the range of 10 to 15 mag, corresponding to a mass range of  $1.0$ - $0.04 M_{\odot}$  for 1 Myr PMS stars (Dotter et al. 2008; Baraffe et al. 1998). However, at the faint ( $\geq 15$  mag) and bright (8 to 10 mag) ends of the KLF, L1641 appears to be deficient in the stars, compared to the Trapezium cluster. The lack of faint YSOs in L1641 is mainly attributed to incompleteness of the 2MASS survey. In our YSO catalog, there are 16% of the YSOs which are not detected by the 2MASS survey. These objects can partially contribute to the faint part of the KLF of L1641. Within the range of 8 to 10 mag, corresponding to intermediate mass 1 Myr PMS stars (Dotter et al. 2008), there is another deficiency in YSOs, which could be attributed to the fact that intermediate-mass stars usually show very weak X-ray emission, and would not be picked up by the XMM survey (Feigelson et al. 2003). These intermediate-mass YSOs can be detected in the optical and infrared imaging surveys. But if they have lost their circumstellar disks, they cannot be identified as YSOs according to their infrared colors. The comparison of the KLFs of L1641 and Trapezium suggests our YSO census may lack  $\sim 60$  intermediate-mass diskless stars in L1641. Recently, Hsu et al. (2012, 2013) have proposed that L1641 and the Trapezium cluster may have different IMFs, and L1641 is deficient in the stars at the upper mass end of IMF, compared with that of the Trapezium cluster. Thus, the

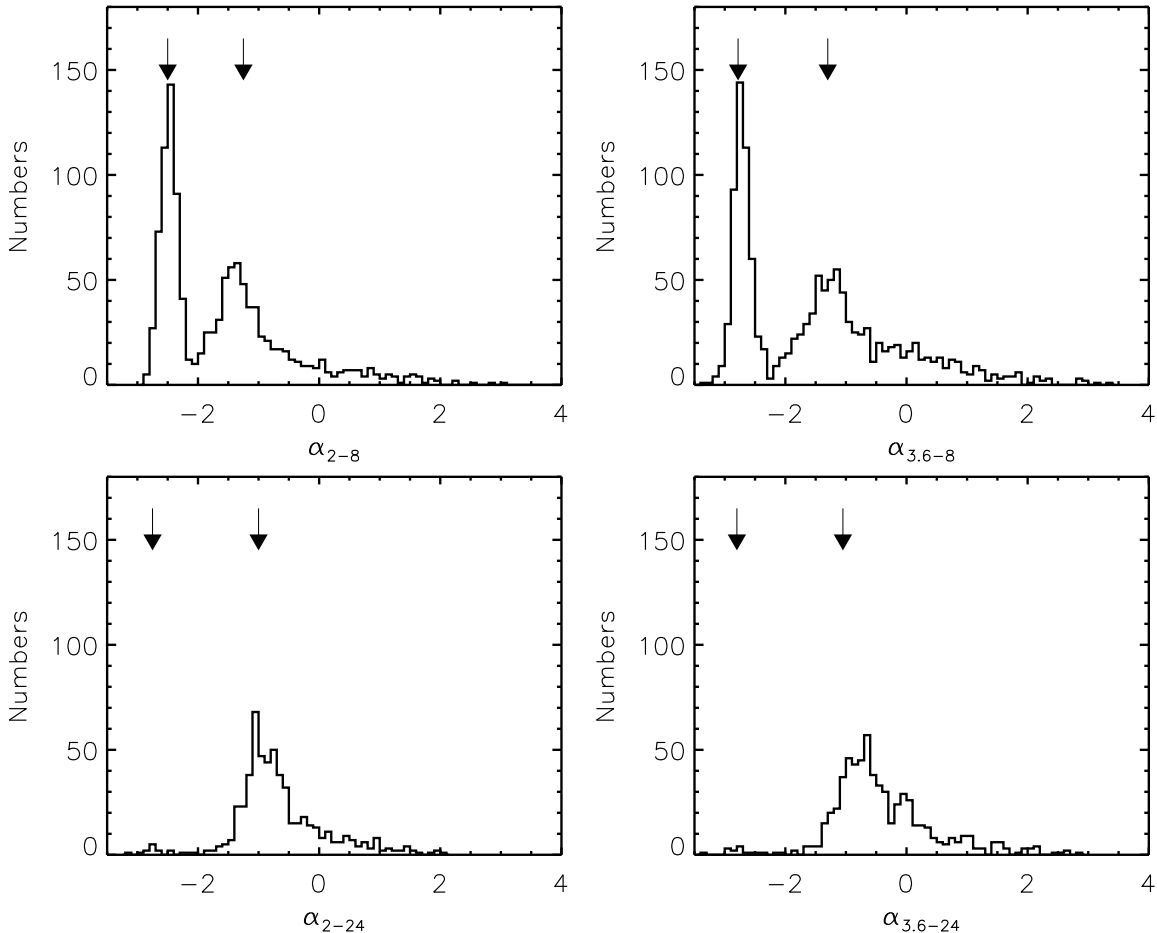


**Figure 7.** (a) The K-band luminosity functions (KLF) for all YSOs in L1641 (hatched histograms) and in the Trapezium cluster (filled circles). The Trapezium KLF from Muench et al. (2002) has been shifted from 414 pc (Menten et al. 2007) to 450 pc, and scaled to match the peak of the KLF of L1641. The dashed line marks the completeness limit of the 2MASS survey. (b) The K-band luminosity functions (KLF) for YSOs with infrared excess (open histograms), and for YSOs with X-ray emission (filled histograms) in L1641. The scaled KLF in the Trapezium cluster (filled circles) is also shown as comparison.

actually numbers of missing intermediate-mass diskless stars in our YSO census may be less than that we expected.

In Fig. 7(b) we show the KLFs of two populations of YSOs in our sample: one for the young stars with infrared excesses, and the other for those with X-ray emissions. It can be noted that both KLFs are similar when  $K_s < 12.5$  mag, corresponding to a 1 Myr PMS stars with masses  $\gtrsim 0.2 M_{\odot}$ , though both populations only share the common 159 stars with  $K_s < 12.5$  mag. At the faint end of KLF ( $K_s > 12.5$  mag), X-ray emitting YSOs are clearly deficient in stars compared with the YSOs with infrared excesses, which could be due to the incompleteness of the XMM survey. We evaluate the completeness of the XMM observations in L1641 using the tool, Flux Limits from Images from XMM-Newton (FLIX)<sup>7</sup>, which can be used to roughly estimate the upper limit from the observed XMM image. We used the FLIX tool to estimate the  $5\text{-}\sigma$  upper limit of the  $0.2\text{--}2\text{ keV}$  X-ray luminosity in the field of L1641. We found that the  $5\text{-}\sigma$  upper limits vary from region to region with a typical value  $\sim 2.4 \times 10^{29} \text{ erg s}^{-1}$  at the distance ( $\sim 450$  pc) of L1641. According to the relation between the X-ray luminosity and stellar mass for the young stars in Taurus ( $\sim 1.5$  Myr) from Güdel et al. (2007), the typical  $5\text{-}\sigma$  upper limit of the X-ray observations corresponds to the X-ray luminosity of 1.5 Myr old

<sup>7</sup> FLIX is a on-line tool provided by the XMM-Newton Survey Science Center (see <http://www.ledas.ac.uk/flix/flix.html>). It provides robust estimates of the X-ray upper limit to a given point in the sky where there are no sources detected in the 2XMMi catalog. See Carrera et al. (2007) for a detail discussion of the upper limit algorithm.



**Figure 8.** Distributions of the dereddened spectral slopes for YSOs in L1641. The arrows in each panel mark the peak positions of the distributions of the spectral slopes for YSOs in Taurus (Luhman et al. 2010).

PMS star with masses of  $0.2\text{--}0.3 M_{\odot}$ , which is consistent with the estimate of incompleteness from the KLF of X-ray sources. In the FOVs of the XMM observations, we have identified 395 Class III sources with spectroscopy. Among them, 253 sources are brighter than 12.5 mag at  $K_s$  band, and  $\sim 78\%$  (197/253) of them show X-ray emissions. The fraction of X-ray emitting sources among the faint Class III sources ( $K_s > 12.5$  mag) decrease to  $\sim 38\%$  (54/142). On one hand these statistics confirm the results on the completeness of the YSOs selected from the X-ray data estimated using FLIX and KLF; on the other hand they indicate that the spectroscopic surveys have partially relieved the incompleteness of Class III sources suffered from the X-ray survey.

We estimate the approximate completeness of our YSO census based on the study of Hsu et al. (2012) in which the targets for the spectroscopic survey are selected from  $V$  vs.  $V-I$  color-magnitude diagram. The spectroscopic survey of Hsu et al. (2012) is complete to  $V \lesssim 21$  mag for disk population, and has  $\sim 95\%$  completeness for diskless population till  $V \lesssim 21$  mag, which corresponds to a 1.5 Myr old,  $\sim 0.2 M_{\odot}$  PMS star with  $A_V \sim 3$ . The faint disk population ( $V \gtrsim 21$  mag), most of which are heavily extinguished objects, are below their detection limit, but can easily be detected in the Spitzer imaging survey. In our catalog, there are 533 Class II sources. Among them, 330 Class II sources are in Hsu et al. (2012). The other 203

Class II sources are too faint to be observed. In the same field, Hsu et al. (2012) have found 388 Class III sources. If we assume that both Class II and Class III sources have a similar fraction of faint sources, which are unobservable in the spectroscopic survey of Hsu et al. (2012), the total number of Class III sources is expected to be  $\sim 660$ . In our YSO catalog, 507 Class III sources are inventoried. Thus, the completeness of our YSO census is estimated to be  $\sim 90\%$  (1388/1541). In addition, we can evaluate the completeness of our YSO sample using the  $r$  vs.  $r-i$  color-magnitude diagram (see the detail discussion in Appendix C), and find that our census is complete to  $r \lesssim 20$  which corresponds to a 1.5 Myr old,  $0.2 M_{\odot}$  PMS star with an extinction of  $A_V \sim 3$ .

Our YSO catalog may be contaminated by a small fraction of extragalactic sources and nearby foreground stars. These contaminants show similar SEDs to those of YSOs or X-ray emissions, thus are selected as YSO candidates. The main extragalactic contaminants include star-forming galaxies and AGNs (Gutermuth et al. 2008). According to the criteria of Gutermuth et al. (2008), which are used to identify potential extragalactic contaminants based on the IRAC photometry and colors, 92 among 1273 sources with detection in four IRAC bands are suggested to be contaminants. Among the 92 “contaminators”, 13 are observed with spectroscopy and confirmed as young stars, thus excluded as the con-



taminators. Among the remaining 79 sources without spectroscopy, 66 “contaminators” show the SEDs characteristic shape of class I/Flat YSOs, and 13 are classified as Class II sources. Thus, statistically about 6% (79/1273) of our YSO candidates could be extragalactic contaminants. This, however, is a conservative estimate: a few of these “contaminators” are located at the dense regions of the L1641 cloud, thus could be real YSOs. The foreground stars can also contaminate our YSO catalog. These stars show detectable X-ray emission, thus being wrongly classified as Class III sources. The typical X-ray luminosity of field main-sequence stars is several  $\times 10^{27}$  ergs $^{-1}$  for solar-type to M-type main sequence stars (Güdel 2004). According to the  $5\text{-}\sigma$  upper limit of the 0.2–2 keV X-ray luminosity in the XMM survey of L1641 estimated with FLIX, XMM observations can detect the field stars within the distance  $\lesssim 90$  pc. Using the Besançon model of stellar population synthesis of the Galaxy (Robin et al. 2003), we obtain small numbers ( $\sim 15$ ) of stars within the distance  $\lesssim 90$  pc in the direction of L1641, suggesting the fraction of contaminants from foreground stars in our YSO catalog is about 1%.

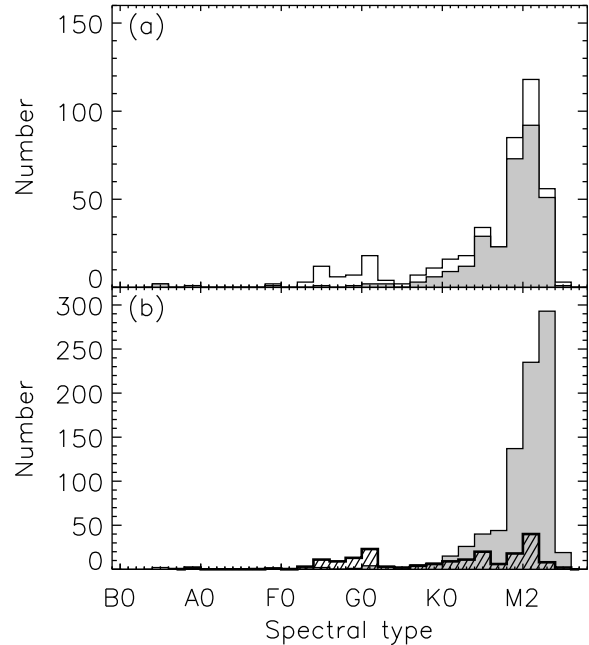
Recently Alves & Bouy (2012) proposed that there is a large cluster, NGC 1980, in front of Orion A cloud. They separated foreground stars and young stars in the Orion A region based on an assumption that young stars in Orion A are reddened and foreground stars have negligible amount of extinction. They found that the foreground sources are mainly centered on NGC 1980. The extent of their suggested foreground population reach northern part of L1641, and therefore could contaminate our YSO sample in L1641. The age of NGC 1980 cluster is estimated to be  $\sim 4\text{--}5$  Myr, which is much older than the median age ( $\sim 1$  Myr) of the stellar population in our L1641 sample (Fang et al. 2009, this work). The Kinematics of the stellar population in NGC 1980 is similar to that of young stars and molecular gas in Orion A, suggesting NGC 1980 may be physically associated with Orion A. It is possible that our sample could be contaminated with older population of NGC 1980, which could result in older median age and lower disk fraction. We inspect the contamination of these “old” sources into our YSO census by comparing the ages of sources with  $A_V < 0.1$  and those with  $A_V > 0.5$ . The median ages of the two samples are 1.6 Myr and 1.3 Myr, respectively. Thus we expect that the contamination in our YSO sample is not significant.

#### 4.1.3. Infrared spectral slopes

Figure 8 shows the distributions of the dereddened spectral infrared slopes,  $\alpha_{2-8}$ ,  $\alpha_{3.6-8}$ ,  $\alpha_{2-24}$ , and  $\alpha_{3.6-24}$ , for the YSOs in L1641. The disked and diskless objects appear in two distinct peaks in four panels in Fig. 8, although only a few diskless YSOs are detected at 24 microns. As a comparison, in Fig. 8 we also show the peak positions of such distributions for YSOs in Taurus, which is at the similar age to L1641. Both star-forming regions show similar peak positions for the disk population, suggesting that the disks are at a similar evolutionary stage.

Using the spectral slopes  $\alpha_{3.6-8}$  and  $\alpha_{3.6-24}$ , we classify our sources into Class III, Class II, Flat-spectrum, and Class I and list their types in table 3, according to the criteria described in Sect. 3.4.1. We have 507 Class III

sources, 533 Class II sources, 131 Flat-spectrum sources, and 143 Class I sources. In Fig. 2, we show their spatial distributions. The ratios of Class I to Class II, and Flat-spectrum to Class II are 0.27 and 0.25, respectively, comparable to those ( $\sim 0.27$  and  $\sim 0.20$ , respectively) in the Spitzer c2d Legacy survey.



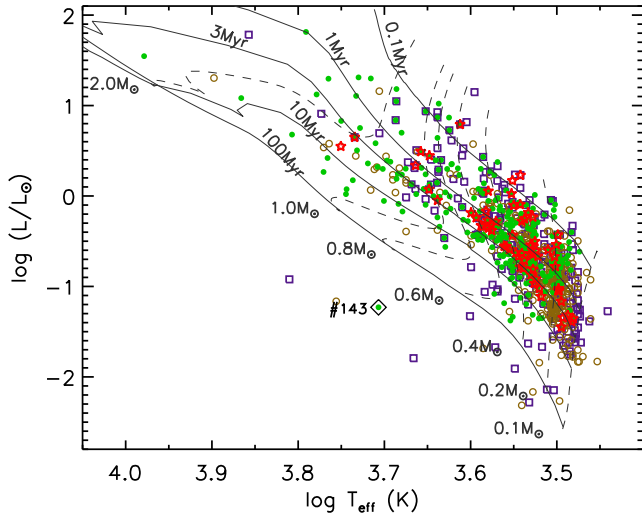
**Figure 9.** (a) The spectral-type distribution of our sample observed with Hectospec in L1641. The open histograms show the distribution of all the stars with reliable spectral types. The filled histograms display the YSO distribution. (b) The grey-color filled histograms show the spectral-type distribution of all known YSOs with spectral types in L1641. The hatched histograms display the spectral-type distributions of field stars identified in both works.

## 4.2. Spectroscopic sample

We have obtained optical spectra for a large sample of the YSOs in L1641 with Hectospec and Hectochelle. In this section, we will present the results from these observations.

### 4.2.1. Spectral types

We determined the spectral type of each star in our spectroscopic sample as described in Sect. 3.2. We have  $\sim 400$  stars with reliable estimates of their spectral types. Among them,  $\sim 300$  sources are identified as young stars according to the criteria in Sect. 3.1, and others as field stars. The spectral types of the YSOs are listed in table 4. In Fig. 9(a) we show a histogram of spectral types for all stars, including field stars and YSOs, in our Hectospec survey. The distribution is bimodal, with peaks around spectral type G0 and mid-M. In this figure, we also show the spectral-type distribution of the identified YSOs. These YSOs are typically K or M type with few stars earlier than K0 type. We combined the YSOs and field stars with spectral types in the field of L1641, and display their spectral-type distributions in Fig. 9(b). The field stars show a bimodal distribution with peaks around spectral type G0 and early M, while the YSOs peak around early M.



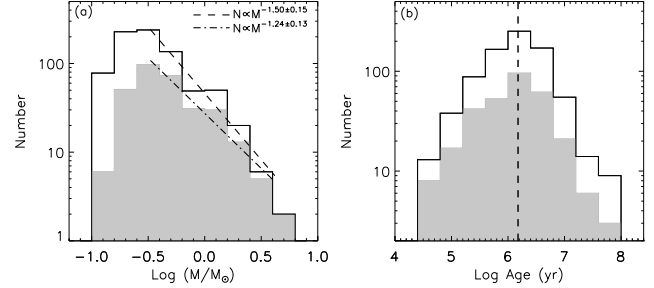
**Figure 10.** The HR diagram for the YSOs in L1641. The filled circles are for the YSOs in our spectroscopic survey with Hectospec, the open boxes for the YSOs in Paper I, and the open circles for the YSOs in Hsu et al. (2012). The star symbols represent the TDs in L1641. The open diamond marks the new subluminal object (See Sect. 4.5.2). The PMS evolutionary tracks are from Dotter et al. (2008).

#### 4.2.2. Stellar masses and ages

With the determined effective temperatures and bolometric luminosities as described in Sect. 3.3, we can place the young stars in the HR diagram. In Fig. 10, we show the HR diagrams for the YSOs with spectral types. Most of our YSOs lie between the 0.1 and 3 Myr isochrones. We use distinct symbols (open star symbols) for objects with SEDs typical for TDs (see also Sect. 4.3.1), as well as a new “exotic” object that is apparently under-luminous (see Sect. 4.5.2). In Fig. 11(a), we show the mass distribution (filled histograms) for the YSOs in this work, and the mass distribution (open histograms) when adding the YSOs with spectral types in the literature. The median masses are  $\sim 0.40 M_{\odot}$  and  $0.30 M_{\odot}$  for the two populations, respectively. A linear regression fit to the mass functions within the mass bin  $-0.5 \leq \log(M_{*}/M_{\odot}) \leq 0.5$  yields slopes of  $-1.24 \pm 0.13$  and  $-1.50 \pm 0.15$  for the two populations, respectively. In Fig. 11(b), we show the age distribution of the sample two populations as in Fig. 11(a). The median age for the entire sample is 1.5 Myr.

Lithium depletion trends in young PMS stars can be used to estimate the stellar ages at sub-solar masses (Mentuch et al. 2008; Jeffries et al. 2009). In Fig. 12 we show the equivalent width ( $EW$ ) of the Li I  $\lambda 6708 \text{ \AA}$  absorption line as a function of spectral type for the YSOs in our sample. The  $EW$  of the Li I  $\lambda 6708 \text{ \AA}$  absorption line for each YSO is derived from the Hectospec spectra. Some YSOs have been observed at multiple epochs with Hectospec and for these YSOs, we show their mean  $EW$ s weighted by the uncertainty in each spectral epoch.

In Fig. 12, the  $EW$ s of CTTSs are generally smaller than those of WTTs with similar spectral types due to the veiling effect in which continuum emission from accretion shocks on the surface of the star can reduce the measured  $EW$  of CTTSs. In Fig. 12 it can be also noted that the  $EW$  of Li I  $\lambda 6708 \text{ \AA}$  in WTTs with similar spec-



**Figure 11.** (a): the mass distribution of the YSOs with spectral types (filled histograms) in this work, and all the YSOs (open histograms) in L1641 with spectral types. A linear regression fit to the mass spectra in the range of  $-0.5 \leq \log(M_{*}/M_{\odot}) \leq 0.5$  gives slopes of  $-1.24 \pm 0.13$  and  $-1.50 \pm 0.15$  for each sample, respectively. (b): The age distribution of the YSO sample in L1641. The filled and open histograms are for the same YSO samples shown in the left panel. The dashed line shows the median age for all the YSOs in L1641 with spectral types.

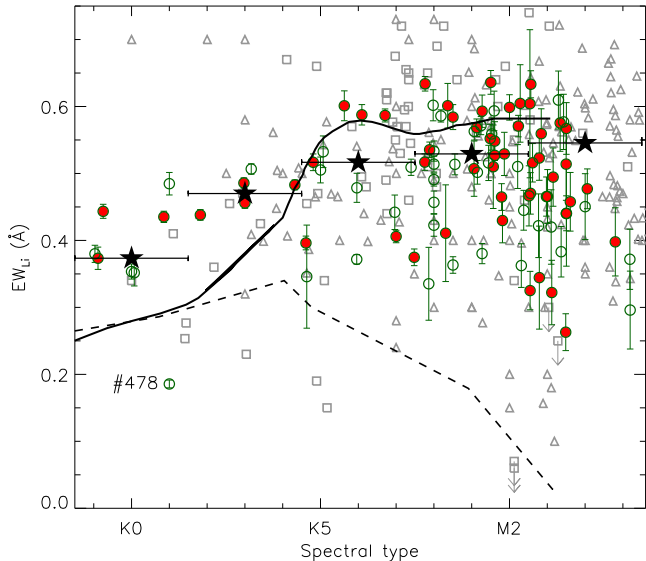
tral types shows a large scatter, which may be due to the age spread in these WTTs. As a comparison, Figure 12 also shows the  $EW$ s of Li I  $\lambda 6708 \text{ \AA}$  for the YSOs in Taurus (Sestito et al. 2008), and in L1630N and L1641 presented in Paper I. The L1641 star-forming region is roughly the same age as Taurus and L1630N, thus it is expected to show a lithium depletion trend similar to those in Taurus and L1630N. Using the  $EW$  of the Li I  $\lambda 6708 \text{ \AA}$  absorption line for YSOs in the three regions, we estimate the median  $EW$  in each spectral-type bin (filled star symbols in Fig. 12). For the YSOs with spectral types later than K5, the median  $EW$ s generally agree with the theoretical locus for YSOs with undepleted Lithium (Baraffe et al. 2002; Jeffries et al. 2009). The median  $EW$  and theoretical locus deviate for the YSOs with spectral type earlier than K5. The median  $EW$ s for the 1 Myr old population are much larger than those in the Tucanae-Horologium stellar association, which has an age of  $27 \pm 11$  Myr (Mentuch et al. 2008).

#### 4.2.3. Extinction

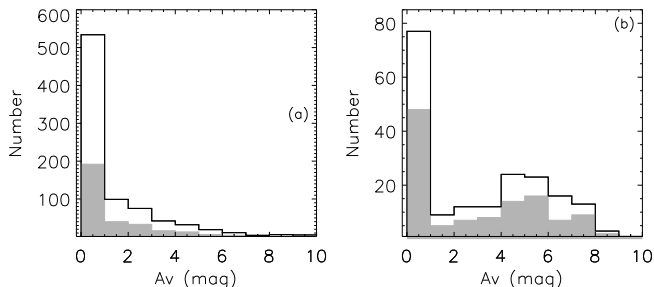
We estimated the extinction for each individual object using the method outlined in Sect. 3.3. The typical uncertainty for the extinction values is less than 0.1 magnitude. In Fig. 13(a), we show the  $A_V$  distribution of the YSOs (filled histograms) from this work, as well as all YSOs (open histograms) with spectral types in L1641. Both populations have a similar  $A_V$  distribution with a peak at very low extinction ( $A_V < 1$  mag) and a gradual decrease of YSO numbers towards higher  $A_V$ . In Fig. 13(b), we show the field stars (filled histograms) identified in this work, and all the field stars (open histograms) identified in both this work and Paper I. The two populations of field stars show a similar  $A_V$  distribution, but different from the  $A_V$  distribution of the YSO samples (see Fig. 13(a)). The  $A_V$  distribution of the field stars has a peak at  $A_V \lesssim 1$  mag consistent with foreground and background objects along sight lines with low extinction, and a relatively flat distribution between  $\sim 1$  and  $\sim 8$  magnitudes of  $A_V$  with a peak around  $A_V = 4-6$  mag.

### 4.3. Disks

#### 4.3.1. Transition disks



**Figure 12.** Li I  $\lambda 6708$  Å  $EW$  versus spectral type. The open circles and the red-filled circles are for the CTTSs and the WTTSSs, respectively, in this work. The uncertainties of the  $EW$ s is shown with error bars. The open triangles show the YSOs in L1630N and L1641 (Paper I). The open boxes display the YSOs in Taurus (Sestito et al. 2008). The star symbols show the median  $EW$  for individual spectral-type bins in the three regions and the bar centered on each star symbol shows the bin size. The solid line shows the model locus for the YSOs with undepleted Li (Baraffe et al. 2002; Jeffries et al. 2009). The dashed line displays the boundary for the Tucanae-Horologium association with an age of  $27 \pm 11$  Myr (Mentuch et al. 2008).



**Figure 13.** (a): The visual extinction distribution of the YSOs (filled histograms) observed with Hectospec, and all known YSOs with spectral types (open histograms). (b): The visual extinction distribution of the non-members in L1641 (filled histograms) identified in this work, and all the non-members (open histograms) in both this work and Paper I.

Our main TD selection criteria are based on colors as shown in Fig. 6(b):  $[8.0]-[24] \geq 2.5$  and  $K_s - [5.8] \leq 0.56 + ([8.0]-[24]) \times 0.15$ . For the YSOs with spectral types, we use the spectral types of the central stars to constrain the photospheric emission. We compare their SEDs with their model photospheric emissions to look for the sources showing very weak or no infrared excess at near infrared wavelengths and shorter IRAC bands, but strong excess emission at mid-infrared and longer wavelengths.

In Fig. 14, we show the SEDs of the 46 newly confirmed TDs in this work. Among them, 40 TDs are selected based on our TD selection criteria (see Fig. 6(b)). The additional 6 TDs are selected by the comparison

of their SEDs and photospheric emission. Among the 6 TDs, two (#226 and 249) of them show nearly photospheric emission at wavelength out to  $\sim 8 \mu\text{m}$ , and moderate excess at  $24 \mu\text{m}$  ( $[8.0]-[24] < 2$ ). The other 4 TDs (#971, 1196, 1268, and 1379), showing near-infrared excess emission significantly reduced from normal T Tauri stars, are located close to the TD selection boundary.

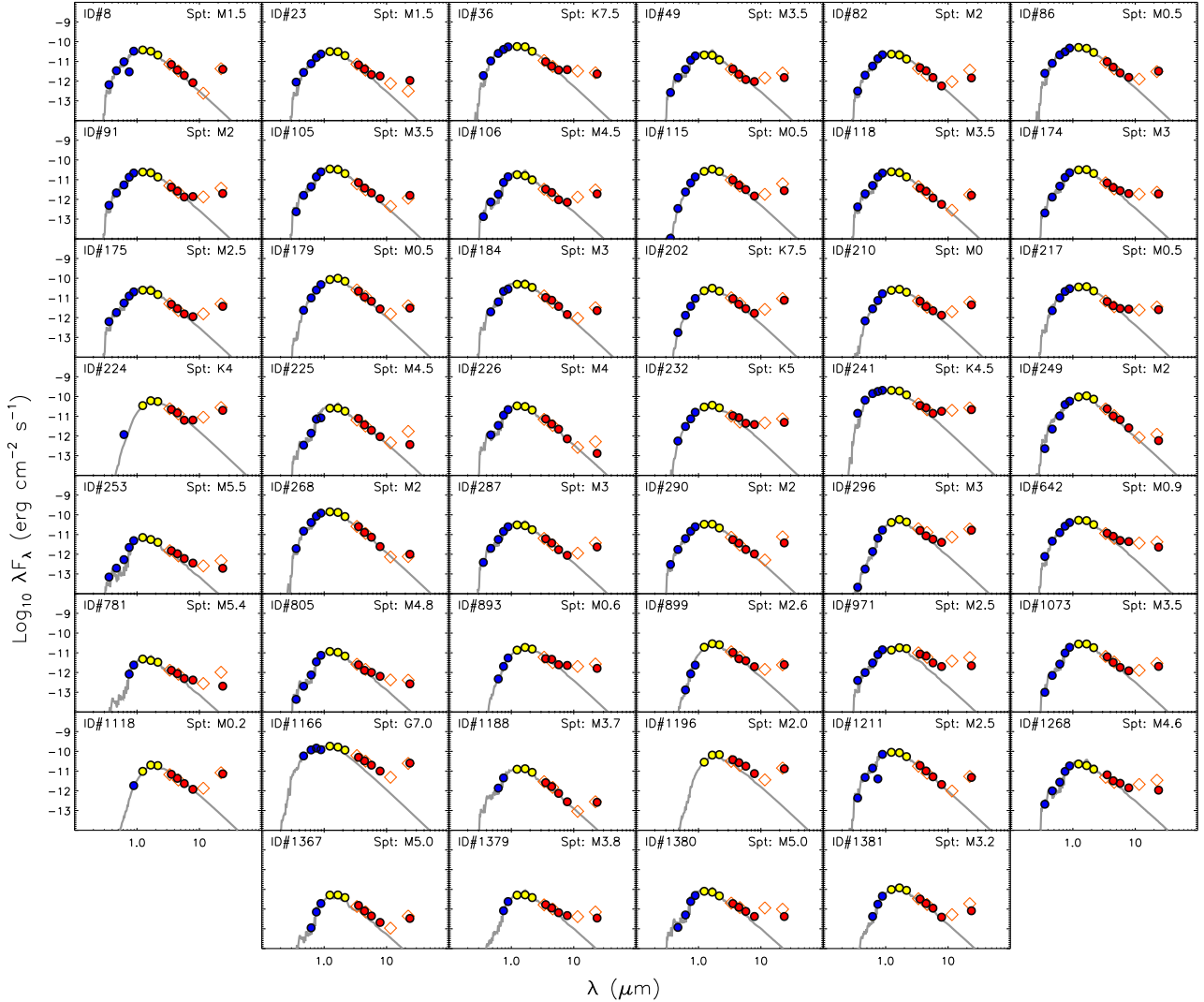
In the literature, there are several criteria to select TDs, e.g. Paper I, Merín et al. (2010), Muzerolle et al. (2010), etc. Our selection criteria, based on  $K_s - [5.8]$  and  $[8.0]-[24]$  colors, is displayed in Fig. 6(b). Merín et al. (2010) provide different criteria based on  $[3.6]-[8.0]$  and  $[8.0]-[24]$  colors: (1)  $0.0 < [3.6]-[8.0] < 1.1$  and  $3.2 < [8.0]-[24] < 5.3$  for classical TDs (with inner holes); (2)  $1.1 < [3.6]-[8.0] < 1.8$  and  $3.2 < [8.0]-[24] < 5.3$  for TDs with weak excess emission in Spitzer IRAC bands. Muzerolle et al. (2010) employ two infrared spectral slopes to select TD candidates: (1)  $-1.5 \leq \alpha_{8-24} \leq 0$  and  $\alpha_{3.6-5.8} \leq -1.8$  for weak excess TDs; (2)  $\alpha_{8-24} > 0$  and  $\alpha_{3.6-5.8} \leq -1.8$  for classical TDs (with inner holes). Our TD sample in this work is mainly selected using the criteria in Paper I. Including the TDs in Paper I, we have 65 TDs with spectral-type estimates in L1641. Among them, 64 TDs are detected in all four IRAC bands and at MIPS  $24 \mu\text{m}$ . We use these 64 TDs to compare our TD criteria with those from Merín et al. (2010) and Muzerolle et al. (2010). In Fig. 15, we show how these TDs fit to the selection criteria from Merín et al. (2010) and Muzerolle et al. (2010). According to the criteria of Merín et al. (2010), 38 sources are classified into their Group (1), and 9 sources are classified into Group (2). Among the remaining 17 sources which are excluded as TDs, 16 objects do not show strong enough excess emission at  $24 \mu\text{m}$ , and one object shows too strong excess emission at  $24 \mu\text{m}$  (see Fig. 15(a)). These rejected sources fall within the criteria of Muzerolle et al. (2010). According to their criteria, 23 are categorized into their Group (1), 35 into their Group (2), and 6 sources excluded as TDs but very close to the selection boundaries. Thus, our selection criteria are generally consistent with those from Merín et al. (2010) and Muzerolle et al. (2010).

#### 4.3.2. Globally depleted disks

In Fig. 16, we show the SEDs of the globally depleted disk candidates in L1641, as well as the median SED of T Tauri stars in Taurus (Furlan et al. 2006). Compared with the median SED of Taurus, these YSOs in Fig. 16 show uniformly depleted SEDs with an infrared excess emission level that has been reduced by a similar factor across  $3.6-24 \mu\text{m}$ . Such SED types can be produced when disks are deficient in small dust grains (Currie et al. 2009; Sicilia-Aguilar et al. 2011). For these disks, their effective disk height, i.e. the height above the disk midplane where the disk becomes optically thick to the stellar radiation, can be substantially reduced, causing a smaller fraction of the stellar energy to be absorbed and reprocessed by the disk, which produces an infrared excess emission of reduced magnitude. Dust coagulation can lead to a deficiency of small dust grains, and the larger grains couple less efficiently with the gas, allowing them to settle towards the midplane.

#### 4.3.3. Young debris disks or “evolved” TDs?



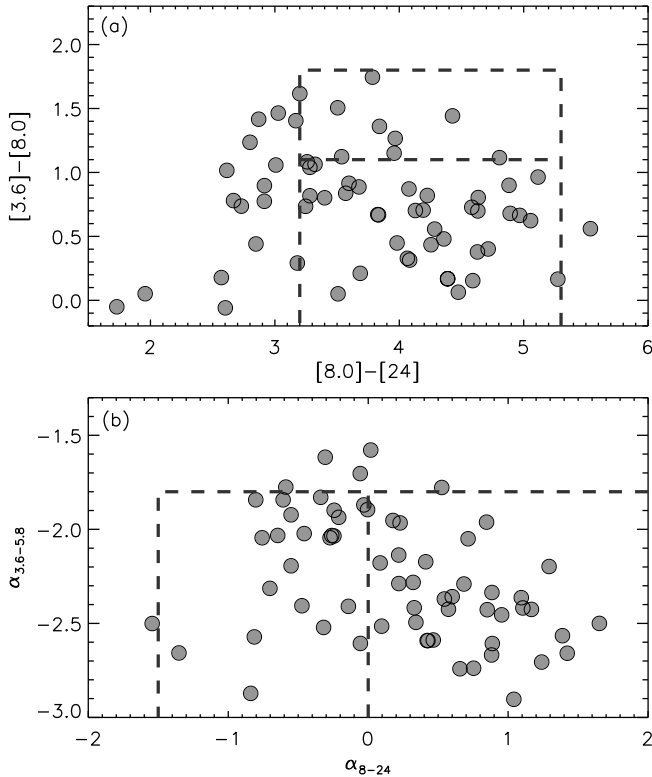


**Figure 14.** The SEDs of newly confirmed YSOs with transition disks in L1641. The circles show the photometry from SDSS/LAICA (blue), 2MASS (magenta), and Spitzer (red). The open diamonds are the photometry from WISE. The photospheric emission level is indicated with a grey curve in each panel.

Figure 17 shows the SEDs of two objects #172 and 269. These two sources show essentially photospheric emission levels at  $\lambda \lesssim 10 \mu\text{m}$ , but display weak excesses at  $24 \mu\text{m}$ . This SED shape is typical of “debris disks” (see, e.g. Carpenter et al. 2009). Such disk system possess relatively small amounts of circumstellar material which are produced in the collisional grind-down of larger bodies (“planetesimals”). In Fig. 17, both of the stars have the spectral type K6, and show X-ray emission (see table 2). Their ages, estimated from different sets of PMS evolutionary tracks, are all less than 1 Myr (see table 5). The youth of the stars #172 and #269 can be further confirmed by our spectroscopic observation. The star #172 has been observed with both Hectochelle and Hectospec and both spectra clearly show Li I  $\lambda 6708 \text{ \AA}$  absorption line. In its high-resolution Hectochelle spectrum, the  $EW$  of the Li I  $\lambda 6708 \text{ \AA}$  absorption line is  $0.53 \text{ \AA}$ . The star #269 has only been observed with Hectospec. In its Hectospec spectrum, the  $EW$  of the Li I  $\lambda 6708 \text{ \AA}$  absorption line is  $\sim 0.5 \text{ \AA}$ . The Li  $EW$ s of both stars suggest they are as young as other YSOs

in L1641 (see Fig. 12). Furthermore, the star #172 has a radial velocity  $V_{\text{LSR}} = 5 \pm 2 \text{ km/s}$  (relative to the local standard of rest) similar to the local molecular gas in L1641 (Bally et al. 1987), suggesting the star #172 is physically associated with the L1641 cloud.

In the case that the disks are optically thin through  $24 \mu\text{m}$  we can estimate the timescale for small dust grains removed by Poynting-Robertson drag using the method described in Currie et al. (2009). For  $10 \mu\text{m}$  dust grains with a volume density ( $\rho_s$ )  $\sim 1 \text{ g cm}^{-3}$ , and an absorption coefficient ( $\langle Q_{\text{abs}} \rangle$ )  $\sim 1$ , the Poynting-Robertson drag can remove these grains on timescales  $\lesssim 6 \times 10^5 \text{ yr}$ . When the dust grains are porous, the drag time could be much shorter (Currie et al. 2009). For the two stars, the typical grain sizes, below which the radiation pressure can remove dust from the system, are estimated to be  $\sim 3\text{--}8 \mu\text{m}$  using the Equation (4) in Currie et al. (2009) with  $\rho_s \sim 1 \text{ g cm}^{-3}$ , and  $\langle Q_{\text{abs}} \rangle \sim 1$ . However, whether the Poynting-Robertson drag can work on dust grains also depends on the coupling of dust to the gas. If the gas density in circumstellar disks is low, the dust grains emit-



**Figure 15.** The TD selection criteria from (a) Merín et al. (2010), and (b) Muzerolle et al. (2010). The filled circles are our confirmed TDs in L1641 from both Paper I and this work. In panel (a), classical TDs (with inner holes) lie within  $0.0 < [3.6] - [8.0] < 1.1$  and  $3.2 < [8.0] - [24] < 5.3$ , and TDs with weak excess emission in Spitzer IRAC bands lie within  $1.1 < [3.6] - [8.0] < 1.8$  and  $3.2 < [8.0] - [24] < 5.3$ . In panel (b), the region with  $-1.5 \leq \alpha_{8-24} \leq 0$  and  $\alpha_{3.6-5.8} \leq -1.8$  are for weak excess TDs, and the region with  $\alpha_{8-24} > 0$  and  $\alpha_{3.6-5.8} \leq -1.8$  for classical TDs.

ting the  $24\ \mu\text{m}$  excess emission can be quickly removed at the above dynamical timescale without the replenishment by the collision of larger planetesimals. Thus the disks around the two stars #172 and 269 could be debris if they are at ages of several Myr. However, the ages of the stars #172 and 269, estimated from different sets of PMS evolutionary tracks, are all younger than several  $10^5$  yr. If their isochrone ages are reasonable, it is also possible that the two sources are relatively evolved TDs with much larger inner holes (several ten AU) in the disks than normal TDs. Such type of evolved disks could be still gas rich, and only produce weak excess emission at  $24\ \mu\text{m}$ .

#### 4.4. Accretion

The Balmer emission lines in the spectra of PMS stars can be produced in two ways: chromospheric activity and magnetospheric accretion. The former mechanism usually yields weak and narrow emission lines, while the magnetospheric accretion process can produce very broad and strong emission lines (Hartmann et al. 1994; Muzerolle et al. 2001; White & Basri 2003). Thus, the strength and width of the Balmer emission lines, especially for the  $H\alpha$  line, are used to characterize the accretion activity of young stars. Our Hectospec spectra cover both the  $H\alpha$  and  $H\beta$  lines with a medium spectral resolution, and the Hectochelle spectra cover the  $H\alpha$  line with a high spectral resolution. We will use all these data

to study the accretion properties of young stars.

##### 4.4.1. Characterizing accretion activity with medium-resolution spectroscopy

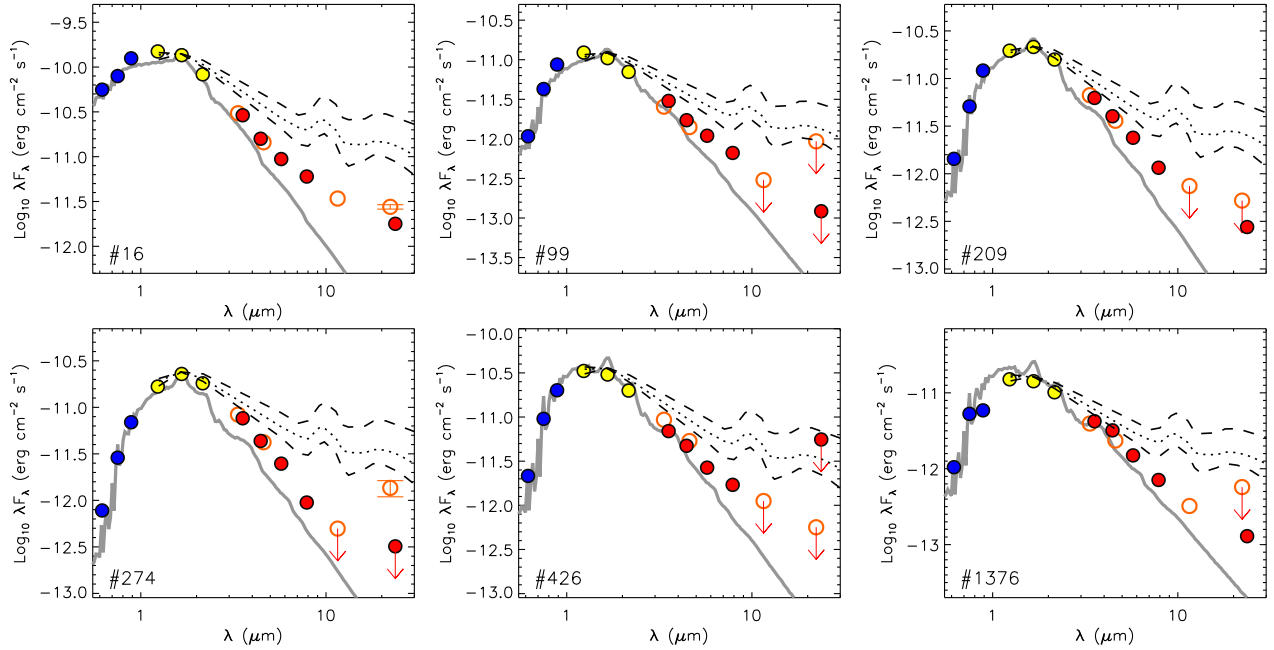
We classified the YSOs into weak T Tauri stars (WTTS) or CTTSs based on their  $H\alpha$   $EW$  in the Hectospec spectra using the spectral type dependent criteria described in Paper I. A star is considered to be a CTTS if  $EW(H\alpha) \geq 3\ \text{\AA}$  for K0–K3 stars,  $EW(H\alpha) \geq 5\ \text{\AA}$  for K4 stars,  $EW(H\alpha) \geq 7\ \text{\AA}$  for K5–K7 stars,  $EW(H\alpha) \geq 9\ \text{\AA}$  for M0–M1 stars,  $EW(H\alpha) \geq 11\ \text{\AA}$  for M2 stars,  $EW(H\alpha) \geq 15\ \text{\AA}$  for M3–M4 stars,  $EW(H\alpha) \geq 18\ \text{\AA}$  for M5–M6 stars, and  $EW(H\alpha) \geq 20\ \text{\AA}$  for M7–M8 stars. These criteria are based on the  $H\alpha$  line  $EW$ s, which makes them useful for spectra with low spectral resolution. The disadvantage of this definition is that it may misclassify some accretors as WTTSs. In our spectroscopic sample observed with Hectospec, a few of the YSOs (e.g. ID#23 and 36) have been observed with Hectochelle, and show broad  $H\alpha$  line profiles, indicating an ongoing accreting activities despite the small  $H\alpha$   $EW$ . The  $H\alpha$  line  $EW$ s of these sources are below the thresholds to be classified as CTTSs because of the strong absorption around their  $H\alpha$  line centers. In this case, we also use the velocity width at 10% maximum height ( $FW_{H\alpha,10\%}$ ) of the Hectochelle spectra to distinguish the CTTSs and WTTSs. As discussed in the Appendix A, a YSO can be classified as a CTTS if its  $FW_{H\alpha,10\%} > 250\ \text{km s}^{-1}$ .

In table 4, we list the  $EW$ s of  $H\alpha$  and  $H\beta$  from the Hectospec spectra for our YSO sample, and their accretion properties, i.e. CTTS or WTTS. For the CTTSs, we estimated their accretion rates from the  $H\alpha$  and  $H\beta$  line luminosity using the methods described in Sect. 3.4.2. The results are also listed in table 4. The typical uncertainties are a factor of  $\sim 5$  for the accretion rates derived from  $H\alpha$  line luminosity, and a factor of  $\sim 3$  for those from  $H\beta$ . For the WTTSs with disks, only upper limits on the accretion rate, estimated with  $H\alpha$  and  $H\beta$  line luminosity as done for CTTSs, are given since their Balmer emission is mainly due to the chromospheric activities. In table 4, the disk property of each YSO is also listed. For the normal full disks, the disks categorized into optically thick disks if  $\alpha_{3.6-8} \geq -1.8$ , or optically thin disks when  $\alpha_{3.6-8} < -1.8$ .

##### 4.4.2. High-resolution $H\alpha$ spectroscopy

We obtained the  $H\alpha$  emission lines for 235 young stars in L1641 with Hectochelle. In this sample, 8 objects are Class I/Flat sources, 102 are Class II sources, and 124 are Class III sources. One object (#385) in the sample cannot be classified due to the lack of photometric data in infrared bands. During 2010–2011, a major fraction of these YSOs have been observed at two or three epochs. In table 6 we list the  $EW$  and  $FW_{H\alpha,10\%}$  of the  $H\alpha$  emission line,  $EW$  of Li I  $\lambda 6708\ \text{\AA}$  absorption line, types (CTTS or WTTS) of T Tauri stars, and the accretor probabilities. The accretor probabilities are estimated from  $FW_{H\alpha,10\%}$  using the method described in Appendix A. The accretion rates estimated from the  $FW_{H\alpha,10\%}$  are also listed in table 6.

Many of the YSOs in our Hectochelle sample have been observed in our medium-resolution spectroscopic survey



**Figure 16.** The SEDs of globally depleted disk candidates in L1641. The filled circles show the photometry from 2MASS and Spitzer. The open circles are the photometry from WISE. The photospheric emission level is indicated with a grey curve in each panel. In each panel, the dotted line shows the median Taurus SED with upper and lower quartiles shown with dot-dashed lines (Furlan et al. 2006).

with VIMOS and Hectospec (in Paper I and this work). In Fig. 18, we compare the  $H\alpha$   $EW$ s from Hectochelle and those from VIMOS or Hectospec. We find that there is a better agreement between these observations for  $H\alpha$   $EW \lesssim 10 \text{ \AA}$  than for  $H\alpha$   $EW \gtrsim 10 \text{ \AA}$ . This can be attributed to the accretion variability of accreting YSOs which usually show  $H\alpha$   $EW > 10 \text{ \AA}$ .

#### 4.4.2.1. $H\alpha$ emission profiles

In Fig. 19, 20, 21, 22, 23, we display the Hectochelle  $H\alpha$  line profiles for the disk population in our spectroscopic sample. For the sources which have been observed at multiple epochs, all the data are shown as a comparison. In general, most of these line profiles can be classified into the four groups according to the schemes in Reipurth et al. (1996): (I) profiles with a single peak and no or very weak absorption features; (II) profiles with two relatively equal peaks; (III) profiles with one primary strong peaks and one weak secondary peak; and (IV) P Cygni or inverse P Cygni profiles. In our YSO sample, the type I  $H\alpha$  line profiles are either narrow or broad, while the type II and III profiles are typically broad. We only have one source (ID#136, see the detail description of this sources in Sect. 4.5.3) showing a P Cygni profile (Type IV). One source (ID#69) shows a triple-peak profile on 2010-03-03 and cannot be classified into any of the four groups in Reipurth et al. (1996).

In our spectroscopic sample observed with Hectochelle, there are 33 TDs. Their  $H\alpha$  line profiles are shown in Fig. 19. Among the 33 TDs,  $\sim 42\%$  show broad  $H\alpha$  line profiles ( $FW_{H\alpha,10\%} > 250 \text{ km s}^{-1}$ ), characteristic of ongoing accretion. Among the TDs showing broad  $H\alpha$  line profiles, 5 sources (ID#23, 36, 195, 202, and 381) display  $H\alpha$  line profiles with double peaks from the data observed at all epochs. As defined in this work, TDs show

very weak or no excess emission in shorter IRAC bands. The absence of excess emission at such wavelengths can be explained if (1) TDs have dissipated most or all of the hot inner disks, or (2) in the inner regions of TDs there are opacity holes due to a lack of small dust grains, while gas still exists in these regions. For the accreting TDs in our sample, the scenario (1) can be excluded.

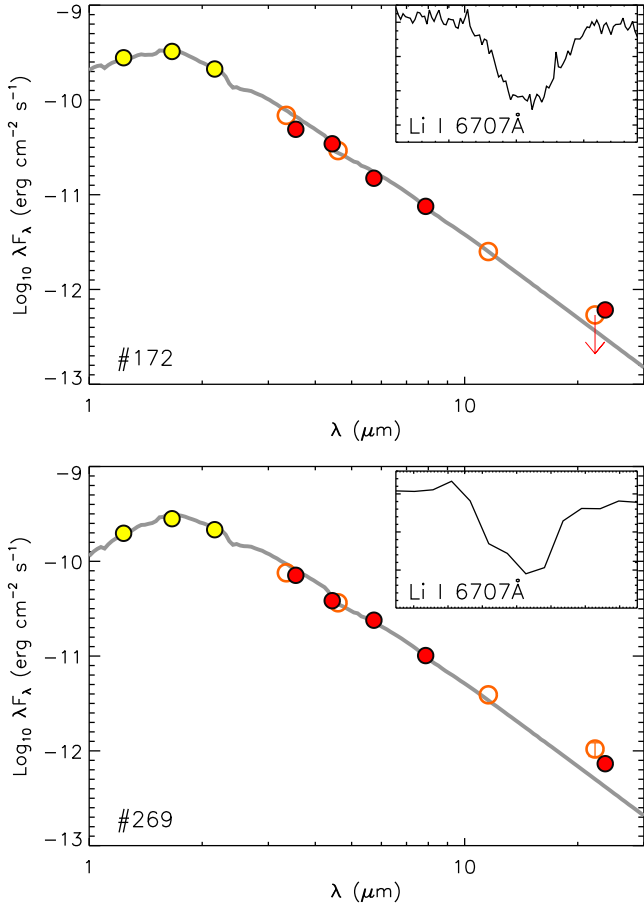
In Fig. 20, we show the line profiles for the disk population with  $\alpha_{3,6-8} \geq -1.0$ . These sources have strong excess emission in the IRAC bands, thus are expected to show strong and broad  $H\alpha$  line profiles. In the figure,  $\sim 83\%$  of the sources display the broad line profiles ( $FW_{H\alpha,10\%} > 250 \text{ km s}^{-1}$ ) at one epoch. Five sources (ID#31, 66, 314, 462, and 599) exhibit relatively narrow line profiles at and these sources may have more quiescence accretion activities.

In Fig. 21 and 22, we show the line profiles for the sources with  $-1.0 > \alpha_{3,6-8} \geq -1.8$ . These sources are typical Class II sources with optically-thick inner disks. In this sample,  $\sim 80\%$  of the sources show broad  $H\alpha$  line profiles ( $FW_{H\alpha,10\%} > 250 \text{ km s}^{-1}$ ) at one epoch. In Fig. 23, we display the  $H\alpha$  line profiles of the YSOs with  $-1.8 > \alpha_{3,6-8} \geq -2.5$ . The YSOs with such  $\alpha$  values are considered as having optically thin inner disks. However, four sources (ID#16, 54, 138, and 162) still show very broad  $H\alpha$  line profiles ( $FW_{H\alpha,10\%} > 250 \text{ km s}^{-1}$ ), suggesting that they are still accreting.

#### 4.4.2.2. $H\alpha$ line variability

$H\alpha$  line profile fluctuations are very common in CTTs, and can be due to the variability of accretion flow or outflow (Johns & Basri 1995; Gullbring et al. 1996; Alencar et al. 2001; Alencar & Batalha 2002). In our sample,  $\sim 90$  diskless YSOs and  $\sim 80$  disked YSOs have had their  $H\alpha$  line profiles monitored at multiple

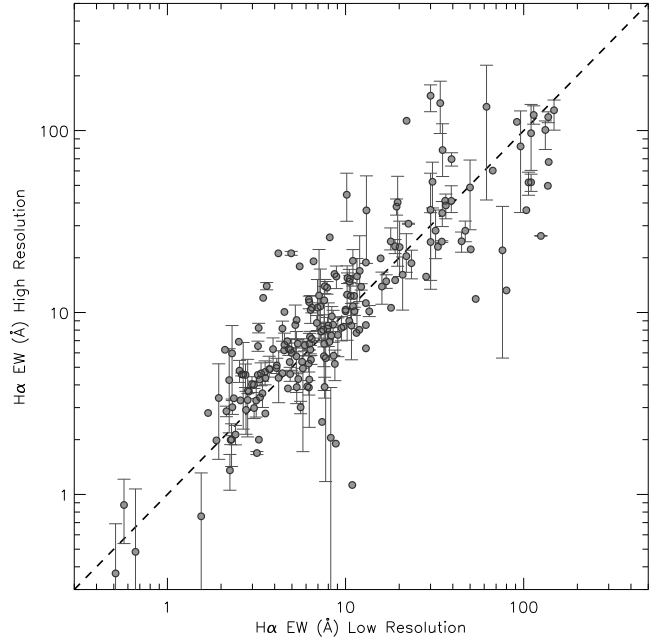




**Figure 17.** The SEDs of debris disk candidates in L1641. The filled circles show the photometry from 2MASS and Spitzer. The open circles are the photometry from WISE. The photospheric emission level is indicated with a grey curve in each panel. The inset in each panel shows the Li I  $\lambda 6707 \text{ \AA}$  absorption line. The Li absorption line is from the Hectochelle spectra for the star #172, and from the Hectospec spectra for the star #269.

epochs with Hectochelle. The  $H\alpha$  emission-line variations of WTTs are mainly related to the chromospheric activity, and are less variable than the CTTS. In this work, we will only focus on the CTTSs. In our sample, most of CTTSs show clear variations in their  $H\alpha$  line profiles. Among them, several sources, e.g. sources ID#20, 26, 69, etc., exhibit extreme line variations. The  $H\alpha$  line fluctuations (see Fig. 19, 20, 21, 22, and 23) can be mainly grouped into several types: (1)  $H\alpha$  line profiles vary from single peak to double peak, or even to triple peaks, e.g. the sources ID#26, 69, 339, etc., (2) the peak positions vary, e.g. the sources ID#93, 110, 195, etc., (3) the ratio between two peaks of  $H\alpha$  lines varies, e.g. the sources ID#343 and 381, (4)  $H\alpha$  line profiles broaden or narrow, e.g. the sources ID#19, 21, 86, etc. The  $H\alpha$  line variation of one YSO can usually be classified into more than one group. For the YSOs which can be categorized into the group (4), their  $H\alpha$  line variations are mainly due to their accretion variations. Especially, two sources in our sample (ID#26 and #86) show large variability from CTTS ( $FW_{H\alpha,10\%} > 250 \text{ km s}^{-1}$ ) to WTTs ( $FW_{H\alpha,10\%} \leq 250 \text{ km s}^{-1}$ ).

A few of the sources in our Hectochelle sample have



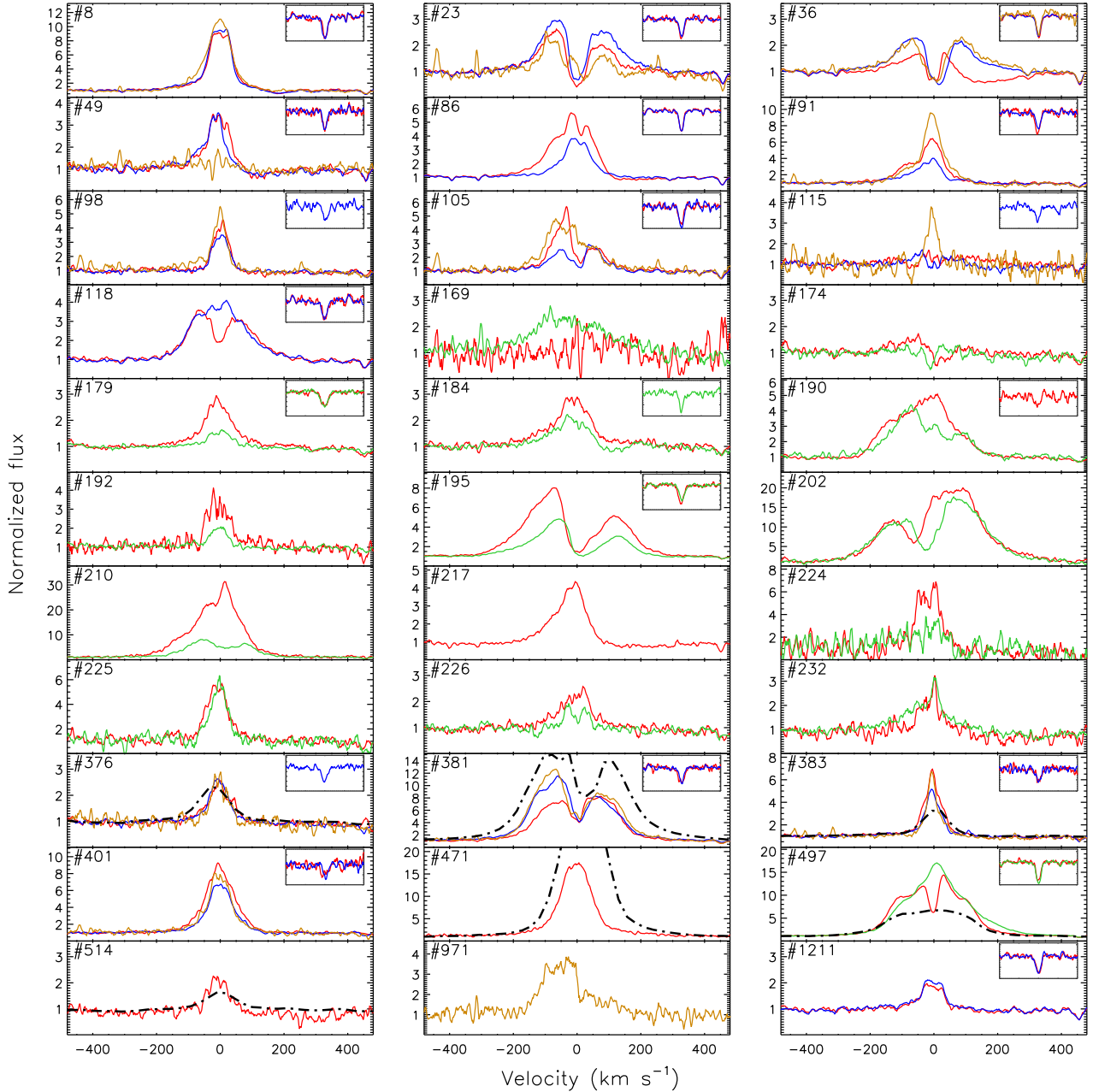
**Figure 18.** Comparison of the  $H\alpha$  EW measured from medium-resolution (VIMOS and Hectospec, in Paper I and this work) and high-resolution (Hectochelle) spectra. Note that the high resolution and low resolution spectra are taken at different times. The dashed line marks where the two EWs are equal. For the sources which have been observed at more than one epoch, their average EW is used for the plot and the error bar represents their minimum and maximum EWs.

been observed with VIMOS in January or March, 2008. These data have been presented in Paper I. As a comparison, we show these observations in Fig. 19, 20, 21, 22, and 23. The spectral resolution of the VIMOS spectra is  $\sim 2500$  and the data can only resolve relatively broad  $H\alpha$  line profiles. The comparison shows that the sources ID#69, 344, and 470, exhibit large variations in  $H\alpha$  emission line.

#### 4.5. Exotic objects

##### 4.5.1. Extremely embedded sources

In the  $[3.6]-[4.5]$  vs.  $[5.8]-[8.0]$  color-color diagram (see Fig. 6(a)), five objects (ID#1074, 1218, 1220, 1233, and 1244) have colors distinct from the other sources. Their colors ( $[5.8]-[8.0] \sim 0$  and  $[3.6]-[4.5] > 1.0$ ) make them appear as diskless stars with extremely high extinction ( $A_K \gtrsim 10$ ). Among the five sources, four (ID#1074, 1220, 1233, and 1244) are in the FOVs of the XMM surveys, and only ID#1074 is detected. In the Spitzer IRAC images, four sources (ID#1218, 1220, 1233, and 1244) are surrounded by extended emission with fan-shaped structures (see Fig. 24), and only the source ID#1074 appears as a point source without any nebulosity. The source ID#1074 is not detected in the MIPS  $24 \mu\text{m}$  images. Thus we consider it as a highly reddened diskless stars. The four sources associated with fan-shaped nebulae are all detected at  $24 \mu\text{m}$ , and show strong excess emission in this band with  $[8.0]-[24] \gtrsim 7$ , indicating they could be at a very early stage in the star-formation process. The fan-shaped nebulae around these sources are most easily explained by the scattering of photons from the central star out of cone-shaped cavities which are



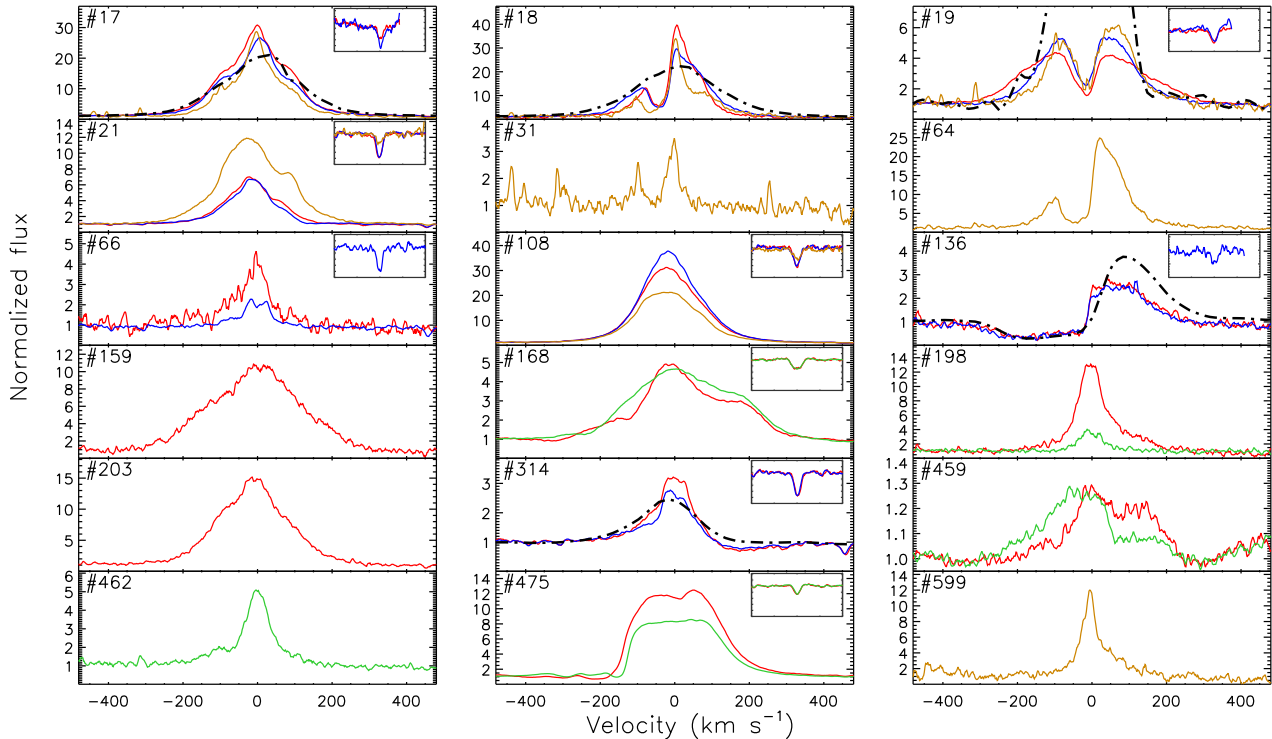
**Figure 19.** The  $H\alpha$  profiles at several epochs for TDS in L1641. The observation dates have been encoded as different colors: red for 2010 Feb 5, blue for 2010 Mar 3, yellow for 2010 Nov 29, and green for 2011 Oct 19. The dash-dotted lines display the  $H\alpha$  profiles ( $R \sim 2500$ ) from Paper I, which was observed with VIMOS. The insets show the Li I  $\lambda 6708 \text{ \AA}$  absorption line at several epochs. In each panel, the spectra have been binned up by a factor of 5 for clarity.

carved out of the dense envelope by energetic outflows. Furthermore, near ID#1244 we find bipolar jets traced by the Spitzer  $4.5 \mu\text{m}$  emission<sup>8</sup>. The morphology of the jets suggests ID#1244 could be its driving source.

We have searched for the five sources in the Hubble space telescope (HST) data archive. Two objects (#1233 and 1244) have been observed with HST/WFC3 at  $F160W$  band, and are not detected in these images.

<sup>8</sup> The Spitzer  $4.5 \mu\text{m}$  band cover several  $H_2$  lines ( $\mu=0-0, S(9, 10, 11)$ ), which could be excited by the interaction of the outflows with the ambient medium. Thus the Spitzer  $4.5 \mu\text{m}$  image are used to search for the jets from young stars (see e.g. Zhang & Wang 2009).

The source #1220 has been observed with HST/NIC2 at  $F160W$  and  $F205W$  bands. In addition to continuum emission, the broad bands  $F160W$  and  $F205W$  principally transmit the  $[\text{Fe II}] 1.644 \mu\text{m}$  and  $H_2 2.122 \mu\text{m}$  lines, respectively both of which can originate from shocked gas. In the HST images at both  $F160W$  and  $F205W$  bands, the object #1220 shows a cometary shape with a bright head and a long tail. Fig. 25 shows the  $F205W$  image of #1220. Two scenarios can explain the shape of #1220 in the HST images: (1) a young stellar system photoevaporated by nearby massive stars, e.g. like proplyds (O'dell et al. 1993; Brandner et al. 2000;



**Figure 20.** The  $H\alpha$  profiles for the disk population with  $\alpha_{3.6-8} \geq -1.0$  in L1641. The  $H\alpha$  profiles have been monitored at several epochs. The observation dates have been encoded as different colors: red for 2010 Feb 5, blue for 2010 Mar 3, yellow for 2010 Nov 29, and green for 2011 Oct 19. The dash-dotted lines display the  $H\alpha$  profiles ( $R \sim 2500$ ) from Paper I, which is observed with VIMOS. The insets show the  $\text{Li I } \lambda 6708 \text{ \AA}$  absorption line at several epochs. In each panel, the spectra have been binned up by a factor of 5 for clarity.

Fang et al. 2012), or (2) a YSO producing a jet which appears as a long tail. For the object #1220, the former scenario can be excluded since there are no massive stars near #1220. The latter scenario could be a promising explanation for the shape of #1220 in the HST images.

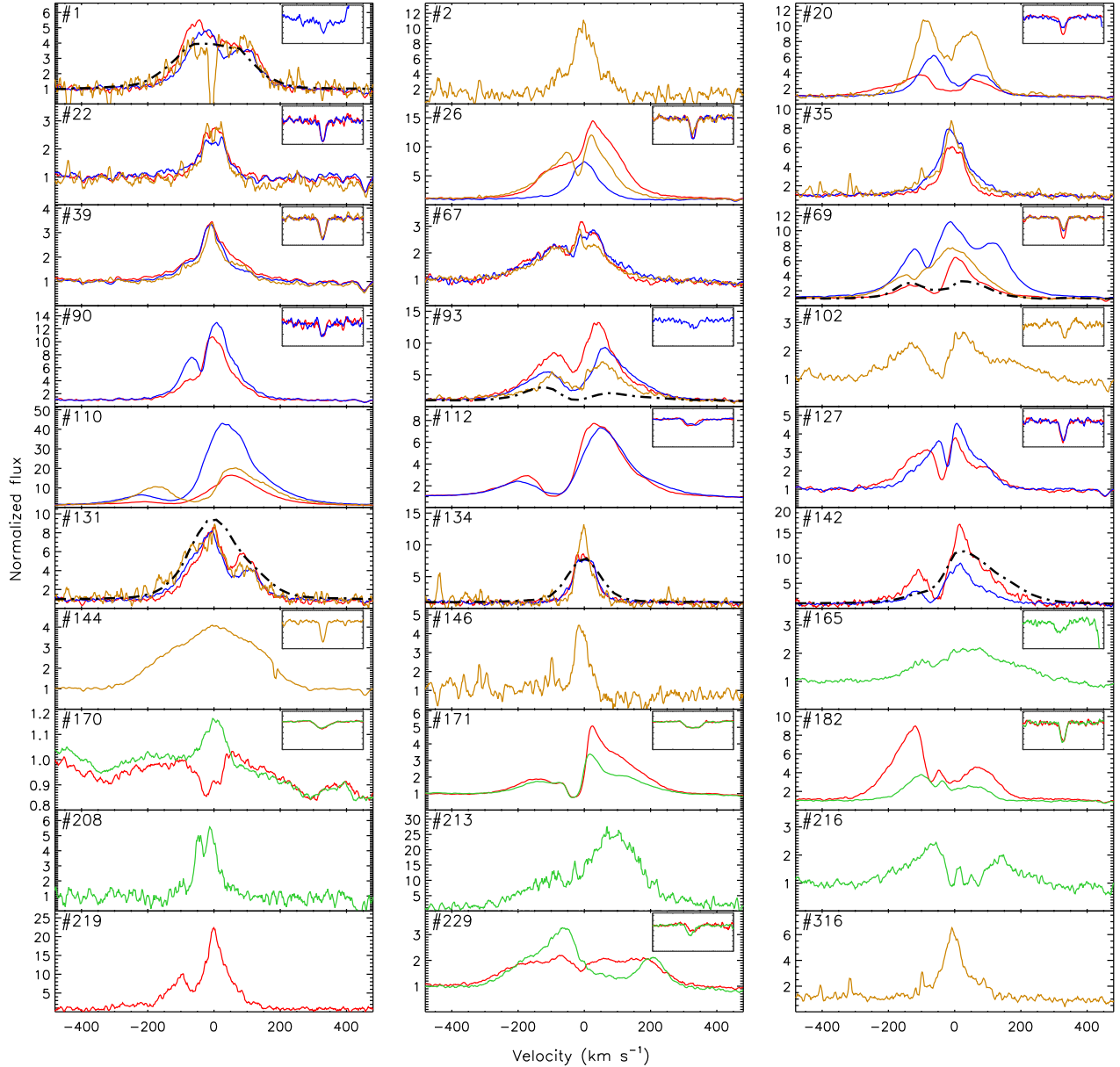
#### 4.5.2. A new subluminescent object

In the HR diagram (see Fig. 10), one source (ID#143) appears to be subluminescent by a factor of  $\sim 110$  with respect to a 1 Myr PMS star of a similar spectral type. Its optical spectrum and SED is shown in Fig. 26. In its optical spectrum, the  $H\alpha$  emission line seems to be quite strong. Objects with similar properties have been found in many regions e.g. L1630N, Lupus 3 dark cloud, and Taurus (Paper I, Comerón et al. 2003; White & Hillenbrand 2004). Typically these exotic objects show abnormally large Balmer line  $EWs$ , and normal  $EWs$  of  $\text{He I } 5876 \text{ \AA}$ , and the  $\text{Ca II}$  near-infrared triplet (8498, 8542, and 8662  $\text{\AA}$ ) (see Paper I; Comerón et al. 2003). One likely scenario for these exotic objects is that they are harboring flared disks with high inclinations. In this case, the stellar photospheric light is largely absorbed by the material in the cold, flared outer disk. The light that we can see mainly comes from the photon scattering off the disk surface, therefore much reduced. The optical emission lines with large  $EWs$ , e.g. Balmer lines and forbidden oxygen emission lines, may arise in an outflow or disk wind whose scale is much larger than the central star allowing at least part of the line flux to reach us relatively unscattered. Emission lines like  $\text{He I } 5876 \text{ \AA}$ , and the  $\text{Ca II}$  near-infrared triplet (8498, 8542, and 8662  $\text{\AA}$ ) that mainly form in the mag-

netospheric infall flows, close to the central stars, should be as obscured as the photospheric continuum.

We employ the SED fitting tool of Robitaille et al. (2007) to fit the SED of ID#143. We excluded models with stellar spectral types more than two subclass different from the observation, and defined the good-fit models as the models with  $\chi^2 - \chi^2_{\text{best}} < 2n_{\text{data}}$ , where  $\chi^2_{\text{best}}$  is the  $\chi^2$  of the best-fitting model, and  $n_{\text{data}}$  is the number of data points for the fits. We obtained two good-fit models (Model IDs: 3002401 and 3002775) which are shown in Fig. 26(b). The disk inclination angles of both models are  $\sim 87^\circ$  which supports the hypothesis that the subluminescent objects are harboring disk systems with high inclinations. The SED fits also give a better constraint on the stellar luminosity of ID#143. From the stellar luminosity, in combination with the stellar effective temperature from the optical spectrum, its mass and age is estimated to be  $2.0\text{--}2.2 M_\odot$  and  $0.4\text{--}0.6 \text{ Myr}$  from D08 tracks,  $2.6\text{--}2.7 M_\odot$  and  $1.3\text{--}1.8 \text{ Myr}$  from S00,  $1.8\text{--}2.0 M_\odot$  and  $0.4\text{--}0.6 \text{ Myr}$  from DM97, and  $1.9 M_\odot$  and  $1.7\text{--}2.4 \text{ Myr}$  from Pisa11. These age estimates are comparable to the ages of other YSOs in L1641 from each PMS evolutionary model.

Though the two good-fit models generally follow the shape of the observed SED of ID#143, they fail to fit the  $10 \mu\text{m}$  silicate feature (see Fig. 26(b)). The observed  $10 \mu\text{m}$  silicate feature of ID#143 is seen in emission, suggesting that its disk inclination should be substantially different from 90 degrees (edge-on) since the edge-on disk system usually show the  $10 \mu\text{m}$  silicate feature in absorption (Pontoppidan et al. 2005). More detailed models as well as observations are required to better constrain the



**Figure 21.** Similar to Fig. 20 but for the disk population with  $-1.0 > \alpha_{3.6-8} \geq -1.8$  in L1641.

nature of the object ID#143.

#### 4.5.3. The FU Ori type object candidate

The source ID#136 is one of the most interesting YSOs in our sample. It shows a P Cygni profile in the  $H\alpha$  line in all of our spectra observed with VIMOS, Hectochelle, and Hectospec (see Fig. 20). In Paper I, we proposed this object as an FU Ori candidate. This object has been further investigated in Caratti O Garatti et al. (2012). It shows a  $10\ \mu\text{m}$  silicate feature in absorption (Caratti O Garatti et al. 2012), suggesting it is probably a Class I protostar. This source also shows a blue-shifted He I line in absorption (Caratti O Garatti et al. 2012), a characteristic feature of FU Ori objects (Connelley & Greene 2010). However, the non-detection of absorption features of the CO band-

head lines longward of  $2.29\ \mu\text{m}$  make this source less likely to be of the FU Ori type (Caratti O Garatti et al. 2012). We have collected the near-infrared photometric data of ID#136 in the literature (Strom et al. 1989a; Chen & Tokunaga 1994; Skrutskie et al. 2006). The data span epochs from 1985/1986 to 2009 during which, the  $K$  magnitudes of the source range from 8.14 to 8.39. Thus it seems that ID#136 did not show big change on its brightness, which furthermore argue against it as a FU Ori type object.

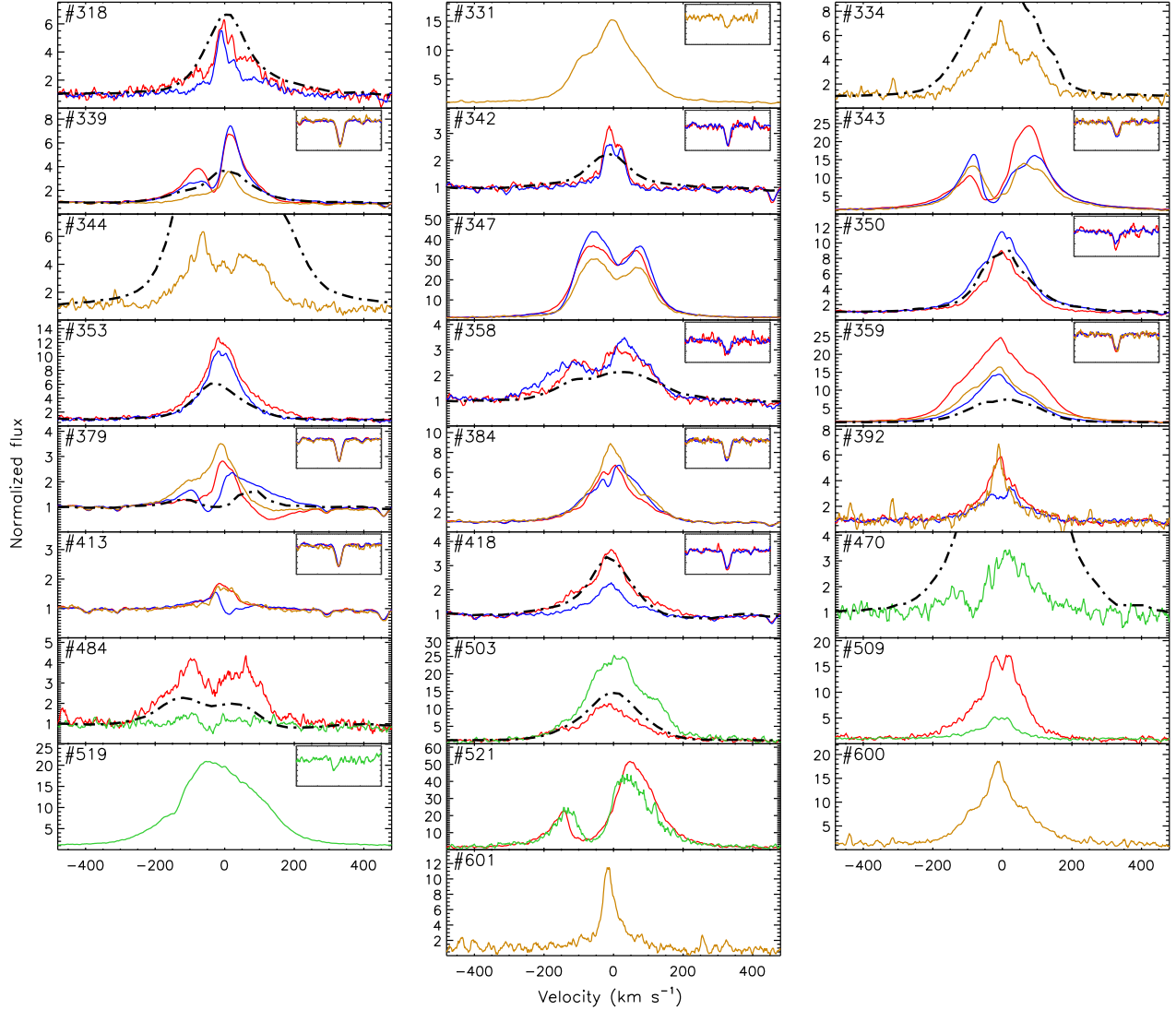
## 5. DISCUSSION

### 5.1. Disk Evolution

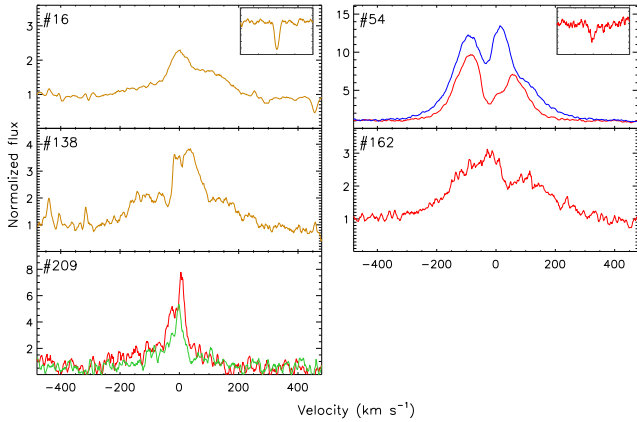
#### 5.1.1. Disk frequency

In the YSO catalog of L1641, 1314 sources can be grouped into one of the four classes, i.e. Class I, Flat-





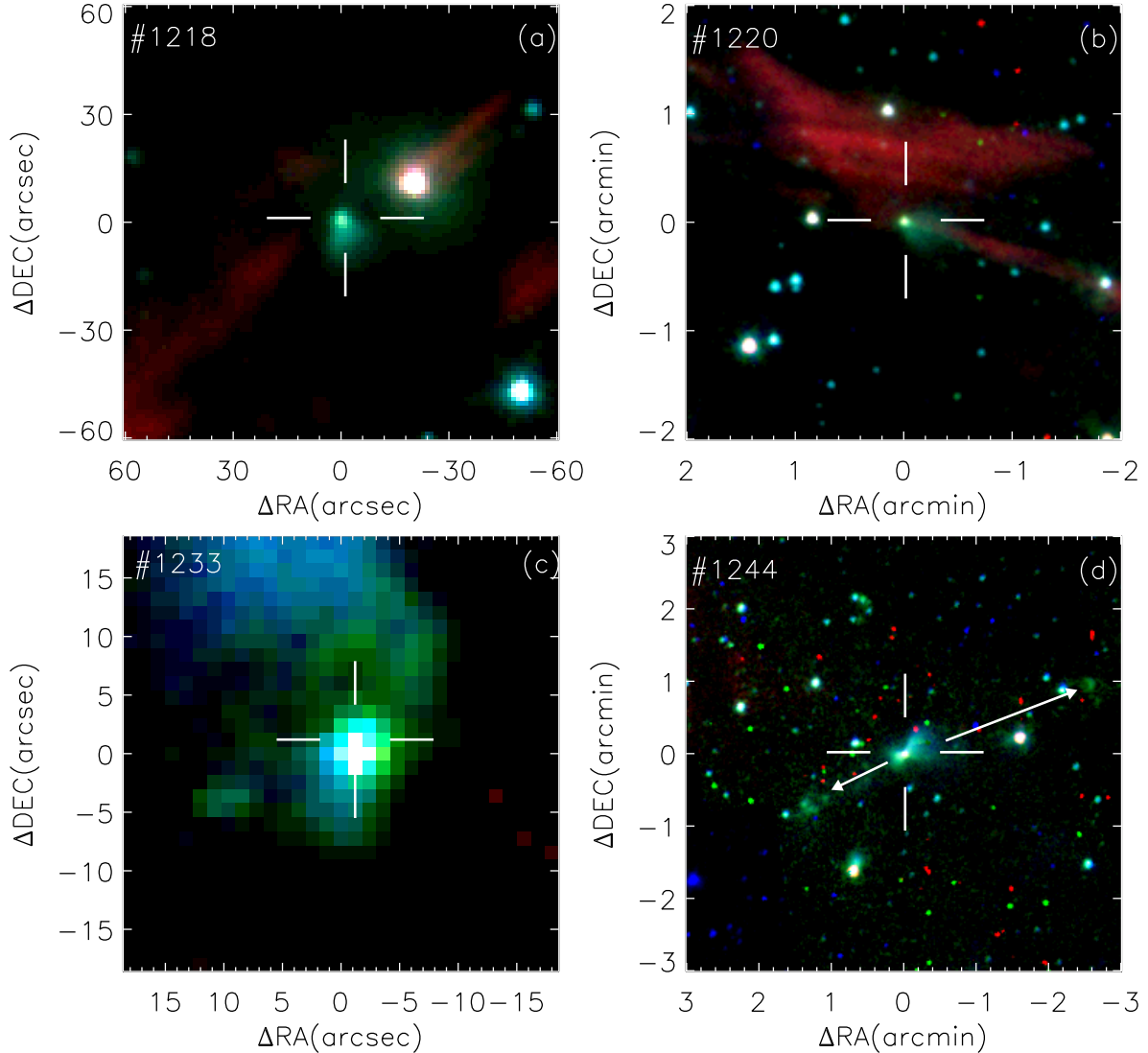
**Figure 22.** Similar to Fig. 21, but for different targets.



**Figure 23.** Similar to Fig. 21 but for the disk population with  $\alpha_{3.6-8} < -1.8$  in L1641.

spectrum, Class II, and Class III. The TDs in our sample are considered as Class II sources. We calculate

the disk fraction as  $N(\text{II})/N(\text{II} + \text{III})$ , where  $N(\text{II})$  and  $N(\text{III})$  are numbers of Class II and Class III sources, respectively, as done for Taurus by Luhman et al. (2010). The disk fraction of our YSO sample is estimated to be  $\sim 51 \pm 2\%$  (533/1040). If we only count the YSOs with X-ray emission, the disk fraction is  $\sim 36 \pm 3\%$  (166/466). The lower disk fraction among the X-ray emitting YSOs, compared with the whole YSO sample, may be due to that the XMM observations detect more Class III sources than Class II sources since X-ray observation is more sensitive to the former than the latter (Feigelson & Montmerle 1999). As shown in Fig. 2, there is a slight difference on the FOVs of the XMM survey and Spitzer survey. If we only count the YSOs within the common observed regions of both surveys, the disk fraction is  $\sim 51 \pm 2\%$  (448/884) for all the catalogued YSOs, and disk fraction is  $\sim 49 \pm 3\%$  (278/567) for “bright” YSOs ( $K_s \leq 12.5$  mag). As discussed in Sect. 4.1.2, the census of diskless population with XMM data is relatively complete for Class III sources with  $K_s \leq 12.5$  mag,



**Figure 24.** The Spitzer color images (red:  $8\mu\text{m}$ , green:  $4.5\mu\text{m}$ , and blue:  $3.6\mu\text{m}$ ) centered on the four sources ID#1218 (a), 1220 (b), 1233 (c), and 1244 (d) with  $[3.6]-[4.5]\sim 0$  and  $[5.8]-[8.0]>1$ . The arrows in panel(d) show the directions of a bipolar jet.

and become very incomplete for fainter sources. Thus, we may expect a much higher disk fraction for all the catalogued YSOs than the one for the brighter YSOs ( $K_s > 12.5$  mag). However, we do not see a significant difference on the disk fractions for the two populations. In this work,  $\sim 460$  Class III sources are identified from several spectroscopic surveys (Allen 1995; Hsu et al. 2012, Paper I and this work). These surveys have selected YSO candidates for observations partially from the optical color-magnitude diagrams. In these surveys, more than 200 Class III sources without X-ray emissions have been identified, which alleviate the incompleteness of Class III sources in our YSO census suffered from the XMM survey. In general, we conclude that disk fraction in L1641 is  $\sim 50\%$ .

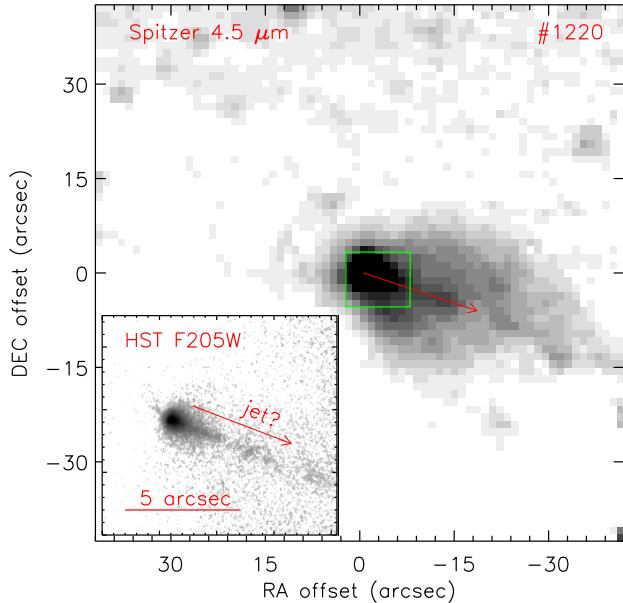
The disk fraction in L1641 is slightly lower than that in Taurus ( $59\pm 4\%$ ) which is at a similar age to L1641 (Luhman et al. 2010). In Taurus, most of YSOs have been observed with mid-IR spectroscopy, which can be used to distinguish the YSOs with envelopes from those

without envelopes (Furlan et al. 2006). Using these data, 59% of the “Flat-spectrum” YSOs are classified into Class II (Luhman et al. 2010). Assuming that the same fraction of the “Flat-spectrum” YSOs in L1641 is actually Class II sources, the disk fraction in L1641 would increase to  $54\pm 2\%$ , which is generally consistent with that in Taurus ( $59\pm 4\%$ ).

Furthermore, in L641 we have found 73 TDs. Among them, 65 have been confirmed and 8 are TD candidates. The TDs count for 14% of the disk population (Class II) in our YSO sample. Under the assumption that Class II lifetime is 2 Myr, the lifetime of TDs is estimated to be  $\sim 0.3$  Myr.

#### 5.1.2. Disk frequency as a function of stellar masses

In our sample young stars, more than 800 sources have been observed with spectroscopy, thus their mass estimates are relatively reliable. For the other  $\sim 200$  YSOs without spectral types, we derived masses from their dereddened  $J$ -band photometry via the theoretical relation between stellar mass and the  $J$ -band photometry



**Figure 25.** The Spitzer  $4.5\ \mu\text{m}$  image centered on the source ID#1220. The inset shows the HST  $F205W$  image of ID#1220 with the sample FOV as that shown with the box on the  $4.5\ \mu\text{m}$  image. The arrows show the direction of a probable jet from the source #1220 detected in the HST image.

for PMS stars at an age of 1.5 Myr (the median age of YSOs in L1641) from Dotter et al. (2008). In Fig. 27 we show the disk frequency as a function of stellar mass for five groups of YSOs<sup>9</sup>: (1) all YSOs with estimates of stellar masses from either spectroscopy or  $J$ -band photometry, (2) all YSOs observed with spectroscopy, (3) all YSOs within the common regions covered by the XMM and Spitzer surveys (See Fig. 2), (4) the YSOs among Group 3 with spectroscopy, and (5) the YSOs with X-ray emission. As shown in Fig. 27, the trends of disk frequency with stellar mass for the YSOs of groups 1-4 are similar, and their disk frequencies are almost constant as a function of stellar masses with a slight peak at  $\log(M_*/M_\odot) \approx -0.25$ . The disk frequencies of the YSOs with X-ray emission are lower within the sub-solar mass range than those of Group 1-4, and generally increases with the increasing stellar masses, which may be because that the X-ray observations are very inefficient in detecting the very low-mass disked YSOs.

The trend of disk frequency with stellar mass in this work is different from our finding in Paper I, in which the disk frequency increases with increasing stellar mass. In Paper I, we used a limited sample ( $\sim 260$ ) of YSOs, only including the spectroscopic YSOs, to construct the disk frequency vs. stellar mass relation. In this work, the combination of the XMM and Spitzer imaging surveys make our study less biased. As a comparison, in Fig. 27 we also show relations between the disk frequency and stellar mass for YSOs in IC 348, Chamaeleon I, and Taurus (Lada et al. 2006; Luhman et al. 2008, 2010). The trend in L1641 that we identify is quite different from that seen in Taurus (Luhman et al. 2010), or in 2 Myr old Chamaeleon I (Luhman et al. 2008). In these regions,

<sup>9</sup> The mass bins used are, in  $\log(M_*/M_\odot)$ ,  $-1$  to  $-0.5$ ,  $-0.5$  to  $0$ , and  $>0$ .

the disk frequency increases with the stellar mass. In the somewhat older IC 348 (see Fig. 27), the disk frequency shows a decreasing trend with stellar mass. A similar trend has also been found in the Cep OB3b cluster (3–5 Myr Allen et al. 2012). The trend of disk frequency with stellar mass in L1641 is different from any of the above regions. To interpret the different trends of disk frequency with stellar mass in these regions, one may need to know the disk properties around young stars with different masses, the star formation history, and the local environment in each region.

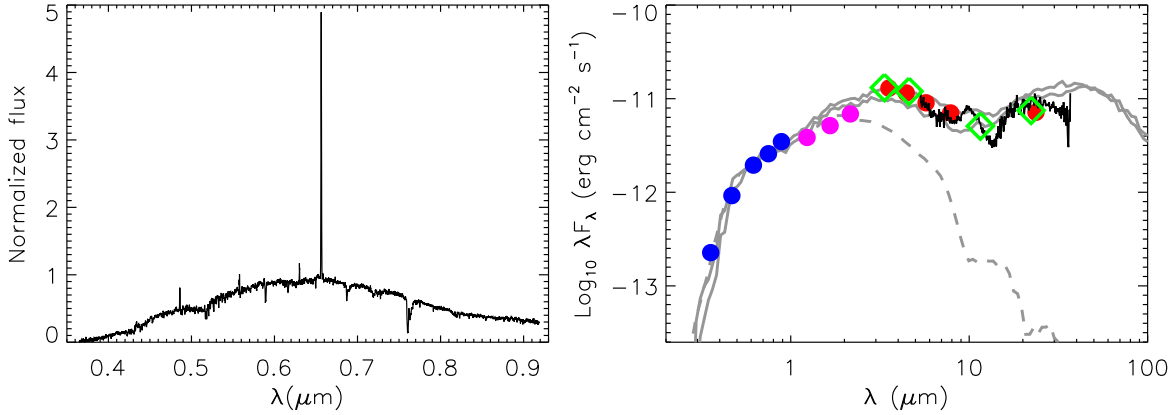
### 5.1.3. Disks around very low mass stellar/substellar objects

In our spectroscopic sample, there are 3 young brown dwarfs (#340, 396, and 402) according to the evolutionary tracks from Baraffe et al. (1998). Among them, the source #404 harbors a circumstellar disk. For the sources without spectral types, we use the  $H$  vs.  $H-K_s$  color-magnitude diagram (Fig. 28) to select very low mass stellar/substellar objects by comparing with the theoretical PMS isochrone. The ages of spectroscopic YSOs in L1641, estimated with the evolutionary tracks from Baraffe et al. (1998), show a broad distribution with a median age  $\sim 2$  Myr. In the figure, we also display the 2 Myr PMS isochrone (Baraffe et al. 1998). We select very low mass object candidates which are below the reddening vector of a 2 Myr old,  $0.1 M_\odot$  PMS star in the  $H$  vs.  $H-K_s$  color-magnitude diagram, and find 161 sources. In this sample 115 sources have spectral-type estimates in the literature, and 50% of them have spectral types later than M5, and 83% of them are later than M4, suggesting a major fraction of our selected candidates are really very low mass objects. Among the 161 very low mass stellar/substellar object candidates, the disk fraction is 47% (76/161), which is consistent with that we found for all the YSOs in L1641.

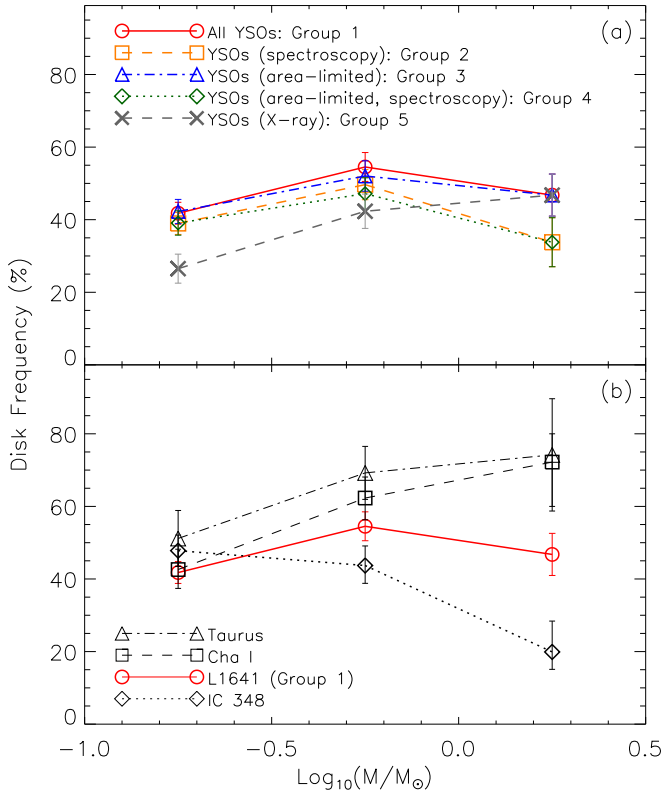
Figure 29 shows the SEDs of two brown dwarf candidates (#541 and 941) with disks. The masses of the two sources are estimated to be  $\sim 0.04 M_\odot$  using the 2 Myr PMS isochrone from Baraffe et al. (1998) in Fig. 28. The SEDs of the two sources are fitted using the online fitting tool provided by Mayne et al. (2012). The fitting tool employs a set of parameters including stellar mass, accretion rate, disk mass, etc. (see detailed description in Mayne et al. 2012). When fitting the SEDs, we fix the stellar masses to be  $0.04 M_\odot$ , and free other parameters. In Fig. 29 we show the 10 best fitting model SEDs for each source. Among the top 10 best-fitting models, the fitted ages of the two sources are both 1 Myr, and the disk radii are around 100-300 AU. From the fitting, the disk around the source #541 may have a higher inclination angle ( $40^\circ$ - $60^\circ$ ) and lower mass ( $4 \times 10^{-4}$ - $4 \times 10^{-5} M_\odot$ ) than that of the source #944 in which the disk is almost face-on, and the disk mass is  $\sim 4 \times 10^{-4} M_\odot$ .

### 5.1.4. Ages of the different populations

According to traditional low-mass star formation theory, CTTs evolve into WTTs as circumstellar disks dissipate. Thus, one would expect that WTTs are older than CTTs. However, the observations of many star forming regions do not support this theory (Herbig 1998; Hartmann 2001; Herbig & Dahm 2002; Dahm & Simon 2005), and there are only a few cases in which the WTTs are found to be older than CTTs (Hartigan et al. 1995;

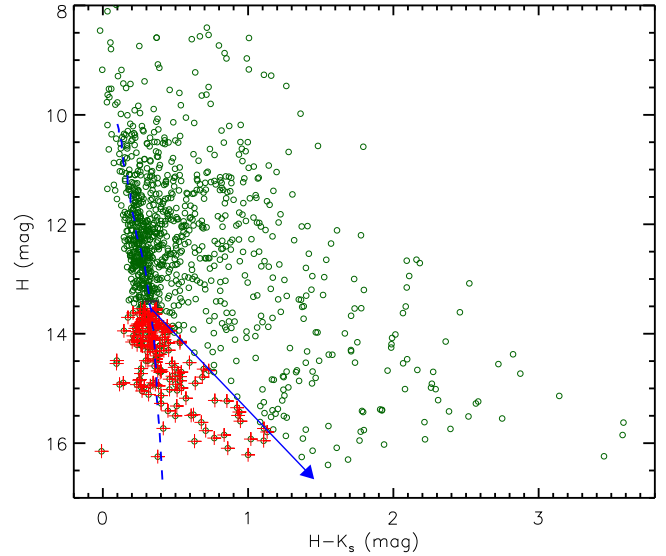


**Figure 26.** Left panel: The optical spectra of the source ID#143. Right panel: the SED of the source ID#143. The filled circles show the photometry from SDSS, 2MASS, and Spitzer. The open diamonds present the photometry from WISE. The dark line show the IRS spectra from Spitzer. The gray solid lines are the model SEDs of Robitaille et al. (2007) which best fit to the observed SED of ID#143. The gray dashed line shows the photospheric level.

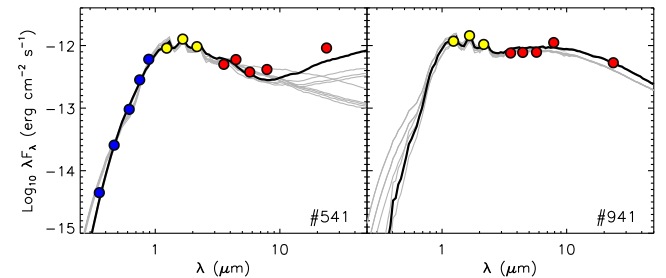


**Figure 27.** (a) The disk frequency as a function of stellar mass for all YSOs with masses  $\geq 0.1 M_{\odot}$  in L1641 (open circles), for all YSOs with spectroscopy (open squares), YSOs within the common regions covered by the XMM and Spitzer surveys (area-limited, open triangles), area-limited YSOs with spectroscopy (open diamonds), and YSOs with X-ray emission (crosses). (b) The disk frequency as a function of stellar mass for all YSOs with masses  $\geq 0.1 M_{\odot}$  in L1641 (open circles), Taurus (open triangles, Luhman et al. 2010), Chamaeleon I (open squares, Luhman et al. 2008), IC 348 (open diamonds, Lada et al. 2006).

Bertout et al. 2007). In Paper I, we showed that the WTTs without disks are statistically older than CTTSs in L1641, though both show age distributions with large spreads. In this work, instead of classifying the YSOs into CTTSs or WTTs when comparing their age distributions, we divide the YSOs into three groups:



**Figure 28.**  $H$  vs.  $H-K_s$  color-magnitude diagram for the YSOs (open circles) in L1641. The dashed line shows the 2 Myr PMS isochrone from Baraffe et al. (1998). The open box show the location of a 2 Myr old low-mass PMS star with a mass of  $0.1 M_{\odot}$ . The pluses mark the very low-mass stellar/substellar candidates ( $M_* \leq 0.1 M_{\odot}$ ). The arrow shows the reddening vector with a length of  $A_K=2$  (Rieke & Lebofsky 1985).



**Figure 29.** The SEDs of two very low-mass brown dwarf candidates with disks. The solid lines in each panel shows the top 10 best-fitting model SEDs using the online fitting tool from Mayne et al. (2012), and the dark solid line is the best-fit model.

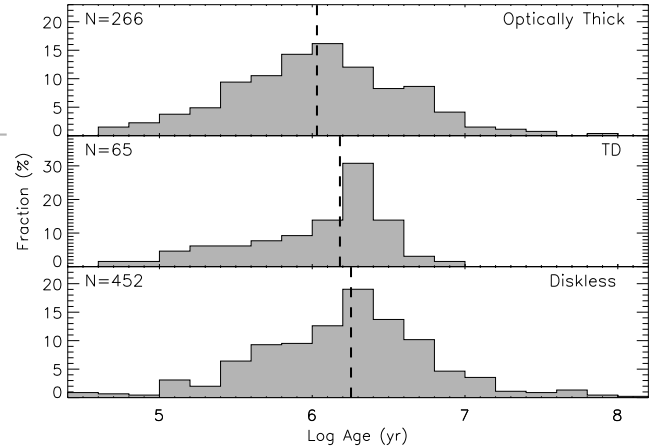


YSOs with optically-thick disks, TD objects, and diskless YSOs. In this analysis we include both YSOs from this work and from Paper I.

The age distributions of the three populations are shown in Fig. 30. The median ages of the YSOs with optically-thick disks, transition disk objects, and diskless YSOs are  $\sim 1.1$  Myr,  $\sim 1.5$  Myr, and  $\sim 1.8$  Myr, respectively. Though the median ages of different populations increase with their evolutionary stages, each of them shows a very broad distribution. A Kolmogorov-Smirnov (KS) test reveals a relatively low probability ( $P \sim 3 \times 10^{-6}$ ) for the optically-thick disks and diskless YSOs to be drawn randomly from the same age distribution. The probability that the TDs and diskless YSOs are drawn randomly from the same population is also low ( $P \sim 0.02$ ), whereas the age distributions of the optically-thick disks and TDs are less indistinguishable ( $P \sim 0.2$ ).

Fig. 30 shows that 34% of the diskless YSOs have ages less than 1 Myr. Here, the presence of a disk around a YSO is determined by the excess emission at infrared wavelengths  $\lesssim 24 \mu\text{m}$ , which is only sensitive to the disk at several AU to tens of AU, depending on the effective temperature of central stars. A few of these “diskless” YSOs may still have disks but with large inner holes. If these YSOs are really diskless or harbor disks with big inner holes, then there must be an efficient mechanism to dissipate the inner disks. In Fig. 30, the age distribution of the TDs hint that there may be bimodality with one relatively flat distribution at age  $\lesssim 1$  Myr, and one peak at  $\sim 2$  Myr. The two populations of TDs are more clearly distinguished in the HR diagram (see Fig. 10). The “young” TDs ( $< 1$  Myr) require a fast mechanism to dissipate the inner regions of their disks. One promising mechanism could be the interaction between the disk and a close binary (Lin & Papaloizou 1993). The tidal interaction between the disk and a close companion can quickly clear away the material from the binary orbit, form a gap in the disks, and finally terminate the accretion from the outer disk to the inner disk (Lin & Papaloizou 1993), thus accelerating the disk destruction process. Surveys toward nearby field G and M type dwarfs have found about 50% of them have companions, with separation peaking at tens of AU (Fischer & Marcy 1992). Furthermore, surveys towards star forming regions have revealed the binary fraction to be even higher than in the field (Ghez et al. 1993; Leinert et al. 1993; Ghez et al. 1997; Lafrenière et al. 2008). In general, such a high fraction of close binaries can explain these young diskless YSOs or TDs. However, the recent near-infrared interferometric observations of five TDs in Taurus have excluded the possibility of having a companion with a flux ratio  $\geq 0.05$ , and a separation ranging from 0.35–4 AU (Pott et al. 2010). Alexander & Armitage (2009) have proposed that young TD formation can be due to planet formation, while older ones could be formed due to photoevaporation, which works in disks with substantial evolution. Sicilia-Aguilar et al. (2011) show that many TDs in the 4 Myr old cluster, Tr 37, can be due to grain evolution. Thus, a bimodal behavior in the age distribution of TDs is expected.

#### 5.1.5. The evolution of IRAC spectral slope

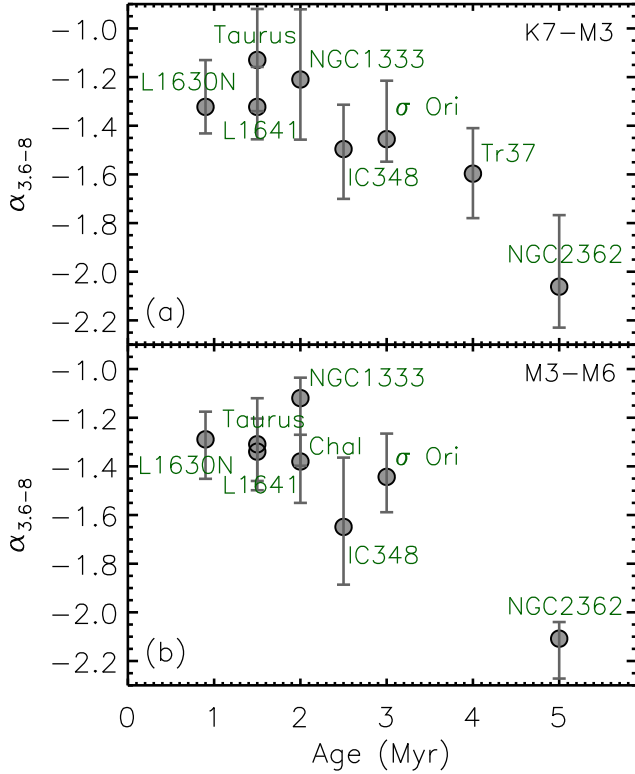


**Figure 30.** Histograms showing the age distribution for YSOs with optically thick disks, transition disks, and without disks, respectively.

In Fig. 31, we show the average  $\alpha_{3.6-8}$  of the disk population in several star-forming regions vs. their ages. The regions include NGC 2068/2071 ( $\sim 1$  Myr, Paper I), L1641 ( $\sim 1.5$  Myr, Paper I and this paper), Taurus ( $\sim 1.5$  Myr, Luhman et al. 2010), NGC 1333 ( $\sim 2$  Myr, Winston et al. 2009, 2010), Cha I ( $\sim 2$  Myr, Luhman et al. 2008), IC 348 ( $\sim 2.5$  Myr, Lada et al. 2006; Muench et al. 2007),  $\sigma$  Ori ( $\sim 3$  Myr, Hernández et al. 2007a), Tr 37 ( $\sim 4$  Myr, Sicilia-Aguilar et al. 2006b), and NGC 2362 ( $\sim 5$  Myr, Currie et al. 2009). We separate the disk population into two groups according to the spectral types of their central stars. For  $\sigma$  Ori, NGC 2362, and NGC 1333, there are no available spectral types in the literature for most of their members and we use their  $J$ -band magnitude to estimate their spectral types using the isochrone at their corresponding ages. In Fig. 31 a clear trend of  $\alpha_{3.6-8}$  decreasing with age can be noted for each spectral type range, as noticed in Sicilia-Aguilar et al. (2006b). The average  $\alpha_{3.6-8}$  decreases slowly over the first 3–4 Myr with most of disk population harboring optically-thick inner disks ( $\alpha_{3.6-8} > -1.8$ ). A fast decrease in the average  $\alpha_{3.6-8}$  can be noted for the cluster NGC 2362 at an age of  $\sim 5$  Myr.

#### 5.1.6. The two paths of protoplanetary disk evolution

Spitzer surveys of young clusters, such as IC 348, NGC 2362,  $\eta$  Cha, the Coronet cluster, and Tr 37 suggest that there are qualitatively two evolutionary paths for disks progressing from a primordial disk to a debris disk: (1) radially depleted disks, and (2) globally depleted disks (Lada et al. 2006; Sicilia-Aguilar et al. 2008, 2009, 2011; Currie & Kenyon 2009; Currie et al. 2009). Each path can be distinguished based on their SEDs. The radially depleted disks show little or no excess emission in the shorter IRAC bands, but strong excess emission at  $24 \mu\text{m}$ , suggesting that they are dissipating in an inside-out fashion. The globally depleted disks show more or less uniformly reduced infrared excess emission compared to primordial disks over all wavelengths out to  $24 \mu\text{m}$ . This indicates that there is a reduction in their effective disk height for lack of small dust grains in disks (Currie & Sicilia-Aguilar 2011;



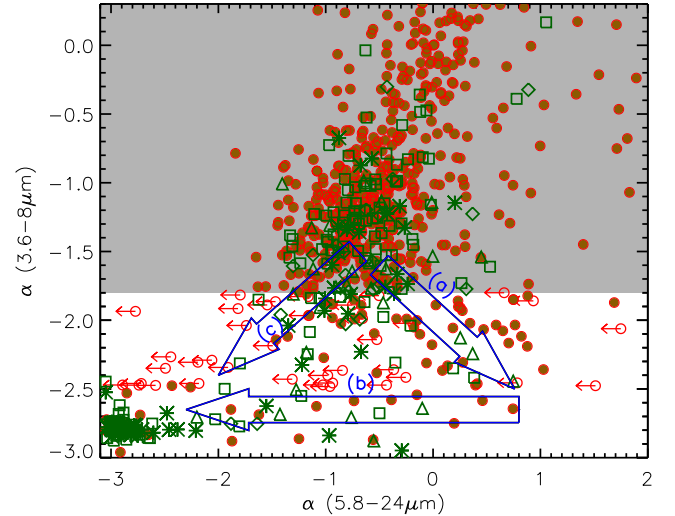
**Figure 31.** The mean spectral slope  $\alpha_{3.6-8}$  of the disk population in different star-forming regions vs. their ages. Panel (a) is for young stars with spectral type of K7-M3, and Panel (b) is for young stars with spectral type of M3-M6. Cha I and Tr 37 are missing from panel (a) and (b), respectively, due to the lack of members within those spectral type ranges.

Sicilia-Aguilar et al. 2013). The reduced disk height can decrease the fraction of the stellar energy that is absorbed and reprocessed by the disk, which results in an SED with reduced infrared excess.

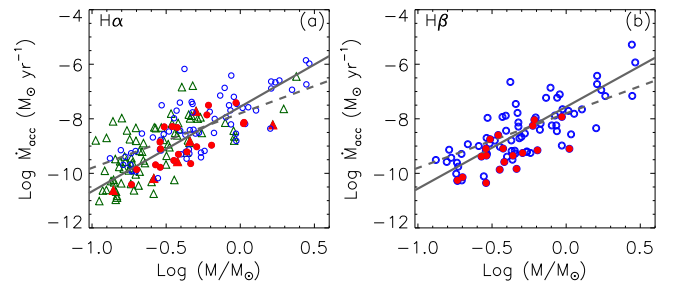
In Fig. 32, we show the dereddened spectral slopes  $\alpha_{3.6-8}$  and  $\alpha_{5.8-24}$  for the YSOs in L1641. For the sources which are undetected at  $24\mu\text{m}$ , the  $24\mu\text{m}$  upper limits are used to calculate  $\alpha_{5.8-24}$ . As a comparison, we also show the YSOs in several older clusters,  $\sigma$  Ori ( $\sim 3$  Myr, Hernández et al. 2007a), NGC 2362 ( $\sim 5$  Myr Dahm & Hillenbrand 2007),  $\lambda$  Ori ( $\sim 5$  Myr, Hernández et al. 2010), and Ori OB1 Association ( $\sim 5-10$  Myr Hernández et al. 2007b). As discussed above, the two disk evolution processes can be distinguished by their SEDs, which can be quantified by their spectral slopes. For the radially depleted disks, one would expect  $\alpha_{3.6-8}$  decreases while  $\alpha_{5.8-24}$  increases due to the reduced fluxes at  $5.8$  and  $8.0\mu\text{m}$ . With the dissipation of the inner disk regions,  $\alpha_{3.6-8}$  will be photospheric, and then as the outer disk is removed  $\alpha_{5.8-24}$  starts to decrease. In globally depleted disks  $\alpha_{3.6-8}$  and  $\alpha_{5.8-24}$  decrease simultaneously. In Fig. 32, the evolved disks ( $\alpha_{3.6-8} < -1.8$ ) are distributed around the triangle (marked by three arrows), which can clearly explained by the two paths of disk evolution as described above.

## 5.2. Accretion

### 5.2.1. Why are accretion rates related to stellar masses?

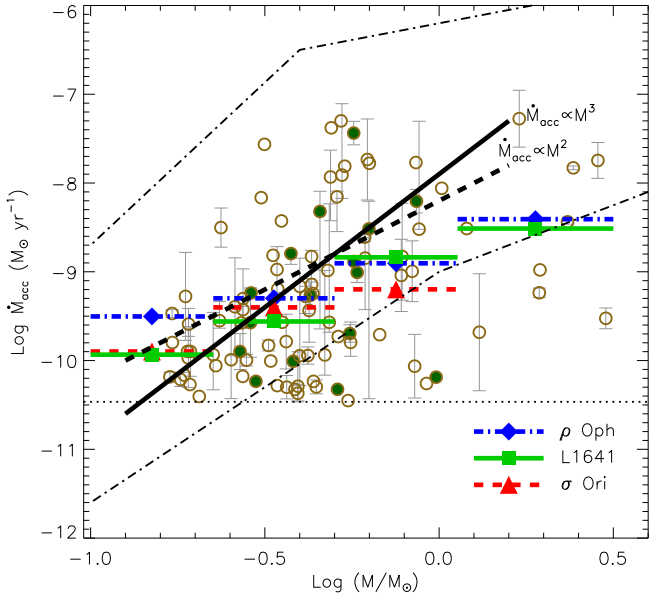


**Figure 32.** Spitzer infrared slopes of YSOs. The filled circles are the YSOs in L1641 with  $24\mu\text{m}$  detections. The open circles with arrows are YSOs in L1641 without  $24\mu\text{m}$  detections. The upper limits at  $24\mu\text{m}$  were used to calculate  $\alpha_{5.8-24}$ . The YSOs in the relatively older clusters  $\sigma$  Ori (open boxes), NGC 2362 (open triangles), Ori OB1 Association (open diamonds), and  $\lambda$  Ori (crosses) are also shown. The big arrows mark two possible paths for disk evolution. The arrows (a) and (b) show the path for radially depleted evolution, and the arrow (c) display the path for globally depleted evolution. The disks that appear in the grey-shaded area harbor optically thick disks ( $\alpha_{3.6-8} > -1.8$ ).



**Figure 33.** The relation between accretion rates deduced from the  $\text{H}\alpha$  (a) and  $\text{H}\beta$  (b) line luminosity and stellar mass for the CTTs in this paper. In panel (a), the (open and filled) circles are for the YSOs in our Hectospec survey, and the (open and filled) triangles are for the YSOs using the data from Hsu et al. (2012). The filled circles and triangles are for TDS. In Panel (b), the symbols are the same as in Panel (a). The slopes for the  $\dot{M}_{\text{acc}} \propto M_*^2$  relation (the dash line), and for  $\dot{M}_{\text{acc}} \propto M_*^3$  relation (the solid line) are presented. Note that these lines are merely indicative and not fits to the data in each panel.

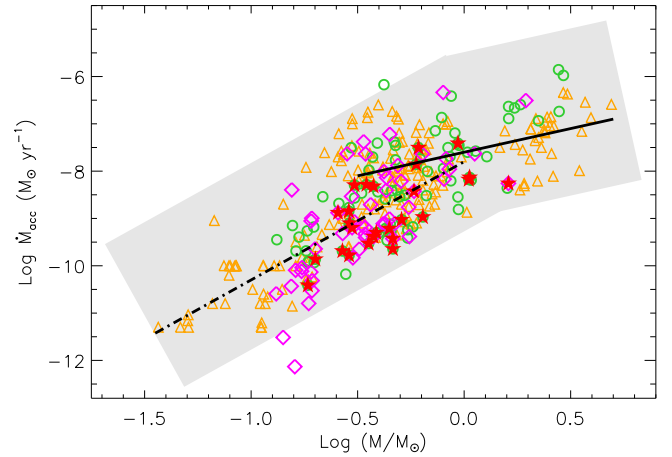
Figure 33 shows the relation between the mass accretion rate, derived from the  $\text{H}\alpha$  and  $\text{H}\beta$  line luminosity, and stellar mass for the YSOs in L1641, which is consistent with the  $\dot{M}_{\text{acc}} \propto M_*^\alpha$  relation with  $\alpha \sim 2-3$  as suggested in the literature (Calvet et al. 2004; Muzerolle et al. 2005; Mohanty et al. 2005; Natta et al. 2006; Garcia Lopez et al. 2006; Herczeg & Hillenbrand 2008; Gatti et al. 2008). A large scatter in this relation is also noted. Figure 33 also shows the  $\dot{M}_{\text{acc}}$  vs.  $M_*$  relation for  $\sim 20$  TDS. These objects generally follow the same trend as the normal CTTs. Furthermore, TDS in Fig 33(b) seems to show slightly lower accretion rates than the normal disk populations at the same stel-



**Figure 34.** The relation between accretion rates deduced from the  $FW_{H\alpha,10\%}$  of the  $H\alpha$  line profiles and stellar mass. The filled circles are for the TDS. The open circles represent the other disk population in L1641. The sources are considered accretors when  $FW_{H\alpha,10\%} > 250 \text{ km s}^{-1}$ , which corresponds to an accretion rate of  $3.4 \times 10^{-11} M_{\odot} \text{ yr}^{-1}$  marked with the dotted line in the figure. For the sources with multiple observations, the median accretion rates are used for the plot with error bars showing their minimum and maximum accretion rates. The YSOs are divided into four mass bins. The thick solid lines centered on filled boxes show the median accretion rate within these mass bins. As a comparison, the median accretion rates for YSOs in  $\rho$  Oph and  $\sigma$  Ori are shown as the thick dashed lines centered on filled diamonds, and dash-dotted lines centered on filled triangles, respectively (Rigliaco et al. 2011a). The slopes for the  $\dot{M}_{\text{acc}} \propto M_*^2$  relation (the dark dash line), and for  $\dot{M}_{\text{acc}} \propto M_*^3$  relation (the dark solid line) are presented. The dash-dotted lines show the accretion rate detection limits for the T Tauri stars in the literature (see Paper I).

lar masses, which contradicts those in Fig 33(a). To understand it, we need to distinguish the better tracer for accretion from  $H\alpha$  and  $H\beta$ , which is beyond the scope of this paper.

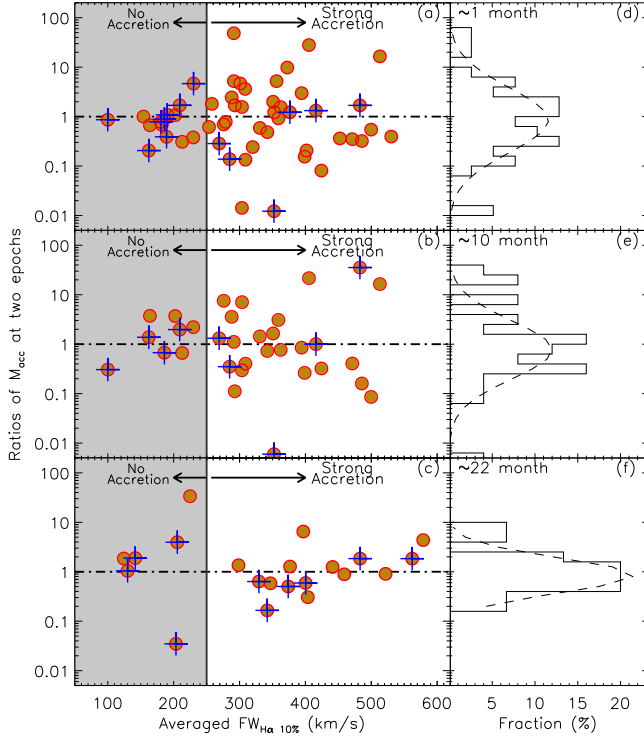
In Fig. 34, we present another  $\dot{M}_{\text{acc}}$  vs.  $M_*$  plot for the YSOs in L1641. The accretion rates here are estimated from the  $FW_{H\alpha,10\%}$  of the high-resolution  $H\alpha$  line profiles in the Hectochelle spectra. Similar to the result in Fig. 33 and in the literature, the accretion rates generally increase with stellar masses with a large scatter in  $\dot{M}_{\text{acc}}$  at similar masses. We divided the YSOs into four mass bins, and estimated the median accretion rates in each mass bin as did in Rigliaco et al. (2011a). For comparison we show the median accretion rates within the same mass bins for YSOs in  $\rho$  Oph and  $\sigma$  Ori (Rigliaco et al. 2011a). The L1641 region has an age between the  $\rho$  Oph ( $< 1 \text{ Myr}$ ) and  $\sigma$  Ori ( $\sim 3 \text{ Myr}$ ) regions. Within each mass bin, the median accretion rate in  $\rho$  Oph is higher than that in  $\sigma$  Ori, indicating a trend of decreasing accretion rate with age. The YSOs in L1641 show median accretion rates similar to those in  $\rho$  Oph within the bins for masses  $> 0.5 M_{\odot}$ , and similar to those in  $\sigma$  Ori within the bins with masses  $< 0.5 M_{\odot}$ , which may indicate that accretion rate decreases faster with age in the low-mass range than in the high-mass range.



**Figure 35.** The relation between accretion rate from  $H\beta$  emission line luminosity and stellar mass for the CTTSs in this work (open circles), Paper I (open diamonds), and other literature (open triangles). The filled star symbols are the TDS in L1641 and L1630N. We also include the  $\dot{M}_{\text{acc}} \propto M_*$  relation (black solid line), and the  $\dot{M}_{\text{acc}} \propto M_*^{2.5}$  relation (black dash-dotted line). Note that these lines are merely indicative and not fits to the data in each panel.

Hartmann et al. (2006) discussed the angular momentum transport in disks. The magneto-rotational instability (MRI, Balbus & Hawley 1998) is the key mechanism for the angular momentum transport. For the MRI to take effect, ionization in the disks is required. There are different sources that can ionize the gas in disks, including cosmic rays or stellar UV and X-rays photons impinging on the disk surface (Gammie 1996; Glassgold et al. 1997), and thermal ionization driven by either viscous dissipation within the disk or irradiation of the disk surface by the central star (Hartmann et al. 2006). Hartmann et al. (2006) considered the two limiting cases: (1) a lower-mass disk, in which the entire column is ionized for an active magneto-rotational instability (MRI), which is subject to full viscous evolution, resulting in  $\alpha \approx 2.5$ ; and (2) a higher-mass disk, in which thermal ionization by irradiation from the central star is dominant, causing an MRI-active surface layer resulting in  $\alpha \approx 1$ . To test this scenario, we have collected a large set of YSOs with accretion rate estimates from the literature (Gullbring et al. 1998; White & Basri 2003; Muzerolle et al. 2003; Hartigan & Kenyon 2003; Calvet et al. 2004; Muzerolle et al. 2005; Natta et al. 2006; Mohanty et al. 2005; Garcia Lopez et al. 2006; Herczeg & Hillenbrand 2008; Dahm 2008, Paper I), within the star forming regions Taurus-Aurigae, IC 348,  $\rho$  Oph,  $\lambda$  Ori, Orion OB, upper Scorpius, and L1641, and L1630N. All these data are shown in Fig. 35. The dependency of  $\dot{M}_{\text{acc}}$  on  $M_*$  is steeper for the low-mass disks around low-mass stars and brown dwarfs than for higher mass disks around solar to intermediate mass stars, which may support the scenario proposed by Hartmann et al. (2006). However, Given the large scatter in Fig. 35, the difference on dependency of  $\dot{M}_{\text{acc}}$  on  $M_*$  in different mass ranges is only marginally significant. Furthermore, it is possible that the ages of intermediate-mass stars are older than the sub-solar mass stars in Fig. 35. However, There are a large uncertainty in estimating ages of intermediate-mass stars from HR diagram





**Figure 36.** Left Panels: The ratio of accretion rates ( $\dot{M}_{\text{acc}}$ ) observed at two epochs separated by  $\sim 1$ , 10, and 22 months vs. averaged  $FW_{H\alpha,10\%}$  for the disk population (filled circles) in L1641. The pluses mark the TDS. In the grey filled region, the YSOs have  $FW_{H\alpha,10\%} < 250 \text{ km s}^{-1}$ , thus considered as not accreting. Right Panels: The distribution of ratios of  $\dot{M}_{\text{acc}}$  for the accretors ( $FW_{H\alpha,10\%} > 250 \text{ km s}^{-1}$ ) shown in the left panels. The dashed line shows the fit to the distribution using the Gaussian function with a standard deviation  $\sim 0.6$  for (d) and (e), and  $\sim 0.3$  for (f).

(Hartmann 1999), which complicates the comparison.

### 5.2.2. Can accretion variability explain the scattering in $\dot{M}_{\text{acc}}$ vs. $M_*$ ?

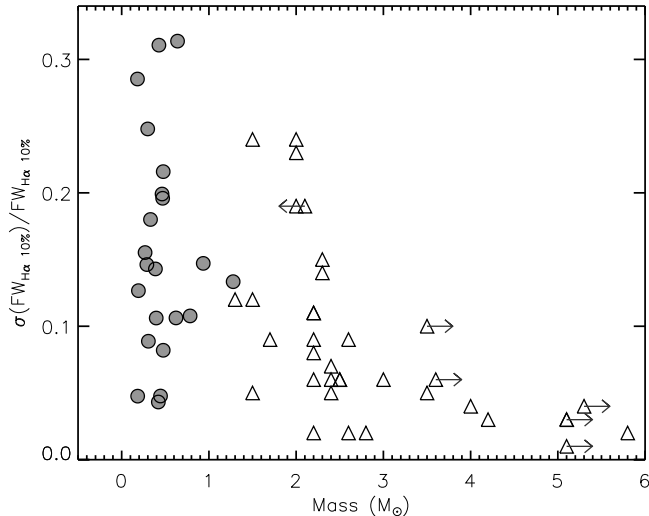
Though the correlation between accretion rate and stellar mass is obvious for a large sample of young stars, individual objects with similar ages and masses commonly scatter around the average relation by up to 2 orders of magnitude. Observations show that the amplitude of accretion variation for CTTSs is large (Johns & Basri 1995; Gullbring et al. 1996; Alencar et al. 2001; Alencar & Batalha 2002; Sicilia-Aguilar et al. 2010). Thus, the temporal accretion variation is proposed as one potential explanation for the large scattering in the  $\dot{M}_{\text{acc}}$  vs.  $M_*$  plot. To test this, we have performed a multi-epoch high-resolution spectroscopic survey of YSOs with Hectochelle covering baselines of  $\sim 1$ , 10, and  $\sim 22$  months. A total of 52 disked YSOs were observed at two epochs separated by an interval of  $\sim 1$  month, 33 YSOs were observed at two epochs separated by  $\sim 10$  months, and 21 YSOs were observed at two epochs separated by  $\sim 22$  months. Figure 36(a,b,c) shows the the ratio of accretion rates ( $\dot{M}_{\text{acc}}$ ) estimated from  $FW_{H\alpha,10\%}$  at epochs separated by  $\sim 1$ , 10, and 22 months, respectively, against their averaged  $FW_{H\alpha,10\%}$ . The accretion rates are estimated from  $FW_{H\alpha,10\%}$  via the relation between the accretion rate and  $FW_{H\alpha,10\%}$

from Natta et al. (2004). Figure 36(d,e,f) shows the distribution of accretion rate ratios for the accreting YSOs ( $FW_{H\alpha,10\%} > 250 \text{ km/s}$ ) which are shown in left panels of Fig. 36, respectively. The Gaussian fits to these distributions have standard deviations in the logarithm of accretion rate ratio of  $\sim 0.66 \pm 0.09$ ,  $0.59 \pm 0.12$ , and  $0.35 \pm 0.06$ , respectively. The small standard deviation for the 22 month interval could be due to the low number statistics. Thus, our data suggest that the accretion variability cannot explain the two orders of magnitude scatter in accretion rates at similar masses. Our result confirms the finding in Nguyen et al. (2009b) and Sicilia-Aguilar et al. (2010). Nguyen et al. (2009b) have investigated the accretion variability towards a sample of 40 young stars in Taurus and Cha I based on the Ca II fluxes, and concluded that the intrinsic source variability cannot be the dominating factor in the large scatter of the  $\dot{M}_{\text{acc}}$  versus  $M_*$  relationship.

The uncertainties in calculating  $\dot{M}_{\text{acc}}$  can induce a scatter of the  $\dot{M}_{\text{acc}}$  versus  $M_*$  relationship. Herzeg & Hillenbrand (2008) discuss the possible uncertainty contributors, including distance, stellar parameters (extinction, effective temperature, mass, and radius), assumption of accretion geometry, conversion from UV excess continuum emission to accretion luminosity. They concluded these uncertainties can lead to a  $\sim 0.6$  dex uncertainty in  $\dot{M}_{\text{acc}}$  for calculating  $\dot{M}_{\text{acc}}$  of young stars in Taurus from UV excess continuum emission. When  $\dot{M}_{\text{acc}}$  is calculated from emission lines, the uncertainties ( $\sim 0.8$ – $1.0$  dex) in  $\dot{M}_{\text{acc}}$  could be bigger than those from UV excess emission due to large uncertainties in the conversions of line quantities (line luminosities or  $FW_{H\alpha,10\%}$ ) to accretion quantities ( $L_{\text{acc}}$  or  $\dot{M}_{\text{acc}}$ ), which are constructed mostly based on non-simultaneous data (Paper I; Muzerolle et al. 1998; Natta et al. 2004; Herzeg & Hillenbrand 2008; Rigliaco et al. 2012). The combination of uncertainty (0.6–1.0 dex) in measurement and accretion variability (0.5 dex) may account for the large scatter of the  $\dot{M}_{\text{acc}}$  versus  $M_*$  relationship.

We estimate the relative variability of  $FW_{H\alpha,10\%}$  ( $\sigma / \langle FW_{H\alpha,10\%} \rangle$ ) for the disk population with three-epoch Hectochelle data, and plot this against stellar masses in Fig. 37. As a comparison, we also show a sample of intermediate-mass stars collected from Mendigutía et al. (2011). In the figure, the relative variability of  $FW_{H\alpha,10\%}$  show a large scatter for stars less than  $3 M_{\odot}$ , and the scatter increases with decreasing mass. The values of  $\sigma / \langle FW_{H\alpha,10\%} \rangle$  are much smaller and show less scatter for the Herbig Be stars ( $M_* > 3 M_{\odot}$ ). Mendigutía et al. (2011) suggest that the distinction between  $\sigma / \langle FW_{H\alpha,10\%} \rangle$  for Herbig Ae stars and Herbig Be stars is due to the different formation mechanisms of the H $\alpha$  emission line. For Herbig Ae stars, H $\alpha$  line fluxes may be originate partially from the magnetospheric accretion flow, and thus are sensitive to accretion variations. In Herbig Be stars H $\alpha$  emission may come from the disk surface (Vink et al. 2002; Mottram et al. 2007) and thus be less sensitive to accretion variations. In this work, we extend the study of Mendigutía et al. (2011) to the sub-solar mass regime, and find that the mean  $\sigma / \langle FW_{H\alpha,10\%} \rangle$  in the low-mass range is larger than that of Herbig Ae stars. This may be due to two





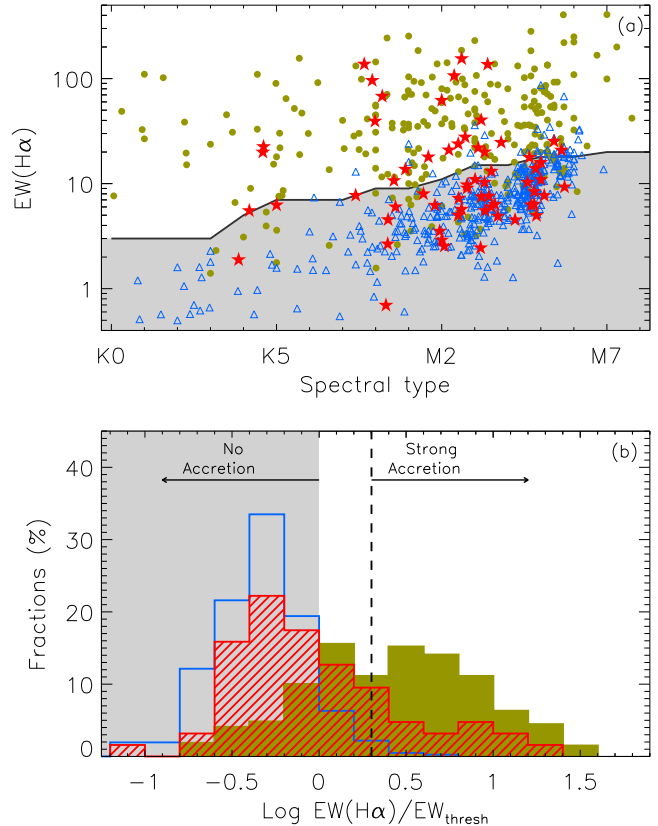
**Figure 37.** Relative variability of  $FW_{H\alpha,10\%}$  vs. stellar mass. The filled circles show the disk population with three-epoch Hectochelle data. The triangles present the sources from Mendigutía et al. (2011). The left pointing and right pointing arrows mark the lower and upper limits for the stellar masses.

factors: (1) the accretion of sub-solar mass stars is more variable than Herbig Ae stars or (2) accretion rate variability is independent of mass, but the  $H\alpha$  emission line in Herbig Ae stars includes a contribution from a disk wind, which is less susceptible to accretion rate fluctuations, diluting the fluctuations in the  $H\alpha$  line.

### 5.2.3. How does Accretion work in disks at different evolutionary stages?

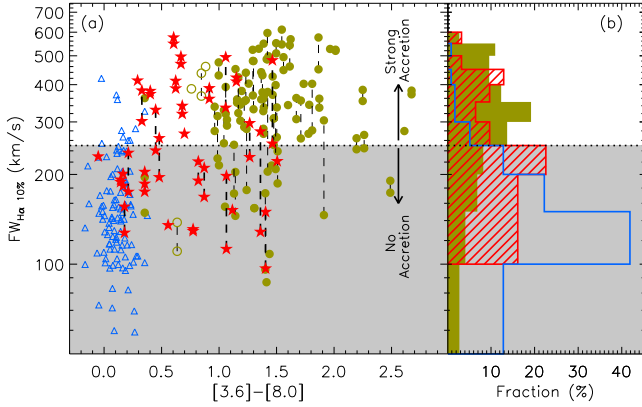
In Fig. 38(a), we compare the  $H\alpha$   $EW$ s of our TDs with those of the YSOs with optically thick disks ( $\alpha_{3.6-8} \geq -1.8$ ) and diskless PMS stars. The YSOs with optically thick disks usually show strong  $H\alpha$  emission, while the PMS stars without disks present weak  $H\alpha$  emission. The TDs straddle this boundary with a major fraction of TDs showing no active accretion, and a fraction of TDs showing strong accretion activity. In Fig. 38(b), we show the distribution of logarithmic ratio between the observed  $H\alpha$   $EW$  and the  $EW$  threshold for the three populations in Fig. 38(a). Here,  $EW$  threshold is the spectral type dependent threshold used to classify the YSOs into CTTs or WTTs (see Paper I). Using these  $EW$  thresholds,  $79 \pm 5\%$  of YSOs with optically thick disks are classified as CTTs while only  $40 \pm 8\%$  of TDs are CTTs. And  $21 \pm 6\%$  of TDs show “strong” accretion activity, defined as having  $H\alpha$   $EW$  of more than 2 times the  $EW$  thresholds. For the YSOs with optically thick disks, this fraction is  $60 \pm 5\%$ . Therefore, there are significantly fewer strong accretors among TDs compared with optically thick disks. For the 6 globally depleted disks shown in Fig. 16, only the source #16 shows an  $H\alpha$   $EW$  which is marginally above the threshold for classifying it as a CTTs. The active accretion in source #16 is confirmed by the  $H\alpha$  emission line profile ( $FW_{H\alpha,10\%} \sim 387 \text{ km s}^{-1}$ ) observed with Hectochelle (see Fig. 23). Thus, statistically only 1/6 of YSOs with globally depleted disks are CTTs, which is much lower than the YSOs with optically thick disks or TDs.

In Fig. 39(a) we show the  $FW_{H\alpha,10\%}$  vs.  $[3.6] - [8.0]$



**Figure 38.** (a):  $H\alpha$   $EW$ s vs. spectral type for known YSOs in L1641. The filled circles are for YSOs with optical thick disks, and triangles for YSOs without disks (in this work and Paper I). The star symbols show the TDs in L1641. (b): the distribution of the ratio between the observed  $H\alpha$   $EW$  and the  $EW$  threshold, separating CTTs or WTTs, for the three populations in the left panel: YSOs with optically thick disks (filled histogram), YSOs without disks (open histogram), and TDs (line-filled histogram). The dash line marks  $EW(H\alpha)/EW_{threshold} = 2$ .

colors for the YSOs in L1641. The diskless stars typically show small  $FW_{H\alpha,10\%}$  with  $90 \pm 9\%$  of them showing  $FW_{H\alpha,10\%} < 250 \text{ km s}^{-1}$ . The diskless stars in L1641 show a  $FW_{H\alpha,10\%}$  distribution, peaked at  $\sim 125 \text{ km s}^{-1}$ , which is similar to that of diskless stars collected in the literature (see Appendix A). The optically-thick disk population have typically large  $FW_{H\alpha,10\%}$  with a smaller number of sources showing  $FW_{H\alpha,10\%} < 250 \text{ km s}^{-1}$ . The TDs show a broader and flatter distribution of  $FW_{H\alpha,10\%}$  compared with the other two populations. If using  $FW_{H\alpha,10\%} > 250 \text{ km s}^{-1}$  as the criterion for active accretion,  $45 \pm 12\%$  of TDs are accretors. The fraction of accretors increases to  $77 \pm 10\%$  among the optically-thick disk population. The fractions of accretors for the two populations identified with  $FW_{H\alpha,10\%}$  are consistent with those ( $40 \pm 8\%$  vs.  $79 \pm 5\%$ ) based on the  $H\alpha$   $EW$ s. Though the fraction of accretors among TDs is significantly lower than that in optically-thick disk population, the accretors in both populations show similar median values of  $FW_{H\alpha,10\%}$ , which are 387, and  $375 \text{ km s}^{-1}$ , respectively, thus corresponding to similar accretion rates (Natta et al. 2004). This finding confirms our previous result in Paper I. Sicilia-Aguilar et al. (2010) have estimated the accretion rates of a sample of YSOs in the

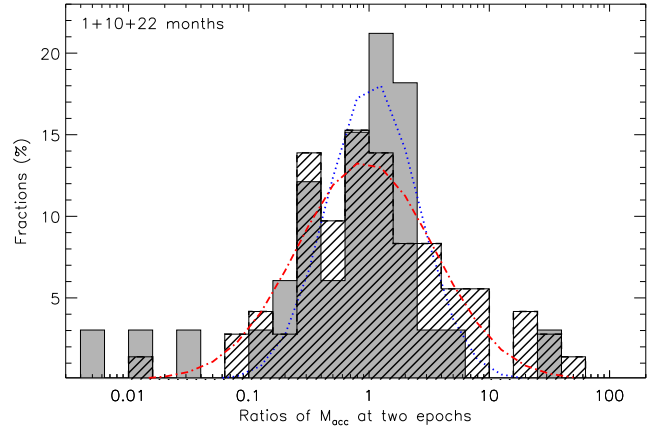


**Figure 39.** (a) The  $FW_{H\alpha,10\%}$  vs.  $[3.6]-[8.0]$  colors for YSOs in L1641. The open triangles show the sources without disks, the open circles display the YSOs with optically thin disks ( $\alpha_{3.6-8} < -1.8$ ), and the filled circles are for YSOs with optically thick disks ( $\alpha_{3.6-8} \geq -1.8$ ). The star symbols show the TDs in L1641. A set of two symbols connected by a dashed line are the minimum and maximum  $FW_{H\alpha,10\%}$  when there are multi-epoch observations. (b) The distribution of  $FW_{H\alpha,10\%}$  for the diskless population (open histograms), the optically-thick disk population (filled histograms), and the TDs (line-filled histograms) in L1641. For the YSOs with two or three observations, the averaged  $FW_{H\alpha,10\%}$  is used to derive these distributions. In the grey filled region, the YSOs have  $FW_{H\alpha,10\%} < 250 \text{ km s}^{-1}$ , thus considered as not accreting.

Tr 37 cluster using  $U$ -band excess method, and also find that the median accretion rates of the accreting TDs and normal CTTSs are similar. This result is inconsistent with what Najita et al. (2007) find in Taurus, namely that the accretion rates of TDs are  $\sim 10$  times lower than those of normal accreting TTS at the same disk mass. Recently Espaillat et al. (2012) find the median accretion rate of full disks is  $\sim 4$  times higher than that of accreting TDs in NGC 2068 and IC 348. Thus, the relation between accretion processes in young stars and the age or evolutionary stage of their disks is still controversial, and may vary in different star-forming regions.

In this work, we use the  $H\alpha$  line as a tracer of accretion. The criteria that we use to classify CTTS and WTTS may affect our results. In Fig. 39, we consider the YSOs with  $FW_{H\alpha,10\%} < 250 \text{ km s}^{-1}$  as WTTSs. However, some YSOs with tiny accretion rates or with infall perpendicular to the line of sight may show  $FW_{H\alpha,10\%} < 250 \text{ km s}^{-1}$ . We could exclude more these YSOs among the TDs than those among the optically-thick disks since more than half of TDs show  $FW_{H\alpha,10\%} < 250 \text{ km s}^{-1}$ , but only 20% of the optically-thick disk population have  $FW_{H\alpha,10\%} < 250 \text{ km s}^{-1}$  (see the above discussion). If we change the criterion of  $FW_{H\alpha,10\%}$  to  $200 \text{ km s}^{-1}$  for classifying CTTS and CTTS, the median values of  $FW_{H\alpha,10\%}$  for accreting TDs and optically-thick disk population are 329, and  $356 \text{ km s}^{-1}$ , respectively. And the corresponding accretion rate for TDs is  $\sim 2$  times lower than that of the optically-thick disks, which can slightly reconcile the contradiction between our results and the others in the literature.

In Fig. 40, we combine the three distributions (the distribution of ratios of  $\dot{M}_{\text{acc}}$ ) shown in Fig. 36(d,e,f) together, and separate it into two distributions, one of which is for TDs and the other for optically-thick disk

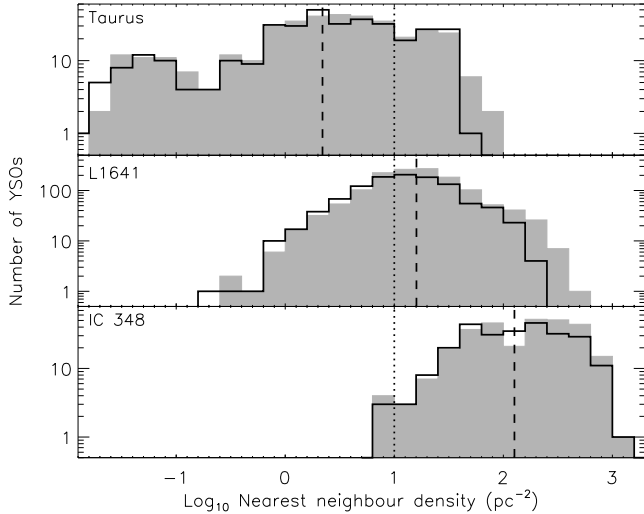


**Figure 40.** The distribution of ratios of  $\dot{M}_{\text{acc}}$  for TDs (filled histograms) and normal disk population (line-filled histograms) with observations at two epochs separated by  $\sim 1, 10, \text{ or } 22$  months. The dash-dotted lines shows the Gaussian fit to the logarithm of the ratio for the normal disk population with  $\sigma \sim 0.56$ . The dotted lines shows the gaussian fit to the distribution of TDs with  $\sigma \sim 0.37$ .

population ( $\alpha_{3.6-8} > -1.8$ ). We use the Gaussian function to fit the distribution in the logarithm of the ratio, and derive standard deviations of  $\sim 0.37 \pm 0.05$  and  $0.56 \pm 0.07$ , respectively, suggesting that there is no significant difference between the accretion variability of TDs and normal disks. We have already found that the accreting TDs and normal disk population show similar median accretion rates. Here, we find their accretion variability is also similar. Thus, we conclude that the accretion activity of accreting TDs is similar to the normal disk population.

### 5.3. Star formation modes in L1641

With the data from Spitzer, XMM, and spectroscopic survey, we have performed a census of YSOs in L1641 (see table 2, and 3). Based on this YSO catalog, we reexamine the issue of the star formation mode in L1641 (ie. clustered vs. isolated). We estimated the surface density (SD) using the nearest neighbor method, which is given with the equation  $\text{density} = n/(\pi r_n^2)$  where  $r_n$  is the distance to the  $n$ th nearest YSO and  $n$  is set to 10. We calculate the surface density for all cataloged YSOs ( $\sim 1390$  sources) in table 2, and 3. We also calculate the surface density for known YSOs in Taurus (Luhman et al. 2010), and IC 348 (Muench et al. 2007). Their SD distributions are shown in Fig. 41. The median SD is 2.8, 15.7, and  $177.5 \text{ pc}^{-2}$  in Taurus, L1641, and IC 348, respectively. To allow a comparative study of the SD distributions in these regions, we need to calculate the SD for a selected sample of YSOs in each region down to a similar completeness limit. In L1641, we only select the YSOs with  $K_s < 14.3$  ( $10\sigma$  limit in the 2MASS survey), corresponding to a  $0.05 M_{\odot}$  PMS star at the median age of L1641 (Baraffe et al. 1998). We use this sample mass limit to select the YSOs in Taurus and IC 348. We calculate the SDs for the selected YSOs in each region, and show their distributions in Fig. 41. The median SDs are 2.6, 12.5,  $141.4 \text{ pc}^{-2}$  in Taurus, L1641, and IC 348, respectively. The result is consistent with the common sense that the star formation mode in Taurus is in isolation, and in IC 348 is in cluster. Among the selected YSO



**Figure 41.** The distribution of YSO nearest neighbor densities for Taurus, L1641, and IC 348. The densities are calculated for each YSO using the equation  $\text{density} = n/(\pi r_n^2)$  where  $r_n$  is the distance to the  $n$ th nearest YSO and  $n$  is set to 10. In each panel, the grey-filled histograms include all known YSOs in each region, while the open histograms only contain the YSOs with masses larger than  $\sim 0.05 M_\odot$ . In each panel, the dotted line marks the density of  $10 \text{ pc}^{-2}$ , and the dashed line shows the median values for the open histograms in each region.

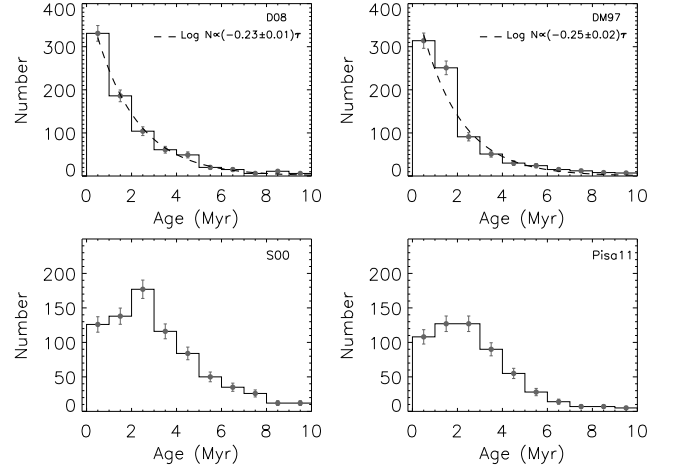
sample in each region, 79% of the YSOs in Taurus are located in regions with a SD less than  $10 \text{ pc}^{-2}$ , while in IC 348 the fraction is only 1%. In L1641, 41% of YSOs live in regions with  $\text{SD} < 10 \text{ pc}^{-2}$ . In addition, in L1641 only 6% of YSOs are in areas with SD less than  $2.6 \text{ pc}^{-2}$  (the median SD in Taurus), and only 5% of YSOs are in areas with SD larger than  $141.4 \text{ pc}^{-2}$  (the median SD in IC 348). The distribution of SDs in the L1641 cloud is between that of Taurus and IC 348, confirming that both of the two star formation modes (isolated and clustered) are at work in L1641 as suggested in the literature (Strom et al. 1993; Allen 1995, Paper I).

We estimate the SDs for Class III, Class II, and Flat-spectrum+Class I sources in L1641. The median SDs are  $14.7 \text{ pc}^{-2}$ ,  $17.2 \text{ pc}^{-2}$ , and  $17.7 \text{ pc}^{-2}$ , for Class III, Class II, and Flat-spectrum/Class I sources, respectively. In addition, 32% of Class III sources, 28% of Class II sources, and 32% of Flat-spectrum/Class I sources are located in regions with SDs less than  $10 \text{ pc}^{-2}$ . Thus, our result suggests there is no significant difference in the SDs between the “old” Class III sources, and “young” Class II, or Flat-spectrum/Class I sources.

We compare the ages of “isolated” YSOs ( $\text{SD} \leq 10 \text{ pc}^{-2}$ ) with those of “clustered” YSOs ( $\text{SD} > 10 \text{ pc}^{-2}$ ) in L1641 using the sample young stars with spectral types. Both populations show very broad age distributions with median ages of 1.6 and 1.5 Myr, respectively. A KS test suggest that age distribution of both populations having been drawn from a same distribution has probability of  $\sim 0.3$ .

#### 5.4. Star formation history in L1641, and the lifetime of Flat-spectrum and Class I sources

In this work and Paper I, we have more than 800 young stars with spectral-type estimates. For these YSOs, we can derive their ages from the PMS evolutionary tracks,



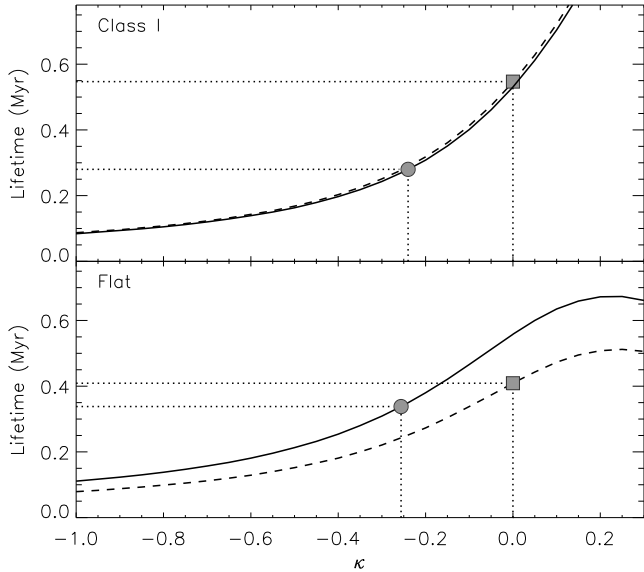
**Figure 42.** The distribution of ages for the YSOs in our sample derived using different evolutionary tracks: i.e. Dotter et al. (2008) (D08), D’Antona & Mazzitelli (1997) (DM97), Siess et al. (2000) (S00), and Tognelli et al. (2011) (Pisa11).

and statistically investigate the star formation history in L1641. In Fig. 42, we show the distribution of ages for all these YSOs estimated from four sets of PMS evolutionary tracks. The age distributions from D08 and DM97 suggest formation rate of stars is accelerating in L1641 starting  $\sim 10$  Myr ago. The age distributions estimated from D08 and DM97 can be fit using the following formulae:

$$\text{Log } N \propto \kappa \times \tau \quad (6)$$

where  $N$  is the numbers of YSOs and  $\tau$  is the age in units of Myr. Fitting to the YSO ages derived from the D08 and DM97 evolutionary tracks results in similar  $\kappa$  values  $\sim -0.24$ , an indicator of the accelerating star formation in L1641. The age distribution derived using the S00 tracks indicates that the star formation started  $\sim 10$  Myr ago, and increased with time. The star formation rate peaked 2–3 Myr ago. The age distribution derived using the Pisa11 tracks display an accelerating star formation rate starting  $\sim 10$  Myr ago, similar to those from other PMS evolutionary tracks. However, the star formation rate has been constant from 3 Myr ago until now. It is still being debated whether the stellar ages from PMS isochrone are accurate enough to constrain the star formation history in star-forming regions (Palla & Stahler 2000; Hartmann 2001; Hillenbrand et al. 2008). Generally, though the age distribution varied when derived with different evolutionary tracks, but they show some common characteristic: in L1641 star formation was very inactive until 5 Myr ago, and has been active for the past  $\sim 2$ –3 Myr.

Observationally, the lifetimes of the Class I or Flat-spectrum stages are statistically estimated using the ratio between the number of Class I and Flat-spectrum sources and Class II sources, assuming an age, e.g.  $2 \pm 1$  Myr, for Class II sources, and a star formation history (SFH) (Evans et al. 2009). Thus, the knowledge of the SFH is important in estimating the lifetimes of these sources. In the literature, the SFH of the studied region is usually assumed to be constant (Evans et al. 2009). However, if the true star formation rate of the studied region is accelerating, the derived lifetimes of



**Figure 43.** The estimated lifetime of Class I (the upper panel) and Flat-Spectrum (the lower panel) sources as a function of  $\kappa$  values. The solid lines are for YSOs in L1641, and the dashed line for YSOs from Spitzer c2d survey including Cha II, Lupus, Serpens, Persus, and Ophiuchus star-forming regions. The parameter  $\kappa$  is used to characterize the SFH (see Sect. 5.4). The squares and circles mark the location on these curves that correspond to a constant star-formation history ( $\kappa=0$ ) or an accelerating star-formation history that matches our observations ( $\kappa=-0.24$ ).

the Class I or Flat-spectrum sources would be overestimated. To demonstrate this effect, we employ a simple model using the YSOs from L1641 and from Spitzer c2d as examples. We use the function described in Equation 6 to characterize the SFH. Models with  $\kappa > 0$  correspond to a decelerating star formation rate, whereas  $\kappa < 0$  corresponds to an accelerating star formation rate and  $\kappa = 0$  represents a constant star formation rate. In the model, we assume that Class II sources would evolve into Class III at an age of 3 Myr. In L1641,  $N(\text{I})/N(\text{II})$  and  $N(\text{Flat})/N(\text{II})$  are 0.27 and 0.25, respectively, where  $N(\text{I})$ ,  $N(\text{II})$ , and  $N(\text{Flat})$  are numbers of Class I, Class II and Flat-spectrum sources, respectively. In the c2d survey, both fractions are  $\sim 0.27$  and  $\sim 0.20$ , respectively, for five star-forming regions, i.e. Cha II, Lupus, Serpens, Persus, and Ophiuchus. In Fig. 43, we show how the estimated lifetimes of Class I and Flat-spectrum sources change with the different  $\kappa$  values. If the star formation rate is assumed to be constant ( $\kappa=0$ ), the lifetimes of Class I and Flat-spectrum sources are  $\sim 0.54$  and 0.50 Myr, respectively, in L1641, and  $\sim 0.55$  and 0.41 Myr, respectively, for the c2d survey (Evans et al. 2009). However, if  $\kappa \sim -0.24$ , an accelerating star formation rate, the lifetimes of both classes would decrease by a factor of two.

## 6. SUMMARY

We have performed a census of YSOs in L1641 using the data from the Spitzer imaging surveys, the XMM surveys, and our spectroscopic surveys. We have spectroscopically surveyed a large sub-sample of YSOs with Hectospec and Hectochelle. We combined the Hectospec data with optical and infrared imaging data to estimate the stellar effective temperatures, luminosities and ex-

tinction values of individual YSOs. The masses and ages of individual YSOs are estimated by their placement in the HR diagram. Accretion activity is characterized using the  $\text{H}\alpha$  and  $\text{H}\beta$  lines. The main results in this work are summarized as follows.

1. We presented a catalog of  $\sim 1390$  YSOs in L1641, and constructed the SED from 0.4 to  $24\ \mu\text{m}$  for each YSO. Based on the infrared SEDs, we classified the YSOs into different classes. We have 143 Class I sources, 131 Flat-spectrum sources, 533 Class II sources, and 507 Class III sources in our YSO catalog.
2. We have used the medium-resolution spectroscopic data from Hectospec in conjunction with the imaging data to derive spectral types, line of sight extinction, estimates of the stellar mass/age, equivalent widths of  $\text{H}\alpha$  and  $\text{H}\beta$  lines, and accretion rates from the  $\text{H}\alpha$  and/or  $\text{H}\beta$  line luminosity for  $\sim 300$  YSOs with spectra from our observations, as well as  $\sim 300$  YSOs with spectra types from Hsu et al. (2012).
3. We have analyzed the high-resolution spectroscopic data observed with Hectochelle. For 235 YSOs we are able to examine the  $\text{H}\alpha$  emission line profile, as well as look for  $\text{Li I } \lambda 6708\ \text{\AA}$  absorption. In our sample, 65 YSOs have been observed at one epoch, 97 YSOs at two epochs, and 73 at three epochs, allowing us to trace accretion variability.
4. We find one new subluminoous object in our spectroscopic sample. It is most likely a star with a nearly edge-on disk in which the cold outer parts of the disk can effectively screen the central star but the  $10\ \mu\text{m}$  radiation of the warm inner disk can still reach us.
5. Based on our classifications, the disk fraction in L1641, defined as  $N(\text{II})/N(\text{II} + \text{III})$ , is  $\sim 50\%$ . The disk fraction is almost constant across the stellar mass spectrum with a slight peak at  $\log(M_*/M_\odot) \approx -0.25$ .
6. We find that the ages of young stars with optically-thick disks, transition disks and without disks in L1641 all show very broad distributions but the median age of diskless YSOs is larger than that of stars with optically-thick disks. The median age of stars with transition disks is intermediate between these two populations.
7. Based on the infrared spectral slopes, we find that two types of disk dissipation processes, radially depleted and globally depleted evolution, are at work in L1641.
8. The accretion rates of young stars in L1641 are consistent with the  $\dot{M}_{\text{acc}} \propto M_*^\alpha$  relation with  $\alpha \sim 2-3$  with a large scatter in  $\dot{M}_{\text{acc}}$  for a given stellar mass. We compiled a set of mass and accretion rates from in this work and in the literature and find that this data support a scenario proposed by Hartmann et al. (2006), in which the different disk



properties around the low-mass and brown dwarf stars, and intermediate-mass stars are responsible for the change of  $\alpha$  between intermediate-mass stars and very low-mass stars.

9. Based on the multi-epoch data from Hectochelle, we investigated the accretion variability of young stars in L1641 and find typical accretion rate changes of  $\sim 0.6$  dex. We confirm that intrinsic accretion variations cannot explain the two orders of magnitudes scatter in accretion rates for YSOs with similar masses. We find that the relative variability of  $FW_{H\alpha,10\%}$  for YSOs with disks in the sub-solar mass range is larger than those in the intermediate-mass range.
10. We confirmed 46 new transition disk objects in L1641, 6 globally depleted disks, and provided 2 young debris disk candidates. We investigated the accretion properties of YSOs with optically-thick disks and transition disks based on the  $H\alpha$   $EWs$  and  $FW_{H\alpha,10\%}$ . We find that the fraction of accretors among transition disks (40–45%) is significantly lower than among young stars with optically-thick disks (77–79%). Among 6 globally depleted disks, only one source is accreting. We confirm our previous result that median accretion rate of accreting transition disks is similar to that of accreting stars with optically-thick disks. We find that the two types of disks show similar fluctuations in their accretion rate.
11. We estimated the surface densities of YSOs in L1641 using the nearest neighbor method. We find that there is no significant difference on the surface density distributions between Class III sources, Class II source, and Flat-spectrum/Class I sources. We compared the surface density distribution of YSOs in L1641 with Taurus and IC 348, and confirmed that both clustered and isolated star formation is ongoing in L1641.
12. We investigated the star formation history in L1641 based on  $\sim 800$  YSOs with spectral-type estimates. We found that the star formation is most active

during the past 2–3 Myr. We also show that the knowledge of star formation history is important for constraining the lifetime of Class I and Flat-spectrum sources.

We would like to thank Perry Berlind, Mike Calkins, and Nelson Caldwell at SAO for assisting hectospec and hectochelle observations, and the anonymous referee for comments that help to improve this paper. MF acknowledges the support by NSFC through grants 11203081 and 11173060. ASA acknowledges support by the Spanish "Ramon y Cajal" program. This research has made use of the SIMBAD database, operated at CDS, Strasbourg, France. This publication makes use of data products from the Two Micron All Sky Survey, which is a joint project of the University of Massachusetts and the Infrared Processing and Analysis Center/California Institute of Technology, funded by the National Aeronautics and Space Administration and the National Science Foundation. This work is in part based on observations made with the Spitzer Space Telescope, which is operated by the Jet Propulsion Laboratory, California Institute of Technology under a contract with NASA. This publication makes use of data products from the Wide-field Infrared Survey Explorer, which is a joint project of the University of California, Los Angeles, and the Jet Propulsion Laboratory/California Institute of Technology, funded by the National Aeronautics and Space Administration. This work is based in part on data obtained as part of the UKIRT Infrared Deep Sky Survey. This publication is in part based on data from the Sloan Digital Sky Survey project, whose many contributors can be found at the following webpage: <http://www.sdss.org/collaboration/credits.html>. This research is partially based on observations made with the NASA/ESA Hubble Space Telescope, and obtained from the Hubble Legacy Archive, which is a collaboration between the Space Telescope Science Institute (STScI/NASA), the Space Telescope European Coordinating Facility (ST-ECF/ESA) and the Canadian Astronomy Data Centre (CADM/NRC/CSA).

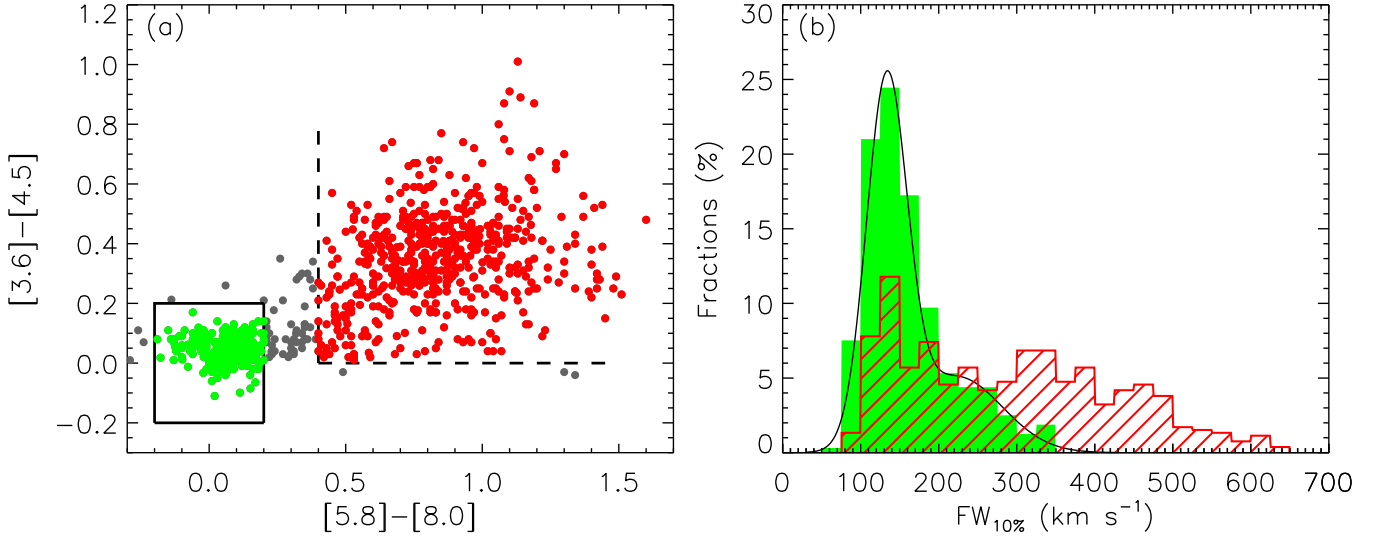
## APPENDIX

### A. ACCRETION CHARACTERIZED BY $FW_{H\alpha,10\%}$

White & Basri (2003) proposed to use the  $FW_{H\alpha,10\%}$  as an alternative to distinguish accretors from non-accretors, instead of the  $EW$  of the  $H\alpha$  line. They found that young stars with  $FW_{H\alpha,10\%}$  greater than  $270 \text{ km s}^{-1}$  are accretors. Since a large sample of young stars with or without disks that have been observed with high-resolution  $H\alpha$  spectroscopy exists in the literature, we can make statistically study how to use  $FW_{H\alpha,10\%}$  to classify CTTSs and WTTSs.

Our basic method is described as follows. We select from the literature young stars that show no evidence for a significant infrared excess at  $\lambda < 8 \mu\text{m}$ , i.e. their (inner) disks have already dissipated. The vast majority of these stars will not be actively accreting, though the sample can contain a few TDs, some of which may still accrete. We then plot the frequency distribution of  $FW_{H\alpha,10\%}$  for all of these objects, and use a function to fit the distribution. We normalize the fitted function, and use it as the probability function of  $FW_{H\alpha,10\%}$  for non-accreting young stars.

We collected young stars from the literature covering many different star-formation regions, i.e. Orion nebular cluster (Fűrész et al. 2008; Tobin et al. 2009), NGC 2068/2071 (Flaherty & Muzerolle 2008), Tr37 (Sicilia-Aguilar et al. 2006a,b),  $\eta$  Cha, TW Hydrae,  $\beta$  Pictoris, and Tucanae-Horologium groups (Sicilia-Aguilar et al. 2009; Jayawardhana et al. 2006), Cha I, and Taurus-Auriga star-forming regions (Nguyen et al. 2009a). In total, 334 stars satisfy our criteria for having no or weak infrared excess ( $|[3.6]-[4.5]| \leq 0.2$ , and  $|[5.8]-[8.0]| \leq 0.2$ ). The inner disks around these stars have been mostly cleared away and the majority of these targets should no longer be actively accreting. In Fig. 44, we show the  $[5.8]-[8.0]$  vs.  $[3.6]-[4.5]$  color-color diagram for these targets and the fractional



**Figure 44.** (a): The  $[3.6]-[4.5]$  vs.  $[5.8]-[8.0]$  color-color diagram for young stars with high-resolution  $H\alpha$  spectroscopy. The solid lines enclose the region containing diskless stars. We use the  $FW_{H\alpha,10\%}$  of these diskless stars to derive the accretion probability as a function of  $FW_{H\alpha,10\%}$ . The dashed lines mark the region containing Class II YSOs. (b): The distribution of  $FW_{H\alpha,10\%}$  for diskless stars (filled histogram), and Class II YSOs (line-filled histogram).

distribution of  $FW_{H\alpha,10\%}$ . As shown in Fig 44(b), the distribution of  $FW_{H\alpha,10\%}$  for “diskless” YSOs has a sharp peak with a long tail towards large  $FW_{H\alpha,10\%}$ . The long tail could be due to accreting TDs since we only use Spitzer IRAC bands to select the “diskless” YSOs and disks with large inner holes cannot be distinguished from diskless YSOs without data at longer wavelengths. We fit the distribution with two Gaussian functions and normalize the fitted function to a total area of 1. The normalized function is:

$$\Phi(FW_{H\alpha,10\%}) = 1.04 \times 10^{-2} \exp\left[-\left(\frac{FW_{H\alpha,10\%} - 133.23}{36.96}\right)^2\right] + 2.20 \times 10^{-3} \exp\left[-\left(\frac{FW_{H\alpha,10\%} - 223.04}{82.35}\right)^2\right]$$

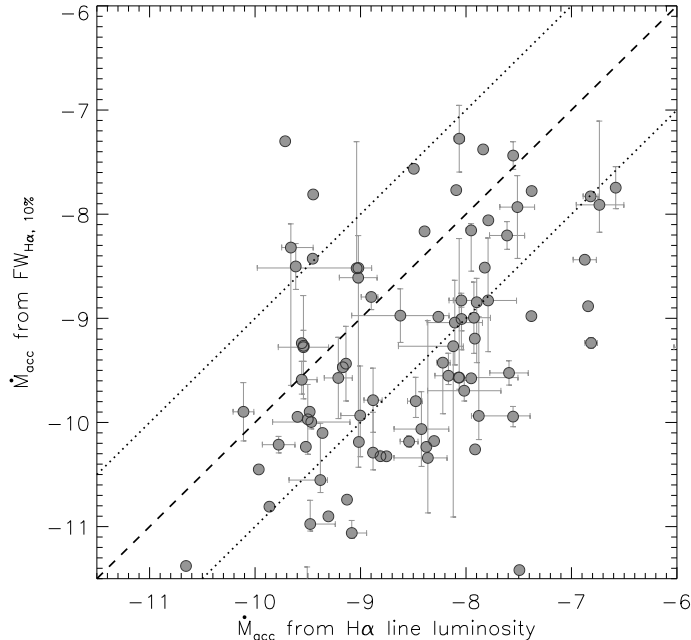
We use the above function as the probability function of  $FW_{H\alpha,10\%}$  for non-accretors. Thus, For a YSO with an estimate of  $FW_{H\alpha,10\%}$ , the probability that it is a non-accretor is estimated to be  $\int_{FW_{H\alpha,10\%}}^{\infty} \Phi(x)dx$ . And the probability that it is an accretor is  $prob(FW_{H\alpha,10\%}) = 1 - \int_{FW_{H\alpha,10\%}}^{\infty} \Phi(x)dx$ . A source with  $FW_{H\alpha,10\%} > 250 \text{ km s}^{-1}$ , has a probability of 90% of being an accretor. Thus we use  $FW_{H\alpha,10\%} > 250 \text{ km s}^{-1}$  as our criterion for distinguishing accretors from non-accretors. According to this criterion, 56% of the Class II sources shown in Fig. 44 are accretors.

#### B. COMPARISON OF ACCRETION RATES FROM $H\alpha$ LINE LUMINOSITY AND $FW_{H\alpha,10\%}$

In our sample young stars, there are  $\sim 90$  accreting sources which have been observed with Hectochelle. Using these data, we estimate the accretion rates from both  $FW_{H\alpha,10\%}$  and  $H\alpha$  line luminosity as described in Sect. 3.4.2. We compare the accretion rates derived using the two methods in Fig. 45. In order to see whether there is any correlation between both types of accretion rates, we apply a Kendall  $\tau$  test. If two datasets are fully correlated, this test returns a value of  $\tau=1$ . If they are anti-correlated, we get  $\tau=-1$ , and if they are independent, we obtain  $\tau=0$ . The Kendall  $\tau$  test also returns a probability  $p$ , which is smaller when the correlation is more significant. We use the Kendall  $\tau$  test to evaluate the possible correlation between the accretion rates from the two methods, which yields  $\tau=0.3$  and  $p=1.5 \times 10^{-5}$ . Thus, though the scatter is large in Fig. 45, the correlation between two kinds of accretion rates is existent. We also note that the accretion rates from  $FW_{H\alpha,10\%}$  are systematically lower than those from  $H\alpha$  line luminosity. It is beyond the scope of the current work to distinguish the better tracer for accretion and calibrate the accretion tracer to the accretion rates. A serial of works have been done or are on-going with the data from VLT/X-shooter (see e.g. Rigliaco et al. 2011b, 2012).

#### C. EVALUATING COMPLETENESS OF YSO CENSUS USING COLOR-MAGNITUDE DIAGRAM

In Fig. 46(a), we show  $r$  vs.  $r-i$  color-magnitude diagram for  $\sim 660$  YSOs in L1641 with photometric data in both  $r$  and  $i$  bands. Among these sources, more than 70% of them are located within a narrow band, in  $r$  vs.  $r-i$  color-magnitude diagram. We can use the locations of the known YSOs to select the potential YSO candidates. However the YSO candidates selected in this way could be contaminated by the reddened field stars. The fractions of contaminants can be estimated if we know how the field stars are distributed in  $r$  vs.  $r-i$  color-magnitude diagram. We create ten sets of model stars in the direction of L1641 over the same area as we studied, using the Besançon model of stellar population synthesis of the Galaxy (Robin et al. 2003). We derive the extinction map of the L1641 cloud



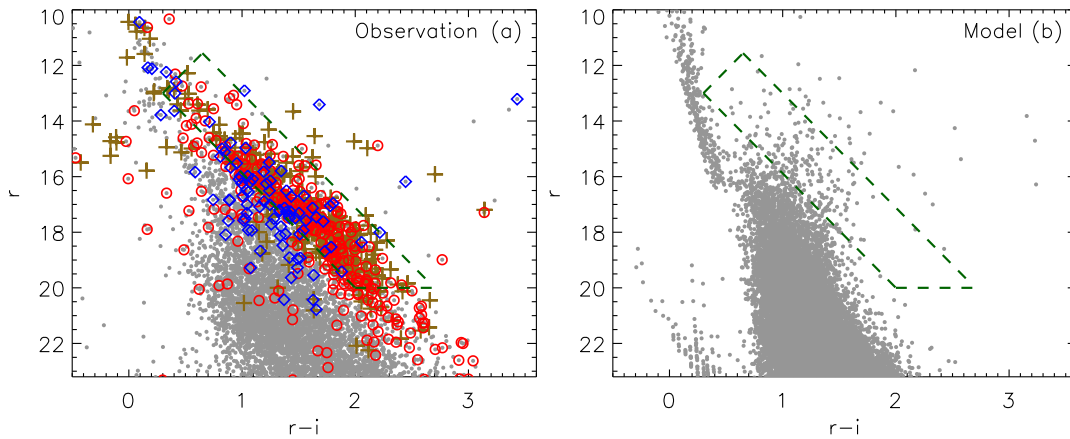
**Figure 45.** Comparison of accretion rates of YSOs in L1641 derived from  $FW_{H\alpha,10\%}$  and  $H\alpha$  line luminosity. For the sources with multiple observations, the median accretion rates are used for the plot with error bars showing their minimum and maximum accretion rates. The dashed line shows a 1:1 correlation, and dotted lines show a difference of 1 dex.

from the  $^{13}\text{CO}$  map (see Fig. 2) using the relation between the  $^{13}\text{CO}$  intensity and visual extinction from Paper I. An extinction probability function is built from the extinction map of the L1641 cloud. For each model star with the distance  $>500$  pc, an extinction value, randomly sampled from the extinction probability function, is assigned to it to simulate the reddening effect on the background stars from the L1641 cloud. For each set of model stars from Besançon model, we sample 100 groups of extinction values from the extinction probability function. Totally, we obtain 1000 model  $r$  vs.  $r-i$  color-magnitude diagrams for ten sets of model stars. In Fig. 46(b), we show  $r$  vs.  $r-i$  color-magnitude diagram for one set of model stars. The Besançon model predicts that the field stars contaminate our YSO sample mostly within  $1.0 \lesssim r-i \lesssim 1.5$  and  $14.0 \lesssim r \lesssim 17.5$  in the  $r$  vs.  $r-i$  color-magnitude diagram, which is generally consistent with our observations (see Fig. 46(a, b)).

We visually define a region in  $r$  vs.  $r-i$  color-magnitude diagram (enclosed by dashed lines in Fig. 46) where most of these YSOs are located. We only study the sources with  $r < 20$  mag, considering that the completeness of the imaging survey in  $r$  band is around 20 mag. Within our selected region, 190 sources are not included in our YSO sample. Among them, 39 sources have been identified as field stars in Paper I and this work. With the synthetic models,  $194 \pm 12$  field stars are predicted to be within our defined region in  $r$  vs.  $r-i$  color-magnitude diagram, suggesting that our YSO census is complete till  $r \sim 20$  mag.

#### REFERENCES

- Alencar, S. H. P., & Batalha, C. 2002, ApJ, 571, 378  
 Alencar, S. H. P., Johns-Krull, C. M., & Basri, G. 2001, AJ, 122, 3335  
 Alexander, R. D., & Armitage, P. J. 2009, ApJ, 704, 989  
 Alexander, R. D., Clarke, C. J., & Pringle, J. E. 2006, MNRAS, 369, 229  
 Allen, L. E. 1995, PhD thesis, AA(Department of Physics and Astronomy, University of Massachusetts, Amherst.)  
 Allen, T. S., Gutermuth, R. A., Kryukova, E., et al. 2012, ApJ, 750, 125  
 Alves, J., & Bouy, H. 2012, A&A, 547, A97  
 Andrews, S. M., & Williams, J. P. 2005, ApJ, 631, 1134  
 Anthony-Twarog, B. J. 1982, AJ, 87, 1213  
 Armitage, P. J., Clarke, C. J., & Palla, F. 2003, MNRAS, 342, 1139  
 Balbus, S. A., & Hawley, J. F. 1998, Reviews of Modern Physics, 70, 1  
 Bally, J., Stark, A. A., Wilson, R. W., & Langer, W. D. 1987, ApJ, 312, L45  
 Baraffe, I., Chabrier, G., Allard, F., & Hauschildt, P. H. 1998, A&A, 337, 403  
 —. 2002, A&A, 382, 563  
 Bertout, C., Siess, L., & Cabrit, S. 2007, A&A, 473, L21  
 Bessell, M. S., & Brett, J. M. 1988, PASP, 100, 1134  
 Bouwman, J., Lawson, W. A., Dominik, C., et al. 2006, ApJ, 653, L57  
 Brandner, W., Grebel, E. K., Chu, Y.-H., et al. 2000, AJ, 119, 292  
 Calvet, N., Muzerolle, J., Briceño, C., et al. 2004, AJ, 128, 1294  
 Caratti O Garatti, A., Garcia Lopez, R., Antonucci, S., et al. 2012, A&A, 538, A64  
 Cardelli, J. A., Clayton, G. C., & Mathis, J. S. 1989, ApJ, 345, 245



**Figure 46.** (a)  $r$  vs.  $r-i$  color-magnitude diagram for observed sources in the field of L1641. The grey filled circles show all the sources found in the L1641 field (Paper I), The pluses mark the YSOs without disks, and the open circles are the YSOs with disks. The open diamonds are the stars identified as field stars in Paper I and in this work. Most of our YSOs are located in a narrow band which is enclosed with dashed lines. (b)  $r$  vs.  $r-i$  color-magnitude diagram for model stars in the field of L1641, which are created with the Besançon model of stellar population synthesis of the Galaxy (Robin et al. 2003).

- Carpenter, J. M., Wolf, S., Schreyer, K., Launhardt, R., & Henning, T. 2005, *AJ*, 129, 1049  
Carpenter, J. M., Bouwman, J., Mamajek, E. E., et al. 2009, *ApJS*, 181, 197  
Carrera, F. J., Ebrero, J., Mateos, S., et al. 2007, *A&A*, 469, 27  
Chen, H., & Tokunaga, A. T. 1994, *ApJS*, 90, 149  
Chiang, E., & Murray-Clay, R. 2007, *Nature Physics*, 3, 604  
Cieza, L. A., Schreiber, M. R., Romero, G. A., et al. 2010, *ApJ*, 712, 925  
Clarke, C. J., Gendrin, A., & Sotomayor, M. 2001, *MNRAS*, 328, 485  
Comerón, F., Fernández, M., Baraffe, I., Neuhäuser, R., & Kaas, A. A. 2003, *A&A*, 406, 1001  
Connelley, M. S., & Greene, T. P. 2010, *AJ*, 140, 1214  
Currie, T. 2010, *ArXiv e-prints*  
Currie, T., & Kenyon, S. J. 2009, *AJ*, 138, 703  
Currie, T., Lada, C. J., Plavchan, P., et al. 2009, *ApJ*, 698, 1  
Currie, T., & Sicilia-Aguilar, A. 2011, *ApJ*, 732, 24  
Dahm, S. E. 2008, *AJ*, 136, 521  
Dahm, S. E., & Hillenbrand, L. A. 2007, *AJ*, 133, 2072  
Dahm, S. E., & Simon, T. 2005, *AJ*, 129, 829  
D'Antona, F., & Mazzitelli, I. 1997, *Memorie della Societa Astronomica Italiana*, 68, 807  
Dotter, A., Chaboyer, B., Jevremović, D., et al. 2008, *ApJS*, 178, 89  
Dullemond, C. P., Natta, A., & Testi, L. 2006, *ApJ*, 645, L69  
Espaillat, C., Ingleby, L., Hernández, J., et al. 2012, *ApJ*, 747, 103  
Evans, N. J., Dunham, M. M., Jørgensen, J. K., et al. 2009, *ApJS*, 181, 321  
Fabricant, D., Fata, R., Roll, J., et al. 2005, *PASP*, 117, 1411  
Fang, M., van Boekel, R., Bouwman, J., et al. 2013, *A&A*, 549, A15  
Fang, M., van Boekel, R., Wang, W., et al. 2009, *A&A*, 504, 461 (Paper I)  
Fang, M., van Boekel, R., King, R. R., et al. 2012, *A&A*, 539, A119  
Feigelson, E. D., Gaffney, III, J. A., Garmire, G., Hillenbrand, L. A., & Townsley, L. 2003, *ApJ*, 584, 911  
Feigelson, E. D., & Montmerle, T. 1999, *ARA&A*, 37, 363  
Fűrész, G., Hartmann, L. W., Megeath, S. T., Szentgyorgyi, A. H., & Hamden, E. T. 2008, *ApJ*, 676, 1109  
Fischer, D. A., & Marcy, G. W. 1992, *ApJ*, 396, 178  
Flaherty, K. M., & Muzerolle, J. 2008, *AJ*, 135, 966  
Flaherty, K. M., Pipher, J. L., Megeath, S. T., et al. 2007, *ApJ*, 663, 1069  
Furlan, E., Hartmann, L., Calvet, N., et al. 2006, *ApJS*, 165, 568  
Gálfaik, M., & Olofsson, G. 2008, *A&A*, 489, 1409  
Gammie, C. F. 1996, *ApJ*, 457, 355  
Garcia Lopez, R., Natta, A., Testi, L., & Habart, E. 2006, *A&A*, 459, 837  
Gatti, T., Natta, A., Randich, S., Testi, L., & Sacco, G. 2008, *A&A*, 481, 423  
Genzel, R., Reid, M. J., Moran, J. M., & Downes, D. 1981, *ApJ*, 244, 884  
Ghez, A. M., McCarthy, D. W., Patience, J. L., & Beck, T. L. 1997, *ApJ*, 481, 378  
Ghez, A. M., Neugebauer, G., & Matthews, K. 1993, *AJ*, 106, 2005  
Glassgold, A. E., Najita, J., & Igea, J. 1997, *ApJ*, 480, 344  
Guarcello, M. G., Prisinzano, L., Micela, G., et al. 2007, *A&A*, 462, 245  
Güdel, M. 2004, *A&A Rev.*, 12, 71  
Güdel, M., Briggs, K. R., Arzner, K., et al. 2007, *A&A*, 468, 353  
Gullbring, E., Hartmann, L., Briceno, C., & Calvet, N. 1998, *ApJ*, 492, 323  
Gullbring, E., Petrov, P. P., Ilyin, I., et al. 1996, *A&A*, 314, 835  
Gustafsson, B., Edvardsson, B., Eriksson, K., et al. 2008, *A&A*, 486, 951  
Gutermuth, R. A., Myers, P. C., Megeath, S. T., et al. 2008, *ApJ*, 674, 336  
Haisch, Jr., K. E., Lada, E. A., & Lada, C. J. 2001, *ApJ*, 553, L153  
Hartigan, P., Edwards, S., & Ghandour, L. 1995, *ApJ*, 452, 736  
Hartigan, P., & Kenyon, S. J. 2003, *ApJ*, 583, 334  
Hartmann, L. 1999, *NewA Rev.*, 43, 1



- , 2001, *AJ*, 121, 1030
- Hartmann, L., Calvet, N., Gullbring, E., & D'Alessio, P. 1998, *ApJ*, 495, 385
- Hartmann, L., D'Alessio, P., Calvet, N., & Muzerolle, J. 2006, *ApJ*, 648, 484
- Hartmann, L., Hewett, R., & Calvet, N. 1994, *ApJ*, 426, 669
- Hayashi, C., Nakazawa, K., & Nakagawa, Y. 1985, in *Protostars and planets II (A86-12626 03-90)*. Tucson, AZ, University of Arizona Press, 1985, p. 1100-1153., ed. D. C. Black & M. S. Matthews, 1100–1153
- Herbig, G. H. 1998, *ApJ*, 497, 736
- Herbig, G. H., & Dahm, S. E. 2002, *AJ*, 123, 304
- Herczeg, G. J., & Hillenbrand, L. A. 2008, *ApJ*, 681, 594
- Hernández, J., Calvet, N., Briceño, C., Hartmann, L., & Berlind, P. 2004, *AJ*, 127, 1682
- Hernández, J., Morales-Calderon, M., Calvet, N., et al. 2010, *ApJ*, 722, 1226
- Hernández, J., Hartmann, L., Megeath, T., et al. 2007a, *ApJ*, 662, 1067
- Hernández, J., Calvet, N., Briceño, C., et al. 2007b, *ApJ*, 671, 1784
- Hillenbrand, L. A. 1997, *AJ*, 113, 1733
- , 2002, *ArXiv Astrophysics e-prints*
- Hillenbrand, L. A., Bauermeister, A., & White, R. J. 2008, in *Astronomical Society of the Pacific Conference Series*, Vol. 384, 14th Cambridge Workshop on Cool Stars, Stellar Systems, and the Sun, ed. G. van Belle, 200–+
- Hillenbrand, L. A., & White, R. J. 2004, *ApJ*, 604, 741
- Hirota, T., Bushimata, T., Choi, Y. K., et al. 2007, *PASJ*, 59, 897
- Hollenbach, D. J., Yorke, H. W., & Johnstone, D. 2000, *Protostars and Planets IV*, 401
- Hsu, W.-H., Hartmann, L., Allen, L., et al. 2012, *ApJ*, 752, 59
- , 2013, *ApJ*, 764, 114
- Jayawardhana, R., Coffey, J., Scholz, A., Brandeker, A., & van Kerkwijk, M. H. 2006, *ApJ*, 648, 1206
- Jeffries, R. D., Jackson, R. J., James, D. J., & Cargile, P. A. 2009, *MNRAS*, 400, 317
- Johns, C. M., & Basri, G. 1995, *ApJ*, 449, 341
- Johnstone, D., Hollenbach, D., & Bally, J. 1998, *ApJ*, 499, 758
- Kenyon, S. J., & Hartmann, L. 1995, *ApJS*, 101, 117
- Kurosawa, R., Romanova, M. M., & Harries, T. J. 2011, *MNRAS*, 416, 2623
- Kurucz, R. 1994, *Solar abundance model atmospheres for 0,1,2,4,8 km/s*. Kurucz CD-ROM No. 19. Cambridge, Mass.: Smithsonian Astrophysical Observatory, 1994., 19
- Kurucz, R. L. 1979, *ApJS*, 40, 1
- Lada, C. J., Muench, A. A., Luhman, K. L., et al. 2006, *AJ*, 131, 1574
- Lada, E. A., & Lada, C. J. 1995, *AJ*, 109, 1682
- Lafrenière, D., Jayawardhana, R., Brandeker, A., Ahmic, M., & van Kerkwijk, M. H. 2008, *ApJ*, 683, 844
- Lawrence, A., Warren, S. J., Almaini, O., et al. 2007, *MNRAS*, 379, 1599
- Leinert, C., Zinnecker, H., Weitzel, N., et al. 1993, *A&A*, 278, 129
- Lima, G. H. R. A., Alencar, S. H. P., Calvet, N., Hartmann, L., & Muzerolle, J. 2010, *A&A*, 522, A104
- Lin, D. N. C., & Papaloizou, J. C. B. 1993, in *Protostars and Planets III*, ed. E. H. Levy & J. I. Lunine, 749–835
- Luhman, K. L., Allen, P. R., Espaillat, C., Hartmann, L., & Calvet, N. 2010, *ApJS*, 186, 111
- Luhman, K. L., Stauffer, J. R., Muench, A. A., et al. 2003, *ApJ*, 593, 1093
- Luhman, K. L., Allen, L. E., Allen, P. R., et al. 2008, *ApJ*, 675, 1375
- Maddalena, R. J., Morris, M., Moscowitz, J., & Thaddeus, P. 1986, *ApJ*, 303, 375
- Mamajek, E. E., Meyer, M. R., Hinz, P. M., et al. 2004, *ApJ*, 612, 496
- Mayne, N. J., Harries, T. J., Rowe, J., & Acreman, D. M. 2012, *MNRAS*, 423, 1775
- Megeath, S. T., Gutermuth, R., Muzerolle, J., et al. 2012, *AJ*, 144, 192
- Mendigutía, I., Eiroa, C., Montesinos, B., et al. 2011, *A&A*, 529, A34+
- Menten, K. M., Reid, M. J., Forbrich, J., & Brunthaler, A. 2007, *A&A*, 474, 515
- Mentuch, E., Brandeker, A., van Kerkwijk, M. H., Jayawardhana, R., & Hauschildt, P. H. 2008, *ApJ*, 689, 1127
- Merín, B., Brown, J. M., Oliveira, I., et al. 2010, *ApJ*, 718, 1200
- Meyer, M. R., & Beckwith, S. V. W. 2000, in *Lecture Notes in Physics*, Berlin Springer Verlag, Vol. 548, *ISO Survey of a Dusty Universe*, ed. D. Lemke, M. Stickel, & K. Wilke, 341–+
- Meyer, M. R., Calvet, N., & Hillenbrand, L. A. 1997, *AJ*, 114, 288
- Mohanty, S., Jayawardhana, R., & Basri, G. 2005, *ApJ*, 626, 498
- Mottram, J. C., Vink, J. S., Oudmaijer, R. D., & Patel, M. 2007, *MNRAS*, 377, 1363
- Muench, A. A., Lada, C. J., Luhman, K. L., Muzerolle, J., & Young, E. 2007, *AJ*, 134, 411
- Muench, A. A., Lada, E. A., & Lada, C. J. 2000, *ApJ*, 533, 358
- Muench, A. A., Lada, E. A., Lada, C. J., & Alves, J. 2002, *ApJ*, 573, 366
- Muench, A. A., Lada, E. A., Lada, C. J., et al. 2003, *AJ*, 125, 2029
- Muzerolle, J., Allen, L. E., Megeath, S. T., Hernández, J., & Gutermuth, R. A. 2010, *ApJ*, 708, 1107
- Muzerolle, J., Calvet, N., & Hartmann, L. 2001, *ApJ*, 550, 944
- Muzerolle, J., Hartmann, L., & Calvet, N. 1998, *AJ*, 116, 2965
- Muzerolle, J., Hillenbrand, L., Calvet, N., Briceño, C., & Hartmann, L. 2003, *ApJ*, 592, 266
- Muzerolle, J., Luhman, K. L., Briceño, C., Hartmann, L., & Calvet, N. 2005, *ApJ*, 625, 906
- Najita, J. R., Strom, S. E., & Muzerolle, J. 2007, *MNRAS*, 378, 369
- Natta, A., Testi, L., Muzerolle, J., et al. 2004, *A&A*, 424, 603
- Natta, A., Testi, L., & Randich, S. 2006, *A&A*, 452, 245
- Nguyen, D. C., Jayawardhana, R., van Kerkwijk, M. H., et al. 2009a, *ApJ*, 695, 1648
- Nguyen, D. C., Scholz, A., van Kerkwijk, M. H., Jayawardhana, R., & Brandeker, A. 2009b, *ApJ*, 694, L153
- O'dell, C. R., Wen, Z., & Hu, X. 1993, *ApJ*, 410, 696
- Osterloh, M., & Beckwith, S. V. W. 1995, *ApJ*, 439, 288
- Palla, F., & Stahler, S. W. 2000, *ApJ*, 540, 255
- Pontoppidan, K. M., Dullemond, C. P., van Dishoeck, E. F., et al. 2005, *ApJ*, 622, 463
- Pott, J.-U., Perrin, M. D., Furlan, E., et al. 2010, *ApJ*, 710, 265
- Quillen, A. C., Blackman, E. G., Frank, A., & Varnière, P. 2004, *ApJ*, 612, L137
- Reipurth, B., Pedrosa, A., & Lago, M. T. V. T. 1996, *A&AS*, 120, 229
- Rice, W. K. M., Wood, K., Armitage, P. J., Whitney, B. A., & Bjorkman, J. E. 2003, *MNRAS*, 342, 79
- Richling, S., & Yorke, H. W. 2000, *ApJ*, 539, 258

- Rieke, G. H., & Lebofsky, M. J. 1985, *ApJ*, 288, 618
- Rigliaco, E., Natta, A., Randich, S., Testi, L., & Biazzo, K. 2011a, *A&A*, 525, A47+
- Rigliaco, E., Natta, A., Randich, S., et al. 2011b, *A&A*, 526, L6+
- Rigliaco, E., Natta, A., Testi, L., et al. 2012, *A&A*, 548, A56
- Robin, A. C., Reylé, C., Derrière, S., & Picaud, S. 2003, *A&A*, 409, 523
- Robitaille, T. P., Whitney, B. A., Indebetouw, R., & Wood, K. 2007, *ApJS*, 169, 328
- Sestito, P., Palla, F., & Randich, S. 2008, *A&A*, 487, 965
- Sicilia-Aguilar, A., Hartmann, L. W., Fűrész, G., et al. 2006a, *AJ*, 132, 2135
- Sicilia-Aguilar, A., Henning, T., Dullemond, C. P., et al. 2011, *ApJ*, 742, 39
- Sicilia-Aguilar, A., Henning, T., & Hartmann, L. W. 2010, *ApJ*, 710, 597
- Sicilia-Aguilar, A., Henning, T., Juhász, A., et al. 2008, *ApJ*, 687, 1145
- Sicilia-Aguilar, A., Henning, T., Linz, H., et al. 2013, *A&A*, 551, A34
- Sicilia-Aguilar, A., Hartmann, L., Calvet, N., et al. 2006b, *ApJ*, 638, 897
- Sicilia-Aguilar, A., Bouwman, J., Juhász, A., et al. 2009, *ApJ*, 701, 1188
- Siess, L., Dufour, E., & Forestini, M. 2000, *A&A*, 358, 593
- Skrutskie, M. F., Cutri, R. M., Stiening, R., et al. 2006, *AJ*, 131, 1163
- Störzer, H., & Hollenbach, D. 1999, *ApJ*, 515, 669
- Strom, K. M., Newton, G., Strom, S. E., et al. 1989a, *ApJS*, 71, 183
- Strom, K. M., Strom, S. E., Edwards, S., Cabrit, S., & Skrutskie, M. F. 1989b, *AJ*, 97, 1451
- Strom, K. M., Strom, S. E., & Merrill, K. M. 1993, *ApJ*, 412, 233
- Szentgyorgyi, A., Furesz, G., Cheimets, P., et al. 2011, *PASP*, 123, 1188
- Tobin, J. J., Hartmann, L., Furesz, G., Mateo, M., & Megeath, S. T. 2009, *ApJ*, 697, 1103
- Tognelli, E., Prada Moroni, P. G., & Degl’Innocenti, S. 2011, *A&A*, 533, A109
- Vink, J. S., Drew, J. E., Harries, T. J., & Oudmaijer, R. D. 2002, *MNRAS*, 337, 356
- Watson, M. G., Schröder, A. C., Fyfe, D., et al. 2009, *A&A*, 493, 339
- White, R. J., & Basri, G. 2003, *ApJ*, 582, 1109
- White, R. J., & Hillenbrand, L. A. 2004, *ApJ*, 616, 998
- Wilson, B. A., Dame, T. M., Mashedier, M. R. W., & Thaddeus, P. 2005, *A&A*, 430, 523
- Winston, E., Megeath, S. T., Wolk, S. J., et al. 2009, *AJ*, 137, 4777
- . 2010, *AJ*, 140, 266
- Wolk, S. J. 2009, in *American Institute of Physics Conference Series*, Vol. 1094, American Institute of Physics Conference Series, ed. E. Stempels, 959–962
- Wright, E. L., Eisenhardt, P. R. M., Mainzer, A. K., et al. 2010, *AJ*, 140, 1868
- York, D. G., Adelman, J., Anderson, Jr., J. E., et al. 2000, *AJ*, 120, 1579
- Zhang, M., & Wang, H. 2009, *AJ*, 138, 1830

**Table 2** The optical and near-infrared photometric magnitudes of the YSOs in L1641

ID	RA (J2000)	DEC (J2000)	u' (mag)	g' (mag)	r' (mag)	i' (mag)	z' (mag)	INS1.	J (mag)	H (mag)	K <sub>s</sub> (mag)	INS2.	A <sub>v</sub> (mag)	Sp	IRE	Xray
1	05 36 05.00	-06 42 43.8	20.65±0.08	18.54±0.02	17.09±0.02	15.25±0.01	14.06±0.01	SDSS	12.31±0.02	11.65±0.03	11.30±0.02	2MASS	0.0	Y	Y	N
2	05 35 10.69	-06 34 15.5	22.47±0.35	19.08±0.02	17.66±0.02	16.03±0.01	15.20±0.03	SDSS	13.76±0.02	12.97±0.04	12.38±0.02	2MASS	0.0	Y	Y	Y
3	05 34 52.29	-06 35 08.5	21.16±0.11	18.79±0.02	17.40±0.03	15.76±0.02	14.87±0.04	SDSS	13.28±0.04	12.74±0.05	12.43±0.03	2MASS	0.0	Y	N	Y
4	05 35 50.56	-06 33 17.3	19.83±0.05	17.39±0.01	16.01±0.01	14.80±0.01	14.07±0.01	SDSS	12.61±0.02	11.96±0.03	11.73±0.02	2MASS	0.0	Y	N	Y
5	05 35 10.75	-06 34 44.5	12.78±0.01	14.89±0.01	14.78±0.03	14.88±0.02	12.48±0.03	SDSS	10.41±0.02	10.19±0.03	10.15±0.02	2MASS	0.3	Y	N	Y
6	05 35 26.58	-06 19 09.0	20.92±0.12	17.06±0.01	15.24±0.01	17.42±0.83	13.25±0.01	SDSS	11.62±0.03	10.69±0.03	10.46±0.02	2MASS	1.3	Y	N	Y
7	05 34 39.20	-06 25 24.2	21.06±0.12	18.37±0.10	17.10±0.09	15.53±0.12	14.75±0.09	SDSS	13.22±0.04	12.56±0.05	12.37±0.05	2MASS	0.0	Y	N	Y
8	05 35 37.32	-06 23 26.3	19.17±0.06	17.10±0.01	15.66±0.01	16.73±0.08	13.93±0.01	SDSS	12.52±0.02	11.88±0.03	11.61±0.02	2MASS	0.2	Y	Y	Y
9	05 35 32.70	-06 30 17.9	20.38±0.07	17.63±0.01	16.20±0.01	15.06±0.02	14.43±0.01	SDSS	13.03±0.02	12.35±0.04	12.10±0.02	2MASS	0.0	Y	N	Y
10	05 35 16.85	-06 18 15.6	19.66±0.13	16.93±0.02	15.50±0.01	16.64±0.59	13.67±0.01	SDSS	12.29±0.05	11.73±0.06	11.37±0.04	2MASS	0.0	Y	N	Y
11	05 35 23.61	-06 28 24.3	19.14±0.04	16.64±0.01	15.27±0.01	13.82±0.01	12.99±0.01	SDSS	11.50±0.03	10.76±0.03	10.56±0.02	2MASS	0.0	Y	N	Y
12	05 35 16.31	-06 18 43.2	21.70±0.19	19.32±0.02	17.91±0.01	15.90±0.01	14.72±0.01	SDSS	12.89±0.03	12.28±0.03	11.97±0.02	2MASS	0.1	Y	N	Y
13	05 34 31.82	-06 22 49.7	19.63±0.04	17.30±0.02	15.99±0.02	14.34±0.01	13.47±0.01	SDSS	11.93±0.02	11.38±0.03	11.13±0.02	2MASS	0.0	Y	N	Y
14	05 35 01.36	-06 15 17.6	16.76±0.02	14.33±0.02	13.19±0.01	12.69±0.01	12.37±0.02	SDSS	11.19±0.02	10.57±0.03	10.41±0.02	2MASS	0.7	Y	N	Y
15	05 34 28.70	-06 22 07.9	19.16±0.03	16.65±0.02	15.41±0.02	14.45±0.01	13.91±0.01	SDSS	12.59±0.03	11.92±0.03	11.72±0.02	2MASS	0.1	Y	N	Y
16	05 36 04.97	-06 46 41.2	17.19±0.04	14.88±0.02	13.56±0.01	12.81±0.01	12.30±0.01	SDSS	11.03±0.02	10.34±0.03	10.12±0.02	2MASS	0.2	Y	Y	N
17	05 35 57.29	-06 40 28.0	18.20±0.03	17.48±0.02	16.06±0.02	15.05±0.02	14.29±0.01	SDSS	12.86±0.02	12.14±0.03	11.81±0.02	2MASS	0.0	Y	Y	N
18	05 35 59.84	-06 42 30.3	20.24±0.31	25.11±0.59	18.03±0.30	16.33±0.04	15.24±0.33	SDSS	13.44±0.05	12.74±0.06	12.24±0.05	2MASS	0.0	Y	Y	N
19	05 35 50.20	-06 50 40.1	19.94±0.06	18.02±0.02	16.53±0.02	15.89±0.02	15.24±0.01	SDSS	13.01±0.02	11.82±0.03	10.86±0.02	2MASS	1.7	Y	Y	N
20	05 35 58.25	-06 36 43.0	18.11±0.03	16.38±0.02	14.87±0.02	17.57±0.43	13.62±0.01	SDSS	11.71±0.03	10.85±0.03	10.38±0.02	2MASS	2.0	Y	Y	N
21	05 35 25.10	-06 47 56.3	15.49±0.04	14.84±0.02	14.12±0.01	13.56±0.01	13.04±0.01	SDSS	11.37±0.03	10.47±0.03	9.97±0.02	2MASS	1.1	Y	Y	N
22	05 35 34.20	-06 39 43.1	19.97±0.06	17.52±0.02	16.08±0.02	15.04±0.01	14.23±0.01	SDSS	12.80±0.02	12.08±0.04	11.73±0.02	2MASS	0.0	Y	Y	N
23	05 34 59.02	-06 42 17.6	18.84±0.03	17.32±0.02	15.90±0.02	14.91±0.01	14.29±0.02	SDSS	12.73±0.02	11.94±0.03	11.68±0.02	2MASS	0.4	Y	Y	N
24	05 35 47.30	-06 33 23.3	20.17±0.06	17.61±0.01	16.19±0.01	15.12±0.01	14.33±0.01	SDSS	12.97±0.02	12.29±0.03	12.07±0.02	2MASS	0.1	Y	N	Y
25	05 34 40.89	-06 34 35.0	16.43±0.01	14.15±0.01	13.02±0.01	12.49±0.01	12.11±0.03	SDSS	10.68±0.03	10.01±0.03	9.84±0.02	2MASS	2.4	Y	N	Y
26	05 34 48.34	-06 30 26.9	16.92±0.01	15.97±0.02	14.91±0.02	14.05±0.01	13.51±0.01	SDSS	12.10±0.02	11.31±0.03	10.82±0.02	2MASS	0.0	Y	Y	Y
27	05 34 09.07	-06 33 56.5	20.78±0.08	19.23±0.02	17.91±0.01	16.28±0.01	15.40±0.02	SDSS	13.84±0.02	13.20±0.03	12.99±0.02	2MASS	0.0	Y	N	N
28	05 34 48.75	-06 31 03.4	21.43±0.14	19.07±0.01	17.71±0.02	15.90±0.01	14.86±0.03	SDSS	13.22±0.03	12.61±0.03	12.36±0.02	2MASS	0.0	Y	N	Y
29	05 35 17.68	-06 32 23.8	19.02±0.04	16.51±0.01	15.22±0.01	14.10±0.01	13.48±0.01	SDSS	12.05±0.02	11.42±0.03	11.19±0.02	2MASS	0.0	Y	N	Y
30	05 34 49.97	-06 31 44.2	20.67±0.09	18.14±0.01	16.81±0.01	15.14±0.02	14.18±0.01	SDSS	12.46±0.02	11.81±0.03	11.61±0.02	2MASS	0.0	Y	N	Y
31	05 34 06.94	-06 32 07.8	20.91±0.09	18.23±0.01	16.82±0.01	15.43±0.01	14.70±0.01	SDSS	13.29±0.02	12.59±0.03	12.26±0.02	2MASS	0.0	Y	Y	N
32	05 34 50.30	-06 26 48.3	20.10±0.05	17.54±0.02	16.19±0.02	15.03±0.01	14.47±0.01	SDSS	13.08±0.03	12.45±0.03	12.19±0.02	2MASS	0.0	Y	N	Y
33	05 35 01.93	-06 30 12.7	18.56±0.02	15.98±0.02	14.67±0.02	13.82±0.01	13.19±0.01	SDSS	11.81±0.02	11.08±0.03	10.90±0.02	2MASS	0.1	Y	N	Y
34	05 35 28.28	-06 30 22.1	21.44±0.15	19.42±0.02	17.95±0.01	16.29±0.02	15.37±0.01	SDSS	13.84±0.02	13.20±0.03	12.88±0.02	2MASS	0.2	Y	Y	N
35	05 34 43.17	-06 27 14.5	20.57±0.07	18.29±0.02	16.98±0.02	15.22±0.01	14.31±0.01	SDSS	12.76±0.03	12.12±0.03	11.83±0.02	2MASS	0.0	Y	Y	Y
36	05 34 49.97	-06 28 12.0	18.01±0.02	15.86±0.02	14.60±0.02	13.89±0.01	13.38±0.01	SDSS	12.08±0.03	11.32±0.03	11.14±0.02	2MASS	0.5	Y	Y	N
37	05 34 39.09	-06 27 21.2	19.67±0.04	17.07±0.02	15.72±0.02	14.63±0.01	14.08±0.01	SDSS	12.77±0.03	12.01±0.03	11.83±0.02	2MASS	0.0	Y	N	Y
38	05 35 47.14	-06 29 10.3	20.15±0.13	17.25±0.02	15.79±0.02	...	13.30±0.02	SDSS	11.22±0.03	10.77±0.04	10.39±0.02	2MASS	0.0	Y	N	Y
39	05 34 53.85	-06 23 52.5	18.49±0.23	16.13±0.11	14.81±0.05	13.77±0.04	13.08±0.02	SDSS	11.65±0.03	10.91±0.03	10.66±0.02	2MASS	0.3	Y	Y	Y
40	05 34 59.51	-06 21 39.9	15.63±0.01	14.19±0.01	12.81±0.01	12.47±0.01	12.25±0.01	SDSS	11.16±0.02	10.61±0.03	10.49±0.02	2MASS	1.3	Y	N	Y
41	05 34 23.16	-06 19 40.9	22.19±0.25	19.30±0.02	17.93±0.02	16.29±0.01	15.43±0.01	SDSS	13.91±0.02	13.23±0.03	13.02±0.03	2MASS	0.2	Y	Y	Y
42	05 34 19.88	-06 18 47.8	20.92±0.09	18.38±0.02	17.00±0.02	15.62±0.01	14.84±0.01	SDSS	13.39±0.02	12.72±0.03	12.50±0.02	2MASS	0.0	Y	N	Y
43	05 34 45.71	-06 21 40.1	17.30±0.02	14.74±0.02	13.58±0.01	12.88±0.01	12.33±0.01	SDSS	11.02±0.02	10.36±0.03	10.16±0.02	2MASS	1.1	Y	N	Y
44	05 34 45.14	-06 21 07.2	19.45±0.04	17.02±0.02	15.70±0.02	14.65±0.01	14.03±0.02	SDSS	12.65±0.02	11.95±0.03	11.71±0.02	2MASS	0.3	Y	N	Y
45	05 35 03.80	-06 16 47.5	20.03±0.05	17.50±0.08	16.08±0.04	14.92±0.02	14.28±0.03	SDSS	12.94±0.03	12.24±0.03	12.00±0.02	2MASS	0.0	Y	N	Y
46	05 35 01.58	-06 17 01.4	22.14±0.34	19.14±0.02	17.77±0.02	16.21±0.01	15.39±0.02	SDSS	13.95±0.03	13.30±0.04	13.05±0.03	2MASS	1.0	Y	N	Y
47	05 34 43.29	-06 17 03.4	19.17±0.03	16.84±0.02	15.43±0.02	14.31±0.01	13.67±0.02	SDSS	12.28±0.03	11.57±0.03	11.34±0.02	2MASS	0.3	Y	N	Y
48	05 35 07.52	-06 19 23.2	20.89±0.10	18.14±0.02	16.76±0.02	15.45±0.01	14.69±0.02	SDSS	13.31±0.03	12.65±0.04	12.38±0.03	2MASS	0.0	Y	N	Y
49	05 34 57.45	-06 19 33.1	20.16±0.05	17.96±0.02	16.63±0.02	15.26±0.01	14.53±0.02	SDSS	13.16±0.03	12.40±0.03	12.23±0.02	2MASS	0.0	Y	Y	N
50	05 35 06.39	-06 19 48.8	20.05±0.05	17.46±0.02	16.07±0.02	14.99±0.01	14.39±0.02	SDSS	12.96±0.05	12.28±0.06	12.03±0.05	2MASS	0.2	Y	N	Y
51	05 34 51.89	-06 17 38.0	21.37±0.13	18.63±0.02	17.26±0.02	15.77±0.01	14.99±0.02	SDSS	13.59±0.03	12.95±0.03	12.63±0.02	2MASS	0.0	Y	N	Y
52	05 34 52.63	-06 16 47.1	20.43±0.06	18.01±0.02	16.63±0.02	15.36±0.01	14.68±0.02	SDSS	13.28±0.03	12.57±0.03	12.38±0.02	2MASS	0.0	Y	N	Y
53	05 35 36.83	-06 16 30.8	17.51±0.05	15.51±0.01	...	13.68±0.01	13.25±0.01	SDSS	11.87±0.02	11.17±0.03	11.02±0.02	2MASS	1.4	Y	N	Y
54	05 35 27.91	-06 14 15.0	19.77±0.07	17.65±0.01	15.92±0.02	14.98±0.01	14.26±0.01	SDSS	12.38±0.02	11.27±0.03	10.60±0.02	2MASS	2.6	Y	Y	Y
55	05 35 10.95	-06 13 25.1	19.85±0.04	17.32±0.02	15.90±0.02	14.52±0.01	13.78±0.02	SDSS	12.25±0.03	11.58±0.03	11.33±0.02	2MASS	0.0	Y	N	Y
56	05 35 38.19	-06 20 11.9	23.49±0.81	19.52±0.02	17.99±0.01	16.85±0.01	16.19±0.01	SDSS	14.85±0.04	14.21±0.05	13.95±0.05	2MASS	0.0	Y	N	Y
57	05 35 45.93	-06 25 59.0	...	19.45±0.02	17.07±0.01	15.63±0.01	14.51±0.01	SDSS	12.00±0.02	10.51±0.03	9.67±0.02	2MASS	9.8	Y	Y	N

YSOs in L1641: Disks, Accretion, and SFH.

Table 2 continued.

ID	RA (J2000)	DEC (J2000)	u' (mag)	g' (mag)	r' (mag)	i' (mag)	z' (mag)	INS1.	J (mag)	H (mag)	K <sub>s</sub> (mag)	INS2.	A <sub>v</sub> (mag)	Sp	IRE	Xray
58	05 35 29.21	-06 16 29.5	23.19±0.88	19.26±0.05	17.40±0.07	15.31±0.05	14.07±0.03	SDSS	12.09±0.06	11.28±0.07	10.86±0.05	2MASS	2.3	Y	N	Y
59	05 35 07.58	-06 09 59.8	15.66±0.01	13.96±0.01	14.31±0.01	13.07±0.01	12.93±0.01	SDSS	12.00±0.02	11.54±0.03	11.44±0.02	2MASS	1.1	Y	N	Y
60	05 35 26.60	-06 16 28.4	20.57±0.09	17.97±0.01	16.57±0.02	15.28±0.01	14.62±0.01	SDSS	13.29±0.03	12.49±0.03	12.31±0.02	2MASS	0.2	Y	N	Y
61	05 35 46.06	-06 12 22.8	20.36±0.09	17.09±0.01	15.17±0.02	14.11±0.01	13.32±0.01	SDSS	11.44±0.02	10.53±0.03	10.22±0.02	2MASS	3.1	Y	N	Y
62	05 35 30.15	-06 12 05.9	19.37±0.06	16.80±0.01	15.38±0.02	14.46±0.01	13.87±0.01	SDSS	12.50±0.03	11.80±0.03	11.64±0.02	2MASS	0.4	Y	N	Y
63	05 35 34.39	-06 05 42.7	19.41±0.07	17.01±0.02	15.66±0.03	14.13±0.01	13.28±0.01	SDSS	11.74±0.03	11.03±0.03	10.79±0.02	2MASS	0.2	Y	N	Y
64	05 35 56.96	-06 29 38.1	18.88±0.04	18.55±0.01	17.11±0.01	15.70±0.02	14.51±0.01	SDSS	12.63±0.03	11.87±0.03	11.37±0.02	2MASS	2.2	Y	Y	Y
65	05 35 31.81	-06 06 29.4	19.23±0.07	16.86±0.02	15.44±0.02	14.19±0.02	13.37±0.02	SDSS	11.93±0.03	11.21±0.03	11.06±0.02	2MASS	0.2	Y	N	Y
66	05 35 50.95	-06 22 43.4	19.54±0.06	16.84±0.01	15.37±0.01	14.44±0.01	13.92±0.01	SDSS	12.63±0.02	11.88±0.03	11.73±0.02	2MASS	0.2	Y	Y	Y
67	05 36 09.68	-06 10 30.6	17.84±0.09	15.84±0.01	14.73±0.01	14.76±0.06	13.63±0.02	SDSS	...	...	10.25±0.03	2MASS	2.7	Y	Y	Y
68	05 35 55.12	-06 10 09.4	21.72±0.20	19.15±0.01	17.72±0.02	15.76±0.01	14.67±0.01	SDSS	12.97±0.03	12.30±0.04	12.10±0.03	2MASS	2.0	Y	N	N
69	05 36 06.65	-06 14 25.9	16.83±0.05	15.37±0.01	14.30±0.02	...	13.01±0.01	SDSS	11.53±0.04	10.72±0.05	10.10±0.03	2MASS	2.2	Y	Y	Y
70	05 35 57.74	-06 11 24.7	19.54±0.06	16.95±0.01	15.52±0.02	14.61±0.01	14.07±0.01	SDSS	12.84±0.02	12.12±0.03	11.89±0.02	2MASS	0.0	Y	N	Y
71	05 36 04.60	-06 11 27.1	19.14±0.06	16.12±0.01	14.45±0.02	13.45±0.01	12.73±0.01	SDSS	11.08±0.02	10.30±0.03	10.02±0.02	2MASS	1.7	Y	N	Y
72	05 36 00.21	-06 03 29.4	21.30±0.12	17.65±0.02	15.51±0.02	14.35±0.02	13.46±0.02	SDSS	11.46±0.02	10.50±0.03	10.12±0.02	2MASS	5.9	Y	N	Y
73	05 36 00.27	-06 23 47.2	20.89±0.11	18.37±0.01	17.01±0.01	15.42±0.01	14.58±0.01	SDSS	13.07±0.02	12.46±0.03	12.21±0.02	2MASS	0.4	Y	N	Y
74	05 36 24.99	-06 17 32.5	14.13±0.05	...	15.50±0.98	...	12.86±0.13	SDSS	9.12±0.01	8.59±0.04	8.22±0.01	2MASS	2.6	Y	N	Y
75	05 36 04.20	-06 20 44.0	11.84±0.01	10.57±0.01	10.43±0.01	10.44±0.01	10.64±0.01	SDSS	9.78±0.02	9.63±0.03	9.60±0.02	2MASS	0.3	Y	N	Y
76	05 36 31.56	-06 08 27.4	18.87±0.13	17.06±0.07	15.35±0.06	17.43±0.39	13.84±0.08	SDSS	10.49±0.03	9.60±0.04	9.07±0.03	2MASS	2.8	Y	Y	N
77	05 36 05.16	-06 25 25.2	18.35±0.05	15.89±0.01	14.54±0.01	13.74±0.01	13.19±0.01	SDSS	11.82±0.02	11.09±0.03	10.91±0.02	2MASS	0.7	Y	N	Y
78	05 36 18.00	-06 10 02.7	20.94±0.14	18.75±0.01	17.35±0.01	15.90±0.01	15.06±0.01	SDSS	13.60±0.02	12.97±0.03	12.70±0.03	2MASS	0.0	Y	N	Y
79	05 36 26.12	-06 08 03.6	18.32±0.09	16.13±0.07	14.41±0.01	15.49±0.18	12.82±0.04	SDSS	11.36±0.02	10.39±0.03	9.85±0.02	2MASS	2.6	Y	Y	N
80	05 36 24.73	-06 05 13.1	20.31±0.11	18.41±0.01	17.01±0.01	15.54±0.01	14.64±0.01	SDSS	13.15±0.02	12.47±0.03	12.17±0.02	2MASS	0.8	Y	Y	N
81	05 36 18.33	-06 13 59.6	15.72±0.05	13.75±0.02	12.94±0.01	12.72±0.01	12.42±0.01	SDSS	11.36±0.02	10.86±0.03	10.75±0.02	2MASS	1.3	Y	N	Y
82	05 36 47.51	-06 08 20.2	19.97±0.10	17.67±0.01	16.21±0.01	15.07±0.01	14.38±0.01	SDSS	13.05±0.03	12.36±0.03	12.12±0.02	2MASS	0.4	Y	Y	N
83	05 36 59.95	-06 11 45.0	20.77±0.08	18.44±0.02	17.00±0.02	15.60±0.01	14.79±0.01	SDSS	13.21±0.02	12.52±0.02	12.34±0.02	2MASS	0.8	Y	N	N
84	05 36 36.55	-06 14 25.2	20.01±0.07	17.63±0.02	16.22±0.01	15.07±0.01	14.37±0.01	SDSS	12.95±0.03	12.32±0.03	12.09±0.02	2MASS	0.0	Y	N	Y
85	05 36 13.48	-06 27 31.0	15.37±0.02	13.59±0.01	14.54±0.04	12.90±0.01	12.70±0.02	SDSS	11.76±0.02	11.38±0.03	11.30±0.02	2MASS	0.9	Y	N	Y
86	05 36 40.40	-06 13 33.3	17.72±0.05	16.16±0.02	14.79±0.01	14.19±0.03	13.54±0.01	SDSS	12.20±0.02	11.51±0.03	11.28±0.02	2MASS	0.0	Y	Y	Y
87	05 36 33.80	-06 19 26.7	21.73±0.19	19.30±0.02	17.91±0.01	16.12±0.01	15.06±0.01	SDSS	13.44±0.02	12.84±0.03	12.58±0.02	2MASS	0.9	Y	N	Y
88	05 36 13.15	-06 25 41.0	20.44±0.14	17.77±0.01	16.35±0.01	15.16±0.01	14.52±0.02	SDSS	13.11±0.02	12.47±0.03	12.23±0.02	2MASS	0.0	Y	N	Y
89	05 36 32.38	-06 19 19.9	17.65±0.05	15.05±0.02	13.90±0.01	13.31±0.01	12.91±0.01	SDSS	10.89±0.03	10.21±0.03	9.94±0.02	2MASS	2.8	Y	Y	N
90	05 36 27.72	-06 23 12.2	20.16±0.11	18.24±0.04	16.71±0.02	14.88±0.01	13.73±0.01	SDSS	11.90±0.03	11.21±0.03	10.77±0.02	2MASS	0.8	Y	Y	Y
91	05 36 55.22	-06 20 25.7	19.47±0.06	17.60±0.02	16.28±0.01	15.09±0.01	14.37±0.01	SDSS	13.00±0.03	12.30±0.03	12.08±0.03	2MASS	0.1	Y	Y	Y
92	05 36 54.28	-06 19 45.4	20.00±0.07	17.58±0.02	16.22±0.01	14.98±0.01	14.18±0.01	SDSS	12.76±0.02	12.13±0.03	11.85±0.02	2MASS	0.0	Y	N	Y
93	05 36 21.83	-06 26 01.9	20.79±0.23	18.93±0.05	17.36±0.05	16.37±0.05	15.46±0.05	SDSS	12.27±0.02	11.13±0.04	10.26±0.03	2MASS	3.6	Y	Y	Y
94	05 37 03.96	-06 16 40.3	20.79±0.08	18.22±0.02	16.84±0.02	15.49±0.01	14.78±0.01	SDSS	13.37±0.03	12.69±0.03	12.46±0.03	2MASS	0.7	Y	N	Y
95	05 36 22.39	-06 27 00.4	14.32±0.03	14.60±0.04	15.13±0.06	14.66±0.07	12.99±0.02	SDSS	8.56±0.02	7.90±0.04	7.72±0.02	2MASS	4.5	Y	N	Y
96	05 36 26.69	-06 26 28.7	18.76±0.05	15.80±0.04	14.12±0.02	14.44±0.01	12.58±0.01	SDSS	11.04±0.03	10.21±0.03	10.00±0.02	2MASS	1.1	Y	N	Y
97	05 36 32.19	-06 27 41.5	22.01±0.38	19.42±0.03	17.94±0.01	16.28±0.01	15.47±0.02	SDSS	14.03±0.03	13.41±0.04	13.10±0.02	2MASS	0.0	Y	N	N
98	05 36 06.58	-06 31 42.8	20.96±0.11	18.26±0.01	16.91±0.01	15.54±0.02	14.79±0.01	SDSS	13.33±0.03	12.69±0.03	12.47±0.02	2MASS	0.0	Y	Y	Y
99	05 36 37.52	-06 27 17.3	21.20±0.27	19.32±0.04	17.94±0.02	16.31±0.01	15.27±0.01	SDSS	13.74±0.03	13.12±0.03	12.80±0.02	2MASS	1.1	Y	Y	N
100	05 36 45.21	-06 28 09.6	19.61±0.09	17.27±0.02	15.98±0.01	14.56±0.01	13.70±0.02	SDSS	12.15±0.02	11.50±0.03	11.23±0.02	2MASS	0.0	Y	N	Y
101	05 37 11.90	-06 29 16.7	21.92±0.19	19.23±0.02	17.39±0.01	15.72±0.01	14.76±0.01	SDSS	13.03±0.02	12.18±0.03	11.89±0.03	2MASS	0.8	Y	N	Y
102	05 36 06.65	-06 32 17.1	21.33±0.14	18.02±0.01	16.08±0.01	16.08±0.02	14.02±0.01	SDSS	12.13±0.02	10.67±0.03	9.68±0.01	2MASS	4.2	Y	Y	Y
103	05 36 24.13	-06 31 49.4	20.51±0.11	18.62±0.01	17.29±0.01	15.78±0.01	14.97±0.01	SDSS	13.49±0.03	12.80±0.04	12.60±0.02	2MASS	0.0	Y	N	Y
104	05 37 05.76	-06 27 16.3	19.80±0.06	17.31±0.02	15.91±0.01	14.60±0.01	13.88±0.01	SDSS	12.45±0.02	11.79±0.03	11.55±0.02	2MASS	0.0	Y	N	N
105	05 36 58.98	-06 29 04.7	20.28±0.06	17.90±0.02	16.49±0.01	15.04±0.01	14.24±0.01	SDSS	12.62±0.02	11.88±0.03	11.65±0.03	2MASS	0.0	Y	Y	N
106	05 36 39.32	-06 30 10.9	20.89±0.12	18.74±0.02	17.46±0.01	15.76±0.01	14.85±0.02	SDSS	13.34±0.03	12.67±0.03	12.46±0.03	2MASS	0.0	Y	Y	Y
107	05 37 14.73	-06 35 15.7	...	19.15±0.02	17.76±0.02	15.97±0.02	15.03±0.01	SDSS	13.47±0.02	12.89±0.03	12.57±0.03	2MASS	0.0	Y	N	Y
108	05 36 41.33	-06 33 59.9	19.30±0.16	17.46±0.04	15.61±0.05	14.05±0.03	13.75±0.03	SDSS	11.08±0.03	10.15±0.04	9.52±0.03	2MASS	3.5	Y	Y	Y
109	05 37 36.44	-06 31 04.6	20.61±0.08	17.81±0.02	16.06±0.01	15.01±0.01	14.34±0.01	SDSS	12.81±0.02	11.97±0.03	11.73±0.03	2MASS	1.0	Y	N	Y
110	05 36 36.93	-06 33 24.0	17.33±0.08	16.48±0.01	15.14±0.01	14.50±0.01	13.77±0.01	SDSS	11.77±0.03	10.62±0.03	9.66±0.02	2MASS	4.5	Y	Y	N
111	05 36 30.45	-06 32 07.7	21.50±0.18	18.91±0.01	17.43±0.01	16.17±0.01	15.45±0.01	SDSS	14.03±0.03	13.39±0.03	13.21±0.03	2MASS	0.8	Y	N	Y
112	05 37 00.10	-06 33 27.3	17.98±0.04	17.23±0.02	12.77±0.01	12.13±0.01	12.85±0.01	SDSS	10.11±0.02	8.97±0.02	8.12±0.02	2MASS	3.6	Y	Y	Y
113	05 37 25.30	-06 33 12.2	16.66±0.04	14.37±0.01	13.40±0.01	12.97±0.01	12.62±0.01	SDSS	11.51±0.02	10.88±0.02	10.74±0.02	2MASS	0.7	Y	N	Y
114	05 37 51.56	-06 41 28.9	20.70±0.10	18.47±0.01	17.10±0.01	15.60±0.01	14.72±0.02	SDSS	13.18±0.02	12.54±0.03	12.33±0.03	2MASS	0.0	Y	N	Y
115	05 37 47.46	-06 36 29.7	23.64±0.76	19.57±0.03	17.17±0.01	15.82±0.03	14.87±0.01	SDSS	12.92±0.02	11.84±0.03	11.38±0.03	2MASS	3.2	Y	Y	N



Table 2 continued.

ID	RA (J2000)	DEC (J2000)	u' (mag)	g' (mag)	r' (mag)	i' (mag)	z' (mag)	INS1.	J (mag)	H (mag)	K <sub>s</sub> (mag)	INS2.	A <sub>v</sub> (mag)	Sp	IRE	Xray
116	05 37 42.77	-06 40 15.8	16.19±0.04	14.04±0.03	13.03±0.01	14.16±0.01	12.34±0.01	SDSS	11.19±0.02	10.52±0.02	10.40±0.02	2MASS	1.7	Y	N	Y
117	05 37 10.70	-06 35 27.9	18.13±0.04	15.54±0.01	14.14±0.01	13.34±0.01	12.74±0.01	SDSS	11.26±0.02	10.48±0.02	10.28±0.02	2MASS	0.9	Y	N	Y
118	05 37 32.44	-06 39 04.9	19.67±0.06	17.71±0.03	16.34±0.01	15.06±0.03	14.39±0.01	SDSS	12.97±0.02	12.28±0.02	12.07±0.03	2MASS	0.0	Y	Y	Y
119	05 36 53.25	-06 35 00.1	20.90±0.13	18.73±0.01	17.26±0.01	15.82±0.01	14.98±0.01	SDSS	13.42±0.03	12.77±0.03	12.55±0.03	2MASS	0.0	Y	N	Y
120	05 37 51.37	-06 39 51.3	16.14±0.07	13.85±0.01	12.90±0.01	12.50±0.01	12.22±0.02	SDSS	11.16±0.02	10.55±0.03	10.38±0.03	2MASS	2.2	Y	N	Y
121	05 36 51.88	-06 35 25.1	20.93±0.13	18.42±0.01	16.96±0.01	15.66±0.01	14.93±0.01	SDSS	13.52±0.03	12.84±0.03	12.65±0.03	2MASS	0.0	Y	N	N
122	05 37 10.81	-06 45 40.7	19.36±0.13	16.51±0.02	14.97±0.02	14.11±0.01	13.49±0.01	SDSS	11.97±0.02	11.25±0.03	11.04±0.03	2MASS	0.2	Y	N	Y
123	05 37 34.06	-06 44 02.1	21.03±0.10	18.85±0.03	17.43±0.01	15.84±0.03	14.98±0.01	SDSS	13.47±0.03	12.80±0.03	12.60±0.03	2MASS	0.0	Y	N	Y
124	05 37 38.98	-06 45 15.3	19.65±0.12	17.10±0.02	15.80±0.01	14.28±0.01	13.50±0.01	SDSS	12.07±0.02	11.44±0.02	11.23±0.03	2MASS	0.0	Y	N	Y
125	05 36 29.90	-06 38 22.2	19.23±0.08	16.81±0.01	15.43±0.01	14.50±0.01	13.90±0.01	SDSS	12.49±0.03	11.78±0.03	11.59±0.02	2MASS	0.3	Y	N	N
126	05 37 32.09	-06 47 05.5	23.42±0.60	20.35±0.03	18.06±0.02	16.42±0.01	15.38±0.01	SDSS	13.40±0.02	12.46±0.03	12.11±0.03	2MASS	1.7	Y	N	Y
127	05 37 22.85	-06 44 46.3	19.28±0.12	17.12±0.02	15.59±0.02	14.55±0.01	13.89±0.01	SDSS	12.58±0.02	11.68±0.02	11.52±0.02	2MASS	0.5	Y	Y	Y
128	05 36 31.51	-06 41 13.4	19.49±0.04	16.93±0.02	15.50±0.01	14.58±0.01	14.03±0.01	SDSS	12.72±0.03	12.02±0.03	11.83±0.02	2MASS	0.0	Y	N	Y
129	05 36 44.76	-06 44 28.3	21.01±0.11	18.75±0.02	17.36±0.01	15.95±0.01	15.20±0.01	SDSS	13.83±0.02	13.19±0.04	12.88±0.03	2MASS	0.0	Y	N	N
130	05 36 52.69	-06 43 08.2	22.78±0.49	20.85±0.04	18.07±0.02	16.34±0.01	15.19±0.01	SDSS	12.74±0.03	11.33±0.03	10.52±0.02	2MASS	4.4	Y	Y	N
131	05 36 32.42	-06 40 42.8	20.53±0.07	18.99±0.02	17.55±0.01	15.91±0.01	14.92±0.01	SDSS	13.37±0.03	12.67±0.03	12.40±0.02	2MASS	0.0	Y	Y	N
132	05 37 10.68	-06 47 11.9	21.80±0.21	19.41±0.02	18.04±0.02	16.43±0.01	15.56±0.01	SDSS	14.01±0.02	13.42±0.04	13.13±0.03	2MASS	0.0	Y	N	Y
133	05 36 32.81	-06 39 54.7	18.78±0.02	16.09±0.02	14.72±0.01	14.88±0.01	13.69±0.01	SDSS	12.51±0.03	11.81±0.03	11.60±0.02	2MASS	0.0	Y	N	Y
134	05 36 40.95	-06 41 17.6	22.25±0.31	19.79±0.03	18.00±0.02	16.03±0.01	14.87±0.01	SDSS	13.03±0.02	12.17±0.03	11.81±0.02	2MASS	0.4	Y	Y	N
135	05 37 05.90	-06 47 14.6	20.14±0.13	17.43±0.02	16.01±0.02	14.65±0.01	13.88±0.01	SDSS	12.46±0.02	11.91±0.03	11.58±0.03	2MASS	0.0	Y	N	Y
136	05 36 25.13	-06 44 41.7	22.18±0.26	19.54±0.03	17.03±0.01	15.52±0.01	14.27±0.01	SDSS	11.30±0.03	9.47±0.03	8.21±0.02	2MASS	6.8	Y	Y	N
137	05 36 40.70	-06 52 04.5	19.34±0.03	16.95±0.02	15.50±0.02	14.47±0.01	13.81±0.02	SDSS	12.34±0.03	11.61±0.03	11.40±0.02	2MASS	0.6	Y	N	Y
138	05 36 28.11	-06 44 32.5	20.63±0.10	18.43±0.02	16.76±0.01	15.53±0.01	14.78±0.01	SDSS	12.83±0.03	11.97±0.03	11.68±0.02	2MASS	0.3	Y	Y	N
139	05 36 21.41	-06 45 36.6	21.67±0.29	19.31±0.03	16.81±0.02	15.24±0.01	13.96±0.01	SDSS	10.85±0.02	9.27±0.03	8.16±0.01	2MASS	7.4	Y	Y	N
140	05 36 04.34	-06 34 38.8	21.03±0.11	18.22±0.01	16.82±0.01	15.52±0.02	14.81±0.01	SDSS	13.36±0.03	12.71±0.03	12.47±0.02	2MASS	0.0	Y	N	N
141	05 36 25.55	-06 51 28.1	21.96±0.24	19.53±0.02	18.06±0.02	16.26±0.01	15.29±0.02	SDSS	13.54±0.03	12.99±0.04	12.69±0.03	2MASS	0.0	Y	N	N
142	05 36 24.53	-06 52 34.0	20.83±0.09	19.36±0.02	17.91±0.02	16.15±0.01	15.13±0.02	SDSS	13.50±0.02	12.85±0.03	12.53±0.02	2MASS	0.7	Y	Y	N
143	05 36 40.76	-06 11 08.1	20.22±0.11	18.36±0.01	17.23±0.01	16.70±0.01	16.14±0.02	SDSS	15.01±0.04	13.89±0.04	12.83±0.02	2MASS	1.8	Y	Y	N
144	05 35 48.87	-06 12 07.8	16.00±0.05	14.31±0.01	14.88±0.01	12.68±0.01	12.37±0.01	SDSS	11.09±0.02	10.32±0.03	9.96±0.02	2MASS	0.9	Y	Y	Y
145	05 36 29.40	-06 15 44.5	20.96±0.11	18.60±0.02	17.14±0.01	15.63±0.01	14.70±0.01	SDSS	13.24±0.02	12.71±0.03	12.43±0.02	2MASS	0.0	Y	N	Y
146	05 35 51.31	-06 13 53.1	20.95±0.11	19.25±0.01	17.80±0.02	16.03±0.01	15.01±0.01	SDSS	13.21±0.02	12.57±0.03	12.26±0.02	2MASS	0.0	Y	Y	N
147	05 36 32.87	-06 12 37.4	18.84±0.06	16.37±0.02	14.94±0.01	14.61±0.01	13.32±0.01	SDSS	11.96±0.02	11.26±0.03	11.04±0.02	2MASS	0.2	Y	N	Y
148	05 35 48.59	-06 05 25.5	20.79±0.10	18.79±0.02	17.36±0.02	15.81±0.02	14.90±0.02	SDSS	13.38±0.02	12.81±0.03	12.50±0.02	2MASS	0.0	Y	N	N
149	05 35 52.03	-06 10 01.6	18.01±0.06	15.00±0.01	13.18±0.01	12.29±0.01	11.66±0.01	SDSS	9.73±0.03	8.62±0.05	8.01±0.02	2MASS	4.3	Y	Y	N
150	05 36 38.04	-06 24 25.0	21.49±0.36	18.91±0.04	17.48±0.02	16.04±0.01	15.20±0.01	SDSS	13.79±0.03	13.14±0.04	12.91±0.02	2MASS	0.0	Y	N	Y
151	05 37 10.85	-06 30 14.9	21.16±0.11	18.79±0.02	17.43±0.01	15.57±0.01	14.56±0.01	SDSS	12.91±0.02	12.28±0.03	12.01±0.03	2MASS	0.0	Y	N	Y
152	05 37 13.88	-06 18 13.1	20.50±0.06	18.48±0.01	17.10±0.02	15.58±0.01	14.67±0.02	SDSS	12.96±0.02	12.34±0.03	12.09±0.03	2MASS	0.0	Y	N	Y
153	05 36 17.69	-06 28 36.2	19.45±0.09	16.98±0.02	15.71±0.01	14.58±0.01	13.94±0.02	SDSS	12.46±0.02	11.81±0.03	11.63±0.02	2MASS	0.3	Y	N	Y
154	05 37 35.24	-06 28 21.5	20.73±0.08	18.21±0.02	16.81±0.01	15.44±0.01	14.70±0.01	SDSS	13.28±0.02	12.59±0.03	12.36±0.03	2MASS	0.0	Y	N	Y
155	05 36 50.23	-06 48 58.1	20.43±0.06	17.94±0.02	16.54±0.02	15.04±0.01	14.16±0.02	SDSS	12.64±0.03	12.02±0.03	11.74±0.02	2MASS	0.1	Y	N	Y
156	05 37 07.64	-06 52 57.8	18.92±0.12	16.39±0.02	15.12±0.01	14.18±0.01	13.54±0.01	SDSS	12.12±0.02	11.42±0.02	11.26±0.02	2MASS	0.3	Y	N	Y
157	05 36 10.86	-06 33 47.4	18.98±0.08	16.55±0.01	15.18±0.01	13.93±0.01	13.27±0.01	SDSS	11.78±0.02	11.10±0.03	10.88±0.02	2MASS	0.0	Y	N	Y
158	05 41 20.32	-08 15 23.0	...	17.64±0.01	16.21±0.01	15.08±0.01	14.43±0.01	LAICA	12.99±0.03	12.26±0.02	12.07±0.02	2MASS	0.0	Y	N	N
159	05 40 19.42	-08 14 16.3	...	18.53±0.01	16.92±0.01	16.04±0.01	15.32±0.01	LAICA	13.09±0.03	11.39±0.02	10.22±0.02	2MASS	6.2	Y	Y	N
160	05 41 00.10	-08 13 54.9	...	19.37±0.01	17.75±0.01	15.68±0.01	14.57±0.01	LAICA	12.71±0.02	12.04±0.02	11.74±0.02	2MASS	0.0	Y	N	N
161	05 39 27.98	-08 04 46.8	...	...	15.60±0.01	14.55±0.01	14.04±0.01	LAICA	12.60±0.02	11.97±0.02	11.77±0.02	2MASS	0.0	Y	N	N
162	05 39 26.00	-08 04 06.9	...	...	16.75±0.01	15.64±0.01	14.99±0.01	LAICA	13.07±0.02	12.18±0.02	11.60±0.02	2MASS	0.6	Y	Y	N
163	05 41 18.06	-08 07 34.8	...	19.38±0.01	17.85±0.01	16.26±0.01	15.42±0.01	LAICA	14.03±0.03	13.40±0.03	13.04±0.04	2MASS	0.0	Y	N	Y
164	05 40 28.75	-08 18 10.8	...	18.11±0.01	16.75±0.01	15.41±0.01	14.81±0.01	LAICA	13.28±0.02	12.59±0.03	12.40±0.03	2MASS	0.0	Y	N	N
165	05 41 14.04	-08 07 57.4	...	17.42±0.01	15.52±0.01	14.19±0.01	13.35±0.01	LAICA	11.68±0.02	10.69±0.02	10.31±0.02	2MASS	1.0	Y	Y	Y
166	05 40 19.85	-08 16 37.9	...	16.54±0.01	15.25±0.01	14.47±0.01	14.13±0.01	LAICA	12.96±0.02	12.30±0.03	12.15±0.03	2MASS	0.0	Y	N	N
167	05 40 17.37	-08 09 46.5	...	15.94±0.01	14.28±0.01	13.47±0.01	12.94±0.01	LAICA	11.15±0.02	10.28±0.03	10.00±0.02	2MASS	2.4	Y	N	N
168	05 40 24.96	-08 07 32.9	...	14.60±0.01	13.11±0.01	12.70±0.01	12.29±0.01	LAICA	10.57±0.02	9.63±0.02	8.92±0.02	2MASS	3.8	Y	Y	N
169	05 40 46.63	-08 07 12.9	...	20.37±0.01	18.03±0.01	16.40±0.01	15.08±0.01	LAICA	11.93±0.03	10.20±0.03	9.33±0.02	2MASS	8.3	Y	Y	Y
170	05 40 48.07	-08 05 58.5	...	13.72±0.01	12.52±0.01	12.01±0.01	11.70±0.01	LAICA	9.91±0.02	9.14±0.03	8.75±0.02	2MASS	2.4	Y	Y	Y
171	05 40 46.23	-08 05 24.4	...	14.70±0.01	13.02±0.01	12.41±0.01	12.02±0.01	LAICA	10.16±0.02	9.22±0.02	8.59±0.02	2MASS	4.3	Y	Y	N
172	05 40 46.40	-08 04 35.9	...	15.26±0.01	13.45±0.01	12.59±0.01	12.14±0.01	LAICA	10.36±0.02	9.39±0.02	9.10±0.02	2MASS	2.7	Y	Y	Y
173	05 39 43.84	-07 53 53.6	20.99±0.12	18.57±0.02	17.12±0.01	15.43±0.01	14.52±0.01	SDSS	12.90±0.02	12.21±0.02	11.99±0.03	2MASS	0.0	Y	N	N

Table 2 continued.

ID	RA (J2000)	DEC (J2000)	u' (mag)	g' (mag)	r' (mag)	i' (mag)	z' (mag)	INS1.	J (mag)	H (mag)	K <sub>s</sub> (mag)	INS2.	A <sub>v</sub> (mag)	Sp	IRE	Xray
174	05 40 14.08	-07 53 46.3	20.43±0.08	18.12±0.02	16.44±0.01	15.13±0.01	14.34±0.01	SDSS	12.73±0.02	11.89±0.03	11.64±0.02	2MASS	0.2	Y	Y	N
175	05 40 06.25	-07 47 44.3	19.21±0.06	17.77±0.02	16.26±0.03	15.16±0.01	14.46±0.01	SDSS	12.98±0.02	12.23±0.03	11.98±0.02	2MASS	0.0	Y	Y	Y
176	05 40 43.37	-07 57 52.8	...	13.27±0.01	12.59±0.01	12.49±0.01	12.47±0.01	LAICA	11.41±0.02	11.03±0.03	10.91±0.02	2MASS	0.6	Y	N	Y
177	05 40 51.99	-07 41 44.6	...	19.89±0.01	17.62±0.01	16.26±0.01	15.29±0.01	LAICA	13.13±0.02	12.00±0.03	11.59±0.02	2MASS	5.2	Y	N	Y
178	05 41 16.81	-07 42 59.8	...	16.01±0.01	14.65±0.01	...	13.08±0.01	LAICA	11.74±0.02	11.08±0.03	10.85±0.02	2MASS	0.0	Y	N	Y
179	05 41 04.62	-07 45 40.3	...	17.52±0.01	15.58±0.01	14.39±0.01	13.52±0.01	LAICA	11.63±0.02	10.67±0.03	10.30±0.02	2MASS	2.1	Y	Y	Y
180	05 41 06.29	-07 45 38.5	...	18.34±0.01	16.36±0.01	15.07±0.01	14.15±0.01	LAICA	12.15±0.02	11.25±0.02	10.87±0.02	2MASS	3.3	Y	N	Y
181	05 41 15.24	-07 52 11.1	...	15.21±0.01	14.01±0.01	13.68±0.01	13.46±0.01	LAICA	12.24±0.02	11.66±0.03	11.53±0.02	2MASS	0.0	Y	N	Y
182	05 41 33.22	-07 55 02.3	...	16.56±0.01	15.07±0.01	14.29±0.01	13.68±0.01	LAICA	12.21±0.02	11.17±0.02	10.53±0.02	2MASS	2.1	Y	Y	Y
183	05 41 31.30	-07 55 11.8	...	19.95±0.01	17.80±0.01	16.27±0.01	15.21±0.01	LAICA	12.95±0.02	11.73±0.02	11.27±0.02	2MASS	3.7	Y	N	Y
184	05 41 54.05	-07 49 53.2	...	17.72±0.01	16.08±0.01	14.55±0.01	14.09±0.01	LAICA	12.23±0.03	11.45±0.03	11.08±0.02	2MASS	0.5	Y	Y	Y
185	05 41 28.49	-08 02 11.9	...	18.41±0.01	17.05±0.01	15.69±0.01	14.93±0.01	LAICA	13.40±0.03	12.77±0.02	12.54±0.02	2MASS	0.0	Y	N	Y
186	05 42 20.92	-07 57 04.1	...	12.89±0.01	12.28±0.01	12.13±0.01	11.99±0.01	LAICA	11.02±0.02	10.63±0.02	10.59±0.02	2MASS	0.9	Y	N	Y
187	05 41 51.20	-07 59 34.6	...	19.18±0.01	17.56±0.01	16.15±0.01	15.31±0.01	LAICA	13.56±0.03	12.75±0.03	12.48±0.02	2MASS	0.3	Y	N	Y
188	05 42 07.51	-08 02 56.8	...	13.20±0.01	12.91±0.01	12.08±0.01	11.99±0.01	LAICA	10.90±0.02	10.44±0.02	10.34±0.02	2MASS	0.4	Y	N	Y
189	05 42 46.38	-07 59 57.4	...	19.05±0.01	17.32±0.01	16.05±0.01	15.10±0.01	LAICA	13.47±0.03	12.79±0.03	12.52±0.02	2MASS	0.0	Y	N	N
190	05 42 05.58	-08 01 05.3	...	18.80±0.01	17.07±0.01	15.77±0.01	14.97±0.01	LAICA	13.28±0.02	12.42±0.03	12.04±0.02	2MASS	0.4	Y	Y	Y
191	05 42 30.60	-07 59 53.8	...	18.70±0.01	17.11±0.01	15.69±0.01	15.63±0.01	LAICA	13.57±0.02	12.83±0.02	12.52±0.03	2MASS	0.0	Y	N	N
192	05 42 47.16	-08 05 56.9	...	19.48±0.01	17.45±0.01	16.14±0.01	15.24±0.01	LAICA	13.72±0.03	12.87±0.03	12.42±0.03	2MASS	0.3	Y	Y	N
193	05 42 12.39	-08 05 49.6	...	19.79±0.01	17.55±0.01	16.27±0.01	15.29±0.01	LAICA	13.12±0.02	11.92±0.02	11.45±0.02	2MASS	5.7	Y	N	Y
194	05 41 44.65	-08 04 38.4	...	19.13±0.01	17.17±0.01	15.97±0.01	15.14±0.01	LAICA	13.23±0.03	12.21±0.02	11.93±0.03	2MASS	2.5	Y	N	Y
195	05 43 01.74	-08 04 50.4	...	16.16±0.01	14.55±0.01	14.07±0.01	13.35±0.01	LAICA	11.97±0.02	10.96±0.03	10.43±0.02	2MASS	1.8	Y	Y	N
196	05 42 17.67	-08 03 42.5	...	15.73±0.01	14.55±0.01	13.92±0.01	13.42±0.01	LAICA	12.08±0.03	11.46±0.02	11.24±0.02	2MASS	0.3	Y	N	Y
197	05 42 40.06	-08 05 07.7	...	20.33±0.01	18.35±0.01	16.53±0.01	15.60±0.01	LAICA	13.87±0.05	13.12±0.05	12.85±0.04	2MASS	0.0	Y	Y	N
198	05 42 47.40	-08 04 05.3	...	19.98±0.01	17.95±0.01	16.38±0.01	15.50±0.01	LAICA	13.72±0.02	12.92±0.02	12.55±0.03	2MASS	0.0	Y	Y	Y
199	05 42 18.73	-08 04 11.6	...	18.97±0.01	17.20±0.01	15.89±0.01	15.08±0.01	LAICA	13.35±0.03	12.54±0.02	12.26±0.02	2MASS	0.4	Y	N	Y
200	05 42 27.50	-08 11 03.8	...	...	19.96±0.01	17.63±0.01	16.66±0.01	LAICA	14.68±0.03	13.95±0.03	13.49±0.04	2MASS	0.0	Y	Y	N
201	05 42 48.07	-08 08 42.9	...	19.87±0.01	18.00±0.01	16.44±0.01	15.37±0.01	LAICA	13.61±0.02	12.72±0.03	12.46±0.03	2MASS	0.1	Y	N	Y
202	05 42 49.78	-08 12 10.2	...	20.34±0.01	17.78±0.01	16.44±0.01	15.28±0.01	LAICA	13.06±0.02	11.93±0.02	11.56±0.02	2MASS	4.1	Y	Y	Y
203	05 42 59.11	-08 09 23.4	...	18.03±0.01	16.48±0.01	15.57±0.01	14.71±0.01	LAICA	13.02±0.02	12.05±0.02	11.51±0.02	2MASS	2.0	Y	Y	Y
204	05 42 30.12	-08 10 18.4	...	17.46±0.01	15.71±0.01	14.91±0.01	14.17±0.01	LAICA	12.67±0.02	11.88±0.02	11.63±0.02	2MASS	0.5	Y	N	Y
205	05 42 11.57	-08 08 05.2	...	14.69±0.01	13.46±0.01	12.77±0.01	13.05±0.01	LAICA	11.21±0.02	10.55±0.02	10.33±0.02	2MASS	2.8	Y	N	Y
206	05 41 53.64	-08 07 32.6	...	18.36±0.01	16.09±0.01	14.66±0.01	14.46±0.01	LAICA	11.83±0.02	10.76±0.03	10.39±0.02	2MASS	3.3	Y	N	Y
207	05 42 28.68	-08 09 12.4	...	17.10±0.01	15.32±0.01	14.38±0.01	13.50±0.01	LAICA	11.87±0.02	11.11±0.02	10.78±0.02	2MASS	3.4	Y	N	Y
208	05 43 08.46	-08 11 32.2	...	19.68±0.01	17.90±0.01	16.39±0.01	15.40±0.01	LAICA	14.64±0.03	13.41±0.02	12.63±0.02	2MASS	0.0	Y	Y	N
209	05 42 58.55	-08 18 51.8	...	19.71±0.01	17.69±0.01	16.12±0.01	15.00±0.01	LAICA	13.24±0.02	12.34±0.02	11.92±0.02	2MASS	1.5	Y	Y	Y
210	05 42 35.59	-08 15 01.9	...	18.87±0.01	16.95±0.01	15.72±0.01	14.67±0.01	LAICA	13.01±0.02	12.07±0.02	11.69±0.02	2MASS	2.8	Y	Y	Y
211	05 43 01.56	-08 18 15.4	...	...	18.01±0.01	16.44±0.01	15.37±0.01	LAICA	13.62±0.03	12.74±0.03	12.34±0.03	2MASS	0.0	Y	N	Y
212	05 42 32.91	-08 13 25.8	...	19.69±0.01	17.43±0.01	16.13±0.01	15.08±0.01	LAICA	13.22±0.02	12.23±0.02	11.89±0.02	2MASS	2.7	Y	N	Y
213	05 42 42.10	-08 15 15.3	...	19.74±0.01	17.89±0.01	16.64±0.01	15.52±0.01	LAICA	13.49±0.03	12.31±0.02	11.54±0.02	2MASS	1.5	Y	Y	N
214	05 42 59.17	-08 16 01.3	...	20.20±0.01	17.64±0.01	16.03±0.01	14.88±0.01	LAICA	12.83±0.03	11.72±0.03	11.32±0.03	2MASS	3.3	Y	N	N
215	05 42 45.55	-08 14 54.1	...	18.40±0.01	16.48±0.01	15.41±0.01	14.54±0.01	LAICA	12.81±0.02	11.91±0.02	11.70±0.02	2MASS	1.7	Y	N	Y
216	05 42 56.94	-08 22 50.3	...	18.62±0.01	16.77±0.01	15.39±0.01	15.38±0.01	LAICA	12.88±0.03	12.00±0.02	11.60±0.02	2MASS	1.9	Y	Y	Y
217	05 42 39.34	-08 26 28.2	...	17.56±0.01	15.57±0.01	14.57±0.01	14.04±0.01	LAICA	12.59±0.02	11.73±0.02	11.53±0.02	2MASS	0.9	Y	Y	Y
218	05 42 11.03	-08 14 41.9	...	19.76±0.01	17.53±0.01	16.20±0.01	15.47±0.01	LAICA	13.56±0.02	12.61±0.02	12.27±0.02	2MASS	1.7	Y	N	Y
219	05 42 37.69	-08 25 15.5	...	19.61±0.01	17.52±0.01	16.12±0.01	15.27±0.01	LAICA	13.30±0.03	12.32±0.02	11.80±0.02	2MASS	1.8	Y	Y	Y
220	05 42 19.26	-08 19 28.8	...	15.31±0.01	14.09±0.01	13.77±0.01	13.62±0.01	LAICA	12.42±0.03	11.83±0.02	11.69±0.02	2MASS	0.0	Y	N	Y
221	05 42 51.80	-08 24 45.0	...	18.19±0.01	16.49±0.01	15.09±0.01	14.51±0.01	LAICA	13.24±0.03	12.60±0.02	12.39±0.02	2MASS	0.0	Y	N	N
222	05 42 22.64	-08 23 55.8	...	18.58±0.01	16.81±0.01	15.59±0.01	14.83±0.01	LAICA	13.19±0.04	12.41±0.03	12.18±0.03	2MASS	1.0	Y	N	Y
223	05 42 08.61	-08 22 13.7	...	16.58±0.01	14.88±0.01	14.06±0.01	13.41±0.01	LAICA	11.88±0.02	11.10±0.02	10.84±0.02	2MASS	2.4	Y	N	N
224	05 41 25.85	-07 49 50.3	...	...	17.90±0.01	...	...	LAICA	12.62±0.03	11.20±0.02	10.55±0.02	2MASS	8.4	Y	Y	Y
225	05 42 29.13	-07 58 29.5	...	19.63±0.01	17.73±0.01	15.77±0.01	15.42±0.01	LAICA	12.95±0.02	12.14±0.02	11.78±0.02	2MASS	0.7	Y	Y	Y
226	05 41 51.37	-07 51 48.3	...	18.32±0.01	16.75±0.01	15.27±0.01	14.37±0.01	LAICA	12.66±0.03	11.94±0.02	11.63±0.02	2MASS	0.0	Y	Y	Y
227	05 42 25.66	-07 58 22.0	...	19.36±0.01	17.46±0.01	16.05±0.01	15.18±0.01	LAICA	13.41±0.02	12.62±0.02	12.29±0.03	2MASS	0.7	Y	N	Y
228	05 42 18.15	-07 58 49.9	...	17.18±0.01	15.61±0.01	14.76±0.01	14.15±0.01	LAICA	12.57±0.02	11.80±0.02	11.57±0.02	2MASS	0.8	Y	N	Y
229	05 42 14.30	-07 58 35.0	...	15.41±0.01	13.99±0.01	13.34±0.01	12.80±0.01	LAICA	11.73±0.02	10.62±0.02	9.89±0.02	2MASS	2.5	Y	Y	Y
230	05 42 31.47	-08 17 43.8	...	19.01±0.01	16.92±0.01	15.84±0.01	14.86±0.01	LAICA	13.04±0.02	12.06±0.02	11.75±0.02	2MASS	2.6	Y	N	Y
231	05 42 15.48	-08 06 24.3	...	16.88±0.01	15.05±0.01	13.85±0.01	13.79±0.01	LAICA	11.23±0.02	10.27±0.02	9.88±0.02	2MASS	5.1	Y	N	Y

Table 2 continued.

ID	RA (J2000)	DEC (J2000)	u' (mag)	g' (mag)	r' (mag)	i' (mag)	z' (mag)	INS1.	J (mag)	H (mag)	K <sub>s</sub> (mag)	INS2.	A <sub>v</sub> (mag)	Sp	IRE	Xray
232	05 42 53.59	-08 20 22.7	...	19.10±0.01	16.87±0.01	15.72±0.01	14.70±0.01	LAICA	12.80±0.02	11.77±0.02	11.35±0.02	2MASS	4.0	Y	Y	Y
233	05 42 49.07	-08 07 03.0	...	17.28±0.01	15.51±0.01	14.48±0.01	13.61±0.01	LAICA	12.03±0.02	11.24±0.02	10.94±0.02	2MASS	1.0	Y	N	Y
234	05 42 32.44	-08 07 24.0	...	18.95±0.01	16.64±0.01	15.41±0.01	14.35±0.01	LAICA	12.41±0.02	11.38±0.02	11.04±0.02	2MASS	2.7	Y	N	Y
235	05 42 58.31	-08 20 06.9	...	20.37±0.01	18.00±0.01	16.37±0.01	15.16±0.01	LAICA	13.16±0.02	12.15±0.02	11.73±0.02	2MASS	1.1	Y	N	Y
236	05 42 49.91	-08 08 19.2	...	16.48±0.01	15.02±0.01	14.45±0.01	13.82±0.01	LAICA	12.47±0.02	11.74±0.02	11.53±0.02	2MASS	1.7	Y	N	Y
237	05 40 18.52	-07 42 22.2	21.19±0.13	19.24±0.02	17.87±0.03	16.11±0.01	15.04±0.01	SDSS	13.41±0.02	12.75±0.03	12.45±0.03	2MASS	0.0	Y	N	Y
238	05 39 32.51	-07 31 29.0	15.61±0.05	13.73±0.02	13.00±0.01	12.78±0.01	12.66±0.01	SDSS	11.70±0.02	11.28±0.02	11.20±0.02	2MASS	0.4	Y	N	Y
239	05 39 40.93	-07 34 37.3	21.63±0.19	19.11±0.02	17.63±0.01	16.50±0.02	15.82±0.02	SDSS	14.39±0.03	13.82±0.04	13.57±0.05	2MASS	0.0	Y	N	N
240	05 38 23.48	-07 33 08.2	19.38±0.03	16.93±0.01	15.50±0.02	14.11±0.02	13.27±0.01	SDSS	11.76±0.02	11.04±0.02	10.78±0.02	2MASS	0.0	Y	N	N
241	05 38 35.19	-07 50 19.5	15.84±0.14	13.88±0.01	12.74±0.01	12.27±0.01	11.94±0.02	SDSS	10.70±0.02	9.97±0.02	9.71±0.02	2MASS	1.0	Y	Y	N
242	05 38 54.51	-07 27 51.6	23.24±0.77	20.42±0.03	17.64±0.01	16.04±0.02	14.80±0.01	SDSS	12.19±0.02	10.73±0.02	9.79±0.02	2MASS	6.7	Y	Y	N
243	05 38 36.62	-07 46 34.3	18.50±0.14	16.53±0.01	15.02±0.01	13.99±0.01	13.33±0.02	SDSS	11.85±0.02	11.05±0.02	10.72±0.02	2MASS	0.7	Y	Y	N
244	05 38 49.34	-07 29 52.8	18.37±0.02	15.83±0.02	14.46±0.01	13.48±0.01	12.99±0.02	SDSS	11.66±0.02	10.92±0.03	10.67±0.02	2MASS	0.0	Y	N	Y
245	05 38 04.03	-07 17 50.3	20.52±0.08	19.52±0.02	18.10±0.02	16.57±0.02	15.60±0.01	SDSS	13.74±0.03	12.97±0.03	12.60±0.03	2MASS	0.0	Y	Y	N
246	05 37 46.15	-07 28 59.1	21.64±0.16	19.02±0.02	17.69±0.02	15.90±0.02	14.92±0.02	SDSS	13.31±0.02	12.66±0.03	12.44±0.03	2MASS	0.0	Y	N	N
247	05 39 46.90	-07 43 17.7	22.24±0.23	19.01±0.02	17.43±0.03	15.59±0.01	14.58±0.01	SDSS	12.82±0.02	12.11±0.02	11.81±0.02	2MASS	0.0	Y	N	Y
248	05 40 02.65	-07 43 11.6	18.63±0.05	16.21±0.02	14.99±0.03	14.44±0.01	14.05±0.01	SDSS	12.94±0.02	12.24±0.03	12.09±0.03	2MASS	0.3	Y	N	Y
249	05 39 18.64	-07 27 50.6	20.32±0.07	17.54±0.02	15.59±0.01	13.93±0.01	13.32±0.01	SDSS	11.92±0.02	10.58±0.03	10.25±0.02	2MASS	0.4	Y	Y	Y
250	05 39 36.33	-07 43 51.0	17.14±0.05	16.38±0.02	14.92±0.03	14.34±0.01	13.71±0.01	SDSS	12.07±0.02	11.15±0.02	10.66±0.02	2MASS	1.4	Y	Y	N
251	05 39 14.86	-07 49 44.2	...	18.10±0.01	16.74±0.01	15.34±0.01	...	LAICA	12.81±0.02	12.13±0.02	11.86±0.03	2MASS	0.0	Y	Y	N
252	05 38 26.05	-07 37 59.1	18.69±0.12	17.18±0.01	15.54±0.02	14.37±0.01	13.55±0.02	SDSS	12.00±0.02	11.20±0.02	10.89±0.02	2MASS	0.0	Y	Y	N
253	05 37 53.26	-07 33 44.7	21.60±0.19	20.18±0.02	18.80±0.02	17.04±0.01	16.00±0.02	SDSS	14.35±0.04	13.80±0.04	13.41±0.05	2MASS	0.0	Y	Y	N
254	05 38 09.64	-07 33 28.4	18.74±0.12	16.31±0.01	14.79±0.02	13.58±0.01	12.95±0.02	SDSS	11.46±0.03	10.81±0.03	10.52±0.02	2MASS	0.0	Y	N	N
255	05 38 32.69	-07 30 52.1	20.69±0.07	18.45±0.01	17.06±0.03	15.40±0.02	14.47±0.01	SDSS	12.71±0.02	11.98±0.03	11.63±0.02	2MASS	0.0	Y	Y	N
256	05 37 38.02	-07 31 53.3	22.84±0.42	20.15±0.03	18.61±0.02	17.06±0.02	16.21±0.02	SDSS	14.78±0.04	14.21±0.05	13.88±0.06	2MASS	0.0	Y	N	N
257	05 37 50.94	-07 27 07.6	22.18±0.24	20.49±0.03	18.88±0.03	16.96±0.02	15.98±0.01	SDSS	14.34±0.03	13.79±0.04	13.53±0.05	2MASS	1.7	Y	N	N
258	05 37 37.01	-07 24 16.7	23.10±0.54	19.02±0.02	16.80±0.02	15.45±0.02	14.54±0.02	SDSS	13.27±0.02	11.90±0.02	11.08±0.02	2MASS	2.5	Y	Y	N
259	05 37 19.90	-07 18 57.7	19.26±0.03	18.85±0.02	17.48±0.02	15.85±0.02	14.67±0.02	SDSS	12.69±0.02	12.00±0.02	11.57±0.02	2MASS	1.2	Y	Y	N
260	05 38 04.18	-07 22 04.2	18.56±0.05	18.08±0.01	16.75±0.01	15.60±0.02	14.77±0.01	SDSS	13.18±0.02	12.30±0.03	11.79±0.02	2MASS	1.0	Y	Y	N
261	05 37 47.82	-07 11 38.0	21.04±0.10	19.12±0.02	17.64±0.02	15.93±0.02	15.03±0.02	SDSS	13.40±0.02	12.69±0.03	12.32±0.03	2MASS	0.2	Y	Y	N
262	05 38 23.21	-07 19 33.7	20.23±0.07	17.76±0.01	16.25±0.01	15.08±0.02	14.37±0.01	SDSS	12.96±0.02	12.17±0.02	11.95±0.03	2MASS	0.0	Y	N	N
263	05 37 49.82	-07 14 46.5	22.07±0.23	19.83±0.02	18.37±0.01	16.84±0.02	16.10±0.01	SDSS	14.64±0.03	14.07±0.04	13.71±0.05	2MASS	0.0	Y	N	N
264	05 38 52.38	-07 21 09.4	20.41±0.11	16.91±0.02	14.85±0.01	13.58±0.01	12.54±0.01	SDSS	10.24±0.02	8.87±0.02	8.03±0.03	2MASS	4.6	Y	Y	Y
265	05 38 00.84	-07 15 54.2	17.41±0.05	16.52±0.01	15.23±0.02	14.49±0.02	13.92±0.02	SDSS	11.83±0.02	11.03±0.02	10.69±0.03	2MASS	2.6	Y	Y	N
266	05 38 10.40	-07 09 29.3	21.63±0.18	18.70±0.02	16.83±0.01	15.62±0.02	14.79±0.01	SDSS	13.05±0.03	12.09±0.02	11.77±0.03	2MASS	1.7	Y	N	Y
267	05 38 50.03	-07 20 18.4	20.27±0.07	17.89±0.12	15.59±0.05	14.41±0.01	13.53±0.01	SDSS	11.51±0.03	10.29±0.02	9.47±0.02	2MASS	3.5	Y	Y	N
268	05 38 33.84	-07 17 02.8	18.00±0.05	15.49±0.01	14.09±0.01	13.08±0.01	12.51±0.01	SDSS	11.09±0.02	10.36±0.02	10.14±0.02	2MASS	0.1	Y	Y	Y
269	05 38 28.52	-07 10 00.1	22.03±0.56	18.04±0.02	15.60±0.01	14.10±0.02	12.98±0.01	SDSS	10.73±0.02	9.54±0.02	9.08±0.02	2MASS	5.2	Y	Y	Y
270	05 38 23.88	-07 07 38.6	18.04±0.01	16.02±0.02	14.70±0.01	13.93±0.02	13.38±0.01	SDSS	12.39±0.03	11.43±0.02	10.80±0.02	2MASS	1.5	Y	Y	N
271	05 38 36.64	-07 10 59.9	22.17±0.18	21.06±0.04	18.52±0.01	16.40±0.02	15.01±0.01	SDSS	12.60±0.03	11.37±0.03	10.73±0.02	2MASS	4.2	Y	Y	N
272	05 38 23.48	-07 04 44.4	20.69±0.09	18.62±0.02	17.26±0.03	15.41±0.05	14.42±0.01	SDSS	12.72±0.03	12.00±0.02	11.70±0.02	2MASS	0.0	Y	Y	N
273	05 38 25.89	-06 59 52.0	19.95±0.06	17.71±0.02	16.25±0.02	15.08±0.05	14.43±0.01	SDSS	13.08±0.02	12.38±0.03	12.18±0.03	2MASS	0.0	Y	N	Y
274	05 38 40.21	-06 56 53.0	...	21.07±0.04	18.69±0.02	17.01±0.01	15.78±0.01	SDSS	13.41±0.03	12.27±0.03	11.77±0.03	2MASS	2.3	Y	N	Y
275	05 38 30.60	-07 01 43.5	...	21.15±0.04	18.68±0.02	16.62±0.05	15.27±0.01	SDSS	12.94±0.02	11.77±0.02	11.30±0.02	2MASS	2.8	Y	N	N
276	05 38 40.11	-06 59 14.6	20.87±0.12	19.36±0.02	17.47±0.01	16.32±0.01	15.11±0.01	SDSS	12.84±0.02	11.55±0.02	10.65±0.02	2MASS	4.5	Y	Y	N
277	05 39 05.37	-07 11 05.1	22.56±0.43	20.66±0.05	17.98±0.02	16.45±0.02	15.10±0.01	SDSS	12.78±0.03	11.37±0.02	10.54±0.02	2MASS	3.3	Y	Y	Y
278	05 39 05.99	-06 55 47.2	20.66±0.10	18.86±0.02	17.48±0.01	15.93±0.01	15.08±0.01	SDSS	13.56±0.03	12.92±0.03	12.68±0.03	2MASS	0.0	Y	N	N
279	05 39 18.62	-07 00 08.3	15.59±0.06	13.34±0.01	12.28±0.01	11.76±0.01	11.41±0.01	SDSS	10.12±0.02	9.44±0.02	9.25±0.02	2MASS	1.4	Y	N	Y
280	05 39 36.38	-07 00 58.0	20.79±0.10	18.71±0.01	17.15±0.02	15.60±0.01	14.74±0.02	SDSS	13.14±0.02	12.48±0.02	12.18±0.03	2MASS	1.2	Y	Y	N
281	05 39 19.27	-07 06 43.9	20.70±0.09	18.25±0.05	16.90±0.02	15.31±0.02	14.46±0.01	SDSS	12.87±0.03	12.20±0.03	12.01±0.03	2MASS	0.0	Y	N	N
282	05 39 54.38	-07 09 25.7	21.95±0.24	19.92±0.02	18.05±0.02	15.91±0.03	14.65±0.02	SDSS	12.62±0.02	11.87±0.02	11.50±0.02	2MASS	2.5	Y	N	N
283	05 39 38.85	-07 10 35.9	19.21±0.06	16.34±0.01	14.66±0.02	13.89±0.01	13.36±0.01	SDSS	11.87±0.02	11.10±0.03	10.88±0.02	2MASS	1.2	Y	N	Y
284	05 39 45.38	-07 09 24.7	22.28±0.31	20.15±0.02	18.85±0.03	17.29±0.03	16.48±0.02	SDSS	15.03±0.04	14.31±0.05	13.89±0.06	2MASS	0.9	Y	N	N
285	05 39 53.44	-07 04 02.8	21.01±0.12	18.55±0.01	17.06±0.02	15.86±0.01	15.16±0.02	SDSS	13.79±0.03	13.16±0.03	12.90±0.03	2MASS	0.0	Y	N	N
286	05 39 32.73	-07 17 19.4	22.91±0.55	20.23±0.02	18.75±0.02	17.01±0.06	16.30±0.02	SDSS	14.75±0.04	14.20±0.05	13.97±0.07	2MASS	0.0	Y	N	N
287	05 40 09.78	-07 09 53.7	19.75±0.06	17.67±0.02	16.24±0.02	15.02±0.03	14.24±0.02	SDSS	12.76±0.02	12.05±0.02	11.81±0.02	2MASS	0.0	Y	Y	N
288	05 39 21.47	-07 23 29.9	22.48±0.40	19.86±0.03	17.76±0.01	15.64±0.02	14.39±0.01	SDSS	12.30±0.02	11.16±0.02	10.81±0.02	2MASS	3.1	Y	N	Y
289	05 40 27.32	-07 25 44.1	...	16.39±0.01	14.67±0.01	13.53±0.01	12.86±0.01	LAICA	11.23±0.02	10.42±0.02	10.09±0.02	2MASS	1.4	Y	N	N

Table 2 continued.

ID	RA (J2000)	DEC (J2000)	u' (mag)	g' (mag)	r' (mag)	i' (mag)	z' (mag)	INS1.	J (mag)	H (mag)	K <sub>s</sub> (mag)	INS2.	A <sub>v</sub> (mag)	Sp	IRE	Xray
290	05 40 20.39	-07 25 53.6	20.01±0.07	17.82±0.02	16.13±0.02	14.99±0.01	14.24±0.01	SDSS	12.67±0.02	11.85±0.03	11.59±0.03	2MASS	0.7	Y	Y	Y
291	05 40 19.21	-07 26 58.2	21.78±0.31	18.03±0.03	15.91±0.02	14.60±0.01	13.73±0.01	SDSS	11.95±0.02	10.98±0.02	10.67±0.02	2MASS	2.2	Y	N	Y
292	05 40 44.69	-07 38 04.4	...	...	12.16±0.01	...	12.05±0.01	LAICA	11.18±0.02	10.88±0.03	10.80±0.02	2MASS	0.2	Y	N	Y
293	05 39 41.86	-07 32 20.5	20.76±0.10	17.85±0.03	15.84±0.02	14.79±0.01	13.95±0.01	SDSS	12.14±0.02	11.15±0.02	10.78±0.02	2MASS	4.1	Y	N	Y
294	05 39 22.34	-07 26 44.5	18.61±0.04	17.03±0.02	15.00±0.01	13.47±0.01	12.77±0.01	SDSS	10.46±0.02	9.17±0.03	8.17±0.03	2MASS	6.0	Y	Y	Y
295	05 38 58.82	-06 59 10.5	...	20.77±0.04	18.41±0.02	16.50±0.01	15.24±0.01	SDSS	12.93±0.02	11.75±0.02	11.32±0.02	2MASS	2.3	Y	N	N
296	05 38 17.44	-07 09 39.4	...	20.30±0.03	17.78±0.01	15.86±0.02	14.66±0.01	SDSS	12.44±0.02	11.26±0.02	10.83±0.03	2MASS	2.7	Y	Y	N
297	05 38 09.16	-07 05 25.8	20.02±0.07	17.19±0.02	15.38±0.02	14.29±0.05	13.50±0.01	SDSS	11.48±0.02	10.52±0.02	10.10±0.02	2MASS	3.4	Y	Y	Y
298	05 38 54.93	-07 07 10.7	...	21.32±0.06	18.92±0.02	17.08±0.02	15.83±0.01	SDSS	13.61±0.03	12.53±0.03	12.04±0.02	2MASS	3.7	Y	Y	Y
299	05 35 58.33	-06 22 39.4	23.40±0.75	20.69±0.03	19.27±0.02	17.35±0.01	16.27±0.01	SDSS	14.66±0.03	14.09±0.04	13.75±0.04	2MASS	0.0	Y	N	Y
300	05 35 20.60	-06 17 49.7	26.36±0.49	22.12±0.08	19.45±0.02	17.51±0.01	16.16±0.01	SDSS	13.70±0.03	12.23±0.03	11.68±0.02	2MASS	5.1	Y	N	Y
301	05 35 22.39	-06 20 43.6	18.28±0.05	15.76±0.01	14.45±0.01	15.36±0.01	13.35±0.01	SDSS	12.06±0.02	11.37±0.03	11.19±0.02	2MASS	0.0	Y	N	Y
302	05 35 59.22	-06 16 30.1	9.28±0.01	8.40±0.01	11.42±0.01	11.63±0.01	9.07±0.01	SDSS	8.21±0.02	8.11±0.05	8.08±0.01	2MASS	1.4	Y	N	Y
303	05 36 44.94	-06 16 04.6	21.94±0.23	19.64±0.02	18.23±0.01	16.54±0.01	15.55±0.01	SDSS	13.98±0.03	13.38±0.04	13.12±0.03	2MASS	0.0	Y	N	Y
304	05 42 01.49	-08 06 52.5	...	20.19±0.01	18.20±0.01	16.00±0.01	15.51±0.01	LAICA	13.00±0.02	12.21±0.02	11.82±0.02	2MASS	0.9	Y	N	Y
305	05 42 30.40	-08 09 15.1	...	13.15±0.01	11.94±0.01	15.61±0.01	10.70±0.01	LAICA	9.33±0.02	8.74±0.03	8.49±0.02	2MASS	4.7	Y	N	Y
306	05 42 45.77	-08 05 15.0	...	11.27±0.01	...	10.73±0.01	...	LAICA	9.93±0.02	9.77±0.02	9.67±0.02	2MASS	1.5	Y	N	Y
307	05 42 51.53	-08 07 17.7	...	18.15±0.01	16.43±0.01	15.26±0.01	14.36±0.01	LAICA	12.79±0.02	12.00±0.02	11.76±0.02	2MASS	0.9	Y	N	Y
308	05 43 00.63	-08 08 40.8	...	16.17±0.01	14.81±0.01	14.28±0.01	13.64±0.01	LAICA	12.23±0.02	11.59±0.02	11.37±0.02	2MASS	0.7	Y	N	Y
309	05 41 10.17	-08 05 27.9	...	...	20.22±0.01	18.04±0.01	16.39±0.01	LAICA	12.91±0.02	11.13±0.03	10.28±0.02	2MASS	9.7	Y	N	Y
310	05 35 14.56	-06 15 12.7	22.57±0.50	19.05±0.02	16.93±0.02	15.50±0.01	14.53±0.02	SDSS	12.49±0.04	11.38±0.04	10.86±0.03	2MASS	2.3	Y	Y	Y
311	05 35 14.67	-06 15 07.3	...	21.91±0.14	19.83±0.16	17.66±0.09	16.15±0.05	SDSS	13.58±0.04	12.43±0.04	11.79±0.02	2MASS	2.6	Y	Y	N
312	05 35 14.72	-06 13 39.9	21.89±0.20	20.14±0.03	18.29±0.02	16.02±0.01	14.70±0.02	SDSS	12.67±0.03	11.85±0.03	11.49±0.02	2MASS	0.8	Y	N	Y
313	05 35 15.83	-06 24 45.7	21.19±0.12	19.19±0.02	17.80±0.02	15.99±0.01	15.02±0.01	SDSS	13.42±0.02	12.84±0.03	12.55±0.02	2MASS	0.0	Y	N	Y
314	05 35 17.80	-06 24 38.4	17.83±0.05	15.83±0.01	14.44±0.01	17.06±0.19	13.02±0.01	SDSS	11.31±0.02	10.52±0.03	10.22±0.02	2MASS	0.3	Y	Y	Y
315	05 35 18.26	-06 24 30.3	22.24±0.29	19.93±0.02	18.54±0.01	16.54±0.01	15.41±0.01	SDSS	13.69±0.03	13.11±0.03	12.80±0.03	2MASS	0.0	Y	N	N
316	05 35 18.95	-06 27 25.6	20.52±0.08	18.54±0.01	17.16±0.01	15.58±0.02	14.68±0.01	SDSS	13.14±0.03	12.39±0.03	11.89±0.02	2MASS	0.0	Y	Y	Y
317	05 35 19.34	-06 24 14.5	19.86±0.07	17.22±0.01	15.81±0.01	14.80±0.01	14.20±0.01	SDSS	12.82±0.02	12.11±0.03	11.92±0.02	2MASS	0.0	Y	N	Y
318	05 35 21.77	-06 18 51.2	21.11±0.13	19.02±0.01	17.64±0.01	15.90±0.01	15.06±0.01	SDSS	13.52±0.03	12.87±0.03	12.54±0.02	2MASS	0.0	Y	Y	N
319	05 35 24.45	-06 27 47.2	22.42±0.35	19.80±0.02	18.29±0.01	16.79±0.02	15.97±0.01	SDSS	14.52±0.03	13.97±0.05	13.73±0.04	2MASS	0.0	Y	N	N
320	05 35 24.49	-06 28 40.5	21.32±0.14	19.00±0.01	17.60±0.01	15.81±0.02	14.80±0.01	SDSS	13.23±0.03	12.52±0.03	12.28±0.02	2MASS	0.0	Y	N	Y
321	05 35 25.70	-06 23 18.9	20.12±0.07	17.62±0.01	16.21±0.01	15.01±0.01	14.20±0.01	SDSS	12.73±0.03	12.01±0.03	11.82±0.02	2MASS	0.0	Y	N	Y
322	05 35 26.59	-06 15 32.8	20.96±0.14	18.24±0.04	16.84±0.04	15.43±0.04	14.65±0.03	SDSS	13.17±0.03	12.45±0.08	12.22±0.06	2MASS	0.0	Y	N	Y
323	05 35 26.80	-06 15 34.4	20.86±0.11	18.25±0.02	16.87±0.05	15.46±0.05	14.72±0.05	SDSS	13.19±0.07	12.51±0.04	12.29±0.03	2MASS	0.0	Y	N	N
324	05 35 26.83	-06 26 47.6	18.07±0.04	15.56±0.01	14.42±0.01	13.67±0.01	13.28±0.01	SDSS	12.07±0.02	11.36±0.03	11.18±0.02	2MASS	0.0	Y	N	Y
325	05 35 26.96	-06 27 13.0	22.20±0.28	19.84±0.02	18.48±0.01	16.79±0.02	15.87±0.01	SDSS	14.33±0.03	13.77±0.03	13.50±0.03	2MASS	0.0	Y	N	N
326	05 35 27.17	-06 19 42.0	18.76±0.05	16.28±0.01	14.86±0.01	13.75±0.01	13.03±0.01	SDSS	11.29±0.02	10.49±0.03	10.14±0.02	2MASS	0.6	Y	Y	Y
327	05 35 27.35	-06 19 31.3	...	...	...	18.25±0.24	...	SDSS	15.91±0.08	14.70±0.07	13.94±0.04	2MASS	1.1	Y	Y	N
328	05 35 28.28	-06 22 29.3	22.42±0.34	21.85±0.06	20.26±0.03	18.23±0.01	17.01±0.01	SDSS	15.30±0.05	14.73±0.06	14.47±0.06	2MASS	0.0	Y	N	N
329	05 35 29.46	-06 16 26.6	22.24±0.31	18.53±0.02	16.54±0.02	15.03±0.04	14.15±0.04	SDSS	12.38±0.02	11.42±0.03	10.95±0.02	2MASS	1.1	Y	Y	N
330	05 35 30.41	-06 27 07.2	...	21.37±0.05	20.02±0.03	18.13±0.02	17.04±0.02	SDSS	15.32±0.04	14.84±0.08	14.58±0.08	2MASS	0.0	Y	N	N
331	05 35 31.05	-06 45 18.1	17.60±0.04	16.46±0.02	15.22±0.02	13.98±0.01	13.18±0.01	SDSS	11.55±0.02	10.85±0.03	10.52±0.02	2MASS	0.0	Y	Y	N
332	05 35 31.49	-06 14 18.9	20.14±0.08	17.79±0.01	16.38±0.02	15.18±0.01	14.52±0.01	SDSS	13.04±0.02	12.39±0.03	12.21±0.02	2MASS	0.0	Y	N	Y
333	05 35 31.89	-06 36 25.5	21.71±0.18	20.34±0.03	18.76±0.02	16.87±0.02	15.71±0.01	SDSS	14.11±0.02	13.19±0.03	12.48±0.02	2MASS	0.0	Y	Y	N
334	05 35 33.93	-06 14 32.8	20.05±0.07	18.56±0.01	17.13±0.02	15.50±0.01	14.50±0.01	SDSS	12.75±0.02	12.11±0.03	11.81±0.02	2MASS	0.0	Y	Y	N
335	05 35 34.17	-06 22 57.8	20.19±0.07	17.68±0.01	16.26±0.01	15.14±0.01	14.51±0.01	SDSS	13.17±0.02	12.47±0.03	12.23±0.02	2MASS	0.0	Y	N	Y
336	05 35 34.34	-06 24 22.8	22.60±0.88	20.87±0.03	19.40±0.02	17.53±0.01	16.47±0.01	SDSS	14.82±0.04	14.24±0.05	13.90±0.05	2MASS	0.0	Y	Y	Y
337	05 35 38.59	-06 23 43.1	20.68±0.09	18.44±0.01	17.05±0.02	15.64±0.01	14.87±0.02	SDSS	13.41±0.03	12.75±0.03	12.47±0.02	2MASS	0.0	Y	N	N
338	05 35 40.83	-06 18 06.7	20.32±0.08	17.76±0.01	16.35±0.01	15.20±0.01	14.55±0.01	SDSS	13.16±0.02	12.46±0.03	12.21±0.02	2MASS	0.0	Y	N	Y
339	05 35 41.02	-06 22 45.4	17.76±0.05	15.76±0.01	15.25±0.01	17.13±0.05	12.60±0.01	SDSS	10.91±0.02	10.07±0.03	9.70±0.02	2MASS	1.0	Y	Y	Y
340	05 35 41.65	-06 25 19.2	...	22.68±0.12	21.42±0.11	18.77±0.02	17.33±0.02	SDSS	...	14.85±0.09	14.60±0.10	2MASS	0.5	Y	N	N
341	05 35 42.09	-06 16 20.8	22.88±0.44	21.68±0.06	20.24±0.03	18.22±0.01	17.01±0.01	SDSS	15.12±0.05	14.52±0.08	14.15±0.05	2MASS	0.0	Y	Y	N
342	05 35 42.84	-06 21 44.6	19.84±0.06	17.33±0.01	15.91±0.01	14.93±0.01	14.25±0.01	SDSS	12.98±0.02	12.25±0.03	11.96±0.02	2MASS	0.0	Y	Y	Y
343	05 35 42.76	-06 34 51.9	16.29±0.03	15.73±0.01	14.61±0.01	14.14±0.01	13.64±0.01	SDSS	12.37±0.02	11.58±0.03	11.16±0.02	2MASS	0.0	Y	Y	N
344	05 35 43.37	-06 22 19.6	20.41±0.10	18.68±0.01	16.93±0.01	15.19±0.01	14.04±0.01	SDSS	12.10±0.02	11.21±0.03	10.67±0.02	2MASS	2.9	Y	Y	Y
345	05 35 44.18	-06 28 16.4	20.67±0.09	20.17±0.02	18.80±0.01	17.05±0.02	15.87±0.01	SDSS	14.12±0.03	13.61±0.04	13.15±0.03	2MASS	1.2	Y	Y	N
346	05 35 44.27	-06 26 39.5	23.34±0.71	21.59±0.05	20.13±0.02	17.91±0.02	16.56±0.01	SDSS	14.76±0.04	14.23±0.05	13.83±0.04	2MASS	0.0	Y	N	N
347	05 35 47.65	-06 21 36.1	17.47±0.05	17.55±0.01	16.49±0.01	15.50±0.01	14.38±0.01	SDSS	12.58±0.02	11.91±0.03	11.39±0.02	2MASS	0.0	Y	Y	Y



Table 2 continued.

ID	RA (J2000)	DEC (J2000)	u' (mag)	g' (mag)	r' (mag)	i' (mag)	z' (mag)	INS1.	J (mag)	H (mag)	K <sub>s</sub> (mag)	INS2.	A <sub>v</sub> (mag)	Sp	IRE	Xray
348	05 35 48.28	-06 17 59.4	19.73±0.06	17.46±0.01	16.09±0.01	15.02±0.01	14.24±0.01	SDSS	12.80±0.02	12.10±0.03	11.90±0.02	2MASS	0.3	Y	N	N
349	05 35 48.39	-06 17 36.2	20.57±0.09	18.20±0.01	16.81±0.01	15.33±0.01	14.50±0.01	SDSS	13.01±0.02	12.35±0.03	12.11±0.02	2MASS	0.0	Y	N	Y
350	05 35 57.31	-06 15 37.7	17.96±0.05	17.22±0.01	16.01±0.02	14.99±0.01	14.26±0.01	SDSS	12.62±0.02	11.90±0.03	11.45±0.02	2MASS	0.0	Y	Y	Y
351	05 35 57.45	-06 42 41.9	16.57±0.02	14.60±0.02	13.38±0.01	12.77±0.01	12.36±0.01	SDSS	10.96±0.03	10.14±0.03	9.65±0.02	2MASS	2.0	Y	Y	N
352	05 35 57.45	-06 16 35.0	19.18±0.06	16.25±0.05	14.84±0.02	17.07±0.32	12.96±0.01	SDSS	11.62±0.02	11.00±0.03	10.82±0.02	2MASS	0.0	Y	N	Y
353	05 35 57.85	-06 23 44.4	21.45±0.19	19.14±0.03	17.78±0.04	16.05±0.04	15.12±0.04	SDSS	12.84±0.03	12.30±0.04	12.01±0.03	2MASS	0.0	Y	Y	Y
354	05 35 58.10	-06 14 50.9	23.00±0.98	19.05±0.01	17.72±0.02	15.97±0.01	15.01±0.01	SDSS	13.29±0.02	12.69±0.03	12.42±0.02	2MASS	0.0	Y	N	N
355	05 35 58.26	-06 14 04.6	21.83±0.22	18.37±0.01	16.75±0.02	15.44±0.01	14.71±0.01	SDSS	14.98±0.04	13.68±0.05	12.91±0.02	2MASS	4.2	Y	Y	N
356	05 35 59.75	-06 16 06.4	16.20±0.05	14.21±0.02	16.62±0.34	16.86±0.15	12.09±0.01	SDSS	10.55±0.02	9.89±0.03	9.54±0.02	2MASS	0.0	Y	Y	Y
357	05 36 00.18	-06 42 33.9	16.09±0.02	14.36±0.02	13.17±0.01	17.20±0.50	12.31±0.01	SDSS	10.94±0.03	10.05±0.03	9.48±0.02	2MASS	2.2	Y	Y	N
358	05 36 01.09	-06 25 07.7	20.29±0.08	18.06±0.01	16.67±0.01	15.28±0.01	14.50±0.01	SDSS	12.98±0.02	12.28±0.03	12.10±0.02	2MASS	0.0	Y	Y	N
359	05 36 01.10	-06 15 31.4	16.55±0.05	15.84±0.01	14.81±0.02	17.38±0.04	13.55±0.01	SDSS	12.18±0.02	11.44±0.03	11.05±0.02	2MASS	0.3	Y	Y	Y
360	05 36 01.66	-06 42 36.2	21.71±0.18	19.98±0.02	18.43±0.02	16.47±0.02	15.26±0.01	SDSS	13.35±0.03	12.74±0.03	12.33±0.02	2MASS	0.1	Y	Y	N
361	05 36 05.08	-06 29 32.2	16.40±0.03	14.50±0.01	13.38±0.01	12.85±0.01	12.47±0.01	SDSS	12.37±0.02	11.27±0.03	10.49±0.02	2MASS	0.0	Y	Y	Y
362	05 36 06.93	-06 18 53.4	19.55±0.08	17.04±0.01	15.65±0.01	17.20±0.12	13.11±0.01	SDSS	11.50±0.02	10.81±0.03	10.53±0.02	2MASS	0.0	Y	N	Y
363	05 36 08.29	-06 48 36.3	19.28±0.03	17.31±0.02	15.80±0.02	14.55±0.01	13.73±0.02	SDSS	12.08±0.02	11.13±0.03	10.63±0.02	2MASS	1.7	Y	Y	N
364	05 36 08.34	-06 24 37.9	...	19.22±0.02	17.76±0.01	15.69±0.01	14.46±0.02	SDSS	12.70±0.02	12.08±0.03	11.74±0.02	2MASS	0.0	Y	Y	Y
365	05 36 08.57	-06 40 33.6	22.23±0.31	21.53±0.06	20.13±0.03	17.71±0.02	16.25±0.02	SDSS	14.43±0.03	13.84±0.04	13.53±0.03	2MASS	0.0	Y	N	N
366	05 36 09.35	-06 17 10.8	19.08±0.06	16.60±0.02	15.16±0.01	14.07±0.01	13.43±0.01	SDSS	12.03±0.02	11.31±0.03	11.12±0.02	2MASS	0.0	Y	N	Y
367	05 36 09.49	-06 18 36.3	18.44±0.06	15.97±0.02	14.62±0.01	13.68±0.01	13.12±0.01	SDSS	11.75±0.02	11.04±0.03	10.91±0.02	2MASS	0.0	Y	N	Y
368	05 36 09.52	-06 24 33.7	20.73±0.18	20.38±0.06	18.90±0.02	17.32±0.01	16.28±0.02	SDSS	14.64±0.03	14.08±0.05	13.74±0.03	2MASS	0.0	Y	Y	N
369	05 36 10.19	-06 18 54.8	25.57±0.95	20.53±0.03	18.34±0.01	17.12±0.01	16.21±0.01	SDSS	14.30±0.03	13.29±0.03	12.96±0.02	2MASS	3.1	Y	N	N
370	05 36 10.44	-06 20 01.5	16.89±0.05	14.68±0.02	13.62±0.01	13.17±0.01	12.86±0.01	SDSS	11.66±0.02	11.07±0.03	10.91±0.02	2MASS	0.9	Y	N	Y
371	05 36 11.12	-06 18 14.1	22.23±0.30	21.30±0.05	19.79±0.02	17.70±0.01	16.39±0.01	SDSS	14.64±0.04	14.07±0.05	13.79±0.04	2MASS	0.0	Y	N	N
372	05 36 11.31	-06 16 56.0	21.51±0.19	20.52±0.03	19.04±0.02	17.03±0.02	15.76±0.03	SDSS	13.99±0.02	13.41±0.03	13.11±0.03	2MASS	0.0	Y	Y	N
373	05 36 11.46	-06 22 22.1	...	21.21±0.12	18.57±0.01	16.81±0.01	15.38±0.02	SDSS	12.69±0.04	11.25±0.04	10.43±0.03	2MASS	6.3	Y	Y	Y
374	05 36 11.67	-06 24 58.4	...	20.79±0.08	19.34±0.02	17.40±0.01	16.30±0.02	SDSS	14.75±0.03	14.04±0.04	13.83±0.04	2MASS	0.0	Y	Y	N
375	05 36 12.61	-06 23 39.6	19.70±0.07	18.89±0.02	17.26±0.01	15.70±0.01	14.65±0.02	SDSS	12.74±0.03	11.80±0.04	11.36±0.03	2MASS	0.4	Y	Y	N
376	05 36 12.97	-06 23 33.0	...	18.72±0.23	16.40±0.05	14.79±0.02	13.68±0.03	SDSS	11.48±0.03	10.47±0.05	10.04±0.04	2MASS	3.5	Y	Y	Y
377	05 36 13.45	-06 43 55.1	22.11±0.71	22.92±0.18	21.37±0.07	20.41±0.05	19.51±0.08	SDSS	17.20±0.22	16.25±0.22	15.87±0.23	2MASS	1.8	Y	?	N
378	05 36 14.76	-06 13 16.9	17.74±0.05	16.66±0.02	15.39±0.01	14.53±0.01	13.91±0.01	SDSS	12.47±0.02	11.74±0.03	11.50±0.02	2MASS	0.2	Y	Y	Y
379	05 36 15.07	-06 17 36.9	16.62±0.05	14.45±0.02	15.32±0.14	...	12.36±0.01	SDSS	11.19±0.02	10.42±0.03	9.99±0.02	2MASS	1.6	Y	Y	Y
380	05 36 15.60	-06 27 20.0	21.05±0.23	18.64±0.02	17.27±0.01	15.82±0.01	15.09±0.02	SDSS	13.65±0.02	13.00±0.03	12.80±0.04	2MASS	0.0	Y	N	Y
381	05 36 15.84	-06 14 50.7	19.23±0.06	17.55±0.02	16.10±0.01	15.08±0.01	14.36±0.01	SDSS	13.01±0.02	12.29±0.03	12.08±0.02	2MASS	0.0	Y	Y	Y
382	05 36 17.11	-06 28 20.2	23.59±0.95	22.67±0.14	21.02±0.05	18.88±0.02	17.57±0.02	SDSS	15.51±0.05	14.69±0.06	14.29±0.05	2MASS	1.0	Y	Y	N
383	05 36 17.23	-06 17 24.5	20.23±0.08	18.13±0.02	16.68±0.01	14.99±0.01	13.91±0.01	SDSS	12.22±0.02	11.60±0.03	11.32±0.02	2MASS	0.0	Y	Y	Y
384	05 36 18.48	-06 20 38.7	18.77±0.06	16.51±0.02	15.21±0.01	14.31±0.01	13.65±0.01	SDSS	12.21±0.02	11.43±0.03	11.10±0.02	2MASS	0.6	Y	Y	Y
385	05 36 18.88	-06 22 04.2	20.98±0.23	18.47±0.04	16.95±0.02	15.80±0.01	15.11±0.01	SDSS	13.70±0.03	13.03±0.05	12.78±0.06	2MASS	0.0	Y	?	Y
386	05 36 19.09	-06 22 50.6	...	21.56±0.16	20.09±0.04	17.94±0.01	16.65±0.01	SDSS	14.90±0.03	14.28±0.05	13.95±0.04	2MASS	0.0	Y	N	Y
387	05 36 19.38	-06 25 51.3	20.94±0.22	19.71±0.05	18.04±0.02	16.20±0.01	14.82±0.01	SDSS	13.17±0.02	12.36±0.03	11.80±0.01	2MASS	0.4	Y	Y	N
388	05 36 21.10	-06 17 17.3	20.59±0.09	18.45±0.02	17.03±0.01	15.36±0.01	14.33±0.01	SDSS	12.77±0.02	12.18±0.03	11.94±0.02	2MASS	0.0	Y	N	Y
389	05 36 21.16	-06 26 56.9	...	...	18.75±0.32	16.96±0.09	15.98±0.15	SDSS	14.61±0.04	13.97±0.05	13.52±0.04	2MASS	0.0	Y	Y	N
390	05 36 21.57	-06 22 52.4	...	22.84±0.50	22.42±0.30	20.24±0.05	18.16±0.03	SDSS	14.45±0.03	12.29±0.03	10.97±0.02	2MASS	9.5	Y	Y	N
391	05 36 21.88	-06 23 29.9	...	...	22.00±0.22	19.05±0.02	16.83±0.01	SDSS	13.44±0.03	11.58±0.03	10.45±0.02	2MASS	10.2	Y	Y	N
392	05 36 21.96	-06 41 42.0	21.42±0.19	18.72±0.03	17.33±0.02	15.46±0.01	14.46±0.01	SDSS	12.87±0.03	12.22±0.03	11.91±0.02	2MASS	0.0	Y	Y	N
393	05 36 22.47	-06 23 44.8	...	22.44±0.35	19.49±0.03	17.99±0.01	16.50±0.01	SDSS	13.91±0.02	12.46±0.03	11.58±0.02	2MASS	6.0	Y	Y	N
394	05 36 23.26	-06 19 37.5	22.88±0.51	21.30±0.05	20.00±0.02	18.68±0.02	17.85±0.02	SDSS	13.21±0.02	12.57±0.03	12.37±0.02	2MASS	1.2	Y	N	Y
395	05 36 24.48	-06 22 23.2	22.36±0.78	21.24±0.12	18.94±0.02	16.70±0.01	15.20±0.01	SDSS	12.75±0.02	11.52±0.03	11.08±0.02	2MASS	2.5	Y	Y	Y
396	05 36 25.28	-06 23 07.2	...	20.99±0.10	19.56±0.03	17.59±0.01	16.44±0.01	SDSS	14.73±0.03	14.15±0.05	13.95±0.05	2MASS	0.0	Y	N	Y
397	05 36 25.41	-06 24 31.2	22.11±0.62	20.49±0.07	19.02±0.02	16.92±0.01	15.69±0.01	SDSS	13.98±0.03	13.32±0.03	13.02±0.02	2MASS	0.0	Y	N	Y
398	05 36 26.08	-06 26 15.5	...	...	...	18.61±0.40	18.18±0.03	SDSS	14.22±0.02	13.49±0.03	13.00±0.03	2MASS	2.9	Y	N	N
399	05 36 26.83	-06 24 57.5	21.42±0.29	18.95±0.04	17.52±0.02	15.81±0.01	14.75±0.01	SDSS	13.17±0.03	12.59±0.03	12.28±0.02	2MASS	0.0	Y	N	Y
400	05 36 27.01	-06 21 07.6	23.12±0.61	20.14±0.02	18.76±0.01	17.59±0.01	16.85±0.02	SDSS	15.55±0.06	15.02±0.09	14.56±0.07	2MASS	0.0	Y	N	N
401	05 36 27.89	-06 25 36.0	19.75±0.08	18.09±0.04	16.69±0.04	15.30±0.01	14.43±0.02	SDSS	12.93±0.03	12.31±0.03	12.04±0.02	2MASS	0.1	Y	Y	Y
402	05 36 29.06	-06 38 40.7	20.08±0.09	19.46±0.02	18.35±0.01	16.91±0.01	15.83±0.02	SDSS	14.27±0.03	13.48±0.03	12.96±0.03	2MASS	0.0	Y	Y	N
403	05 36 29.59	-06 38 50.4	21.31±0.16	19.27±0.02	17.88±0.01	16.23±0.01	15.24±0.01	SDSS	13.79±0.03	13.07±0.03	12.86±0.03	2MASS	0.0	Y	N	N
404	05 36 30.10	-06 23 10.2	19.04±0.05	17.30±0.04	15.64±0.02	14.78±0.01	14.14±0.01	SDSS	12.17±0.03	11.04±0.03	10.32±0.02	2MASS	0.9	Y	Y	N
405	05 36 30.23	-06 42 46.1	...	23.88±0.40	20.44±0.04	18.33±0.02	16.72±0.02	SDSS	13.42±0.03	11.94±0.03	11.26±0.02	2MASS	6.5	Y	Y	N

Table 2 continued.

ID	RA (J2000)	DEC (J2000)	u' (mag)	g' (mag)	r' (mag)	i' (mag)	z' (mag)	INS1.	J (mag)	H (mag)	K <sub>s</sub> (mag)	INS2.	A <sub>v</sub> (mag)	Sp	IRE	Xray
406	05 36 30.50	-06 23 56.6	...	21.41±0.14	19.84±0.04	17.89±0.01	16.71±0.01	SDSS	15.07±0.04	14.49±0.05	14.18±0.05	2MASS	0.0	Y	Y	N
407	05 36 30.52	-06 42 03.2	...	21.36±0.05	20.00±0.03	17.89±0.02	16.76±0.02	SDSS	15.15±0.04	14.49±0.05	14.20±0.05	2MASS	0.0	Y	N	N
408	05 36 30.96	-06 52 41.0	21.47±0.16	21.08±0.04	19.84±0.03	19.44±0.02	18.55±0.04	SDSS	16.45±0.11	15.50±0.10	15.00±0.10	2MASS	1.7	Y	Y	N
409	05 36 31.84	-06 23 23.1	...	21.30±0.13	19.60±0.03	17.63±0.01	16.50±0.01	SDSS	14.94±0.04	14.30±0.04	13.85±0.05	2MASS	0.0	Y	Y	N
410	05 36 32.89	-06 44 20.9	22.64±0.71	21.54±0.06	18.89±0.02	17.10±0.02	15.68±0.02	SDSS	13.03±0.03	11.53±0.03	10.68±0.02	2MASS	4.8	Y	Y	N
411	05 36 35.23	-06 50 12.2	23.24±0.70	20.93±0.04	19.45±0.02	17.31±0.01	16.03±0.02	SDSS	14.30±0.03	13.72±0.03	13.41±0.03	2MASS	0.0	Y	N	N
412	05 36 35.76	-06 42 49.9	23.37±0.89	21.00±0.04	18.66±0.02	16.86±0.01	15.66±0.01	SDSS	13.58±0.03	12.44±0.03	11.94±0.02	2MASS	2.5	Y	Y	N
413	05 36 40.69	-06 30 09.3	17.68±0.08	15.33±0.02	14.12±0.01	15.86±0.01	13.07±0.02	SDSS	11.98±0.03	11.28±0.03	10.94±0.02	2MASS	0.0	Y	Y	Y
414	05 36 41.98	-06 20 45.4	23.52±0.80	20.86±0.09	19.39±0.06	17.40±0.04	16.26±0.04	SDSS	14.09±0.04	13.53±0.04	13.28±0.04	2MASS	0.0	Y	N	Y
415	05 36 43.77	-06 15 28.6	20.83±0.10	18.30±0.02	16.93±0.01	15.47±0.01	14.62±0.01	SDSS	13.03±0.03	12.37±0.03	12.10±0.02	2MASS	0.0	Y	Y	N
416	05 36 45.79	-06 48 16.0	26.28±0.56	22.11±0.09	20.41±0.03	18.77±0.02	17.84±0.02	SDSS	16.56±0.11	15.73±0.14	15.32±0.13	2MASS	0.0	Y	N	N
417	05 36 46.62	-06 39 50.0	22.70±0.46	20.48±0.03	19.01±0.02	17.04±0.01	15.90±0.01	SDSS	14.25±0.03	13.66±0.04	13.40±0.03	2MASS	0.0	Y	N	Y
418	05 36 50.14	-06 41 29.2	21.32±0.19	17.83±0.02	15.72±0.01	14.59±0.01	13.77±0.01	SDSS	12.01±0.02	10.99±0.03	10.49±0.02	2MASS	3.5	Y	Y	Y
419	05 36 54.41	-06 51 05.5	23.46±0.86	22.15±0.09	20.49±0.04	18.44±0.02	17.33±0.02	SDSS	15.61±0.05	14.93±0.07	14.70±0.08	2MASS	0.0	Y	N	N
420	05 37 49.54	-06 56 27.4	19.97±0.06	17.76±0.02	16.08±0.01	14.57±0.02	13.72±0.01	SDSS	12.00±0.02	11.10±0.02	10.66±0.02	2MASS	0.6	Y	Y	Y
421	05 37 51.72	-06 56 51.9	18.42±0.04	16.88±0.02	15.27±0.01	13.91±0.02	13.10±0.01	SDSS	11.46±0.02	10.50±0.02	10.05±0.02	2MASS	1.4	Y	Y	Y
422	05 37 53.28	-07 02 27.2	22.20±0.26	19.67±0.02	18.22±0.02	16.76±0.05	15.91±0.01	SDSS	14.39±0.03	13.83±0.04	13.45±0.05	2MASS	0.0	Y	N	Y
423	05 37 54.48	-06 57 31.1	17.74±0.05	15.34±0.02	14.00±0.01	13.32±0.05	12.89±0.01	SDSS	11.37±0.02	10.51±0.02	9.99±0.02	2MASS	0.9	Y	Y	Y
424	05 37 54.51	-06 56 45.5	17.67±0.04	14.88±0.02	13.01±0.01	14.54±0.02	12.09±0.01	SDSS	10.70±0.02	9.92±0.02	9.70±0.02	2MASS	1.9	Y	N	Y
425	05 37 55.15	-06 57 40.7	22.76±0.79	20.30±0.06	18.64±0.12	16.46±0.07	15.27±0.04	SDSS	13.38±0.03	12.73±0.03	12.45±0.03	2MASS	0.2	Y	N	N
426	05 37 55.22	-06 57 35.8	21.34±0.13	18.95±0.02	17.28±0.03	15.44±0.05	14.45±0.01	SDSS	12.67±0.04	11.96±0.04	11.67±0.05	2MASS	0.2	Y	Y	N
427	05 37 55.65	-06 57 18.1	18.00±0.04	15.45±0.02	15.92±0.01	13.21±0.02	12.66±0.01	SDSS	11.19±0.02	10.42±0.02	10.20±0.02	2MASS	2.1	Y	N	Y
428	05 37 55.74	-06 58 37.9	22.74±0.49	19.74±0.06	17.71±0.05	16.02±0.07	15.02±0.05	SDSS	13.08±0.03	12.08±0.02	11.69±0.03	2MASS	1.3	Y	Y	N
429	05 37 55.99	-06 52 33.7	21.60±0.16	19.54±0.02	18.10±0.01	16.09±0.02	15.03±0.01	SDSS	13.36±0.03	12.74±0.02	12.48±0.03	2MASS	0.0	Y	N	Y
430	05 38 00.67	-07 01 14.3	23.02±0.99	20.71±0.03	19.18±0.03	17.76±0.05	16.95±0.02	SDSS	15.55±0.07	14.90±0.09	14.76±0.12	2MASS	0.0	Y	N	N
431	05 38 04.84	-07 02 21.6	23.55±0.78	23.12±0.21	20.66±0.05	18.08±0.05	16.44±0.01	SDSS	14.07±0.03	12.96±0.03	12.33±0.03	2MASS	2.7	Y	Y	N
432	05 38 10.50	-06 57 07.1	22.53±0.34	20.07±0.02	17.86±0.01	16.30±0.02	15.31±0.01	SDSS	13.17±0.02	12.15±0.02	11.80±0.02	2MASS	1.5	Y	Y	Y
433	05 38 13.45	-07 06 43.3	23.03±0.33	24.55±0.58	21.09±0.06	18.52±0.02	16.73±0.01	SDSS	13.49±0.03	11.62±0.02	10.78±0.02	2MASS	10.3	Y	Y	N
434	05 38 19.52	-06 55 29.7	23.11±0.55	24.29±0.38	21.54±0.08	18.96±0.02	17.24±0.02	SDSS	14.32±0.03	12.62±0.03	11.91±0.03	2MASS	7.1	Y	N	N
435	05 38 21.22	-07 01 20.3	23.32±0.66	21.62±0.06	19.49±0.03	17.45±0.05	16.06±0.01	SDSS	13.88±0.03	12.92±0.03	12.41±0.03	2MASS	1.4	Y	Y	N
436	05 38 34.06	-07 04 36.8	26.10±0.95	22.47±0.13	20.81±0.05	19.18±0.05	18.16±0.03	SDSS	16.79±0.19	15.66±0.16	...	2MASS	0.0	Y	N	N
437	05 38 40.59	-07 02 23.8	26.18±0.70	22.56±0.11	20.00±0.02	17.86±0.01	16.40±0.01	SDSS	14.12±0.03	13.09±0.03	12.57±0.03	2MASS	3.5	Y	Y	N
438	05 38 41.48	-07 01 52.6	23.11±0.73	22.49±0.11	19.82±0.02	17.51±0.01	16.02±0.01	SDSS	13.52±0.03	12.24±0.02	11.73±0.02	2MASS	2.6	Y	Y	N
439	05 38 41.56	-06 52 51.0	21.54±0.19	19.80±0.02	18.20±0.01	16.25±0.02	15.14±0.01	SDSS	13.29±0.02	12.61±0.03	12.29±0.03	2MASS	0.2	Y	N	N
440	05 38 43.22	-06 58 08.9	...	22.71±0.14	19.86±0.02	17.76±0.01	15.94±0.01	SDSS	12.05±0.03	9.98±0.03	8.62±0.02	2MASS	12.6	Y	Y	Y
441	05 38 43.84	-06 58 22.3	...	22.79±0.15	19.77±0.02	17.66±0.01	16.11±0.01	SDSS	13.53±0.03	12.02±0.03	11.10±0.03	2MASS	4.5	Y	Y	N
442	05 38 44.95	-06 58 14.7	23.37±0.90	22.53±0.12	19.66±0.02	17.73±0.01	16.23±0.01	SDSS	13.32±0.02	11.61±0.02	10.65±0.02	2MASS	6.0	Y	Y	N
443	05 38 46.84	-07 05 08.9	25.67±0.93	22.43±0.12	19.88±0.03	17.89±0.02	16.37±0.01	SDSS	13.73±0.02	12.28±0.02	11.34±0.02	2MASS	4.3	Y	Y	N
444	05 38 47.17	-07 02 40.4	...	24.61±0.57	21.18±0.05	18.85±0.02	16.81±0.01	SDSS	13.12±0.03	10.95±0.03	9.91±0.02	2MASS	13.0	Y	N	Y
445	05 38 47.74	-07 06 14.9	23.35±0.80	26.38±0.36	21.58±0.07	19.38±0.02	17.43±0.02	SDSS	13.89±0.03	12.04±0.02	10.95±0.02	2MASS	10.4	Y	Y	Y
446	05 38 47.93	-07 05 06.1	23.07±0.64	23.18±0.22	20.45±0.04	17.79±0.02	16.02±0.01	SDSS	13.26±0.02	12.01±0.03	11.45±0.02	2MASS	4.1	Y	N	Y
447	05 38 49.88	-07 02 35.4	...	25.07±0.64	22.08±0.11	20.07±0.03	18.54±0.04	SDSS	15.83±0.08	14.21±0.05	13.82±0.06	2MASS	6.6	Y	N	N
448	05 38 50.44	-07 00 43.0	26.02±0.77	22.99±0.17	20.03±0.02	17.97±0.01	16.29±0.01	SDSS	13.04±0.02	11.15±0.02	10.27±0.02	2MASS	10.9	Y	N	Y
449	05 38 52.97	-07 05 50.6	26.06±0.70	25.46±0.89	...	...	22.16±0.69	SDSS	14.16±0.03	13.21±0.03	12.68±0.04	2MASS	0.0	Y	N	N
450	05 38 53.33	-07 05 45.2	25.90±0.80	21.72±0.08	20.05±0.03	18.70±0.02	17.95±0.02	SDSS	16.49±0.14	16.02±0.22	...	2MASS	2.1	Y	Y	N
451	05 38 54.45	-07 04 46.7	22.88±0.55	21.61±0.07	19.00±0.02	17.17±0.02	15.91±0.01	SDSS	13.75±0.03	12.64±0.03	12.14±0.02	2MASS	2.6	Y	N	Y
452	05 38 55.02	-06 56 18.6	...	21.68±0.06	19.86±0.02	18.99±0.02	17.63±0.02	SDSS	16.08±0.09	14.69±0.06	13.43±0.04	2MASS	5.8	Y	Y	Y
453	05 38 57.04	-06 52 59.3	18.73±0.04	18.25±0.02	16.91±0.01	15.78±0.02	15.00±0.01	SDSS	13.49±0.02	12.75±0.03	12.33±0.02	2MASS	0.7	Y	Y	N
454	05 40 21.84	-08 08 55.9	...	20.86±0.04	18.48±0.01	16.65±0.03	15.43±0.02	SDSS	13.07±0.02	11.90±0.03	11.39±0.02	2MASS	2.4	Y	Y	N
455	05 40 24.97	-07 55 35.3	...	...	18.56±0.01	17.38±0.01	16.01±0.01	LAICA	12.45±0.02	11.37±0.02	10.66±0.02	2MASS	8.2	Y	Y	N
456	05 40 25.75	-08 11 16.8	...	...	18.64±0.01	16.88±0.01	15.81±0.01	LAICA	13.31±0.02	12.11±0.03	11.52±0.03	2MASS	4.2	Y	Y	N
457	05 40 27.14	-08 07 36.5	...	...	18.20±0.01	16.39±0.01	15.34±0.01	LAICA	12.94±0.02	12.02±0.02	11.33±0.02	2MASS	1.5	Y	Y	N
458	05 40 35.44	-07 56 36.5	...	...	...	19.03±0.01	17.33±0.01	LAICA	14.25±0.02	12.62±0.03	11.89±0.03	2MASS	8.5	Y	N	N
459	05 40 37.36	-08 04 03.0	...	15.55±0.01	13.46±0.01	12.38±0.01	11.77±0.01	LAICA	9.74±0.02	8.73±0.02	7.93±0.05	2MASS	6.7	Y	Y	N
460	05 40 41.01	-08 02 18.6	...	...	19.84±0.01	17.78±0.01	16.35±0.01	LAICA	13.50±0.02	11.79±0.02	10.85±0.02	2MASS	7.9	Y	Y	Y
461	05 40 42.66	-07 46 03.0	...	...	...	...	17.12±0.01	LAICA	15.30±0.05	14.78±0.08	14.30±0.09	2MASS	0.0	Y	N	N
462	05 40 46.84	-08 04 54.6	...	19.29±0.01	16.95±0.01	15.90±0.01	15.01±0.01	LAICA	12.34±0.02	11.10±0.02	10.45±0.02	2MASS	5.2	Y	Y	N
463	05 40 57.49	-07 48 08.8	...	...	19.23±0.01	17.08±0.01	15.59±0.01	LAICA	12.91±0.02	11.16±0.02	10.19±0.02	2MASS	4.6	Y	Y	Y

Table 2 continued.

ID	RA (J2000)	DEC (J2000)	u' (mag)	g' (mag)	r' (mag)	i' (mag)	z' (mag)	INS1.	J (mag)	H (mag)	K <sub>s</sub> (mag)	INS2.	A <sub>v</sub> (mag)	Sp	IRE	Xray
464	05 40 59.75	-08 06 03.2	...	21.40±0.01	18.97±0.01	16.78±0.01	15.61±0.01	LAICA	13.21±0.02	12.38±0.03	11.98±0.02	2MASS	0.0	Y	Y	N
465	05 40 59.92	-07 48 16.1	...	...	20.02±0.01	17.99±0.01	16.58±0.01	LAICA	13.97±0.02	12.62±0.03	11.89±0.03	2MASS	4.2	Y	Y	Y
466	05 41 03.55	-07 57 46.3	...	...	20.08±0.01	18.02±0.01	16.97±0.01	LAICA	15.14±0.05	14.62±0.06	14.12±0.09	2MASS	0.0	Y	N	N
467	05 41 04.09	-07 43 38.6	...	...	18.81±0.01	16.72±0.01	15.68±0.01	LAICA	13.31±0.03	12.14±0.03	11.59±0.02	2MASS	1.5	Y	Y	Y
468	05 41 04.36	-07 46 40.6	...	20.18±0.01	18.79±0.01	17.16±0.01	16.28±0.01	LAICA	14.63±0.04	14.12±0.04	13.78±0.06	2MASS	0.0	Y	N	Y
469	05 41 05.03	-07 45 34.2	...	...	19.07±0.01	...	15.92±0.01	LAICA	13.51±0.03	12.62±0.03	12.19±0.03	2MASS	2.4	Y	N	N
470	05 41 05.49	-07 47 07.5	...	...	17.81±0.01	...	15.44±0.01	LAICA	12.65±0.02	11.23±0.03	10.26±0.02	2MASS	10.6	Y	Y	Y
471	05 41 07.00	-07 47 15.9	...	18.54±0.01	17.74±0.01	16.06±0.01	15.27±0.01	LAICA	13.55±0.02	13.01±0.03	12.64±0.03	2MASS	0.0	Y	Y	Y
472	05 41 07.08	-07 46 22.5	...	20.35±0.01	18.32±0.01	16.50±0.01	15.42±0.01	LAICA	13.46±0.02	12.54±0.03	12.08±0.03	2MASS	1.3	Y	Y	N
473	05 41 16.25	-07 43 51.4	...	...	...	18.83±0.01	17.51±0.01	LAICA	15.25±0.05	14.54±0.07	14.07±0.08	2MASS	0.9	Y	N	N
474	05 41 20.12	-07 55 24.0	...	...	...	19.98±0.01	18.17±0.01	LAICA	14.49±0.03	12.68±0.03	11.73±0.02	2MASS	10.2	Y	Y	N
475	05 41 25.35	-08 05 54.7	...	...	13.29±0.01	14.53±0.01	...	LAICA	10.60±0.03	9.82±0.02	9.29±0.02	2MASS	2.6	Y	Y	Y
476	05 41 26.37	-07 58 17.8	...	...	19.89±0.01	17.81±0.01	16.77±0.01	LAICA	14.93±0.04	14.13±0.04	13.87±0.05	2MASS	0.0	Y	N	N
477	05 41 30.59	-08 04 48.2	...	...	19.58±0.01	17.80±0.01	16.22±0.01	LAICA	12.79±0.03	11.16±0.02	10.10±0.02	2MASS	10.0	Y	Y	Y
478	05 41 33.38	-07 59 56.3	...	...	20.84±0.01	18.83±0.01	17.31±0.01	LAICA	13.73±0.03	12.04±0.02	11.22±0.02	2MASS	9.7	Y	Y	N
479	05 41 41.66	-08 00 18.5	...	...	19.89±0.01	18.98±0.01	18.21±0.01	LAICA	16.15±0.09	14.79±0.06	14.11±0.07	2MASS	4.5	Y	Y	N
480	05 41 43.74	-07 58 22.3	...	20.98±0.01	18.73±0.01	16.53±0.01	14.94±0.01	LAICA	12.34±0.03	11.44±0.03	10.86±0.02	2MASS	2.4	Y	Y	Y
481	05 41 49.23	-07 57 12.3	...	...	19.91±0.01	17.72±0.01	16.34±0.01	LAICA	13.72±0.03	12.44±0.02	12.00±0.02	2MASS	3.1	Y	Y	N
482	05 41 49.74	-08 00 32.3	...	...	11.31±0.01	10.90±0.01	11.38±0.01	LAICA	9.41±0.03	8.54±0.03	7.81±0.01	2MASS	0.4	Y	Y	Y
483	05 41 51.84	-08 06 56.6	...	...	18.94±0.01	16.85±0.01	16.41±0.01	LAICA	13.83±0.03	13.01±0.03	12.62±0.03	2MASS	2.7	Y	N	N
484	05 41 54.66	-07 59 12.4	...	19.83±0.01	17.32±0.01	15.87±0.01	14.78±0.01	LAICA	12.36±0.02	11.06±0.02	10.35±0.02	2MASS	5.9	Y	Y	Y
485	05 41 55.96	-07 58 36.6	...	...	...	19.04±0.01	17.68±0.01	LAICA	15.17±0.04	13.94±0.03	13.42±0.03	2MASS	3.8	Y	Y	N
486	05 42 07.25	-08 05 24.4	...	...	20.83±0.01	18.48±0.01	16.98±0.01	LAICA	14.39±0.03	13.43±0.03	12.84±0.03	2MASS	1.6	Y	Y	N
487	05 42 10.51	-08 07 35.1	...	20.59±0.01	18.75±0.01	16.67±0.01	16.29±0.01	LAICA	13.95±0.02	13.19±0.03	12.81±0.03	2MASS	0.0	Y	N	N
488	05 42 11.04	-08 01 05.4	...	20.29±0.01	18.66±0.01	16.96±0.01	16.01±0.01	LAICA	14.27±0.03	13.51±0.04	13.24±0.03	2MASS	0.0	Y	Y	Y
489	05 42 13.51	-08 10 01.5	...	...	19.39±0.01	17.37±0.01	16.32±0.01	LAICA	14.04±0.02	13.03±0.03	12.38±0.03	2MASS	1.6	Y	Y	N
490	05 42 14.60	-07 58 57.9	...	19.70±0.01	17.74±0.01	16.07±0.01	15.05±0.01	LAICA	12.76±0.02	11.85±0.02	11.40±0.02	2MASS	1.1	Y	Y	N
491	05 42 15.93	-08 09 37.8	...	...	20.70±0.01	17.98±0.01	16.69±0.01	LAICA	14.14±0.02	13.08±0.02	12.61±0.02	2MASS	3.3	Y	N	N
492	05 42 18.11	-08 08 10.9	...	16.06±0.01	14.47±0.01	13.69±0.01	13.93±0.01	LAICA	12.05±0.03	11.23±0.02	11.03±0.02	2MASS	1.5	Y	N	Y
493	05 42 18.56	-07 59 23.0	...	20.19±0.01	18.58±0.01	16.86±0.01	15.90±0.01	LAICA	14.14±0.03	13.41±0.03	13.10±0.04	2MASS	0.0	Y	N	N
494	05 42 19.05	-07 59 12.2	...	...	19.77±0.01	17.65±0.01	16.46±0.01	LAICA	14.51±0.03	13.84±0.03	13.53±0.05	2MASS	0.0	Y	N	N
495	05 42 19.56	-08 05 07.6	...	...	18.77±0.01	17.01±0.01	15.93±0.01	LAICA	13.84±0.03	12.82±0.02	12.36±0.03	2MASS	2.0	Y	Y	N
496	05 42 21.36	-08 06 47.9	...	...	19.35±0.01	17.20±0.01	16.66±0.01	LAICA	13.84±0.03	12.68±0.03	12.26±0.03	2MASS	4.8	Y	N	Y
497	05 42 21.56	-08 08 29.8	...	...	15.00±0.01	14.22±0.01	13.76±0.01	LAICA	12.05±0.02	11.28±0.02	10.94±0.02	2MASS	0.5	Y	Y	Y
498	05 42 23.24	-07 58 28.9	...	...	19.65±0.01	17.71±0.01	16.62±0.01	LAICA	14.68±0.03	13.91±0.03	13.57±0.04	2MASS	0.1	Y	N	N
499	05 42 23.61	-08 09 10.3	...	19.97±0.01	17.67±0.01	16.20±0.01	15.36±0.01	LAICA	13.03±0.02	11.95±0.02	11.39±0.02	2MASS	1.1	Y	Y	N
500	05 42 23.94	-08 09 45.9	...	17.44±0.01	15.30±0.01	14.39±0.01	13.88±0.01	LAICA	12.16±0.02	11.31±0.02	11.02±0.02	2MASS	3.1	Y	N	Y
501	05 42 25.32	-08 10 18.0	...	17.31±0.01	15.38±0.01	14.48±0.01	13.99±0.01	LAICA	12.37±0.03	11.53±0.03	11.25±0.03	2MASS	0.7	Y	N	Y
502	05 42 25.44	-08 09 55.4	...	21.36±0.02	17.36±0.01	16.04±0.01	15.24±0.01	LAICA	13.07±0.03	11.91±0.02	11.30±0.02	2MASS	1.8	Y	Y	N
503	05 42 25.79	-08 08 50.1	...	19.80±0.01	17.57±0.01	15.98±0.01	15.02±0.01	LAICA	12.78±0.02	11.66±0.02	11.06±0.02	2MASS	1.2	Y	Y	Y
504	05 42 26.50	-07 58 50.9	...	18.46±0.01	16.40±0.01	15.31±0.01	14.28±0.01	LAICA	11.96±0.04	10.73±0.04	9.96±0.04	2MASS	4.4	Y	Y	N
505	05 42 26.96	-08 09 17.3	...	17.95±0.01	16.33±0.01	15.19±0.01	14.71±0.01	LAICA	13.34±0.02	12.76±0.03	12.53±0.02	2MASS	0.0	Y	N	Y
506	05 42 27.59	-08 09 52.6	...	17.91±0.01	16.17±0.01	15.26±0.01	14.57±0.01	LAICA	12.83±0.02	11.87±0.02	11.27±0.02	2MASS	1.1	Y	Y	N
507	05 42 29.78	-08 07 26.4	...	20.02±0.01	17.61±0.01	16.28±0.01	15.15±0.01	LAICA	13.22±0.02	12.16±0.02	11.77±0.03	2MASS	2.8	Y	N	N
508	05 42 30.87	-08 10 45.7	...	20.93±0.02	19.15±0.01	17.21±0.01	15.96±0.01	LAICA	14.19±0.03	13.35±0.02	13.03±0.04	2MASS	0.9	Y	Y	N
509	05 42 31.00	-08 06 38.1	...	19.19±0.01	17.37±0.01	15.91±0.01	14.77±0.01	LAICA	12.99±0.02	12.03±0.02	11.49±0.02	2MASS	0.0	Y	Y	Y
510	05 42 31.33	-08 02 35.3	...	19.80±0.01	18.17±0.01	16.25±0.01	15.97±0.01	LAICA	13.70±0.02	13.00±0.03	12.68±0.03	2MASS	0.0	Y	N	N
511	05 42 31.55	-08 08 22.8	...	...	19.21±0.01	17.09±0.01	15.61±0.01	LAICA	13.11±0.03	12.04±0.03	11.48±0.03	2MASS	2.8	Y	Y	N
512	05 42 32.66	-08 10 07.9	...	21.32±0.02	19.23±0.01	17.22±0.01	15.91±0.01	LAICA	13.93±0.02	13.00±0.02	12.61±0.02	2MASS	1.5	Y	N	N
513	05 42 32.77	-08 07 04.8	...	20.72±0.01	18.62±0.01	16.34±0.01	15.82±0.01	LAICA	13.25±0.02	12.38±0.02	11.97±0.02	2MASS	0.3	Y	N	N
514	05 42 34.02	-08 09 59.7	...	18.75±0.01	16.44±0.01	15.21±0.01	14.14±0.01	LAICA	12.03±0.02	10.97±0.03	10.58±0.02	2MASS	5.0	Y	Y	Y
515	05 42 34.31	-08 02 12.1	...	20.53±0.01	18.90±0.01	16.97±0.01	16.55±0.01	LAICA	14.17±0.03	13.53±0.03	13.14±0.04	2MASS	0.0	Y	Y	N
516	05 42 34.92	-08 07 50.5	...	...	19.61±0.01	17.48±0.01	16.07±0.01	LAICA	13.92±0.02	12.98±0.02	12.58±0.02	2MASS	1.9	Y	N	N
517	05 42 36.41	-08 10 17.8	...	...	...	18.71±0.01	17.11±0.01	LAICA	14.73±0.04	13.86±0.03	13.38±0.04	2MASS	2.8	Y	N	N
518	05 42 36.51	-08 11 51.5	...	18.14±0.01	16.26±0.01	15.33±0.01	14.50±0.01	LAICA	12.89±0.02	12.00±0.02	11.72±0.03	2MASS	3.0	Y	N	Y
519	05 42 44.12	-08 06 26.4	...	17.72±0.01	16.04±0.01	15.21±0.01	14.14±0.01	LAICA	12.71±0.02	11.81±0.02	11.17±0.02	2MASS	0.2	Y	Y	N
520	05 42 48.24	-08 05 57.1	...	20.33±0.01	18.32±0.01	16.60±0.01	15.73±0.01	LAICA	14.02±0.02	13.34±0.03	13.01±0.04	2MASS	0.8	Y	N	N
521	05 42 51.65	-08 07 41.2	...	19.72±0.01	18.17±0.01	17.32±0.01	16.27±0.01	LAICA	14.26±0.02	13.41±0.02	12.87±0.03	2MASS	2.0	Y	Y	N

Table 2 continued.

ID	RA (J2000)	DEC (J2000)	u' (mag)	g' (mag)	r' (mag)	i' (mag)	z' (mag)	INS1.	J (mag)	H (mag)	K <sub>s</sub> (mag)	INS2.	A <sub>v</sub> (mag)	Sp	IRE	Xray
522	05 42 52.30	-08 08 54.9	...	...	19.18±0.01	17.36±0.01	16.17±0.01	LAICA	14.33±0.02	13.57±0.02	13.17±0.03	2MASS	0.6	Y	Y	N
523	05 36 32.45	-06 01 16.3	...	...	...	...	...	...	17.24±0.22	14.25±0.04	12.27±0.03	2MASS	18.6	N	Y	N
524	05 36 30.26	-06 01 17.0	...	...	...	...	...	...	...	...	14.95±0.09	2MASS	...	N	Y	N
525	05 36 33.22	-06 08 55.0	...	21.92±0.09	19.90±0.02	17.49±0.01	15.80±0.02	SDSS	13.55±0.03	12.68±0.03	12.15±0.02	2MASS	1.4	Y	Y	Y
526	05 36 17.26	-06 11 11.1	26.05±0.94	23.98±0.48	23.62±0.46	21.90±0.16	20.28±0.17	SDSS	16.88±0.15	14.86±0.09	13.51±0.04	2MASS	10.1	N	Y	N
527	05 36 07.01	-06 01 50.1	21.46±0.33	20.70±0.07	19.07±0.02	17.48±0.02	16.36±0.01	SDSS	14.45±0.03	13.59±0.03	13.15±0.02	2MASS	0.4	Y	Y	N
528	05 36 15.57	-06 00 50.4	21.76±0.31	20.07±0.02	18.60±0.02	16.72±0.01	15.57±0.02	SDSS	13.95±0.03	13.25±0.04	12.94±0.03	2MASS	0.0	Y	Y	N
529	05 35 58.92	-06 02 39.7	19.16±0.06	18.78±0.02	17.82±0.01	17.12±0.01	16.26±0.02	SDSS	14.63±0.03	13.89±0.04	13.40±0.04	2MASS	0.0	Y	Y	N
530	05 36 06.29	-06 03 15.4	23.56±0.83	20.82±0.04	19.39±0.02	17.57±0.01	16.52±0.02	SDSS	14.72±0.04	14.11±0.04	13.80±0.05	2MASS	0.0	Y	Y	N
531	05 36 00.04	-06 07 14.1	...	23.00±0.17	21.15±0.07	19.70±0.03	18.65±0.04	SDSS	17.11±0.19	15.49±0.11	14.56±0.07	2MASS	7.8	N	Y	N
532	05 36 34.92	-06 08 20.5	22.63±0.53	21.67±0.08	20.21±0.03	18.34±0.02	17.10±0.02	SDSS	15.37±0.04	14.83±0.06	14.37±0.06	2MASS	0.0	Y	Y	N
533	05 35 25.58	-06 13 04.4	23.44±0.80	...	20.97±0.05	18.38±0.02	16.59±0.01	SDSS	13.86±0.03	12.62±0.03	11.95±0.02	2MASS	3.2	Y	Y	Y
534	05 35 33.21	-06 06 09.6	...	...	...	...	...	...	...	...	14.90±0.09	2MASS	...	N	Y	N
535	05 35 28.05	-06 21 33.0	22.16±0.28	19.79±0.02	18.36±0.01	16.51±0.01	15.45±0.01	SDSS	13.84±0.02	13.22±0.03	12.87±0.03	2MASS	0.0	Y	Y	N
536	05 35 15.85	-06 09 46.6	21.97±0.22	20.93±0.04	19.52±0.02	17.71±0.02	16.47±0.01	SDSS	14.82±0.03	14.17±0.05	13.64±0.03	2MASS	0.0	Y	Y	N
537	05 35 42.21	-06 11 43.6	22.36±0.34	20.60±0.04	19.02±0.02	17.13±0.01	16.02±0.01	SDSS	14.37±0.03	13.74±0.04	13.47±0.03	2MASS	0.0	Y	Y	N
538	05 35 34.92	-06 08 36.5	22.61±0.43	21.76±0.06	19.92±0.03	19.12±0.02	18.32±0.03	SDSS	16.42±0.11	15.15±0.09	14.23±0.05	2MASS	2.7	Y	Y	N
539	05 35 37.09	-06 18 24.0	25.55±0.94	22.66±0.12	21.33±0.06	18.96±0.02	17.35±0.02	SDSS	15.21±0.04	14.66±0.06	14.26±0.05	2MASS	0.0	N	Y	N
540	05 35 25.65	-06 18 17.9	23.32±0.73	21.68±0.05	20.19±0.03	18.17±0.01	16.98±0.02	SDSS	15.30±0.06	14.59±0.07	14.23±0.08	2MASS	0.0	Y	Y	N
541	05 35 44.12	-06 09 30.4	23.02±0.60	22.46±0.11	20.79±0.04	19.34±0.02	18.41±0.03	SDSS	16.58±0.11	15.41±0.11	14.96±0.11	2MASS	0.4	Y	Y	N
542	05 34 54.04	-06 23 50.7	15.14±0.01	14.62±0.02	14.01±0.02	14.90±0.16	13.05±0.02	SDSS	11.69±0.08	10.84±0.08	10.18±0.05	2MASS	0.0	Y	Y	Y
543	05 34 47.64	-06 19 40.1	19.24±0.03	17.26±0.02	15.80±0.02	14.55±0.01	13.82±0.02	SDSS	12.77±0.02	11.70±0.03	11.20±0.02	2MASS	0.0	Y	Y	N
544	05 34 39.88	-06 25 14.0	19.28±0.03	17.36±0.02	16.59±0.02	16.26±0.01	16.10±0.01	SDSS	14.74±0.04	13.93±0.04	13.08±0.03	2MASS	1.2	Y	Y	N
545	05 34 47.93	-06 21 41.6	...	19.44±0.02	17.43±0.02	15.97±0.01	15.16±0.01	SDSS	14.01±0.03	13.00±0.03	12.38±0.02	2MASS	0.8	Y	Y	N
546	05 34 39.20	-06 21 39.3	21.25±0.12	20.29±0.03	19.03±0.02	17.23±0.01	16.16±0.01	SDSS	14.58±0.03	13.97±0.04	13.54±0.03	2MASS	0.0	Y	Y	N
547	05 34 33.99	-06 32 09.5	20.03±0.05	20.07±0.02	18.63±0.03	18.15±0.02	17.30±0.04	SDSS	14.86±0.05	13.99±0.05	13.23±0.03	2MASS	0.0	N	Y	N
548	05 34 26.82	-06 26 25.8	21.40±0.13	19.10±0.02	17.85±0.02	16.12±0.01	15.27±0.01	SDSS	13.70±0.03	13.05±0.04	12.82±0.03	2MASS	0.0	Y	Y	N
549	05 34 20.42	-06 31 15.0	22.25±0.25	20.60±0.03	19.01±0.01	17.07±0.01	15.95±0.02	SDSS	14.18±0.03	13.60±0.04	13.31±0.03	2MASS	0.0	Y	Y	N
550	05 36 24.80	-06 17 30.6	15.70±0.08	14.15±0.02	12.88±0.01	12.42±0.01	12.38±0.01	SDSS	9.12±0.01	8.59±0.04	8.22±0.01	2MASS	0.0	N	Y	N
551	05 36 40.58	-06 10 33.1	21.47±0.18	18.91±0.01	17.08±0.01	16.01±0.01	15.13±0.01	SDSS	12.65±0.03	11.21±0.03	10.44±0.02	2MASS	4.7	Y	Y	N
552	05 36 36.99	-06 14 58.1	...	24.13±0.54	22.26±0.19	20.60±0.07	18.77±0.05	SDSS	15.31±0.08	14.04±0.07	12.99±0.05	2MASS	2.0	N	Y	N
553	05 37 05.55	-06 18 38.6	23.34±0.62	21.28±0.04	19.75±0.03	17.72±0.01	16.60±0.02	SDSS	14.91±0.04	14.33±0.06	14.02±0.07	2MASS	0.0	N	Y	N
554	05 36 25.87	-06 24 58.6	...	...	...	...	...	...	16.44±0.13	12.95±0.05	10.84±0.02	2MASS	24.8	N	Y	N
555	05 36 23.78	-06 23 11.2	...	21.43±0.14	19.35±0.03	18.63±0.02	17.45±0.02	SDSS	14.40±0.09	12.65±0.07	11.11±0.03	2MASS	4.8	N	Y	N
556	05 36 23.60	-06 24 51.4	...	...	...	...	...	...	...	...	13.27±0.09	2MASS	...	N	Y	Y
557	05 36 21.01	-06 21 52.8	26.97±0.73	...	23.93±0.64	19.98±0.04	17.52±0.02	SDSS	13.33±0.03	11.15±0.04	10.07±0.02	2MASS	14.1	N	Y	Y
558	05 36 19.49	-06 22 11.8	...	...	...	...	...	...	...	...	15.92±0.03	UKIDSS	...	N	Y	N
559	05 36 20.49	-06 23 22.0	26.79±0.86	...	...	23.02±0.53	20.12±0.14	SDSS	15.22±0.04	13.02±0.03	11.77±0.02	2MASS	14.7	N	Y	N
560	05 36 22.64	-06 21 27.7	...	...	...	...	...	...	...	16.21±0.02	13.46±0.01	UKIDSS	...	N	Y	Y
561	05 35 37.34	-06 21 19.1	20.32±0.08	18.52±0.01	17.19±0.01	15.62±0.01	14.71±0.01	SDSS	13.16±0.02	12.48±0.03	12.19±0.02	2MASS	0.0	Y	Y	Y
562	05 36 17.87	-06 22 27.7	...	...	...	...	...	...	...	...	15.17±0.22	2MASS	...	N	Y	N
563	05 36 06.15	-06 25 52.5	...	22.66±0.12	20.52±0.03	18.36±0.01	16.94±0.01	SDSS	14.60±0.03	13.35±0.04	12.82±0.02	2MASS	5.4	N	Y	Y
564	05 36 19.48	-06 22 19.9	...	...	...	...	...	...	...	...	16.59±0.05	UKIDSS	...	N	Y	Y
565	05 36 19.48	-06 24 37.8	...	...	...	...	...	...	17.51±0.25	14.91±0.07	13.47±0.03	2MASS	18.7	N	Y	N
566	05 36 00.90	-06 26 36.0	...	24.56±0.50	21.97±0.10	19.03±0.02	17.17±0.02	SDSS	14.78±0.03	13.90±0.04	13.41±0.03	2MASS	2.2	N	Y	N
567	05 36 24.07	-06 24 55.3	...	...	...	...	...	...	...	...	15.64±0.02	UKIDSS	...	N	Y	N
568	05 36 19.45	-06 29 06.8	...	...	...	...	...	...	...	16.04±0.18	14.28±0.07	2MASS	...	N	Y	N
569	05 36 17.63	-06 22 49.4	...	...	...	...	...	...	...	15.92±0.17	14.54±0.08	2MASS	...	N	Y	N
570	05 36 20.61	-06 22 15.8	...	...	...	...	...	...	...	15.46±0.10	14.27±0.05	2MASS	...	N	Y	N
571	05 36 18.46	-06 22 13.2	...	...	...	...	...	...	...	...	...	...	...	N	Y	N
572	05 36 27.75	-06 21 57.2	...	...	...	...	...	...	17.35±0.25	15.85±0.16	15.02±0.10	2MASS	8.2	N	Y	N
573	05 36 20.94	-06 22 38.6	...	...	...	...	...	...	...	16.09±0.17	15.23±0.14	2MASS	...	N	Y	N
574	05 35 54.30	-06 23 19.9	...	22.69±0.12	21.12±0.05	18.76±0.02	17.38±0.02	SDSS	15.56±0.05	15.04±0.09	14.52±0.07	2MASS	0.1	Y	Y	N
575	05 36 24.73	-06 21 54.2	27.05±0.68	27.20±0.60	...	22.35±0.31	19.93±0.11	SDSS	17.05±0.18	15.91±0.16	15.14±0.12	2MASS	2.5	N	Y	N
576	05 35 56.52	-06 24 12.1	20.15±0.07	18.84±0.01	17.90±0.01	17.74±0.01	17.60±0.02	SDSS	15.86±0.07	14.97±0.07	14.71±0.08	2MASS	2.7	N	Y	N
577	05 36 21.16	-06 23 31.1	...	...	22.33±0.29	20.58±0.06	19.40±0.07	SDSS	...	16.54±0.03	15.64±0.02	UKIDSS	...	N	Y	N
578	05 36 20.47	-06 21 46.4	...	...	...	...	...	...	...	18.15±0.13	15.94±0.03	UKIDSS	...	N	Y	N
579	05 35 29.85	-06 26 58.2	22.75±0.41	22.50±0.12	20.35±0.03	19.17±0.03	17.86±0.03	SDSS	15.06±0.05	13.60±0.05	12.38±0.03	2MASS	3.2	N	Y	N



Table 2 continued.

ID	RA (J2000)	DEC (J2000)	u' (mag)	g' (mag)	r' (mag)	i' (mag)	z' (mag)	INS1.	J (mag)	H (mag)	K <sub>s</sub> (mag)	INS2.	A <sub>v</sub> (mag)	Sp	IRE	Xray
580	05 35 28.52	-06 27 01.9	25.87±0.72	22.63±0.12	20.48±0.03	19.27±0.02	18.15±0.03	SDSS	15.16±0.06	13.92±0.06	12.30±0.03	2MASS	5.8	N	Y	Y
581	05 35 30.92	-06 26 32.0	23.41±0.75	24.65±0.66	22.28±0.21	20.79±0.09	19.07±0.06	SDSS	15.78±0.08	13.79±0.06	12.69±0.03	2MASS	13.0	N	Y	N
582	05 35 28.59	-06 30 03.6	22.06±0.25	19.28±0.02	17.83±0.01	16.24±0.02	15.38±0.01	SDSS	13.86±0.02	13.15±0.04	12.75±0.02	2MASS	0.0	Y	Y	N
583	05 34 47.99	-06 39 43.2	...	21.74±0.07	20.19±0.03	17.95±0.01	16.65±0.02	SDSS	14.95±0.04	14.32±0.06	13.96±0.05	2MASS	0.5	Y	Y	N
584	05 36 56.18	-06 27 52.7	...	21.22±0.14	18.97±0.03	17.16±0.01	16.02±0.01	SDSS	14.04±0.03	12.83±0.03	12.22±0.03	2MASS	2.9	Y	Y	Y
585	05 37 30.65	-06 29 26.5	22.62±0.34	20.40±0.03	18.96±0.02	17.17±0.02	16.21±0.01	SDSS	14.58±0.03	13.91±0.04	13.65±0.06	2MASS	0.0	Y	Y	N
586	05 37 31.31	-06 26 17.6	...	21.27±0.04	19.85±0.03	17.95±0.02	16.87±0.02	SDSS	15.22±0.05	14.55±0.07	14.45±0.10	2MASS	0.7	N	Y	N
587	05 37 07.73	-06 31 57.4	...	...	...	...	...	...	...	...	...	...	...	N	Y	N
588	05 37 00.94	-06 33 11.0	22.35±0.27	20.19±0.02	18.54±0.02	16.48±0.01	15.25±0.01	SDSS	13.38±0.02	12.60±0.02	12.17±0.02	2MASS	0.2	Y	Y	N
589	05 37 00.13	-06 33 58.2	23.55±0.70	23.07±0.18	21.26±0.05	18.65±0.02	16.88±0.02	SDSS	14.61±0.03	13.84±0.05	13.29±0.04	2MASS	0.0	N	Y	Y
590	05 36 35.82	-06 38 33.7	...	...	...	...	...	...	...	...	...	...	...	N	Y	N
591	05 36 26.78	-06 43 43.2	...	...	21.19±0.10	19.31±0.03	17.47±0.02	SDSS	13.87±0.03	11.94±0.03	10.95±0.02	2MASS	12.2	N	Y	N
592	05 36 04.99	-06 44 42.9	...	25.36±0.56	24.95±0.64	22.59±0.23	20.27±0.14	SDSS	15.90±0.07	13.71±0.04	12.54±0.02	2MASS	14.8	N	Y	N
593	05 36 18.95	-06 45 22.7	...	...	...	...	...	...	...	...	...	...	...	N	Y	N
594	05 36 19.81	-06 46 00.7	...	25.27±0.77	23.31±0.46	21.86±0.18	19.82±0.10	SDSS	15.62±0.05	13.87±0.04	12.74±0.03	2MASS	8.0	N	Y	N
595	05 36 23.58	-06 44 26.9	...	...	...	...	...	...	17.17±0.21	15.22±0.09	13.99±0.04	2MASS	10.1	N	Y	N
596	05 35 27.09	-06 45 48.3	22.69±0.42	20.64±0.03	18.50±0.02	16.51±0.02	15.30±0.01	SDSS	13.21±0.02	12.33±0.03	11.96±0.02	2MASS	1.5	Y	Y	N
597	05 35 13.57	-06 48 03.1	22.30±0.29	20.05±0.02	18.59±0.02	16.73±0.01	15.73±0.02	SDSS	14.09±0.03	13.50±0.03	13.23±0.03	2MASS	0.0	Y	Y	N
598	05 35 30.89	-06 50 34.7	21.36±0.14	20.54±0.03	19.19±0.02	17.43±0.02	16.45±0.01	SDSS	14.75±0.03	14.15±0.04	13.87±0.04	2MASS	0.6	Y	Y	N
599	05 37 17.28	-06 36 18.1	20.46±0.08	18.53±0.03	17.18±0.01	16.33±0.03	15.45±0.01	SDSS	13.54±0.03	12.62±0.03	11.92±0.03	2MASS	0.0	Y	Y	Y
600	05 37 41.78	-06 39 34.0	18.78±0.05	18.33±0.03	17.03±0.01	15.66±0.03	14.71±0.01	SDSS	13.11±0.03	12.46±0.03	12.15±0.03	2MASS	0.0	Y	Y	Y
601	05 37 53.08	-06 35 55.3	20.74±0.09	19.38±0.02	17.90±0.01	16.13±0.01	15.09±0.01	SDSS	13.43±0.02	12.80±0.03	12.47±0.03	2MASS	0.0	Y	Y	Y
602	05 38 03.26	-06 41 46.9	22.78±0.39	20.25±0.02	18.48±0.01	16.99±0.01	16.09±0.02	SDSS	14.01±0.03	13.03±0.03	12.53±0.02	2MASS	1.1	Y	Y	N
603	05 37 43.74	-06 44 19.1	22.83±0.42	21.55±0.06	20.11±0.02	18.79±0.03	17.81±0.02	SDSS	15.88±0.09	14.57±0.06	13.81±0.06	2MASS	4.8	N	Y	N
604	05 37 37.63	-06 41 55.9	22.70±0.37	21.62±0.06	20.07±0.02	18.27±0.03	17.14±0.02	SDSS	15.08±0.05	14.41±0.06	14.04±0.08	2MASS	0.2	N	Y	N
605	05 37 20.09	-06 35 03.1	...	24.29±0.48	24.48±0.61	22.18±0.18	21.06±0.25	SDSS	...	...	...	...	...	N	Y	N
606	05 36 33.06	-06 44 29.3	23.33±0.67	23.01±0.18	20.25±0.03	18.31±0.02	16.74±0.02	SDSS	13.98±0.03	12.45±0.03	11.64±0.02	2MASS	8.7	N	Y	N
607	05 36 50.27	-06 41 54.4	23.21±0.94	21.23±0.05	19.23±0.02	17.13±0.01	15.85±0.01	SDSS	13.88±0.03	12.95±0.03	12.39±0.03	2MASS	1.3	Y	Y	N
608	05 37 08.86	-06 43 58.6	20.25±0.07	19.66±0.03	18.37±0.01	16.67±0.03	15.60±0.01	SDSS	13.91±0.03	13.24±0.03	12.75±0.03	2MASS	0.0	Y	Y	N
609	05 36 43.89	-06 44 33.8	22.63±0.43	22.03±0.08	20.66±0.04	18.38±0.02	16.84±0.02	SDSS	14.81±0.03	14.11±0.04	13.69±0.04	2MASS	1.0	Y	Y	N
610	05 37 19.91	-06 47 46.7	...	...	...	...	...	...	...	...	...	...	...	N	Y	Y
611	05 36 23.54	-06 46 14.4	...	...	...	...	...	...	...	...	...	...	...	N	Y	N
612	05 36 13.23	-06 49 41.8	...	...	...	...	...	...	15.71±0.06	13.78±0.03	12.87±0.02	2MASS	11.7	N	Y	N
613	05 36 35.42	-06 59 16.9	22.97±0.58	21.61±0.06	20.22±0.03	18.07±0.01	16.79±0.01	SDSS	15.09±0.04	14.47±0.05	14.10±0.04	2MASS	0.0	N	Y	N
614	05 36 26.56	-06 47 12.7	...	21.86±0.19	20.21±0.20	20.53±0.18	20.81±0.41	SDSS	...	...	14.45±0.12	2MASS	...	N	Y	N
615	05 36 25.37	-06 47 12.8	19.19±0.10	19.26±0.09	17.59±0.07	18.63±0.08	18.97±0.09	SDSS	15.88±0.14	15.45±0.20	14.34±0.15	2MASS	0.0	N	Y	N
616	05 36 25.62	-06 47 16.1	17.02±0.02	16.55±0.02	15.08±0.01	16.05±0.01	16.58±0.02	SDSS	14.76±0.07	14.26±0.10	14.65±0.12	2MASS	0.0	N	Y	N
617	05 36 25.93	-06 47 09.4	19.49±0.09	20.16±0.37	18.77±0.37	19.42±0.31	19.46±0.23	SDSS	16.47±0.18	16.21±0.28	15.21±0.18	2MASS	0.0	N	Y	N
618	05 36 26.23	-06 47 06.0	...	22.34±0.30	20.66±0.26	21.66±0.37	22.66±0.82	SDSS	...	...	15.50±0.21	2MASS	...	N	Y	N
619	05 38 27.67	-06 54 53.4	16.16±0.04	14.79±0.02	13.63±0.01	13.58±0.01	12.64±0.01	SDSS	11.31±0.02	10.53±0.02	10.11±0.02	2MASS	0.2	Y	Y	Y
620	05 37 56.02	-06 48 54.8	23.29±0.64	22.70±0.15	19.85±0.02	18.04±0.02	16.88±0.02	SDSS	13.87±0.03	12.11±0.03	10.99±0.02	2MASS	8.4	N	Y	N
621	05 37 53.75	-06 47 16.9	...	24.79±0.68	25.78±0.78	22.35±0.27	22.44±0.87	SDSS	16.85±0.22	13.67±0.04	11.96±0.03	2MASS	23.9	N	Y	N
622	05 38 31.98	-06 52 38.9	19.28±0.05	17.68±0.02	16.21±0.01	14.91±0.02	14.10±0.01	SDSS	12.46±0.02	11.57±0.02	11.18±0.02	2MASS	0.7	Y	Y	Y
623	05 38 26.79	-06 50 54.9	21.95±0.26	19.56±0.02	17.49±0.02	16.08±0.02	15.15±0.02	SDSS	13.32±0.03	12.40±0.03	12.01±0.03	2MASS	1.2	Y	Y	N
624	05 38 12.55	-06 51 03.1	...	22.74±0.19	19.84±0.02	17.76±0.02	16.39±0.01	SDSS	13.85±0.02	12.57±0.03	12.06±0.03	2MASS	5.5	N	Y	Y
625	05 37 51.04	-06 47 20.2	...	...	...	...	...	...	...	15.41±0.17	13.63±0.08	2MASS	...	N	Y	N
626	05 38 02.48	-06 44 44.6	21.44±0.16	19.96±0.02	18.18±0.01	16.32±0.01	15.29±0.02	SDSS	13.44±0.02	12.65±0.03	12.24±0.03	2MASS	0.5	Y	Y	N
627	05 38 37.62	-06 42 11.5	...	...	...	...	...	...	...	...	...	...	...	N	Y	N
628	05 37 53.49	-06 58 15.5	19.95±0.07	17.40±0.02	15.60±0.02	14.39±0.05	13.65±0.01	SDSS	12.05±0.02	11.13±0.02	10.81±0.03	2MASS	1.0	Y	Y	N
629	05 37 30.66	-06 56 06.1	19.94±0.05	17.58±0.01	16.17±0.02	14.69±0.02	13.88±0.01	SDSS	12.33±0.02	11.63±0.02	11.38±0.03	2MASS	0.0	Y	Y	N
630	05 37 44.47	-06 50 36.4	18.37±0.12	16.93±0.02	15.54±0.02	14.53±0.01	13.95±0.01	SDSS	12.28±0.02	11.47±0.03	11.21±0.02	2MASS	0.6	Y	Y	Y
631	05 37 55.20	-06 58 43.2	20.74±0.09	18.59±0.02	16.97±0.02	15.27±0.05	14.29±0.01	SDSS	12.73±0.02	11.94±0.02	11.52±0.02	2MASS	0.2	Y	Y	Y
632	05 37 22.15	-06 54 45.1	22.05±0.21	19.29±0.02	17.82±0.02	15.88±0.02	14.80±0.01	SDSS	13.10±0.02	12.56±0.03	12.24±0.03	2MASS	0.0	Y	Y	Y
633	05 37 36.66	-07 03 04.3	19.95±0.04	18.76±0.01	17.42±0.02	15.83±0.02	14.91±0.02	SDSS	13.30±0.02	12.54±0.02	12.07±0.03	2MASS	0.0	Y	Y	Y
634	05 37 51.41	-06 57 09.4	22.30±0.28	20.14±0.02	18.29±0.01	16.50±0.02	15.38±0.01	SDSS	13.46±0.02	12.75±0.03	12.35±0.03	2MASS	0.2	Y	Y	N
635	05 37 56.56	-06 56 39.2	...	...	...	...	...	...	...	...	14.55±0.13	2MASS	...	N	Y	N
636	05 37 40.65	-06 57 50.5	22.73±0.35	21.20±0.04	19.66±0.02	17.64±0.02	16.48±0.01	SDSS	14.79±0.04	14.17±0.04	13.72±0.05	2MASS	0.0	Y	Y	N
637	05 38 03.41	-06 58 15.7	...	...	...	...	...	...	...	...	...	...	...	N	Y	N

Table 2 continued.

ID	RA (J2000)	DEC (J2000)	u' (mag)	g' (mag)	r' (mag)	i' (mag)	z' (mag)	INS1.	J (mag)	H (mag)	K <sub>s</sub> (mag)	INS2.	A <sub>v</sub> (mag)	Sp	IRE	Xray
638	05 37 15.51	-06 59 03.6	18.79±0.03	16.85±0.01	15.27±0.01	14.31±0.02	13.66±0.01	SDSS	12.50±0.04	11.20±0.03	10.39±0.03	2MASS	2.0	Y	Y	N
639	05 37 14.03	-07 03 41.3	17.42±0.02	16.19±0.01	17.29±0.02	14.15±0.01	13.57±0.02	SDSS	12.12±0.02	11.23±0.02	10.79±0.02	2MASS	0.2	Y	Y	N
640	05 37 13.95	-07 03 23.1	18.68±0.02	17.33±0.01	16.00±0.02	14.88±0.01	14.18±0.02	SDSS	12.62±0.02	11.93±0.03	11.62±0.02	2MASS	0.0	Y	Y	N
641	05 37 05.74	-06 55 47.6	...	...	...	...	...	...	...	...	...	...	...	N	Y	N
642	05 36 20.55	-07 05 31.6	19.00±0.02	16.76±0.01	15.38±0.02	14.35±0.01	13.71±0.01	SDSS	12.16±0.02	11.40±0.03	11.17±0.02	2MASS	0.6	Y	Y	N
643	05 36 34.75	-07 11 13.6	...	24.68±0.57	23.73±0.57	22.27±0.22	20.93±0.27	SDSS	...	...	15.18±0.13	2MASS	...	N	Y	N
644	05 36 18.53	-07 06 50.8	25.65±0.91	23.75±0.33	23.21±0.39	22.31±0.36	20.19±0.14	SDSS	...	15.96±0.20	14.85±0.10	2MASS	...	N	Y	N
645	05 38 47.23	-07 01 53.2	...	...	...	...	...	...	...	14.56±0.06	11.83±0.03	2MASS	...	N	Y	N
646	05 38 43.36	-07 01 34.6	...	24.69±0.53	24.60±0.63	21.40±0.09	18.95±0.05	SDSS	14.50±0.04	11.97±0.02	10.76±0.02	2MASS	18.2	N	Y	Y
647	05 39 04.15	-07 03 29.7	23.02±0.62	22.60±0.14	20.07±0.03	18.25±0.02	16.67±0.01	SDSS	13.79±0.03	11.99±0.02	11.06±0.02	2MASS	11.1	Y	Y	N
648	05 38 45.71	-07 01 58.3	...	...	...	...	...	...	16.52±0.15	13.20±0.03	11.40±0.02	2MASS	25.3	N	Y	N
649	05 38 43.97	-07 03 09.3	...	25.23±0.63	23.29±0.31	20.68±0.05	18.33±0.03	SDSS	14.57±0.04	12.67±0.03	11.56±0.02	2MASS	10.4	N	Y	Y
650	05 38 52.87	-07 00 23.9	...	22.78±0.14	19.71±0.02	17.80±0.01	16.33±0.01	SDSS	13.60±0.03	12.06±0.02	11.34±0.02	2MASS	8.2	N	Y	N
651	05 38 48.83	-07 00 43.0	...	24.90±0.58	22.16±0.12	19.39±0.02	17.36±0.02	SDSS	14.20±0.02	12.40±0.03	11.56±0.02	2MASS	10.5	N	Y	N
652	05 38 44.80	-07 02 46.9	26.09±0.95	23.78±0.35	21.02±0.05	18.96±0.02	17.36±0.02	SDSS	14.75±0.04	12.93±0.03	11.96±0.03	2MASS	11.4	N	Y	N
653	05 38 47.28	-07 00 59.8	...	...	...	...	...	...	...	15.01±0.09	12.72±0.03	2MASS	...	N	Y	N
654	05 38 39.51	-06 59 30.0	...	...	...	...	...	...	...	15.21±0.11	12.91±0.03	2MASS	...	N	Y	N
655	05 38 48.45	-07 00 06.2	21.96±0.27	25.92±0.46	25.22±0.59	22.55±0.25	20.21±0.15	SDSS	15.49±0.07	13.31±0.04	12.04±0.04	2MASS	13.1	N	Y	N
656	05 38 43.85	-07 01 12.9	...	...	...	...	...	...	...	14.70±0.08	12.42±0.04	2MASS	...	N	Y	N
657	05 38 56.51	-07 01 55.3	23.52±0.94	24.01±0.38	21.85±0.09	19.55±0.02	17.80±0.02	SDSS	14.73±0.04	13.03±0.03	12.19±0.02	2MASS	10.0	N	Y	N
658	05 38 41.95	-06 56 43.2	...	...	...	...	...	...	...	14.53±0.06	12.79±0.03	2MASS	...	N	Y	N
659	05 38 45.64	-07 00 54.1	...	...	...	...	...	...	...	...	14.34±0.09	2MASS	...	N	Y	N
660	05 38 48.50	-07 00 01.1	...	...	...	...	...	...	16.80±0.20	14.49±0.06	13.01±0.05	2MASS	13.0	N	Y	N
661	05 38 46.26	-07 01 53.3	...	...	...	...	...	...	...	...	13.88±0.06	2MASS	...	N	Y	N
662	05 38 55.51	-07 04 29.2	...	...	...	...	...	...	16.71±0.17	14.32±0.05	12.92±0.03	2MASS	14.9	N	Y	N
663	05 38 39.81	-06 58 29.2	...	...	...	...	...	...	...	...	14.16±0.09	2MASS	...	N	Y	N
664	05 38 35.95	-06 58 15.4	25.35±0.98	25.55±0.62	23.64±0.49	20.72±0.08	18.53±0.03	SDSS	15.16±0.04	13.62±0.03	12.77±0.03	2MASS	8.6	N	Y	Y
665	05 38 34.59	-06 57 47.4	25.81±0.73	25.11±0.68	23.57±0.47	19.90±0.06	17.95±0.02	SDSS	14.90±0.05	13.59±0.04	12.88±0.03	2MASS	5.3	Y	Y	N
666	05 38 46.75	-07 02 49.1	...	25.39±0.61	23.62±0.40	21.23±0.08	19.23±0.06	SDSS	15.75±0.10	13.88±0.04	13.04±0.04	2MASS	11.0	N	Y	N
667	05 38 50.77	-07 02 13.8	...	...	...	...	...	...	...	15.93±0.19	13.71±0.06	2MASS	...	N	Y	N
668	05 38 42.67	-07 03 30.1	...	24.74±0.60	23.66±0.41	22.87±0.32	20.39±0.18	SDSS	16.69±0.19	14.79±0.08	13.55±0.05	2MASS	9.2	N	Y	N
669	05 38 42.89	-06 56 40.4	...	24.71±0.59	25.82±0.43	22.23±0.19	19.73±0.09	SDSS	16.37±0.13	14.78±0.09	13.54±0.06	2MASS	4.9	N	Y	N
670	05 38 44.17	-07 00 40.3	...	...	...	...	...	...	...	...	13.79±0.06	2MASS	...	N	Y	N
671	05 38 45.01	-07 01 01.4	...	...	...	...	...	...	...	...	...	...	...	N	Y	N
672	05 38 49.61	-07 01 17.5	...	...	...	...	...	...	...	...	...	...	...	N	Y	N
673	05 38 39.99	-07 00 42.0	23.05±0.70	25.22±0.58	23.28±0.30	20.28±0.04	18.34±0.03	SDSS	15.47±0.07	14.33±0.05	13.58±0.05	2MASS	2.5	N	Y	N
674	05 38 54.41	-07 01 35.2	...	...	...	...	...	...	...	...	14.45±0.10	2MASS	...	N	Y	N
675	05 38 50.36	-07 01 48.5	...	...	...	...	...	...	...	16.08±0.24	14.48±0.10	2MASS	...	N	Y	N
676	05 38 51.90	-07 02 38.5	...	...	...	...	...	...	...	...	16.16±0.23	2MASS	...	N	Y	N
677	05 38 46.87	-06 59 55.6	...	...	...	...	...	...	...	16.25±0.26	14.88±0.14	2MASS	...	N	Y	N
678	05 38 40.01	-06 56 58.1	...	24.83±0.62	24.47±0.70	22.36±0.23	19.96±0.12	SDSS	16.89±0.23	15.48±0.14	14.86±0.17	2MASS	6.9	N	Y	N
679	05 38 53.97	-07 05 00.5	22.57±0.43	23.93±0.56	23.53±0.33	21.16±0.08	18.87±0.05	SDSS	16.20±0.11	14.99±0.08	14.45±0.10	2MASS	5.2	N	Y	N
680	05 38 47.78	-07 00 26.7	...	...	...	...	...	...	...	...	...	...	...	N	Y	N
681	05 38 42.09	-06 58 42.6	...	...	...	...	...	...	...	...	...	...	...	N	Y	N
682	05 38 52.14	-07 02 23.0	...	...	...	...	...	...	...	...	...	...	...	N	Y	N
683	05 38 48.32	-07 02 43.5	...	...	...	...	...	...	...	...	...	...	...	N	Y	N
684	05 38 34.59	-07 00 23.9	...	...	...	...	...	...	...	...	...	...	...	N	Y	Y
685	05 38 07.54	-07 08 29.0	...	...	...	...	...	...	...	...	11.79±0.07	2MASS	...	Y	Y	N
686	05 38 41.54	-07 05 59.4	...	...	...	...	...	...	...	14.54±0.06	12.47±0.03	2MASS	...	N	Y	N
687	05 38 20.11	-06 59 04.7	23.36±0.69	24.11±0.46	23.69±0.51	21.90±0.19	19.72±0.08	SDSS	...	...	...	...	...	N	Y	N
688	05 37 56.03	-07 01 49.9	23.85±0.94	25.71±0.56	24.52±0.78	21.17±0.11	18.80±0.04	SDSS	15.42±0.07	13.76±0.04	13.03±0.04	2MASS	9.1	N	Y	N
689	05 38 47.01	-07 06 32.9	...	...	...	...	...	...	16.73±0.18	15.13±0.10	13.88±0.06	2MASS	5.0	N	Y	N
690	05 38 12.82	-06 59 39.7	22.19±0.26	25.43±0.63	23.42±0.42	22.85±0.42	20.25±0.13	SDSS	...	15.35±0.12	14.43±0.14	2MASS	...	N	Y	N
691	05 38 44.08	-07 05 31.6	23.45±0.86	24.33±0.51	24.17±0.55	23.15±0.40	20.44±0.18	SDSS	...	...	...	...	...	N	Y	N
692	05 37 57.03	-07 06 56.3	...	...	...	...	...	...	...	...	...	...	...	N	Y	N
693	05 37 58.74	-07 07 25.1	...	...	...	...	...	...	...	...	...	...	...	N	Y	N
694	05 37 15.84	-07 17 50.0	...	...	...	...	...	...	...	...	...	...	...	N	Y	N
695	05 39 11.85	-07 10 34.6	...	...	...	...	...	...	...	...	14.35±0.12	2MASS	...	N	Y	N

Table 2 continued.

ID	RA (J2000)	DEC (J2000)	u' (mag)	g' (mag)	r' (mag)	i' (mag)	z' (mag)	INS1.	J (mag)	H (mag)	K <sub>s</sub> (mag)	INS2.	A <sub>v</sub> (mag)	Sp	IRE	Xray
696	05 39 09.52	-07 09 17.5	25.79±0.88	25.27±0.64	25.42±0.58	23.88±0.66	20.42±0.19	SDSS	16.06±0.09	13.30±0.04	11.90±0.03	2MASS	19.5	N	Y	N
697	05 39 00.62	-07 06 29.9	26.75±0.38	24.81±0.62	24.08±0.54	22.87±0.34	20.55±0.20	SDSS	16.46±0.14	13.73±0.03	12.34±0.03	2MASS	19.2	N	Y	N
698	05 39 02.57	-07 05 33.7	22.99±0.60	24.62±0.66	24.35±0.61	21.49±0.10	19.21±0.06	SDSS	15.41±0.06	13.30±0.03	12.24±0.02	2MASS	13.7	N	Y	N
699	05 39 07.52	-07 04 40.2	23.34±0.80	25.31±0.62	24.61±0.66	22.69±0.30	19.97±0.12	SDSS	16.48±0.13	14.84±0.07	13.67±0.08	2MASS	6.2	N	Y	N
700	05 39 05.84	-07 10 39.4	...	...	...	...	...	SDSS	...	...	...	...	...	N	Y	N
701	05 38 52.01	-07 21 05.8	...	24.32±0.63	...	20.31±0.07	19.80±0.21	SDSS	15.60±0.32	13.54±0.16	11.81±0.04	2MASS	7.6	N	Y	N
702	05 38 54.99	-07 11 53.5	...	...	...	20.47±0.15	18.36±0.13	SDSS	14.48±0.03	12.54±0.03	11.50±0.02	2MASS	12.6	N	Y	Y
703	05 39 02.97	-07 12 51.9	...	...	...	...	...	...	...	...	13.97±0.07	2MASS	...	N	Y	N
704	05 38 45.32	-07 10 55.7	...	...	...	...	...	...	...	15.62±0.17	13.40±0.06	2MASS	...	N	Y	N
705	05 38 50.54	-07 20 29.6	22.92±0.58	23.65±0.30	20.81±0.04	18.91±0.03	17.23±0.01	SDSS	14.81±0.04	13.62±0.04	12.73±0.03	2MASS	2.2	N	Y	N
706	05 38 46.35	-07 11 05.0	...	...	...	...	...	...	16.46±0.16	14.44±0.06	13.39±0.05	2MASS	13.1	N	Y	N
707	05 39 20.54	-07 17 31.1	...	24.75±0.62	24.42±0.60	20.55±0.07	18.62±0.04	SDSS	15.65±0.08	14.21±0.04	13.49±0.05	2MASS	7.6	N	Y	N
708	05 39 00.96	-07 20 22.5	...	...	...	...	...	...	...	15.93±0.18	14.91±0.17	2MASS	...	N	Y	N
709	05 38 04.98	-07 16 10.8	18.36±0.05	16.61±0.01	15.07±0.01	14.22±0.02	13.53±0.01	SDSS	12.40±0.02	11.23±0.02	10.48±0.02	2MASS	0.4	Y	Y	Y
710	05 38 19.18	-07 20 50.6	23.55±0.76	22.62±0.13	20.11±0.03	17.61±0.02	15.80±0.01	SDSS	13.18±0.02	12.03±0.02	11.45±0.02	2MASS	5.1	N	Y	N
711	05 37 57.50	-07 19 55.9	...	22.79±0.15	20.57±0.04	19.43±0.02	18.41±0.03	SDSS	15.79±0.10	14.65±0.08	13.95±0.08	2MASS	3.2	N	Y	N
712	05 37 38.17	-07 28 18.7	...	...	...	...	...	...	...	...	...	...	...	N	Y	N
713	05 39 45.83	-07 22 37.4	...	25.28±0.63	24.69±0.87	21.29±0.12	18.89±0.04	SDSS	14.44±0.04	12.04±0.03	10.67±0.02	2MASS	16.4	N	Y	Y
714	05 39 48.37	-07 24 14.7	...	...	...	...	...	...	16.78±0.19	13.62±0.04	11.56±0.03	2MASS	20.3	N	Y	N
715	05 39 50.67	-07 23 30.2	...	23.83±0.36	23.28±0.41	20.35±0.07	18.11±0.03	SDSS	14.43±0.04	12.03±0.03	10.62±0.02	2MASS	14.9	N	Y	N
716	05 40 13.90	-07 19 25.3	21.47±0.16	20.11±0.02	18.32±0.02	17.36±0.06	16.58±0.02	SDSS	14.00±0.03	12.50±0.03	11.42±0.03	2MASS	3.9	Y	Y	N
717	05 39 58.92	-07 25 33.5	...	25.73±0.55	23.34±0.42	20.86±0.07	18.77±0.04	SDSS	14.76±0.06	12.35±0.03	10.78±0.02	2MASS	13.8	N	Y	N
718	05 39 42.46	-07 23 16.4	...	...	...	...	...	...	15.72±0.08	13.20±0.04	11.76±0.02	2MASS	17.7	N	Y	Y
719	05 39 56.55	-07 25 51.6	...	...	...	...	...	...	...	16.24±0.26	12.79±0.04	2MASS	...	N	Y	N
720	05 39 43.40	-07 20 20.8	22.36±0.34	24.10±0.44	21.44±0.08	18.84±0.06	17.10±0.02	SDSS	14.00±0.03	12.33±0.03	11.45±0.03	2MASS	8.5	Y	Y	Y
721	05 39 57.90	-07 25 12.9	...	...	...	...	...	...	...	15.51±0.14	13.00±0.03	2MASS	...	N	Y	N
722	05 39 44.25	-07 20 10.3	22.79±0.49	24.12±0.44	22.63±0.23	19.59±0.06	17.57±0.02	SDSS	14.37±0.03	12.59±0.03	11.75±0.02	2MASS	10.3	N	Y	N
723	05 39 58.13	-07 26 41.3	...	...	...	...	...	...	...	...	14.12±0.08	2MASS	...	N	Y	N
724	05 40 16.82	-07 19 06.8	20.33±0.08	19.68±0.02	17.84±0.02	16.26±0.06	15.14±0.01	SDSS	13.14±0.02	12.33±0.02	11.74±0.02	2MASS	0.5	Y	Y	N
725	05 40 05.14	-07 25 43.5	...	...	...	...	...	...	...	15.40±0.12	13.48±0.04	2MASS	...	N	Y	N
726	05 39 46.96	-07 22 24.1	...	...	...	...	...	...	16.84±0.19	14.67±0.07	13.33±0.05	2MASS	12.3	N	Y	N
727	05 39 55.44	-07 24 19.3	...	...	...	...	...	...	...	16.03±0.22	14.09±0.08	2MASS	...	N	Y	N
728	05 40 19.42	-07 13 58.8	23.12±0.63	22.70±0.14	20.47±0.04	19.20±0.03	18.27±0.03	SDSS	15.56±0.16	14.26±0.12	13.45±0.12	2MASS	4.3	N	Y	N
729	05 39 48.58	-07 19 04.9	25.50±1.00	25.28±0.63	25.21±0.81	22.39±0.27	20.38±0.16	SDSS	16.72±0.18	15.40±0.12	14.23±0.09	2MASS	1.8	N	Y	N
730	05 39 35.44	-07 19 26.0	...	...	...	...	...	...	17.29±0.28	15.53±0.13	14.27±0.09	2MASS	7.1	N	Y	N
731	05 39 45.12	-07 19 13.2	...	...	...	...	...	...	...	...	...	...	...	N	Y	N
732	05 40 14.79	-07 23 28.4	...	...	...	...	...	...	...	...	...	...	...	N	Y	N
733	05 39 58.13	-07 26 13.0	...	...	...	...	...	...	...	...	...	...	...	N	Y	N
734	05 40 02.08	-07 19 27.0	...	...	...	...	...	...	...	...	...	...	...	N	Y	N
735	05 39 19.63	-07 26 19.0	...	24.91±0.61	22.15±0.17	19.67±0.04	17.94±0.03	SDSS	14.82±0.07	13.00±0.05	11.27±0.04	2MASS	4.2	N	Y	Y
736	05 39 54.75	-07 27 44.1	...	...	...	...	...	...	...	15.14±0.09	12.00±0.03	2MASS	...	N	Y	N
737	05 39 18.09	-07 26 11.1	...	...	...	...	...	...	15.94±0.10	13.29±0.03	11.78±0.03	2MASS	18.7	N	Y	N
738	05 39 34.30	-07 26 11.0	...	...	...	...	...	...	17.22±0.26	14.38±0.06	12.80±0.04	2MASS	20.9	N	Y	N
739	05 39 35.49	-07 26 16.3	...	24.49±0.54	24.04±0.84	22.76±0.35	19.91±0.10	SDSS	15.38±0.06	12.98±0.03	11.81±0.03	2MASS	16.1	N	Y	N
740	05 39 32.33	-07 22 24.4	21.36±0.15	19.70±0.08	18.50±0.08	17.75±0.24	17.30±0.31	SDSS	...	...	11.99±0.04	2MASS	3.2	Y	Y	N
741	05 39 38.51	-07 24 16.7	26.82±0.35	24.97±0.64	23.57±0.50	20.52±0.08	18.43±0.03	SDSS	15.26±0.06	13.40±0.04	12.59±0.03	2MASS	11.8	N	Y	N
742	05 39 15.09	-07 26 59.8	...	24.66±0.57	22.22±0.12	19.51±0.03	17.85±0.02	SDSS	15.19±0.06	13.78±0.04	12.91±0.04	2MASS	5.5	N	Y	N
743	05 39 38.39	-07 24 23.7	25.79±0.83	24.54±0.56	23.97±0.66	21.08±0.08	18.89±0.04	SDSS	15.52±0.07	13.89±0.04	13.01±0.04	2MASS	9.5	N	Y	N
744	05 39 27.07	-07 26 13.3	...	25.07±0.62	24.21±0.57	22.24±0.21	19.69±0.10	SDSS	15.81±0.08	14.08±0.04	13.09±0.04	2MASS	9.0	N	Y	Y
745	05 39 19.97	-07 26 11.2	...	...	...	...	...	...	...	...	...	...	...	N	Y	N
746	05 39 49.10	-07 26 17.0	...	...	...	...	...	...	...	...	...	...	...	N	Y	N
747	05 39 40.50	-07 26 03.2	...	...	...	...	...	...	...	...	14.32±0.10	2MASS	...	N	Y	N
748	05 39 27.34	-07 25 53.4	...	...	...	...	...	...	...	15.69±0.16	14.13±0.07	2MASS	...	N	Y	N
749	05 39 28.33	-07 24 15.4	22.58±0.44	22.41±0.11	21.33±0.06	19.18±0.03	17.61±0.02	SDSS	15.43±0.06	14.86±0.08	14.33±0.10	2MASS	0.5	Y	Y	N
750	05 39 15.21	-07 19 32.7	...	...	...	...	...	...	...	...	...	...	...	N	Y	N
751	05 39 33.31	-07 22 57.4	...	...	...	...	...	...	...	...	...	...	...	N	Y	N
752	05 37 55.41	-07 39 29.5	24.08±0.68	23.22±0.25	20.37±0.03	19.08±0.02	17.84±0.03	SDSS	15.55±0.06	14.11±0.04	13.20±0.04	2MASS	5.6	N	Y	N
753	05 38 24.90	-07 44 36.7	25.39±0.83	22.92±0.18	21.62±0.09	19.14±0.02	17.67±0.03	SDSS	15.94±0.10	15.18±0.10	14.61±0.13	2MASS	1.1	Y	Y	N

Table 2 continued.

ID	RA (J2000)	DEC (J2000)	u' (mag)	g' (mag)	r' (mag)	i' (mag)	z' (mag)	INS1.	J (mag)	H (mag)	K <sub>s</sub> (mag)	INS2.	A <sub>v</sub> (mag)	Sp	IRE	Xray
754	05 40 44.67	-07 29 54.1	...	19.66±0.01	17.40±0.01	15.74±0.01	14.95±0.01	LAICA	12.45±0.02	11.24±0.02	10.54±0.02	2MASS	3.5	Y	Y	Y
755	05 40 10.35	-07 27 38.1	25.86±0.79	23.46±0.27	20.45±0.04	18.10±0.02	16.26±0.01	SDSS	12.87±0.02	10.97±0.03	9.96±0.02	2MASS	12.1	N	Y	N
756	05 40 15.31	-07 28 46.7	23.00±0.59	21.60±0.06	18.72±0.02	16.97±0.01	15.51±0.01	SDSS	14.04±0.03	12.27±0.03	11.25±0.02	2MASS	9.2	N	Y	N
757	05 40 31.29	-07 37 01.1	...	...	...	...	...	...	14.91±0.04	12.54±0.03	11.12±0.02	2MASS	14.5	N	Y	Y
758	05 40 13.77	-07 32 15.7	21.56±0.18	20.40±0.03	17.50±0.02	16.50±0.01	14.88±0.01	SDSS	12.79±0.02	11.67±0.03	11.10±0.02	2MASS	4.8	Y	Y	Y
759	05 40 07.98	-07 27 40.8	...	...	...	...	...	...	...	14.30±0.05	12.59±0.03	2MASS	...	N	Y	Y
760	05 40 11.57	-07 30 41.0	...	23.14±0.22	20.03±0.03	17.87±0.02	16.26±0.01	SDSS	13.78±0.02	12.47±0.03	11.81±0.03	2MASS	4.0	Y	Y	N
761	05 40 12.23	-07 27 02.4	23.16±0.66	23.88±0.38	22.60±0.22	19.69±0.03	17.43±0.02	SDSS	14.24±0.03	13.03±0.03	12.28±0.03	2MASS	3.6	N	Y	N
762	05 40 08.79	-07 27 27.7	...	...	...	...	...	...	...	15.76±0.17	13.96±0.08	2MASS	...	N	Y	N
763	05 40 43.97	-07 22 42.4	...	...	...	...	...	...	...	...	...	...	...	N	Y	N
764	05 40 54.25	-07 31 48.2	...	...	...	...	...	...	15.90±0.08	14.78±0.06	14.25±0.08	2MASS	4.6	N	Y	N
765	05 40 05.88	-07 29 32.9	...	...	...	...	...	...	...	...	...	...	...	N	Y	N
766	05 39 59.27	-07 37 33.0	12.45±0.05	11.07±0.01	10.63±0.01	10.47±0.01	13.32±0.05	SDSS	9.57±0.02	9.18±0.02	9.05±0.02	2MASS	0.0	N	Y	Y
767	05 39 54.99	-07 30 19.8	...	...	...	...	...	...	...	...	13.99±0.07	2MASS	...	N	Y	N
768	05 39 58.74	-07 31 12.1	...	...	...	...	...	...	...	...	14.14±0.09	2MASS	...	N	Y	Y
769	05 39 57.96	-07 28 57.5	...	...	...	...	...	...	...	...	14.45±0.10	2MASS	...	N	Y	N
770	05 39 55.05	-07 29 36.6	...	...	...	...	...	...	...	15.38±0.13	13.48±0.06	2MASS	...	N	Y	N
771	05 39 55.93	-07 30 27.7	...	...	...	...	...	...	...	...	...	...	...	N	Y	N
772	05 39 56.74	-07 30 05.6	...	...	...	...	...	...	...	...	14.42±0.11	2MASS	...	N	Y	N
773	05 40 26.09	-07 37 32.0	...	...	...	...	...	...	...	...	...	...	...	N	Y	N
774	05 39 56.39	-07 30 26.9	...	...	...	...	...	...	...	...	...	...	...	N	Y	N
775	05 38 47.85	-07 44 32.9	...	17.34±0.01	...	...	...	LAICA	12.28±0.02	11.38±0.02	10.71±0.02	2MASS	3.0	Y	Y	N
776	05 38 28.43	-07 50 00.7	...	23.64±0.33	21.88±0.11	19.78±0.03	18.09±0.03	SDSS	15.67±0.08	14.95±0.09	14.57±0.11	2MASS	0.7	N	Y	N
777	05 38 54.49	-07 55 33.0	...	...	...	...	...	...	...	15.43±0.14	14.49±0.11	2MASS	...	N	Y	N
778	05 38 55.30	-07 53 42.7	...	...	...	...	...	...	...	...	...	...	...	N	Y	N
779	05 40 35.67	-07 39 46.6	...	...	...	...	18.28±0.01	LAICA	14.73±0.03	12.77±0.03	11.68±0.03	2MASS	12.6	N	Y	N
780	05 40 37.38	-07 39 36.3	...	...	...	...	19.16±0.02	LAICA	...	...	...	...	...	N	Y	N
781	05 40 59.83	-07 43 14.3	...	...	...	18.10±0.01	16.76±0.01	LAICA	14.76±0.04	14.14±0.04	13.61±0.06	2MASS	1.0	Y	Y	N
782	05 40 33.19	-07 37 43.8	...	...	...	...	...	...	...	...	...	...	...	N	Y	N
783	05 41 30.07	-07 40 43.6	...	...	...	...	...	...	...	...	...	...	...	N	Y	Y
784	05 40 17.18	-07 49 14.4	22.74±0.47	22.68±0.15	19.35±0.03	17.17±0.02	15.55±0.01	SDSS	12.49±0.02	10.85±0.02	9.88±0.02	2MASS	8.0	N	Y	Y
785	05 40 20.72	-07 54 59.7	22.67±0.44	24.14±0.47	21.46±0.08	20.74±0.06	19.06±0.05	SDSS	13.15±0.02	11.47±0.02	10.42±0.03	2MASS	7.8	N	Y	N
786	05 40 44.18	-07 45 09.5	...	...	19.54±0.01	17.57±0.01	...	LAICA	13.05±0.02	11.37±0.02	10.57±0.02	2MASS	9.5	N	Y	Y
787	05 40 38.47	-07 47 46.8	...	...	...	...	...	...	16.87±0.24	13.50±0.04	11.42±0.02	2MASS	23.1	N	Y	Y
788	05 40 43.58	-07 48 47.6	...	...	...	...	...	...	...	14.14±0.05	11.78±0.03	2MASS	...	N	Y	N
789	05 40 20.91	-07 56 24.5	...	...	...	...	...	...	...	14.47±0.09	12.37±0.04	2MASS	...	N	Y	N
790	05 40 20.30	-07 56 24.6	22.46±0.37	25.40±0.65	21.96±0.14	19.60±0.03	17.54±0.02	SDSS	13.86±0.03	11.97±0.03	10.91±0.03	2MASS	11.9	N	Y	N
791	05 40 24.64	-07 43 07.9	...	...	...	...	...	...	...	15.28±0.11	12.71±0.03	2MASS	...	N	Y	N
792	05 40 58.91	-07 48 02.1	...	...	...	19.77±0.01	18.36±0.01	LAICA	14.55±0.04	13.18±0.04	12.02±0.04	2MASS	2.5	N	Y	N
793	05 40 18.48	-07 49 06.5	22.82±0.51	25.12±0.67	23.77±0.52	21.32±0.10	18.93±0.05	SDSS	15.03±0.04	13.33±0.03	12.29±0.03	2MASS	8.2	N	Y	N
794	05 40 14.97	-07 48 48.6	...	...	...	...	...	...	...	15.39±0.14	13.47±0.06	2MASS	...	Y	Y	N
795	05 40 44.39	-07 44 16.5	...	...	...	...	...	...	15.54±0.06	13.67±0.04	12.58±0.03	2MASS	10.1	N	Y	N
796	05 40 44.25	-07 44 43.2	...	...	...	...	18.62±0.01	LAICA	15.25±0.06	13.45±0.03	12.61±0.03	2MASS	10.5	N	Y	N
797	05 40 38.52	-07 49 08.8	...	...	...	...	...	...	...	14.53±0.07	13.13±0.04	2MASS	...	N	Y	N
798	05 40 27.84	-07 39 49.6	...	...	...	...	...	...	17.29±0.30	14.81±0.09	13.34±0.04	2MASS	15.7	N	Y	N
799	05 40 42.93	-07 45 01.8	...	...	...	...	...	...	...	15.52±0.15	14.36±0.09	2MASS	...	N	Y	N
800	05 40 23.60	-07 40 25.1	...	...	...	...	...	...	...	15.95±0.20	14.19±0.07	2MASS	...	N	Y	N
801	05 40 41.24	-07 44 56.9	...	...	...	...	...	...	16.31±0.13	14.86±0.09	13.98±0.07	2MASS	5.8	N	Y	N
802	05 40 36.33	-07 49 06.9	...	...	...	...	...	...	...	...	...	...	...	N	Y	N
803	05 40 35.88	-07 50 09.6	...	...	...	...	...	...	...	...	...	...	...	N	Y	N
804	05 40 02.39	-07 47 11.7	26.38±0.51	24.24±0.49	23.51±0.44	21.97±0.17	20.58±0.19	SDSS	...	...	...	...	...	N	Y	N
805	05 39 46.05	-07 53 00.6	22.12±0.28	20.16±0.03	18.42±0.02	16.55±0.01	15.54±0.01	SDSS	13.80±0.03	13.11±0.03	12.83±0.04	2MASS	0.1	Y	Y	N
806	05 39 40.24	-07 48 59.7	22.09±0.27	22.27±0.10	20.64±0.05	18.43±0.02	17.12±0.02	SDSS	15.17±0.05	14.46±0.05	14.09±0.08	2MASS	0.5	Y	Y	N
807	05 41 24.73	-07 54 08.5	...	...	...	...	...	...	...	15.62±0.17	12.04±0.04	2MASS	...	N	Y	N
808	05 41 28.77	-07 53 51.0	...	...	...	...	...	...	16.62±0.12	14.08±0.04	12.09±0.02	2MASS	12.2	N	Y	N
809	05 41 17.80	-07 49 51.6	...	...	...	...	...	...	15.78±0.08	12.97±0.03	11.44±0.02	2MASS	20.6	N	Y	Y
810	05 41 23.98	-07 53 42.2	...	...	...	...	...	...	...	...	13.44±0.06	2MASS	...	N	Y	N
811	05 41 24.52	-07 55 07.4	...	...	...	...	...	...	...	...	...	...	...	N	Y	N



Table 2 continued.

ID	RA (J2000)	DEC (J2000)	u' (mag)	g' (mag)	r' (mag)	i' (mag)	z' (mag)	INS1.	J (mag)	H (mag)	K <sub>s</sub> (mag)	INS2.	A <sub>v</sub> (mag)	Sp	IRE	Xray
812	05 41 29.94	-07 54 21.1	...	...	...	...	...	...	16.87±0.15	14.38±0.04	12.83±0.03	2MASS	15.0	N	Y	N
813	05 41 19.66	-07 50 40.9	...	...	...	...	...	...	...	...	13.58±0.04	2MASS	...	N	Y	N
814	05 41 22.69	-07 49 15.8	...	...	...	...	...	...	16.78±0.14	13.99±0.03	12.33±0.03	2MASS	18.4	N	Y	N
815	05 41 20.35	-07 53 10.7	...	...	...	...	...	...	17.48±0.29	14.67±0.06	12.71±0.03	2MASS	16.2	N	Y	N
816	05 41 21.75	-07 53 16.2	...	...	...	...	...	...	17.13±0.21	13.98±0.02	12.51±0.03	2MASS	24.0	N	Y	N
817	05 42 04.33	-07 52 23.7	...	...	19.07±0.01	16.91±0.01	15.68±0.01	LAICA	13.45±0.03	12.56±0.02	12.11±0.02	2MASS	1.2	Y	Y	N
818	05 41 45.59	-07 55 55.0	...	19.31±0.01	17.92±0.01	16.72±0.01	15.78±0.01	LAICA	14.01±0.02	13.07±0.02	12.40±0.02	2MASS	0.3	Y	Y	N
819	05 41 19.45	-07 53 47.8	...	...	...	...	...	...	17.35±0.26	14.70±0.04	13.37±0.04	2MASS	18.4	N	Y	N
820	05 41 23.69	-07 53 46.7	...	...	...	...	...	...	...	...	...	...	...	N	Y	N
821	05 41 28.02	-07 49 22.1	...	...	...	18.24±0.01	17.51±0.01	LAICA	15.75±0.06	14.50±0.06	13.58±0.05	2MASS	0.0	Y	Y	N
822	05 41 19.09	-07 53 37.5	...	...	...	...	...	...	...	15.43±0.09	13.64±0.05	2MASS	...	N	Y	N
823	05 41 16.71	-07 51 17.7	...	...	19.61±0.01	17.61±0.01	16.41±0.01	LAICA	14.28±0.03	13.37±0.03	12.73±0.03	2MASS	0.7	Y	Y	N
824	05 41 26.45	-07 55 42.0	...	...	...	...	...	...	...	14.98±0.07	13.70±0.05	2MASS	...	N	Y	Y
825	05 41 25.47	-07 55 18.8	...	...	...	...	...	...	...	...	...	...	...	N	Y	N
826	05 40 49.92	-08 06 08.3	...	...	...	...	...	...	...	13.61±0.05	11.15±0.03	2MASS	...	N	Y	N
827	05 41 22.12	-07 58 02.8	...	...	...	...	...	...	16.59±0.13	12.71±0.02	10.53±0.02	2MASS	30.8	Y	Y	N
828	05 40 50.57	-08 05 48.7	...	...	...	...	...	...	...	14.38±0.05	11.55±0.02	2MASS	...	N	Y	N
829	05 41 18.90	-07 55 28.9	...	...	...	...	...	...	...	14.91±0.11	12.65±0.06	2MASS	...	N	Y	N
830	05 40 27.82	-07 55 36.2	...	...	...	18.72±0.01	16.94±0.01	LAICA	13.93±0.02	12.28±0.02	11.39±0.02	2MASS	9.7	N	Y	N
831	05 41 19.91	-07 55 46.6	...	...	...	...	...	...	...	...	14.29±0.09	2MASS	...	N	Y	N
832	05 41 22.88	-07 58 55.7	...	...	...	...	...	...	...	...	14.04±0.06	2MASS	...	N	Y	N
833	05 40 50.04	-08 05 55.2	...	...	...	...	...	...	...	...	14.32±0.12	2MASS	...	N	Y	N
834	05 40 49.40	-07 57 38.0	...	...	...	...	...	...	...	...	14.28±0.09	2MASS	...	N	Y	N
835	05 40 49.93	-08 05 58.7	...	...	...	...	...	...	...	...	14.69±0.15	2MASS	...	N	Y	N
836	05 40 38.36	-08 00 35.9	...	...	...	...	...	...	...	...	14.50±0.14	2MASS	...	N	Y	N
837	05 40 52.86	-08 05 48.7	...	...	...	...	...	...	...	...	14.50±0.10	2MASS	...	N	Y	N
838	05 40 59.13	-08 00 14.1	...	...	...	21.60±0.01	20.45±0.02	LAICA	...	16.14±0.23	14.69±0.13	2MASS	...	N	Y	N
839	05 40 53.66	-08 04 23.3	...	...	...	...	...	...	16.86±0.18	15.25±0.11	14.14±0.08	2MASS	6.3	N	Y	N
840	05 40 40.56	-07 54 39.8	...	...	...	...	...	...	...	...	...	...	...	N	Y	N
841	05 41 11.83	-07 53 36.0	...	...	...	...	...	...	...	...	...	...	...	N	Y	N
842	05 41 21.02	-07 57 06.0	...	...	...	...	...	...	...	...	...	...	...	N	Y	N
843	05 40 44.17	-08 07 34.9	...	21.68±0.02	18.92±0.01	17.23±0.01	15.88±0.01	LAICA	13.00±0.02	11.40±0.03	10.52±0.02	2MASS	9.4	Y	Y	N
844	05 40 25.52	-08 11 21.9	...	...	...	...	...	...	16.85±0.20	15.62±0.15	14.94±0.18	2MASS	5.6	N	Y	N
845	05 40 25.37	-07 58 32.9	...	...	...	...	19.78±0.02	LAICA	16.59±0.15	15.23±0.11	14.38±0.09	2MASS	4.9	N	Y	N
846	05 40 45.28	-08 06 42.3	...	...	...	...	...	...	...	...	...	...	...	N	Y	N
847	05 39 35.43	-08 08 24.9	22.69±0.45	19.30±0.02	17.36±0.01	16.45±0.01	15.84±0.01	SDSS	14.30±0.03	13.44±0.03	13.23±0.05	2MASS	2.4	N	Y	N
848	05 42 02.96	-07 56 20.7	...	16.06±0.01	14.56±0.01	13.80±0.01	13.24±0.01	LAICA	11.66±0.02	10.79±0.02	10.31±0.02	2MASS	2.2	Y	Y	Y
849	05 41 44.81	-07 58 15.2	...	...	...	...	...	...	16.02±0.08	13.37±0.04	12.03±0.02	2MASS	18.5	N	Y	N
850	05 42 27.56	-08 05 26.0	...	...	...	17.81±0.01	17.27±0.01	LAICA	14.62±0.03	13.61±0.03	13.14±0.04	2MASS	3.7	N	Y	N
851	05 42 10.24	-08 07 49.2	...	...	...	18.31±0.01	17.59±0.01	LAICA	14.73±0.03	13.91±0.03	13.51±0.04	2MASS	2.0	N	Y	N
852	05 41 49.95	-08 01 26.3	...	...	...	...	...	...	...	...	...	...	...	N	Y	N
853	05 41 30.21	-08 03 41.4	...	...	...	...	...	...	...	13.08±0.03	10.56±0.02	2MASS	...	Y	Y	N
854	05 41 30.33	-08 04 42.2	...	...	21.40±0.02	18.78±0.01	17.06±0.01	LAICA	13.96±0.03	12.44±0.04	11.62±0.03	2MASS	8.5	N	Y	N
855	05 41 28.91	-08 04 13.2	...	...	...	...	19.97±0.01	LAICA	...	13.48±0.04	...	2MASS	...	N	Y	N
856	05 41 02.01	-08 06 01.7	...	...	...	...	...	...	17.03±0.26	14.32±0.08	12.61±0.04	2MASS	16.9	N	Y	N
857	05 41 26.64	-08 03 12.3	...	...	...	...	...	...	...	...	14.12±0.07	2MASS	...	N	Y	N
858	05 41 35.46	-08 08 22.7	...	...	...	...	...	...	...	15.79±0.13	14.02±0.05	2MASS	...	N	Y	N
859	05 41 27.09	-08 00 54.5	...	...	...	...	...	...	...	...	...	...	...	N	Y	N
860	05 41 29.82	-08 13 01.7	...	...	...	...	19.00±0.01	LAICA	15.90±0.07	14.68±0.05	13.95±0.06	2MASS	4.0	N	Y	N
861	05 41 28.97	-08 03 25.8	...	...	...	...	...	...	...	...	13.79±0.05	2MASS	...	N	Y	N
862	05 41 54.28	-08 11 13.3	...	...	...	...	...	...	17.05±0.19	14.84±0.06	13.67±0.06	2MASS	14.9	N	Y	N
863	05 41 25.98	-08 01 15.8	...	...	...	...	...	...	...	...	...	...	...	N	Y	N
864	05 41 26.44	-08 01 01.9	...	...	...	...	...	...	...	...	...	...	...	N	Y	N
865	05 40 20.92	-08 13 55.3	...	...	...	...	...	...	...	15.74±0.20	13.35±0.05	2MASS	...	N	Y	N
866	05 40 48.56	-08 11 09.0	...	...	...	18.19±0.01	16.55±0.01	LAICA	13.56±0.02	11.88±0.02	10.84±0.02	2MASS	8.0	N	Y	N
867	05 40 33.68	-08 17 43.5	...	...	...	...	18.23±0.01	LAICA	14.66±0.04	12.78±0.03	11.63±0.03	2MASS	10.0	N	Y	N
868	05 40 20.96	-08 14 06.5	...	...	...	...	...	...	...	15.02±0.09	13.78±0.07	2MASS	...	N	Y	N
869	05 40 47.13	-08 09 48.0	...	...	...	...	...	...	...	...	...	...	...	N	Y	N

Table 2 continued.

ID	RA (J2000)	DEC (J2000)	u' (mag)	g' (mag)	r' (mag)	i' (mag)	z' (mag)	INS1.	J (mag)	H (mag)	K <sub>s</sub> (mag)	INS2.	A <sub>v</sub> (mag)	Sp	IRE	Xray	
870	05 40 38.84	-08 25 30.0	...	...	...	...	...	...	...	...	...	...	...	N	Y	N	
871	05 40 32.93	-08 27 33.1	...	...	...	...	...	...	...	...	...	...	...	N	Y	N	
872	05 40 14.37	-08 16 21.7	...	...	...	...	...	...	...	...	...	...	...	N	Y	N	
873	05 42 47.05	-08 17 07.0	...	...	...	20.46±0.01	18.88±0.01	LAICA	15.67±0.07	13.16±0.04	11.06±0.02	2MASS	11.0	Y	Y	N	
874	05 42 48.47	-08 16 34.7	...	...	...	19.51±0.01	16.88±0.01	LAICA	16.40±0.11	13.53±0.02	11.76±0.03	2MASS	18.6	Y	Y	N	
875	05 42 44.00	-08 09 26.7	...	...	18.39±0.01	16.79±0.01	15.47±0.01	LAICA	12.88±0.02	11.55±0.02	10.97±0.02	2MASS	5.2	Y	Y	Y	
876	05 42 47.37	-08 10 08.7	...	...	...	...	...	...	...	14.99±0.07	12.73±0.03	2MASS	...	N	Y	N	
877	05 42 30.83	-08 09 05.3	...	21.02±0.01	18.50±0.01	16.70±0.01	15.30±0.01	LAICA	13.13±0.05	11.89±0.05	11.29±0.04	2MASS	3.7	Y	Y	N	
878	05 42 38.21	-08 16 35.1	...	...	...	18.49±0.01	16.83±0.01	LAICA	13.83±0.03	12.30±0.03	11.48±0.02	2MASS	8.7	N	Y	Y	
879	05 42 46.28	-08 18 19.4	...	...	19.64±0.01	17.57±0.01	16.09±0.01	LAICA	13.80±0.03	12.73±0.02	12.21±0.03	2MASS	2.9	Y	Y	N	
880	05 42 33.06	-08 09 38.4	...	...	...	20.75±0.01	18.41±0.01	16.75±0.01	LAICA	14.24±0.03	13.16±0.03	12.57±0.02	2MASS	3.7	Y	Y	N
881	05 43 01.56	-08 06 03.6	...	21.40±0.02	19.39±0.01	17.57±0.01	16.46±0.01	LAICA	14.49±0.03	13.86±0.03	13.42±0.05	2MASS	0.0	Y	Y	N	
882	05 42 26.00	-08 15 02.3	...	...	...	...	...	...	17.29±0.23	15.75±0.12	14.36±0.08	2MASS	3.0	N	Y	N	
883	05 43 09.87	-08 13 23.5	...	...	...	20.19±0.01	19.32±0.01	LAICA	...	...	...	...	...	N	Y	N	
884	05 41 44.86	-08 21 30.6	...	...	19.03±0.01	17.19±0.01	15.53±0.01	LAICA	12.64±0.02	10.93±0.02	9.78±0.02	2MASS	7.5	Y	Y	N	
885	05 42 08.06	-08 12 02.4	...	...	...	19.88±0.01	17.73±0.01	LAICA	13.69±0.02	11.45±0.03	10.15±0.02	2MASS	13.6	N	Y	Y	
886	05 42 05.18	-08 11 26.6	...	...	...	19.86±0.01	18.04±0.01	LAICA	13.98±0.03	11.82±0.03	10.59±0.02	2MASS	14.4	N	Y	N	
887	05 42 10.83	-08 11 35.8	...	...	...	...	...	...	17.10±0.20	15.02±0.08	13.92±0.06	2MASS	13.7	N	Y	N	
888	05 42 14.27	-08 13 21.9	...	...	...	...	...	...	...	15.60±0.11	14.65±0.10	2MASS	...	N	Y	N	
889	05 41 25.11	-08 33 36.1	...	...	...	...	...	...	16.95±0.19	15.61±0.10	14.53±0.10	2MASS	2.6	N	Y	N	
890	05 41 22.55	-08 33 27.7	...	...	...	...	...	...	17.33±0.25	15.80±0.13	14.67±0.11	2MASS	5.1	N	Y	N	
891	05 40 49.01	-08 33 21.5	...	...	...	...	...	...	...	...	14.97±0.16	2MASS	...	N	Y	N	
892	05 43 04.40	-08 18 10.6	...	20.48±0.01	18.19±0.01	16.53±0.01	15.36±0.01	LAICA	13.24±0.03	12.21±0.02	11.67±0.02	2MASS	2.6	Y	Y	Y	
893	05 43 04.56	-08 16 39.1	...	...	18.90±0.01	17.12±0.01	15.86±0.01	LAICA	13.63±0.02	12.49±0.03	11.94±0.02	2MASS	4.6	Y	Y	Y	
894	05 42 57.21	-08 18 28.6	...	...	19.13±0.01	17.26±0.01	16.05±0.01	LAICA	14.18±0.03	13.35±0.03	12.90±0.03	2MASS	1.8	Y	Y	N	
895	05 42 51.14	-08 21 16.1	...	...	20.26±0.01	18.24±0.01	16.86±0.01	LAICA	14.96±0.04	14.06±0.03	13.65±0.05	2MASS	1.9	Y	Y	N	
896	05 43 03.54	-08 17 30.5	...	...	...	19.68±0.01	17.97±0.01	LAICA	15.63±0.05	14.70±0.04	14.16±0.07	2MASS	1.3	N	Y	N	
897	05 43 16.42	-08 16 54.7	...	...	...	...	...	...	16.35±0.10	15.49±0.10	14.89±0.13	2MASS	0.0	N	Y	N	
898	05 42 57.38	-08 17 46.0	...	...	...	20.85±0.02	19.03±0.01	LAICA	16.25±0.09	15.22±0.09	14.45±0.08	2MASS	0.9	N	Y	N	
899	05 42 45.03	-08 33 36.2	...	...	20.28±0.01	18.06±0.01	16.77±0.01	LAICA	13.26±0.03	12.02±0.04	11.40±0.02	2MASS	5.3	Y	Y	Y	
900	05 43 09.57	-08 29 27.1	...	...	...	...	20.45±0.02	LAICA	16.86±0.16	14.69±0.06	13.25±0.04	2MASS	11.5	N	Y	Y	
901	05 42 55.55	-08 32 48.3	...	...	...	...	...	...	17.28±0.21	15.50±0.11	14.26±0.08	2MASS	7.5	N	Y	N	
902	05 41 42.45	-08 37 07.1	...	...	...	...	...	...	10.65±0.03	9.49±0.04	8.76±0.02	2MASS	6.8	Y	Y	N	
903	05 41 30.35	-08 40 17.8	...	...	...	...	...	...	...	14.73±0.08	11.86±0.03	2MASS	...	Y	Y	N	
904	05 41 30.06	-08 40 09.2	...	...	...	...	...	...	...	15.85±0.15	12.27±0.03	2MASS	...	Y	Y	N	
905	05 42 05.48	-08 38 28.5	...	18.69±0.01	...	...	...	LAICA	11.96±0.02	10.92±0.02	10.52±0.02	2MASS	2.9	Y	Y	N	
906	05 41 34.80	-08 35 23.2	...	...	...	...	...	...	15.19±0.05	12.73±0.03	11.52±0.02	2MASS	16.6	Y	Y	N	
907	05 41 32.36	-08 37 55.6	...	...	...	...	...	...	...	15.42±0.09	13.04±0.04	2MASS	...	N	Y	N	
908	05 41 53.68	-08 37 43.1	...	...	...	...	...	...	13.77±0.02	12.65±0.03	11.84±0.02	2MASS	5.4	Y	Y	N	
909	05 41 27.22	-08 36 45.8	...	...	...	...	...	...	14.49±0.03	12.81±0.02	12.07±0.02	2MASS	9.3	N	Y	N	
910	05 41 32.01	-08 40 09.9	...	...	...	...	...	...	...	...	...	...	...	N	Y	N	
911	05 41 19.57	-08 40 38.8	...	...	...	...	...	...	13.53±0.03	11.64±0.02	10.50±0.02	2MASS	9.9	Y	Y	N	
912	05 41 26.71	-08 42 24.4	...	...	...	...	...	...	14.65±0.03	12.11±0.02	10.50±0.02	2MASS	15.3	N	Y	N	
913	05 41 22.95	-08 39 10.6	...	...	...	...	...	...	12.35±0.03	11.21±0.03	10.72±0.02	2MASS	2.9	Y	Y	N	
914	05 41 22.60	-08 39 16.1	...	...	...	...	...	...	13.83±0.04	12.74±0.04	12.13±0.03	2MASS	4.2	N	Y	N	
915	05 41 29.29	-08 43 04.1	...	...	...	...	...	...	...	...	14.24±0.08	2MASS	...	N	Y	N	
916	05 41 30.45	-08 40 22.9	...	...	...	...	...	...	...	...	14.67±0.12	2MASS	...	N	Y	N	
917	05 41 29.79	-08 42 46.1	...	...	...	...	...	...	...	16.30±0.21	14.61±0.11	2MASS	...	N	Y	N	
918	05 41 30.50	-08 43 58.9	...	...	...	...	...	...	15.65±0.07	14.93±0.06	14.43±0.09	2MASS	0.7	Y	Y	N	
919	05 43 42.99	-08 34 29.7	...	...	...	19.01±0.01	17.35±0.01	LAICA	15.30±0.05	14.53±0.05	13.93±0.05	2MASS	0.0	N	Y	N	
920	05 42 46.09	-08 40 00.8	...	17.34±0.01	15.32±0.01	14.32±0.01	13.31±0.01	LAICA	11.63±0.02	10.18±0.02	9.23±0.03	2MASS	4.1	Y	Y	Y	
921	05 42 51.43	-08 39 02.0	...	18.49±0.01	16.64±0.01	15.51±0.01	14.39±0.01	LAICA	12.04±0.02	10.50±0.02	9.55±0.02	2MASS	6.7	Y	Y	Y	
922	05 42 48.08	-08 40 08.4	...	...	...	...	...	...	14.60±0.06	12.20±0.05	10.42±0.04	2MASS	12.0	N	Y	N	
923	05 42 47.39	-08 38 08.9	...	...	...	18.07±0.01	16.56±0.01	LAICA	13.80±0.05	11.97±0.05	10.90±0.04	2MASS	9.6	N	Y	N	
924	05 43 03.92	-08 39 09.3	...	...	17.79±0.01	16.20±0.01	14.95±0.01	LAICA	12.77±0.02	11.43±0.02	10.85±0.02	2MASS	4.0	Y	Y	Y	
925	05 42 52.51	-08 39 16.9	...	...	18.16±0.01	16.85±0.01	15.72±0.01	LAICA	13.23±0.02	11.85±0.02	11.06±0.02	2MASS	5.6	N	Y	N	
926	05 42 58.29	-08 38 05.2	...	...	...	...	...	...	...	...	13.45±0.05	2MASS	...	N	Y	N	
927	05 42 40.81	-08 40 08.7	...	...	...	...	14.48±0.01	LAICA	12.97±0.02	11.84±0.02	11.00±0.02	2MASS	1.0	Y	Y	Y	

Table 2 continued.

ID	RA (J2000)	DEC (J2000)	u' (mag)	g' (mag)	r' (mag)	i' (mag)	z' (mag)	INS1.	J (mag)	H (mag)	K <sub>s</sub> (mag)	INS2.	A <sub>v</sub> (mag)	Sp	IRE	Xray	
928	05 42 49.75	-08 38 25.9	...	...	...	...	...	...	15.26±0.05	12.95±0.02	11.51±0.02	2MASS	13.5	N	Y	N	
929	05 42 49.99	-08 39 02.9	...	...	...	18.42±0.01	16.57±0.01	LAICA	13.74±0.03	12.36±0.02	11.57±0.02	2MASS	6.9	N	Y	N	
930	05 43 00.91	-08 44 18.4	...	...	...	...	...	...	16.18±0.09	13.38±0.03	12.02±0.03	2MASS	20.7	N	Y	Y	
931	05 42 52.91	-08 41 41.0	...	...	...	...	...	...	15.66±0.05	13.51±0.03	12.14±0.03	2MASS	11.8	N	Y	N	
932	05 42 47.50	-08 38 04.1	...	...	...	18.70±0.01	16.89±0.01	LAICA	14.17±0.03	12.76±0.04	11.99±0.03	2MASS	3.5	Y	Y	N	
933	05 42 52.05	-08 38 59.6	...	...	...	...	...	17.80±0.01	LAICA	14.80±0.03	13.06±0.02	12.25±0.02	2MASS	10.0	N	Y	N
934	05 42 47.24	-08 36 36.7	...	...	...	...	...	...	...	15.38±0.08	14.17±0.07	2MASS	...	N	Y	N	
935	05 43 10.75	-08 33 55.4	...	19.64±0.01	17.50±0.01	16.60±0.01	16.02±0.01	LAICA	...	...	...	...	...	N	Y	N	
936	05 42 54.76	-08 37 03.8	...	...	...	...	...	...	15.85±0.06	13.96±0.02	12.97±0.03	2MASS	11.9	N	Y	N	
937	05 43 02.88	-08 47 49.7	...	...	...	...	...	...	17.36±0.24	15.75±0.14	14.58±0.09	2MASS	5.7	N	Y	N	
938	05 42 58.38	-08 37 42.8	...	...	...	...	...	...	...	...	...	...	...	N	Y	Y	
939	05 43 00.93	-08 41 14.5	...	...	...	...	...	...	...	15.87±0.14	14.61±0.10	2MASS	...	N	Y	N	
940	05 42 54.73	-08 39 59.7	...	...	...	...	...	...	17.24±0.23	15.32±0.08	14.24±0.06	2MASS	12.0	N	Y	N	
941	05 42 37.19	-08 38 46.9	...	...	...	...	...	...	16.30±0.09	15.27±0.08	14.87±0.13	2MASS	3.2	N	Y	N	
942	05 42 38.62	-08 50 18.9	...	...	...	...	...	...	16.95±0.18	14.19±0.04	12.21±0.03	2MASS	15.3	N	Y	N	
943	05 42 38.32	-08 41 02.0	...	...	...	...	15.75±0.01	LAICA	13.35±0.02	12.07±0.02	11.38±0.02	2MASS	4.7	Y	Y	Y	
944	05 42 43.10	-08 45 35.5	...	...	...	...	...	...	...	...	...	...	...	N	Y	Y	
945	05 42 34.55	-08 53 38.4	...	...	...	...	...	...	15.02±0.04	13.81±0.03	12.99±0.02	2MASS	5.7	Y	Y	N	
946	05 36 24.62	-06 22 41.2	...	...	...	...	...	...	...	...	13.60±0.01	UKIDSS	...	N	Y	N	
947	05 37 13.26	-06 35 00.3	12.31±0.01	10.81±0.01	10.57±0.01	10.52±0.01	10.99±0.01	SDSS	9.11±0.02	8.56±0.04	7.90±0.03	2MASS	1.0	Y	Y	N	
948	05 36 25.43	-06 42 57.6	12.52±0.01	15.14±0.03	10.33±0.01	9.98±0.01	9.72±0.01	SDSS	8.11±0.02	6.96±0.02	5.95±0.02	2MASS	0.5	Y	Y	N	
949	05 37 47.06	-06 42 29.9	9.96±0.01	8.97±0.01	8.92±0.01	9.04±0.01	10.05±0.01	SDSS	8.41±0.01	7.95±0.04	7.37±0.01	2MASS	0.0	N	Y	Y	
950	05 38 09.29	-06 49 16.4	17.79±0.04	14.82±0.02	13.41±0.01	12.46±0.01	11.77±0.01	SDSS	9.94±0.02	8.97±0.03	7.98±0.02	2MASS	0.0	Y	Y	N	
951	05 37 24.46	-06 58 32.7	23.43±0.60	24.28±0.61	21.27±0.06	18.67±0.02	16.53±0.01	SDSS	13.09±0.03	11.05±0.02	9.85±0.02	2MASS	11.8	Y	Y	N	
952	05 38 40.49	-06 58 21.7	...	25.32±0.59	22.59±0.37	20.04±0.30	17.69±0.18	SDSS	12.87±0.05	10.58±0.04	8.79±0.03	2MASS	10.3	N	Y	N	
953	05 38 46.19	-07 00 48.3	...	...	...	...	...	...	...	...	14.92±0.14	2MASS	...	N	Y	N	
954	05 39 05.23	-07 05 41.8	25.64±0.96	24.38±0.52	22.87±0.22	21.11±0.08	18.95±0.05	SDSS	15.12±0.05	12.80±0.03	11.40±0.02	2MASS	14.1	N	Y	N	
955	05 38 58.62	-07 16 45.3	17.49±0.01	14.63±0.11	13.08±0.01	12.15±0.01	12.01±0.01	SDSS	9.62±0.02	8.60±0.05	7.59±0.02	2MASS	0.0	N	Y	N	
956	05 38 42.77	-07 12 43.6	19.31±0.04	17.59±0.12	15.56±0.05	16.74±0.20	13.26±0.01	SDSS	10.82±0.03	9.28±0.03	8.12±0.02	2MASS	4.9	Y	Y	N	
957	05 39 54.60	-07 24 14.7	...	...	...	...	...	...	16.56±0.16	14.16±0.04	12.40±0.02	2MASS	12.3	N	Y	N	
958	05 39 55.33	-07 24 39.4	...	...	...	...	...	...	...	...	...	...	...	N	Y	N	
959	05 41 27.01	-07 42 33.7	...	...	...	...	...	...	...	...	...	...	...	N	Y	Y	
960	05 40 20.53	-07 56 39.6	25.85±0.79	24.90±0.66	21.95±0.13	19.78±0.03	17.60±0.02	SDSS	12.85±0.03	10.68±0.02	9.40±0.02	2MASS	12.9	N	Y	N	
961	05 40 17.82	-07 48 25.9	...	...	...	...	...	...	15.94±0.09	12.65±0.03	10.49±0.02	2MASS	21.5	Y	Y	N	
962	05 41 34.20	-08 35 27.8	...	...	...	...	...	...	15.75±0.11	12.67±0.09	10.57±0.04	2MASS	19.1	Y	Y	N	
963	05 43 43.61	-08 34 16.5	...	19.06±0.01	16.96±0.01	15.96±0.01	14.75±0.01	LAICA	12.92±0.02	11.80±0.02	11.23±0.02	2MASS	3.0	Y	Y	Y	
964	05 42 50.49	-08 38 29.2	...	...	...	18.54±0.01	16.70±0.01	LAICA	12.93±0.02	10.57±0.02	9.09±0.02	2MASS	13.9	Y	Y	Y	
965	05 42 48.71	-08 38 31.1	...	17.76±0.01	15.58±0.01	14.47±0.01	13.39±0.01	LAICA	11.15±0.02	9.80±0.02	9.06±0.02	2MASS	4.0	Y	Y	Y	
966	05 35 46.84	-06 05 07.4	19.20±0.06	16.72±0.02	15.23±0.03	14.34±0.01	13.89±0.01	SDSS	12.63±0.02	11.89±0.03	11.64±0.02	2MASS	0.0	Y	N	Y	
967	05 36 05.45	-06 13 31.9	...	...	...	...	...	...	...	...	17.84±0.14	UKIDSS	...	N	Y	Y	
968	05 35 09.05	-06 14 19.9	12.33±0.02	11.07±0.01	10.66±0.01	10.52±0.01	10.57±0.01	SDSS	9.61±0.03	9.29±0.03	9.19±0.02	2MASS	0.0	N	N	Y	
969	05 35 34.79	-06 05 00.8	10.69±0.01	9.62±0.01	9.49±0.01	9.64±0.01	10.00±0.01	SDSS	9.18±0.02	9.18±0.03	9.18±0.02	2MASS	0.0	N	N	Y	
970	05 35 05.43	-06 15 46.9	22.46±0.34	20.42±0.03	18.37±0.02	16.17±0.01	14.83±0.02	SDSS	12.62±0.03	11.59±0.03	11.19±0.02	2MASS	1.8	Y	N	Y	
971	05 35 22.80	-06 12 04.8	19.72±0.07	18.41±0.01	16.91±0.02	15.63±0.01	14.84±0.01	SDSS	13.63±0.03	12.52±0.03	11.88±0.02	2MASS	0.3	Y	Y	Y	
972	05 35 33.59	-06 18 24.7	20.72±0.10	18.36±0.01	16.94±0.01	15.64±0.01	14.89±0.01	SDSS	13.43±0.02	12.77±0.03	12.54±0.02	2MASS	0.0	Y	N	Y	
973	05 35 47.07	-06 11 45.1	22.73±0.46	20.81±0.03	19.31±0.02	17.13±0.01	15.79±0.01	SDSS	13.86±0.03	13.25±0.03	12.97±0.03	2MASS	0.6	Y	N	Y	
974	05 35 42.20	-06 15 14.2	22.47±0.33	19.65±0.02	18.24±0.02	16.51±0.01	15.55±0.01	SDSS	13.92±0.03	13.33±0.04	13.08±0.02	2MASS	0.0	Y	N	Y	
975	05 35 16.96	-06 13 08.9	...	19.47±0.02	18.02±0.02	16.38±0.01	15.57±0.01	SDSS	14.03±0.03	13.36±0.04	13.13±0.03	2MASS	0.0	Y	N	Y	
976	05 35 29.55	-06 18 54.7	22.39±0.45	19.78±0.02	18.39±0.01	16.64±0.01	15.67±0.01	SDSS	14.12±0.02	13.49±0.03	13.22±0.02	2MASS	0.0	Y	N	Y	
977	05 35 14.31	-06 19 09.4	...	...	...	...	...	...	...	...	...	...	...	N	?	Y	
978	05 34 57.62	-06 18 31.2	12.93±0.02	11.56±0.01	11.04±0.01	10.85±0.01	11.54±0.01	SDSS	9.85±0.03	9.51±0.03	9.35±0.02	2MASS	0.0	N	N	Y	
979	05 34 30.27	-06 22 01.0	19.82±0.04	17.19±0.02	15.93±0.02	14.56±0.01	13.79±0.01	SDSS	12.37±0.03	11.64±0.03	11.41±0.02	2MASS	0.0	Y	N	Y	
980	05 34 35.84	-06 21 54.6	19.87±0.04	17.39±0.02	16.10±0.02	14.84±0.01	14.20±0.01	SDSS	12.58±0.03	11.94±0.04	11.66±0.02	2MASS	0.0	Y	N	Y	
981	05 34 41.03	-06 27 50.7	19.58±0.04	16.90±0.02	15.56±0.02	14.52±0.01	14.00±0.01	SDSS	12.68±0.02	11.92±0.03	11.77±0.02	2MASS	0.0	Y	N	Y	
982	05 34 22.56	-06 20 29.1	21.17±0.11	18.45±0.02	17.08±0.02	15.46±0.01	14.60±0.01	SDSS	13.08±0.02	12.45±0.03	12.17±0.02	2MASS	0.0	Y	N	Y	
983	05 35 07.15	-06 18 16.3	20.82±0.09	18.43±0.02	17.08±0.02	15.57±0.01	14.74±0.02	SDSS	13.26±0.03	12.61±0.03	12.32±0.02	2MASS	0.0	Y	N	Y	
984	05 35 11.11	-06 20 14.2	20.54±0.07	17.88±0.02	16.52±0.02	15.27±0.01	14.56±0.02	SDSS	13.20±0.03	12.54±0.03	12.28±0.02	2MASS	0.0	Y	N	Y	
985	05 34 48.11	-06 18 11.5	20.60±0.07	18.01±0.02	16.63±0.02	15.41±0.01	14.76±0.02	SDSS	13.40±0.03	12.66±0.03	12.46±0.02	2MASS	0.0	Y	N	Y	

Table 2 continued.

ID	RA (J2000)	DEC (J2000)	u' (mag)	g' (mag)	r' (mag)	i' (mag)	z' (mag)	INS1.	J (mag)	H (mag)	K <sub>s</sub> (mag)	INS2.	A <sub>v</sub> (mag)	Sp	IRE	Xray
986	05 35 02.79	-06 23 59.8	21.57±0.17	19.16±0.02	17.78±0.02	15.97±0.01	15.00±0.01	SDSS	13.43±0.03	12.86±0.03	12.59±0.02	2MASS	0.0	Y	N	Y
987	05 34 49.80	-06 15 28.4	21.49±0.14	19.15±0.02	17.78±0.02	16.00±0.01	15.04±0.02	SDSS	13.51±0.02	12.94±0.04	12.67±0.03	2MASS	0.0	N	Y	Y
988	05 34 32.87	-06 24 43.9	21.59±0.16	19.54±0.02	18.25±0.02	16.38±0.01	15.42±0.01	SDSS	13.82±0.03	13.25±0.03	12.87±0.02	2MASS	0.0	Y	N	Y
989	05 34 48.31	-06 22 42.7	21.62±0.17	19.96±0.02	18.64±0.02	16.64±0.01	15.50±0.01	SDSS	13.79±0.03	13.21±0.04	12.97±0.02	2MASS	0.0	Y	Y	Y
990	05 35 07.36	-06 26 33.9	21.82±0.21	20.05±0.03	18.68±0.02	16.66±0.01	15.61±0.01	SDSS	13.87±0.03	13.33±0.03	13.07±0.02	2MASS	0.0	Y	N	Y
991	05 35 07.33	-06 18 55.2	22.57±0.25	20.57±0.03	19.11±0.02	17.26±0.01	16.21±0.02	SDSS	14.60±0.04	14.04±0.04	13.71±0.04	2MASS	0.0	Y	N	Y
992	05 35 03.45	-06 22 33.1	23.16±0.64	20.52±0.03	19.13±0.02	17.20±0.01	16.17±0.01	SDSS	14.57±0.03	13.97±0.04	13.66±0.03	2MASS	0.0	N	N	Y
993	05 35 01.99	-06 23 39.0	...	21.51±0.06	20.11±0.03	18.08±0.01	16.99±0.02	SDSS	15.38±0.05	14.90±0.07	14.55±0.07	2MASS	0.0	N	?	Y
994	05 34 29.48	-06 19 55.3	...	25.17±0.68	23.00±0.30	22.10±0.19	20.44±0.19	SDSS	...	...	15.34±0.15	2MASS	...	N	Y	Y
995	05 34 52.43	-06 24 53.5	...	...	...	...	...	...	...	17.41±0.06	16.14±0.04	UKIDSS	...	N	Y	Y
996	05 35 19.05	-06 21 57.3	...	...	...	...	...	...	...	...	...	...	...	N	Y	Y
997	05 35 05.62	-06 20 50.8	...	...	...	...	...	...	...	...	...	...	...	N	Y	Y
998	05 34 29.58	-06 24 55.4	...	...	...	...	...	...	...	...	...	...	...	N	?	Y
999	05 34 15.59	-06 24 16.7	22.80±0.41	19.93±0.02	18.49±0.02	16.52±0.01	15.58±0.01	SDSS	13.95±0.03	13.36±0.03	13.05±0.03	2MASS	0.2	Y	N	Y
1000	05 34 39.29	-06 32 04.7	...	...	...	...	...	...	...	...	...	...	...	N	Y	Y
1001	05 34 11.20	-06 26 28.6	...	...	...	...	...	...	...	...	...	...	...	N	?	Y
1002	05 36 56.67	-06 20 26.1	19.13±0.06	16.55±0.02	15.22±0.01	14.13±0.01	13.49±0.01	SDSS	12.07±0.02	11.40±0.03	11.17±0.02	2MASS	0.1	N	N	Y
1003	05 36 57.36	-06 18 45.1	22.17±0.35	18.80±0.02	17.47±0.01	15.67±0.01	14.66±0.01	SDSS	13.11±0.03	12.53±0.03	12.26±0.03	2MASS	0.0	Y	N	Y
1004	05 36 36.85	-06 09 54.9	22.34±0.61	18.50±0.01	17.28±0.01	15.85±0.01	14.98±0.01	SDSS	13.47±0.02	12.82±0.03	12.61±0.02	2MASS	0.0	Y	N	Y
1005	05 36 29.80	-06 14 19.6	23.02±0.57	20.03±0.02	18.57±0.01	16.63±0.01	15.51±0.01	SDSS	13.85±0.03	13.22±0.03	12.92±0.02	2MASS	0.0	Y	N	Y
1006	05 37 05.97	-06 17 51.8	23.91±0.56	20.38±0.02	18.94±0.02	16.95±0.01	15.88±0.02	SDSS	14.17±0.03	13.64±0.03	13.28±0.04	2MASS	0.0	N	N	Y
1007	05 36 50.36	-06 23 09.1	22.65±1.00	20.17±0.06	18.73±0.02	16.97±0.01	15.99±0.01	SDSS	14.44±0.03	13.85±0.04	13.61±0.03	2MASS	0.0	Y	N	Y
1008	05 36 34.75	-06 17 50.8	...	...	...	...	...	...	...	...	17.81±0.14	UKIDSS	...	N	Y	Y
1009	05 36 37.75	-06 16 56.7	...	...	...	...	...	...	...	...	...	...	...	N	Y	Y
1010	05 36 41.92	-06 09 24.8	...	...	...	...	...	...	...	...	...	...	...	N	?	Y
1011	05 36 41.05	-06 21 39.0	...	...	...	...	...	...	...	...	...	...	...	N	?	Y
1012	05 36 06.04	-06 19 38.8	11.59±0.01	10.19±0.01	9.82±0.01	9.70±0.01	9.92±0.01	SDSS	8.89±0.02	8.68±0.05	8.63±0.02	2MASS	0.0	N	N	Y
1013	05 36 37.81	-06 25 30.2	11.75±0.03	14.69±0.04	14.58±0.02	14.70±0.01	12.61±0.01	SDSS	9.60±0.02	9.53±0.03	9.48±0.02	2MASS	0.0	N	N	Y
1014	05 36 06.86	-06 23 35.2	12.16±0.01	11.00±0.01	10.78±0.01	10.72±0.01	10.84±0.01	SDSS	9.97±0.02	9.77±0.03	9.74±0.02	2MASS	0.0	N	N	Y
1015	05 36 24.00	-06 25 27.1	...	...	...	20.48±0.88	20.33±0.17	SDSS	13.77±0.03	11.52±0.04	10.46±0.02	2MASS	15.5	N	N	Y
1016	05 35 41.01	-06 26 50.4	16.18±0.03	14.88±0.01	14.73±0.01	12.74±0.01	12.50±0.01	SDSS	11.36±0.02	10.78±0.03	10.63±0.01	2MASS	0.8	Y	N	Y
1017	05 36 22.09	-06 24 22.4	27.08±0.66	22.76±0.83	...	23.08±0.56	19.88±0.11	SDSS	15.88±0.06	13.37±0.04	12.17±0.02	2MASS	17.9	N	N	Y
1018	05 35 58.29	-06 22 11.5	22.53±0.37	21.44±0.05	19.84±0.02	17.38±0.01	15.83±0.01	SDSS	13.81±0.02	13.18±0.03	12.86±0.02	2MASS	0.0	N	N	Y
1019	05 36 18.43	-06 25 53.8	...	...	...	...	...	...	...	...	17.56±0.11	UKIDSS	...	N	Y	Y
1020	05 35 46.89	-06 19 11.5	...	...	...	...	...	...	...	18.35±0.16	17.14±0.07	UKIDSS	...	N	Y	Y
1021	05 36 04.17	-06 24 55.0	...	...	...	...	...	...	...	...	...	...	...	N	?	Y
1022	05 35 08.07	-06 33 48.7	9.69±0.01	8.70±0.01	8.89±0.01	10.93±0.01	9.85±0.01	SDSS	8.81±0.02	8.80±0.03	8.74±0.01	2MASS	0.0	N	N	Y
1023	05 35 03.65	-06 27 55.5	21.60±0.17	19.52±0.02	18.16±0.02	16.22±0.01	15.18±0.01	SDSS	13.56±0.03	12.94±0.03	12.69±0.03	2MASS	0.0	Y	N	Y
1024	05 34 49.59	-06 32 59.4	23.34±0.71	20.60±0.03	19.12±0.03	17.02±0.01	15.83±0.03	SDSS	14.11±0.03	13.54±0.03	13.25±0.03	2MASS	0.1	Y	N	Y
1025	05 35 33.05	-06 27 28.9	22.71±0.43	20.63±0.03	19.20±0.02	17.40±0.02	16.37±0.01	SDSS	14.82±0.03	14.20±0.04	13.94±0.04	2MASS	0.0	Y	N	Y
1026	05 35 11.41	-06 26 33.1	...	...	...	...	...	...	...	...	...	...	...	N	Y	Y
1027	05 35 53.60	-06 33 05.9	...	...	...	...	...	...	...	...	...	...	...	N	?	Y
1028	05 34 36.56	-06 34 25.1	...	...	...	...	...	...	...	...	...	...	...	N	?	Y
1029	05 37 18.33	-06 26 11.7	12.02±0.01	10.94±0.01	10.54±0.01	10.48±0.01	11.07±0.01	SDSS	9.74±0.02	9.52±0.02	9.47±0.02	2MASS	0.0	N	N	Y
1030	05 37 21.18	-06 33 44.1	25.46±0.82	24.63±0.57	21.83±0.09	19.42±0.02	17.68±0.02	SDSS	14.73±0.03	13.10±0.03	12.40±0.03	2MASS	9.7	N	N	Y
1031	05 37 00.23	-06 31 10.2	...	...	...	...	...	...	...	...	...	...	...	N	Y	Y
1032	05 37 04.19	-06 30 09.3	...	...	...	...	...	...	...	...	...	...	...	N	Y	Y
1033	05 36 55.01	-06 24 19.5	...	...	...	...	...	...	...	...	17.87±0.15	UKIDSS	...	N	Y	Y
1034	05 36 59.44	-06 25 45.7	...	...	...	...	...	...	...	18.09±0.12	17.93±0.16	UKIDSS	...	N	?	Y
1035	05 36 30.22	-06 28 37.8	...	...	...	...	...	...	...	...	...	...	...	N	Y	Y
1036	05 36 29.74	-06 36 48.8	...	...	...	...	...	...	...	...	...	...	...	N	?	Y
1037	05 37 50.83	-06 43 19.2	8.58±0.01	8.36±0.01	7.91±0.01	8.70±0.01	9.34±0.01	SDSS	8.43±0.02	8.46±0.03	8.48±0.02	2MASS	0.0	N	N	Y
1038	05 37 41.46	-06 33 57.7	11.77±0.01	10.70±0.01	10.46±0.01	10.46±0.01	11.04±0.01	SDSS	9.82±0.02	9.68±0.02	9.63±0.02	2MASS	0.0	N	N	Y
1039	05 38 23.66	-06 37 44.4	15.00±0.04	14.34±0.06	11.72±0.01	11.74±0.01	13.45±0.14	SDSS	10.52±0.05	9.98±0.07	9.86±0.05	2MASS	0.0	Y	N	Y
1040	05 37 58.88	-06 43 31.3	21.53±0.19	19.23±0.04	17.81±0.04	15.81±0.03	14.70±0.03	SDSS	12.88±0.06	12.28±0.05	11.96±0.06	2MASS	0.0	Y	Y	Y
1041	05 37 38.24	-06 33 15.5	24.12±0.97	23.63±0.37	12.92±0.01	23.33±0.80	23.17±0.64	SDSS	11.68±0.02	11.35±0.02	11.32±0.02	2MASS	0.0	N	N	Y
1042	05 37 59.80	-06 42 05.4	20.43±0.09	17.90±0.01	16.53±0.01	15.00±0.01	14.21±0.02	SDSS	12.73±0.02	12.10±0.03	11.87±0.03	2MASS	0.0	Y	N	Y
1043	05 37 45.37	-06 38 13.1	25.39±0.86	22.47±0.12	19.56±0.02	17.36±0.03	15.99±0.01	SDSS	13.63±0.03	12.49±0.03	12.04±0.03	2MASS	3.3	Y	N	Y



Table 2 continued.

ID	RA (J2000)	DEC (J2000)	u' (mag)	g' (mag)	r' (mag)	i' (mag)	z' (mag)	INS1.	J (mag)	H (mag)	K <sub>s</sub> (mag)	INS2.	A <sub>v</sub> (mag)	Sp	IRE	Xray
1044	05 38 04.98	-06 38 25.6	20.85±0.09	18.47±0.02	17.08±0.01	15.40±0.01	14.45±0.01	SDSS	12.91±0.02	12.25±0.02	11.99±0.03	2MASS	0.0	Y	N	Y
1045	05 38 02.55	-06 42 31.9	...	18.97±0.02	17.31±0.01	15.78±0.01	14.94±0.02	SDSS	13.29±0.02	12.51±0.03	12.25±0.04	2MASS	0.4	Y	N	Y
1046	05 38 09.33	-06 41 45.2	21.37±0.28	18.84±0.03	17.37±0.03	16.14±0.01	15.52±0.02	SDSS	14.15±0.04	13.59±0.04	13.31±0.04	2MASS	0.0	N	N	Y
1047	05 38 02.49	-06 40 56.8	22.77±0.44	20.02±0.02	18.60±0.01	16.80±0.01	15.82±0.02	SDSS	14.17±0.03	13.63±0.04	13.29±0.04	2MASS	0.0	Y	N	Y
1048	05 37 32.22	-06 39 26.5	23.39±0.63	20.67±0.04	19.19±0.02	17.70±0.03	16.91±0.02	SDSS	15.43±0.07	14.98±0.09	14.69±0.12	2MASS	...	N	?	Y
1049	05 37 46.29	-06 31 00.6	...	...	...	...	...	...	...	...	...	...	...	N	Y	Y
1050	05 37 38.33	-06 43 42.0	...	...	...	...	...	...	...	...	...	...	...	N	Y	Y
1051	05 37 32.51	-06 41 45.4	...	...	...	...	...	...	...	...	...	...	...	N	Y	Y
1052	05 37 50.98	-06 36 53.9	...	...	...	...	...	...	...	...	...	...	...	N	?	Y
1053	05 37 18.90	-06 47 03.8	22.18±0.27	19.92±0.02	18.45±0.02	16.58±0.01	15.54±0.01	SDSS	13.92±0.03	13.33±0.03	13.08±0.04	2MASS	0.0	Y	N	Y
1054	05 37 16.86	-06 47 50.5	...	21.12±0.04	19.66±0.03	17.43±0.01	16.16±0.01	SDSS	14.43±0.03	13.76±0.04	13.43±0.04	2MASS	0.1	Y	N	Y
1055	05 36 54.19	-06 47 57.5	...	23.92±0.39	21.49±0.08	20.37±0.05	19.31±0.07	SDSS	16.79±0.17	15.77±0.15	15.06±0.13	2MASS	1.3	N	Y	Y
1056	05 37 16.00	-06 47 22.0	...	...	...	...	...	...	...	...	...	...	...	N	?	Y
1057	05 36 57.13	-06 42 51.3	...	22.53±0.38	22.51±0.34	21.52±0.16	20.94±0.29	SDSS	...	...	...	...	...	N	?	Y
1058	05 37 03.22	-06 51 24.3	...	...	...	...	...	...	...	...	...	...	...	N	Y	Y
1059	05 36 51.59	-06 47 16.2	...	...	...	...	...	...	...	...	...	...	...	N	Y	Y
1060	05 37 26.32	-06 47 49.5	...	...	...	...	...	...	...	...	...	...	...	N	?	Y
1061	05 36 55.44	-06 50 34.8	...	...	...	...	...	...	...	...	...	...	...	N	Y	Y
1062	05 37 17.36	-06 40 49.8	...	...	...	...	...	...	...	...	...	...	...	N	?	Y
1063	05 36 54.49	-06 49 56.6	...	...	...	...	...	...	...	...	...	...	...	N	?	Y
1064	05 37 14.24	-06 40 14.0	...	...	...	...	...	...	...	...	...	...	...	N	?	Y
1065	05 37 55.01	-06 44 58.8	20.17±0.09	17.47±0.01	16.08±0.01	14.83±0.01	14.04±0.02	SDSS	12.55±0.02	11.91±0.02	11.69±0.02	2MASS	0.0	Y	N	Y
1066	05 38 07.86	-06 44 17.2	...	24.34±0.55	22.26±0.15	20.87±0.07	19.96±0.10	SDSS	...	...	...	...	...	N	Y	Y
1067	05 38 06.52	-06 44 49.0	23.76±0.92	20.92±0.04	19.51±0.02	17.91±0.01	17.06±0.02	SDSS	15.63±0.07	14.93±0.09	14.81±0.13	2MASS	1.0	N	?	Y
1068	05 38 22.52	-06 49 26.0	...	...	...	...	...	...	...	...	...	...	...	N	Y	Y
1069	05 38 13.57	-06 43 29.1	...	...	...	...	...	...	...	...	...	...	...	N	Y	Y
1070	05 37 49.44	-06 55 16.4	13.42±0.04	13.69±0.02	16.08±0.44	11.13±0.01	12.94±0.08	SDSS	10.20±0.03	9.84±0.03	9.59±0.02	2MASS	0.0	N	Y	Y
1071	05 38 05.49	-06 53 14.6	17.02±0.04	14.59±0.02	13.41±0.01	12.80±0.01	12.39±0.01	SDSS	11.11±0.02	10.41±0.02	10.27±0.02	2MASS	1.0	N	N	Y
1072	05 37 59.03	-06 58 46.0	20.27±0.07	18.16±0.02	16.76±0.02	14.98±0.05	13.95±0.01	SDSS	12.28±0.02	11.61±0.02	11.35±0.03	2MASS	0.0	Y	N	Y
1073	05 37 49.34	-06 51 37.1	21.22±0.12	18.79±0.02	17.05±0.01	15.43±0.02	14.53±0.01	SDSS	12.86±0.02	12.05±0.03	11.77±0.03	2MASS	0.5	Y	Y	Y
1074	05 37 58.45	-06 56 35.1	...	...	...	...	...	...	...	...	...	...	...	N	Y	Y
1075	05 37 55.34	-06 50 09.4	...	24.66±0.62	22.24±0.15	20.13±0.04	18.51±0.03	SDSS	15.71±0.08	14.35±0.06	13.72±0.05	2MASS	6.7	N	N	Y
1076	05 37 47.47	-06 55 35.5	...	...	...	...	...	...	...	...	...	...	...	N	Y	Y
1077	05 37 32.29	-07 04 58.7	19.86±0.04	17.45±0.01	16.02±0.02	14.75±0.01	14.04±0.02	SDSS	12.52±0.02	11.85±0.03	11.60±0.02	2MASS	0.0	Y	N	Y
1078	05 38 19.59	-07 00 25.7	...	...	...	...	...	...	...	...	...	...	...	N	?	Y
1079	05 39 11.60	-07 13 09.7	...	...	...	...	...	...	15.55±0.15	12.80±0.04	2MASS	...	N	Y	Y	
1080	05 39 53.77	-07 09 53.5	20.93±0.11	18.41±0.02	16.87±0.02	15.47±0.03	14.69±0.02	SDSS	13.21±0.02	12.60±0.03	12.36±0.02	2MASS	0.0	N	N	Y
1081	05 39 46.20	-07 09 18.6	...	...	...	...	...	...	...	...	...	...	...	N	?	Y
1082	05 39 28.20	-07 10 20.3	...	...	...	...	...	...	...	...	...	...	...	N	?	Y
1083	05 38 34.36	-07 10 40.3	...	24.22±0.51	24.18±0.76	22.24±0.24	19.19±0.05	SDSS	14.70±0.04	12.22±0.02	11.05±0.02	2MASS	17.6	N	N	Y
1084	05 38 46.36	-07 11 19.2	26.07±0.94	23.65±0.36	...	20.93±0.07	18.56±0.04	SDSS	14.60±0.04	12.50±0.02	11.54±0.02	2MASS	14.0	N	N	Y
1085	05 38 45.04	-07 09 10.4	...	...	...	...	...	...	...	...	...	...	...	N	Y	Y
1086	05 38 43.53	-07 10 13.0	...	...	...	...	...	...	...	...	...	...	...	N	Y	Y
1087	05 39 53.30	-07 19 56.7	...	24.12±0.44	23.77±0.59	20.37±0.07	18.33±0.03	SDSS	14.62±0.04	12.78±0.03	11.91±0.02	2MASS	10.9	N	N	Y
1088	05 39 55.05	-07 16 29.4	...	...	...	...	...	...	...	...	...	...	...	N	Y	Y
1089	05 40 05.52	-07 11 31.6	...	24.09±0.44	22.99±0.32	21.98±0.19	21.04±0.29	SDSS	...	...	...	...	...	N	?	Y
1090	05 40 06.02	-07 16 13.5	...	...	...	...	...	...	...	...	...	...	...	N	Y	Y
1091	05 39 57.72	-07 23 21.7	...	...	...	...	...	...	...	...	...	...	...	N	?	Y
1092	05 40 01.29	-07 23 25.5	...	...	...	...	...	...	...	...	...	...	...	N	Y	Y
1093	05 39 35.32	-07 17 36.7	...	...	...	...	...	...	...	...	...	...	...	N	?	Y
1094	05 40 00.46	-07 23 37.7	...	...	...	...	...	...	...	...	...	...	...	N	?	Y
1095	05 39 47.61	-07 14 24.5	...	...	...	...	...	...	...	...	...	...	...	N	?	Y
1096	05 39 46.88	-07 15 52.4	...	...	...	...	...	...	...	...	...	...	...	N	?	Y
1097	05 38 51.98	-07 28 28.5	...	11.99±0.01	11.53±0.01	11.40±0.01	11.40±0.01	LAICA	10.64±0.03	10.36±0.03	10.30±0.02	2MASS	0.0	N	N	Y
1098	05 39 37.75	-07 26 22.9	...	...	...	...	...	...	16.23±0.12	13.50±0.03	12.12±0.03	2MASS	19.2	N	Y	Y
1099	05 38 54.38	-07 28 00.7	17.59±0.04	15.56±0.02	14.59±0.01	15.84±0.07	13.79±0.01	SDSS	12.70±0.02	12.12±0.03	11.96±0.02	2MASS	0.0	N	N	Y
1100	05 38 59.53	-07 27 54.1	...	...	...	...	...	...	...	...	...	...	...	N	Y	Y
1101	05 39 17.97	-07 30 21.9	...	...	...	...	...	...	...	...	...	...	...	N	Y	Y

Table 2 continued.

ID	RA (J2000)	DEC (J2000)	u' (mag)	g' (mag)	r' (mag)	i' (mag)	z' (mag)	INS1.	J (mag)	H (mag)	K <sub>s</sub> (mag)	INS2.	A <sub>v</sub> (mag)	Sp	IRE	Xray
1102	05 39 03.45	-07 24 28.1	...	...	...	...	...	...	...	...	...	...	...	N	?	Y
1103	05 40 39.58	-07 35 11.8	...	...	...	17.25±0.01	16.74±0.01	LAICA	15.19±0.05	14.64±0.07	14.37±0.10	2MASS	0.0	N	?	Y
1104	05 40 11.35	-07 25 28.4	...	...	...	...	...	...	...	...	...	...	...	N	Y	Y
1105	05 40 05.24	-07 27 18.9	...	...	...	...	...	...	...	...	...	...	...	N	?	Y
1106	05 40 56.25	-07 31 47.7	...	...	...	...	...	...	...	...	...	...	...	N	Y	Y
1107	05 40 20.35	-07 26 07.9	...	...	...	...	...	...	...	...	...	...	...	N	?	Y
1108	05 39 50.88	-07 44 27.9	...	...	...	...	...	...	...	...	...	...	...	N	Y	Y
1109	05 39 56.27	-07 33 34.8	...	...	...	...	...	...	...	...	...	...	...	N	Y	Y
1110	05 39 38.68	-07 45 05.2	21.15±0.16	18.79±0.02	17.36±0.03	15.72±0.01	14.82±0.01	SDSS	13.20±0.03	12.52±0.03	12.23±0.02	2MASS	0.0	Y	N	Y
1111	05 39 37.94	-07 47 20.8	23.03±0.60	25.21±0.65	23.70±0.51	22.01±0.18	20.46±0.17	SDSS	...	...	...	...	...	N	?	Y
1112	05 40 37.78	-07 37 51.5	...	...	19.39±0.01	...	...	LAICA	12.95±0.02	11.42±0.03	10.73±0.02	2MASS	8.0	N	N	Y
1113	05 40 51.78	-07 37 13.5	...	...	17.29±0.01	...	14.90±0.01	LAICA	12.59±0.03	11.45±0.03	10.97±0.02	2MASS	7.7	Y	N	Y
1114	05 41 16.32	-07 35 35.9	...	17.66±0.01	16.28±0.01	14.60±0.01	13.93±0.01	LAICA	12.35±0.02	11.81±0.02	11.49±0.02	2MASS	0.0	Y	N	Y
1115	05 41 10.70	-07 38 45.2	...	18.96±0.01	17.16±0.01	15.65±0.01	14.72±0.01	LAICA	12.97±0.02	12.16±0.03	11.79±0.02	2MASS	0.8	Y	N	Y
1116	05 41 26.44	-07 35 35.1	...	...	18.28±0.01	...	15.81±0.01	LAICA	14.14±0.02	13.57±0.03	13.21±0.03	2MASS	0.0	N	N	Y
1117	05 40 43.95	-07 35 57.7	...	...	...	...	...	...	...	...	...	...	...	N	?	Y
1118	05 40 49.33	-07 46 32.7	...	...	...	...	17.05±0.01	LAICA	14.00±0.02	12.40±0.02	11.72±0.02	2MASS	8.2	Y	Y	Y
1119	05 40 22.88	-07 42 56.3	...	...	18.97±0.01	17.51±0.01	16.79±0.01	LAICA	15.32±0.06	14.71±0.07	14.31±0.10	2MASS	0.0	N	?	Y
1120	05 40 42.28	-07 43 14.8	...	...	...	...	...	...	...	...	...	...	...	N	Y	Y
1121	05 40 01.97	-07 43 46.5	...	...	...	...	...	...	...	...	...	...	...	N	?	Y
1122	05 40 13.76	-07 41 55.6	...	...	...	...	...	...	...	...	...	...	...	N	?	Y
1123	05 39 46.63	-07 50 20.6	...	...	...	...	...	...	...	...	...	...	...	N	Y	Y
1124	05 41 34.66	-07 51 00.4	...	12.29±0.01	11.65±0.01	11.19±0.01	11.36±0.01	LAICA	10.28±0.02	9.81±0.02	9.73±0.02	2MASS	0.0	N	N	Y
1125	05 42 05.57	-07 48 19.5	...	18.61±0.01	16.96±0.01	15.24±0.01	14.77±0.01	LAICA	12.92±0.03	12.15±0.02	11.83±0.02	2MASS	1.3	N	N	Y
1126	05 41 43.96	-07 56 33.5	...	...	...	20.59±0.01	18.63±0.01	LAICA	15.02±0.03	13.22±0.02	12.41±0.02	2MASS	10.5	N	N	Y
1127	05 41 57.01	-07 51 43.6	...	...	...	...	...	...	...	...	...	...	...	N	Y	Y
1128	05 41 31.43	-07 54 33.7	...	...	...	...	...	...	...	...	...	...	...	N	?	Y
1129	05 41 31.74	-07 59 31.6	...	...	...	...	...	...	...	...	...	...	...	N	?	Y
1130	05 41 10.48	-07 55 29.9	...	...	...	...	...	...	...	...	...	...	...	N	?	Y
1131	05 42 01.52	-07 56 15.2	...	19.28±0.01	17.54±0.01	15.92±0.01	15.00±0.01	LAICA	13.19±0.02	12.41±0.02	12.11±0.02	2MASS	0.6	Y	N	Y
1132	05 42 32.65	-08 04 27.4	...	...	...	...	...	...	...	...	...	...	...	N	Y	Y
1133	05 41 59.79	-08 00 40.8	...	...	...	...	...	...	...	...	...	...	...	N	?	Y
1134	05 42 16.91	-07 56 09.9	...	...	...	...	...	...	...	...	...	...	...	N	?	Y
1135	05 41 51.78	-07 58 35.0	...	...	...	...	...	...	...	...	...	...	...	N	?	Y
1136	05 42 05.27	-08 03 37.7	...	...	...	...	...	...	...	...	...	...	...	N	?	Y
1137	05 42 10.83	-07 53 32.2	...	...	...	...	...	...	...	...	...	...	...	N	?	Y
1138	05 41 50.35	-08 09 11.1	...	...	...	...	...	...	...	...	...	...	...	N	Y	Y
1139	05 41 45.33	-08 07 23.2	...	...	...	...	...	...	...	...	...	...	...	N	Y	Y
1140	05 42 21.28	-08 08 00.2	...	...	...	...	12.09±0.01	LAICA	8.08±0.01	7.99±0.06	7.90±0.01	2MASS	0.0	N	N	Y
1141	05 42 48.13	-08 16 24.9	...	18.14±0.01	16.16±0.01	15.11±0.01	14.22±0.01	LAICA	12.50±0.02	11.53±0.02	11.19±0.02	2MASS	2.3	Y	N	Y
1142	05 42 48.90	-08 11 24.2	...	...	...	18.22±0.01	16.52±0.01	LAICA	13.51±0.02	11.99±0.02	11.33±0.02	2MASS	7.9	N	N	Y
1143	05 42 56.24	-08 15 06.6	...	...	19.05±0.01	17.11±0.01	15.77±0.01	LAICA	13.36±0.02	12.22±0.02	11.78±0.02	2MASS	3.4	Y	N	Y
1144	05 42 43.07	-08 18 35.0	...	19.85±0.01	17.48±0.01	16.22±0.01	15.11±0.01	LAICA	13.00±0.02	11.94±0.02	11.54±0.02	2MASS	5.7	Y	N	Y
1145	05 42 34.07	-08 15 29.6	...	...	20.17±0.01	18.05±0.01	16.53±0.01	LAICA	14.07±0.02	12.75±0.02	12.27±0.02	2MASS	3.9	Y	N	Y
1146	05 42 40.53	-08 18 15.7	...	...	19.76±0.01	17.59±0.01	16.09±0.01	LAICA	13.82±0.03	12.76±0.02	12.32±0.02	2MASS	3.7	N	N	Y
1147	05 42 48.97	-08 15 00.4	...	20.23±0.01	17.99±0.01	16.43±0.01	15.33±0.01	LAICA	13.42±0.02	12.43±0.02	12.10±0.02	2MASS	2.8	Y	N	Y
1148	05 42 37.90	-08 14 52.3	...	...	...	18.43±0.01	17.01±0.01	LAICA	14.84±0.04	13.98±0.03	13.49±0.04	2MASS	2.2	Y	N	Y
1149	05 43 02.92	-08 12 21.6	...	...	19.83±0.01	17.97±0.01	16.89±0.01	LAICA	15.24±0.05	14.68±0.05	14.30±0.08	2MASS	0.0	N	?	Y
1150	05 42 50.47	-08 03 29.7	...	...	...	21.61±0.02	...	LAICA	...	...	...	...	...	N	Y	Y
1151	05 42 51.44	-08 11 09.5	...	...	...	...	...	...	...	...	...	...	...	N	Y	Y
1152	05 43 06.76	-08 05 35.2	...	...	...	...	...	...	...	...	...	...	...	N	?	Y
1153	05 42 41.35	-08 13 39.7	...	...	...	...	...	...	...	...	...	...	...	N	?	Y
1154	05 42 35.79	-08 19 24.3	...	...	...	...	...	...	...	...	...	...	...	N	Y	Y
1155	05 42 30.82	-08 20 47.5	...	...	...	...	...	...	...	...	...	...	...	N	Y	Y
1156	05 42 19.91	-08 16 44.0	...	...	...	...	...	...	...	...	...	...	...	N	?	Y
1157	05 43 19.00	-08 16 29.5	...	20.23±0.01	17.67±0.01	16.13±0.01	14.90±0.01	LAICA	12.67±0.03	11.52±0.03	11.05±0.02	2MASS	4.1	Y	N	Y
1158	05 43 24.59	-08 13 27.5	...	16.47±0.01	15.05±0.01	14.04±0.01	13.26±0.01	LAICA	11.99±0.02	11.39±0.02	11.14±0.02	2MASS	0.0	N	N	Y
1159	05 43 05.91	-08 21 50.6	...	...	18.42±0.01	16.30±0.01	15.96±0.01	LAICA	13.20±0.03	12.18±0.02	11.78±0.02	2MASS	2.1	Y	N	Y

Table 2 continued.

ID	RA (J2000)	DEC (J2000)	u' (mag)	g' (mag)	r' (mag)	i' (mag)	z' (mag)	INS1.	J (mag)	H (mag)	K <sub>s</sub> (mag)	INS2.	A <sub>v</sub> (mag)	Sp	IRE	Xray	
1160	05 43 08.18	-08 16 40.3	...	20.31±0.01	17.96±0.01	16.36±0.01	15.23±0.01	LAICA	13.28±0.02	12.30±0.02	11.92±0.02	2MASS	2.9	Y	N	Y	
1161	05 43 11.47	-08 20 58.8	...	...	19.93±0.01	17.66±0.01	16.20±0.01	LAICA	14.17±0.03	13.31±0.03	12.85±0.03	2MASS	2.3	N	N	Y	
1162	05 43 01.24	-08 24 05.5	...	...	21.62±0.02	19.03±0.01	17.71±0.01	LAICA	15.63±0.05	14.91±0.06	14.27±0.08	2MASS	0.7	Y	N	Y	
1163	05 43 18.77	-08 16 56.5	...	...	...	...	...	...	...	...	...	...	...	N	Y	Y	
1164	05 42 51.01	-08 20 10.2	...	...	...	...	...	...	...	...	...	...	...	N	Y	Y	
1165	05 43 06.83	-08 18 07.5	...	...	...	...	...	...	...	...	...	...	...	N	Y	Y	
1166	05 42 30.62	-08 32 55.2	...	14.05±0.01	12.90±0.01	12.48±0.01	12.50±0.01	LAICA	10.82±0.02	10.13±0.02	9.76±0.02	2MASS	1.9	Y	Y	Y	
1167	05 42 51.80	-08 27 05.2	...	20.39±0.01	18.15±0.01	16.45±0.01	15.62±0.01	LAICA	14.00±0.03	13.16±0.03	12.81±0.03	2MASS	0.2	Y	N	Y	
1168	05 43 07.43	-08 30 29.6	...	19.82±0.01	18.04±0.01	16.23±0.01	15.42±0.01	LAICA	13.86±0.02	13.30±0.03	12.97±0.03	2MASS	0.0	Y	N	Y	
1169	05 42 47.14	-08 22 23.0	...	...	...	...	...	...	...	...	...	...	...	N	?	Y	
1170	05 42 43.25	-08 33 01.0	...	...	...	...	...	...	...	...	...	...	...	N	?	Y	
1171	05 42 45.16	-08 28 05.4	...	...	...	...	...	...	...	...	...	...	...	N	?	Y	
1172	05 42 36.16	-08 35 39.5	...	...	...	...	...	...	...	...	...	...	...	N	Y	Y	
1173	05 42 41.88	-08 27 38.1	...	...	...	...	...	...	...	...	...	...	...	N	?	Y	
1174	05 42 09.85	-08 42 30.1	...	18.37±0.01	...	...	...	LAICA	13.31±0.03	12.66±0.03	12.42±0.03	2MASS	0.0	Y	N	Y	
1175	05 42 28.87	-08 38 59.4	...	19.37±0.01	...	...	...	LAICA	13.81±0.03	13.07±0.02	12.79±0.02	2MASS	0.0	Y	N	Y	
1176	05 42 23.62	-08 36 58.3	...	...	...	...	...	...	14.26±0.03	13.60±0.03	13.31±0.04	2MASS	0.0	Y	N	Y	
1177	05 42 27.98	-08 38 07.2	...	...	...	...	...	...	...	...	...	...	...	N	?	Y	
1178	05 42 28.90	-08 37 43.0	...	...	...	...	...	...	...	...	...	...	...	N	Y	Y	
1179	05 43 37.55	-08 36 22.0	...	...	...	...	...	...	...	...	...	...	...	N	?	Y	
1180	05 42 50.51	-08 39 57.8	...	19.80±0.01	17.61±0.01	16.37±0.01	15.23±0.01	LAICA	12.81±0.02	11.25±0.02	10.36±0.02	2MASS	7.2	Y	Y	Y	
1181	05 43 10.73	-08 31 50.1	...	14.08±0.01	13.45±0.01	13.66±0.01	12.53±0.01	LAICA	10.82±0.02	10.30±0.02	10.13±0.02	2MASS	0.0	N	N	Y	
1182	05 43 12.62	-08 34 42.1	...	19.79±0.01	17.22±0.01	15.90±0.01	14.94±0.01	LAICA	12.42±0.02	11.10±0.02	10.57±0.02	2MASS	5.5	Y	N	Y	
1183	05 42 47.12	-08 37 57.0	...	...	18.91±0.01	17.30±0.01	...	LAICA	13.09±0.03	11.53±0.03	10.84±0.03	2MASS	8.2	N	N	Y	
1184	05 42 49.71	-08 37 09.7	...	13.11±0.01	12.28±0.01	12.14±0.01	...	LAICA	...	...	10.69±0.04	2MASS	...	N	N	Y	
1185	05 43 13.53	-08 31 00.5	...	...	20.86±0.01	18.70±0.01	17.23±0.01	LAICA	14.22±0.03	12.54±0.03	11.78±0.02	2MASS	9.3	N	Y	Y	
1186	05 42 53.93	-08 38 24.7	...	18.96±0.01	16.84±0.01	15.70±0.01	14.78±0.01	LAICA	13.17±0.02	12.13±0.02	11.81±0.02	2MASS	1.1	Y	N	Y	
1187	05 42 57.11	-08 46 03.5	...	19.38±0.01	17.73±0.01	16.29±0.01	15.43±0.01	LAICA	13.86±0.03	13.19±0.03	12.92±0.04	2MASS	0.0	Y	N	Y	
1188	05 42 56.39	-08 37 45.9	...	...	17.74±0.01	16.26±0.01	...	LAICA	13.74±0.02	12.87±0.02	12.57±0.02	2MASS	0.0	Y	Y	Y	
1189	05 43 18.80	-08 40 40.4	...	...	...	...	...	...	14.48±0.04	13.72±0.03	13.43±0.04	2MASS	0.0	Y	N	Y	
1190	05 43 01.05	-08 34 32.6	...	...	...	...	...	...	...	...	...	...	...	N	Y	Y	
1191	05 43 03.99	-08 32 39.8	...	...	...	...	...	...	...	...	...	...	...	N	Y	Y	
1192	05 42 42.12	-08 39 28.9	...	...	...	...	...	...	...	...	...	...	...	N	?	Y	
1193	05 42 59.11	-08 33 42.7	...	...	...	...	...	...	...	...	...	...	...	N	Y	Y	
1194	05 43 06.54	-08 37 07.8	...	...	...	...	...	...	...	...	...	...	...	N	?	Y	
1195	05 42 32.23	-08 38 50.3	...	...	...	...	...	...	10.11±0.02	9.43±0.02	9.29±0.02	2MASS	0.7	N	N	Y	
1196	05 42 42.43	-08 48 14.1	...	...	...	...	...	...	12.84±0.03	11.14±0.03	10.33±0.02	2MASS	7.0	Y	Y	Y	
1197	05 39 58.26	-07 37 12.7	15.81±0.05	14.45±0.02	15.25±0.03	15.41±0.04	12.03±0.01	SDSS	10.97±0.02	10.35±0.02	10.20±0.02	2MASS	0.5	Y	N	Y	
1198	05 42 49.13	-08 20 37.1	...	19.35±0.01	17.38±0.01	15.81±0.01	14.71±0.01	LAICA	13.00±0.02	12.10±0.02	11.84±0.02	2MASS	1.7	Y	N	Y	
1199	05 34 44.05	-06 17 43.4	...	...	...	...	...	...	...	...	...	...	...	N	?	Y	
1200	05 37 49.34	-06 28 35.5	12.27±0.01	9.71±0.01	9.47±0.01	9.50±0.01	10.16±0.01	SDSS	9.16±0.04	9.08±0.04	8.70±0.02	2MASS	0.0	N	N	Y	
1201	05 36 14.14	-06 33 32.5	...	...	...	...	...	...	...	...	...	...	...	N	?	Y	
1202	05 39 25.65	-07 07 39.7	...	...	...	...	...	...	...	...	...	...	...	N	?	Y	
1203	05 40 06.57	-07 24 01.1	24.48±0.79	23.69±0.33	20.72±0.05	18.16±0.07	16.42±0.05	SDSS	13.08±0.07	11.41±0.06	10.55±0.06	2MASS	5.7	Y	Y	Y	
1204	05 39 55.68	-07 46 51.9	...	...	...	...	...	...	...	...	...	...	...	N	Y	Y	
1205	05 41 46.25	-07 49 41.8	...	...	...	...	...	...	...	...	...	...	...	N	?	Y	
1206	05 42 21.09	-07 53 01.6	...	...	...	...	...	...	...	...	...	...	...	N	Y	Y	
1207	05 42 42.89	-08 16 03.4	...	...	...	...	...	...	...	...	...	...	...	N	Y	Y	
1208	05 43 04.69	-08 08 01.4	...	...	...	...	...	...	...	...	...	...	...	N	?	Y	
1209	05 39 50.98	-07 44 28.2	...	...	...	...	...	...	...	...	...	...	...	N	Y	Y	
1210	05 34 49.92	-06 15 29.0	21.49±0.14	19.15±0.02	17.78±0.02	16.00±0.01	15.04±0.02	SDSS	13.51±0.02	12.94±0.04	12.67±0.03	2MASS	0.0	N	Y	Y	
1211	05 34 06.22	-06 30 44.8	19.62±0.04	16.72±0.01	15.25±0.01	16.39±0.04	13.10±0.01	SDSS	11.59±0.02	10.84±0.03	10.59±0.02	2MASS	0.3	Y	Y	Y	
1212	05 34 15.24	-06 29 58.4	...	...	...	...	...	...	...	...	...	...	...	0.0	N	Y	Y
1213	05 37 58.80	-06 43 33.4	21.31±0.15	19.18±0.03	17.80±0.04	15.94±0.04	14.93±0.05	SDSS	13.22±0.03	12.62±0.03	12.35±0.03	2MASS	0.0	N	Y	Y	
1214	05 40 07.40	-07 16 03.6	...	...	...	...	...	...	13.27±0.02	12.37±0.02	12.06±0.02	2MASS	2.0	N	Y	Y	
1215	05 43 00.33	-08 13 16.9	...	...	...	...	...	...	16.93±0.15	15.32±0.09	14.81±0.12	2MASS	9.5	N	N	Y	
1216	05 36 59.23	-06 09 16.0	10.69±0.01	9.64±0.01	9.58±0.01	9.71±0.01	10.52±0.01	SDSS	8.95±0.02	8.41±0.04	7.69±0.04	2MASS	0.0	N	Y	Y	
1217	05 43 24.49	-08 13 27.2	...	...	...	...	...	...	11.99±0.02	11.39±0.02	11.14±0.02	2MASS	0.0	N	N	Y	

Table 2 continued.

ID	RA (J2000)	DEC (J2000)	u' (mag)	g' (mag)	r' (mag)	i' (mag)	z' (mag)	INS1.	J (mag)	H (mag)	K <sub>s</sub> (mag)	INS2.	A <sub>v</sub> (mag)	Sp	IRE	Xray
1218	05 36 17.21	-06 38 01.3	...	...	...	...	...	...	...	...	14.47±0.15	2MASS	...	N	Y	N
1219	05 35 47.30	-06 26 14.7	...	25.40±0.56	25.21±0.72	22.43±0.24	21.71±0.47	SDSS	...	...	15.14±0.13	2MASS	...	N	Y	N
1220	05 35 22.16	-06 13 06.2	...	...	...	...	...	...	...	17.88±0.11	15.68±0.02	UKIDSS	...	N	Y	N
1221	05 34 15.88	-06 34 32.5	23.81±0.82	22.21±0.09	20.46±0.03	19.31±0.02	18.02±0.03	SDSS	15.61±0.06	14.26±0.05	12.97±0.03	2MASS	0.0	N	Y	N
1222	05 34 15.73	-06 36 04.4	15.14±0.01	14.57±0.01	12.31±0.01	11.90±0.01	11.65±0.01	SDSS	10.59±0.02	9.65±0.03	8.97±0.02	2MASS	0.0	N	Y	N
1223	05 34 29.06	-06 38 51.5	18.07±0.02	15.49±0.01	14.17±0.02	13.66±0.01	13.14±0.03	SDSS	11.93±0.03	11.25±0.03	11.01±0.02	2MASS	0.0	N	Y	N
1224	05 38 46.53	-07 05 37.4	...	...	...	...	...	...	16.36±0.16	13.98±0.07	12.50±0.05	2MASS	14.3	N	Y	N
1225	05 38 53.94	-07 02 32.9	...	...	...	...	...	...	...	...	...	...	...	N	Y	N
1226	05 38 52.40	-07 02 13.7	...	...	...	...	...	...	...	14.01±0.04	12.00±0.02	2MASS	...	N	Y	N
1227	05 39 01.22	-07 01 09.3	...	21.98±0.08	19.33±0.02	17.59±0.01	16.27±0.01	SDSS	13.37±0.03	12.06±0.03	11.37±0.02	2MASS	3.5	Y	Y	N
1228	05 39 28.60	-07 20 31.1	...	...	...	...	...	...	...	15.01±0.09	12.93±0.04	2MASS	...	N	Y	N
1229	05 39 18.39	-07 20 23.4	...	24.04±0.42	21.35±0.06	19.51±0.03	18.33±0.03	SDSS	16.20±0.12	15.13±0.11	14.73±0.12	2MASS	3.6	N	Y	N
1230	05 40 45.06	-07 22 24.5	...	...	...	...	...	...	11.74±0.02	10.50±0.02	9.50±0.02	2MASS	2.1	N	Y	N
1231	05 40 43.97	-07 49 30.2	...	...	...	...	...	...	...	...	...	...	...	N	Y	N
1232	05 40 20.38	-07 51 14.7	...	...	...	...	...	...	...	...	...	...	...	N	Y	N
1233	05 41 01.67	-08 06 44.7	...	...	...	...	...	...	...	...	...	...	...	N	Y	N
1234	05 40 54.01	-08 05 12.9	...	...	...	...	...	...	...	15.24±0.10	12.66±0.03	2MASS	...	N	Y	N
1235	05 39 57.40	-07 29 33.1	...	...	...	...	...	...	...	...	...	...	0.0	N	Y	N
1236	05 39 53.45	-07 30 09.1	...	...	...	...	...	...	...	14.66±0.06	12.50±0.04	2MASS	0.0	N	Y	N
1237	05 40 01.37	-07 25 38.6	...	...	...	...	...	...	...	...	...	...	...	N	Y	N
1238	05 39 07.57	-07 10 52.1	...	...	...	...	...	...	...	...	...	...	...	N	Y	N
1239	05 37 56.99	-06 36 33.1	21.10±0.11	18.65±0.02	17.17±0.01	16.42±0.01	15.81±0.02	SDSS	14.21±0.03	13.05±0.03	12.51±0.03	2MASS	4.9	N	Y	N
1240	05 38 51.43	-08 01 27.3	...	...	18.70±0.01	16.61±0.01	15.31±0.01	LAICA	12.97±0.02	11.53±0.03	10.51±0.02	2MASS	1.0	Y	Y	N
1241	05 41 26.22	-07 56 51.5	...	...	...	...	...	...	...	...	...	...	0.0	N	Y	N
1242	05 40 48.86	-08 06 57.1	...	...	...	...	...	...	...	16.40±0.29	14.85±0.14	2MASS	...	N	Y	N
1243	05 43 18.49	-08 09 24.4	...	19.88±0.01	18.30±0.01	16.52±0.01	15.41±0.01	LAICA	13.68±0.03	13.03±0.03	12.71±0.02	2MASS	0.2	Y	Y	N
1244	05 43 07.30	-08 44 31.4	...	...	...	...	...	...	...	...	14.92±0.14	2MASS	...	N	Y	N
1245	05 43 10.22	-08 46 08.0	...	...	...	...	...	...	...	15.73±0.16	14.62±0.14	2MASS	...	N	Y	N
1246	05 38 23.78	-06 37 40.8	16.62±0.05	14.02±0.01	16.71±0.38	14.92±0.24	12.15±0.01	SDSS	10.95±0.02	10.37±0.03	10.21±0.02	2MASS	0.0	N	N	N
1247	05 38 18.10	-07 02 25.7	...	25.16±0.82	18.99±0.03	16.22±0.05	13.88±0.01	SDSS	9.25±0.02	6.76±0.03	5.15±0.01	2MASS	14.8	Y	Y	N
1248	05 34 04.94	-06 23 47.2	21.07±0.12	18.42±0.02	17.04±0.01	15.47±0.01	14.63±0.01	SDSS	13.10±0.02	12.46±0.03	12.07±0.02	2MASS	0.0	Y	Y	N
1249	05 34 06.67	-06 24 11.7	19.91±0.06	16.70±0.01	14.93±0.01	14.16±0.01	13.39±0.01	SDSS	11.68±0.02	10.83±0.03	10.51±0.02	2MASS	3.6	Y	N	N
1250	05 34 10.06	-06 26 50.5	22.99±0.60	20.79±0.04	19.35±0.02	17.45±0.01	16.38±0.02	SDSS	14.78±0.03	14.12±0.05	13.90±0.04	2MASS	0.0	Y	N	N
1251	05 34 23.60	-06 18 39.2	19.62±0.04	17.11±0.01	15.68±0.01	14.50±0.01	13.84±0.02	SDSS	12.41±0.02	11.72±0.03	11.51±0.02	2MASS	0.0	Y	N	N
1252	05 34 36.30	-06 16 24.4	22.56±0.40	20.00±0.03	18.57±0.02	16.75±0.01	15.72±0.02	SDSS	14.10±0.03	13.37±0.03	13.14±0.03	2MASS	0.0	Y	Y	N
1253	05 34 38.58	-06 35 56.2	20.49±0.09	17.85±0.02	16.47±0.02	15.26±0.02	14.48±0.02	SDSS	12.82±0.03	12.20±0.04	11.96±0.02	2MASS	0.0	Y	N	N
1254	05 34 38.88	-06 25 21.6	19.65±0.08	16.98±0.02	15.63±0.03	14.60±0.03	14.00±0.02	SDSS	12.16±0.05	11.46±0.06	11.25±0.04	2MASS	0.0	Y	N	N
1255	05 34 39.68	-06 18 06.3	21.64±0.19	19.25±0.02	17.81±0.02	16.20±0.01	15.31±0.02	SDSS	13.81±0.03	13.17±0.03	12.88±0.03	2MASS	0.0	Y	N	N
1256	05 34 44.75	-06 40 29.1	22.09±0.27	19.66±0.02	18.20±0.02	16.42±0.01	15.42±0.01	SDSS	13.81±0.03	13.25±0.03	12.92±0.02	2MASS	0.0	Y	N	N
1257	05 34 51.42	-06 34 26.8	...	22.51±0.15	21.07±0.07	18.78±0.02	17.49±0.02	SDSS	15.82±0.05	15.11±0.09	14.80±0.10	2MASS	0.0	Y	Y	N
1258	05 34 52.66	-06 35 35.7	22.98±0.65	19.69±0.02	18.28±0.02	16.60±0.02	15.70±0.01	SDSS	14.21±0.03	13.54±0.04	13.28±0.03	2MASS	0.0	Y	N	N
1259	05 34 56.64	-06 34 10.1	22.43±0.41	19.76±0.02	18.32±0.02	16.38±0.02	15.30±0.01	SDSS	13.63±0.03	13.06±0.03	12.74±0.02	2MASS	0.0	Y	N	N
1260	05 34 58.02	-06 12 23.9	17.67±0.01	14.99±0.01	13.66±0.01	12.79±0.01	12.29±0.01	SDSS	10.89±0.03	10.16±0.03	9.97±0.02	2MASS	0.3	Y	N	N
1261	05 35 02.83	-06 12 21.8	21.12±0.11	18.22±0.03	16.86±0.03	15.29±0.03	14.38±0.03	SDSS	12.84±0.07	12.24±0.08	11.98±0.05	2MASS	0.0	Y	N	N
1262	05 35 03.08	-06 12 23.4	20.90±0.09	18.42±0.04	17.04±0.04	15.59±0.04	14.67±0.04	SDSS	13.02±0.03	12.35±0.03	12.13±0.02	2MASS	0.0	Y	N	N
1263	05 35 04.29	-06 39 04.3	22.15±0.26	20.37±0.02	18.96±0.03	17.03±0.01	15.92±0.04	SDSS	14.28±0.03	13.74±0.04	13.43±0.03	2MASS	0.0	Y	N	N
1264	05 35 07.56	-06 33 39.0	...	18.23±0.60	16.61±0.10	15.27±0.03	14.66±0.08	SDSS	13.17±0.03	12.44±0.04	12.30±0.02	2MASS	0.0	Y	N	N
1265	05 35 10.93	-06 33 05.0	...	...	18.76±0.58	16.93±0.09	15.99±0.16	SDSS	14.39±0.03	13.75±0.04	13.42±0.03	2MASS	0.0	Y	N	N
1266	05 35 11.01	-06 47 16.9	23.20±0.70	20.23±0.03	18.75±0.02	17.10±0.01	16.16±0.01	SDSS	14.58±0.03	13.96±0.04	13.72±0.03	2MASS	0.0	Y	N	N
1267	05 35 12.00	-06 25 09.7	...	22.28±0.14	20.83±0.06	18.60±0.02	17.38±0.02	SDSS	15.55±0.06	14.95±0.08	14.62±0.09	2MASS	0.0	Y	Y	N
1268	05 35 12.02	-06 49 54.4	20.41±0.10	18.42±0.02	17.02±0.02	15.46±0.01	14.57±0.01	SDSS	13.07±0.03	12.47±0.03	12.19±0.02	2MASS	0.0	Y	Y	N
1269	05 35 15.79	-06 09 39.7	23.47±0.91	20.49±0.04	18.99±0.02	17.17±0.02	16.06±0.01	SDSS	14.49±0.06	13.86±0.07	13.63±0.06	2MASS	0.0	Y	N	N
1270	05 35 16.37	-06 41 13.2	23.42±0.65	20.58±0.03	19.13±0.02	17.11±0.01	16.00±0.01	SDSS	14.29±0.02	13.76±0.05	13.42±0.03	2MASS	0.0	Y	N	N
1271	05 35 18.62	-06 37 11.4	27.36±0.60	22.44±0.12	20.55±0.04	19.53±0.03	18.77±0.04	SDSS	17.17±0.21	16.15±0.21	16.16±0.29	2MASS	0.0	Y	N	N
1272	05 35 20.45	-06 47 25.9	19.08±0.04	16.60±0.02	15.21±0.02	14.32±0.01	13.84±0.01	SDSS	12.49±0.02	11.78±0.03	11.63±0.02	2MASS	0.0	Y	N	N
1273	05 35 20.50	-06 45 41.1	20.78±0.13	18.53±0.05	17.14±0.04	15.49±0.04	14.56±0.04	SDSS	12.45±0.04	11.85±0.05	11.63±0.04	2MASS	0.0	Y	N	N
1274	05 35 20.89	-06 07 17.7	21.28±0.39	19.38±0.03	17.99±0.02	16.33±0.02	15.34±0.02	SDSS	13.84±0.03	13.22±0.03	12.89±0.02	2MASS	0.0	Y	Y	N
1275	05 35 23.16	-06 23 36.7	23.69±0.86	21.84±0.08	20.05±0.03	19.43±0.02	18.69±0.04	SDSS	16.85±0.15	15.97±0.16	15.34±0.14	2MASS	0.0	Y	Y	N



Table 2 continued.

ID	RA (J2000)	DEC (J2000)	u' (mag)	g' (mag)	r' (mag)	i' (mag)	z' (mag)	INS1.	J (mag)	H (mag)	K <sub>s</sub> (mag)	INS2.	A <sub>v</sub> (mag)	Sp	IRE	Xray
1276	05 35 24.36	-06 20 03.3	...	19.95±0.02	18.54±0.01	16.82±0.01	15.87±0.01	SDSS	14.31±0.03	13.70±0.03	13.53±0.04	2MASS	0.0	Y	N	N
1277	05 35 24.41	-06 11 14.6	21.64±0.23	19.93±0.02	18.54±0.02	16.68±0.01	15.62±0.01	SDSS	13.98±0.03	13.41±0.03	13.07±0.03	2MASS	0.0	Y	N	N
1278	05 35 26.78	-06 10 34.0	26.44±0.48	22.51±0.13	21.22±0.07	18.84±0.02	17.47±0.02	SDSS	15.62±0.07	15.05±0.08	14.78±0.08	2MASS	0.0	Y	Y	N
1279	05 35 27.90	-06 09 39.1	19.50±0.07	16.97±0.01	15.53±0.02	14.30±0.01	13.55±0.01	SDSS	12.13±0.03	11.38±0.03	11.16±0.02	2MASS	0.0	Y	N	N
1280	05 35 29.80	-06 07 39.5	20.88±0.27	18.53±0.02	17.12±0.02	15.73±0.02	14.90±0.02	SDSS	13.46±0.03	12.78±0.04	12.62±0.02	2MASS	0.0	Y	N	N
1281	05 35 30.38	-06 07 15.1	22.01±0.75	21.25±0.13	19.66±0.04	17.75±0.02	16.51±0.02	SDSS	14.91±0.04	14.25±0.05	13.94±0.04	2MASS	0.0	Y	N	N
1282	05 35 30.61	-06 50 33.7	23.02±0.61	20.29±0.04	18.88±0.02	17.07±0.02	16.06±0.02	SDSS	14.36±0.06	13.89±0.07	13.51±0.06	2MASS	0.0	Y	N	N
1283	05 35 32.84	-06 52 38.4	15.01±0.01	14.48±0.01	13.66±0.01	12.21±0.01	12.01±0.01	SDSS	10.90±0.02	10.44±0.03	10.29±0.02	2MASS	1.2	Y	N	N
1284	05 35 35.24	-06 48 41.6	21.23±0.15	18.94±0.02	17.59±0.02	16.06±0.02	15.18±0.01	SDSS	13.65±0.02	13.03±0.03	12.79±0.02	2MASS	0.0	Y	N	N
1285	05 35 38.09	-06 11 52.3	...	20.47±0.03	19.01±0.02	17.19±0.01	16.14±0.01	SDSS	14.51±0.03	13.95±0.04	13.67±0.04	2MASS	0.0	Y	N	N
1286	05 35 40.40	-06 35 55.0	21.97±0.69	18.14±0.02	16.00±0.02	14.91±0.01	13.97±0.01	SDSS	12.08±0.02	11.13±0.03	10.83±0.02	2MASS	5.5	Y	N	N
1287	05 35 40.87	-06 43 51.7	...	...	...	...	...	...	10.87±0.02	10.45±0.04	10.25±0.02	2MASS	0.0	Y	N	N
1288	05 35 41.69	-06 09 02.1	21.20±0.17	19.07±0.02	17.64±0.02	16.16±0.01	15.30±0.01	SDSS	13.82±0.03	13.23±0.03	12.91±0.03	2MASS	0.0	Y	N	N
1289	05 35 45.52	-06 45 19.8	20.64±0.11	18.23±0.02	16.86±0.02	15.52±0.02	14.79±0.01	SDSS	13.37±0.02	12.74±0.03	12.51±0.02	2MASS	0.0	Y	N	N
1290	05 35 45.87	-06 05 38.8	19.60±0.08	17.21±0.02	15.75±0.03	14.51±0.01	13.88±0.01	SDSS	12.47±0.03	11.79±0.03	11.54±0.02	2MASS	0.0	Y	N	N
1291	05 35 48.79	-06 09 07.2	20.82±0.11	18.22±0.02	16.79±0.02	15.48±0.01	14.74±0.01	SDSS	13.31±0.03	12.71±0.03	12.46±0.02	2MASS	0.0	Y	N	N
1292	05 35 49.12	-06 41 02.8	22.09±0.15	17.16±0.02	15.74±0.02	18.24±0.05	21.31±0.19	SDSS	12.46±0.02	11.77±0.03	11.51±0.02	2MASS	0.0	Y	N	N
1293	05 35 50.24	-06 33 35.4	20.75±0.11	18.32±0.02	16.92±0.01	15.39±0.02	14.47±0.01	SDSS	12.99±0.02	12.35±0.03	12.11±0.02	2MASS	0.0	Y	N	N
1294	05 35 53.19	-06 56 12.9	...	...	...	...	...	...	...	...	...	...	0.0	Y	?	N
1295	05 35 53.68	-06 30 54.7	...	21.33±0.05	19.80±0.02	17.78±0.02	16.58±0.01	SDSS	14.88±0.03	14.23±0.05	13.95±0.04	2MASS	0.0	Y	Y	N
1296	05 35 54.52	-06 57 03.3	22.41±0.32	18.95±0.02	17.03±0.02	15.46±0.01	14.58±0.01	SDSS	12.83±0.02	12.02±0.03	11.67±0.02	2MASS	1.0	Y	N	N
1297	05 35 57.05	-06 47 04.8	15.69±0.01	14.41±0.01	12.88±0.01	12.52±0.01	12.34±0.01	SDSS	11.26±0.02	10.72±0.03	10.60±0.02	2MASS	0.7	Y	N	N
1298	05 35 57.67	-06 38 13.4	17.38±0.03	14.86±0.02	13.63±0.01	13.00±0.01	12.60±0.01	SDSS	11.33±0.03	10.61±0.03	10.45±0.02	2MASS	1.1	Y	N	N
1299	05 35 57.96	-06 08 13.7	21.20±0.15	19.02±0.02	17.59±0.02	15.71±0.01	14.54±0.01	SDSS	12.82±0.02	12.22±0.03	11.90±0.02	2MASS	0.0	Y	N	N
1300	05 35 58.79	-06 12 43.7	21.44±0.15	18.99±0.02	17.62±0.02	16.08±0.01	15.25±0.01	SDSS	13.78±0.03	13.16±0.03	12.90±0.02	2MASS	0.0	Y	N	N
1301	05 35 59.23	-06 49 51.8	20.57±0.09	18.03±0.02	16.60±0.02	15.33±0.02	14.57±0.01	SDSS	13.02±0.02	12.29±0.03	12.12±0.02	2MASS	0.0	Y	N	N
1302	05 35 59.64	-06 56 29.3	21.96±0.20	19.31±0.02	17.90±0.02	16.33±0.01	15.48±0.01	SDSS	13.98±0.02	13.36±0.03	13.17±0.03	2MASS	0.0	Y	N	N
1303	05 36 01.39	-06 44 14.5	21.37±0.17	18.52±0.02	17.14±0.02	15.51±0.02	14.63±0.01	SDSS	13.10±0.03	12.48±0.03	12.23±0.02	2MASS	0.0	Y	N	N
1304	05 36 01.94	-07 03 56.7	...	20.86±0.03	19.43±0.02	17.35±0.02	16.19±0.01	SDSS	14.49±0.03	13.89±0.04	13.52±0.03	2MASS	0.0	Y	N	N
1305	05 36 02.88	-06 50 42.3	19.83±0.09	17.13±0.02	15.70±0.02	16.99±0.02	13.74±0.01	SDSS	12.30±0.02	11.60±0.03	11.38±0.02	2MASS	0.0	Y	N	N
1306	05 36 13.76	-06 02 46.3	22.64±0.49	20.01±0.03	18.61±0.02	16.89±0.01	15.82±0.02	SDSS	14.24±0.02	13.62±0.04	13.41±0.03	2MASS	0.0	Y	N	N
1307	05 36 18.65	-06 31 25.5	20.70±0.14	18.18±0.02	16.78±0.01	15.18±0.01	14.30±0.01	SDSS	12.75±0.02	12.13±0.03	11.90±0.02	2MASS	0.0	Y	N	N
1308	05 36 19.53	-06 44 14.8	22.48±0.40	19.61±0.03	18.08±0.02	16.04±0.01	14.90±0.01	SDSS	13.14±0.03	12.54±0.03	12.21±0.02	2MASS	0.0	Y	N	N
1309	05 36 19.78	-06 31 19.3	19.00±0.05	16.36±0.02	14.98±0.01	12.87±0.01	13.69±0.01	SDSS	12.37±0.03	11.66±0.03	11.45±0.02	2MASS	0.0	Y	N	N
1310	05 36 20.86	-06 31 10.2	17.00±0.01	14.63±0.02	13.50±0.01	16.30±0.01	12.63±0.01	SDSS	11.41±0.02	10.79±0.03	10.62±0.02	2MASS	1.2	Y	N	N
1311	05 36 23.96	-06 45 23.8	21.24±0.15	19.17±0.03	17.72±0.02	15.88±0.01	14.89±0.01	SDSS	13.24±0.02	12.61±0.03	12.34±0.02	2MASS	0.0	Y	N	N
1312	05 36 26.33	-06 48 43.6	23.22±0.82	20.35±0.03	18.81±0.02	16.65±0.01	15.41±0.01	SDSS	13.59±0.03	13.01±0.03	12.73±0.02	2MASS	0.0	Y	N	N
1313	05 36 26.48	-06 06 16.4	21.59±0.28	19.42±0.02	17.98±0.02	16.29±0.02	15.26±0.01	SDSS	13.72±0.03	13.09±0.03	12.82±0.03	2MASS	0.0	Y	N	N
1314	05 36 27.65	-06 14 40.5	...	22.11±0.10	20.69±0.04	18.46±0.01	17.16±0.02	SDSS	15.40±0.04	14.93±0.06	14.57±0.07	2MASS	0.0	Y	N	N
1315	05 36 30.48	-06 30 06.8	21.74±0.23	19.89±0.02	18.49±0.02	16.74±0.01	15.83±0.01	SDSS	14.32±0.03	13.73±0.04	13.45±0.03	2MASS	0.0	Y	N	N
1316	05 36 32.81	-06 00 50.2	22.67±0.52	19.86±0.04	18.28±0.02	16.59±0.02	15.61±0.02	SDSS	14.11±0.03	13.46±0.03	13.20±0.03	2MASS	0.0	Y	N	N
1317	05 36 32.98	-06 02 29.9	21.58±0.37	18.57±0.02	16.99±0.06	15.67±0.02	14.85±0.03	SDSS	13.42±0.03	12.71±0.03	12.50±0.02	2MASS	0.0	Y	N	N
1318	05 36 35.42	-06 17 36.2	22.42±0.40	20.01±0.03	18.61±0.02	16.93±0.01	15.97±0.01	SDSS	14.42±0.03	13.82±0.04	13.58±0.03	2MASS	0.0	Y	N	N
1319	05 36 37.48	-06 16 07.5	22.81±0.52	21.11±0.05	19.65±0.02	17.53±0.01	16.29±0.01	SDSS	14.56±0.03	13.96±0.04	13.64±0.03	2MASS	0.0	Y	N	N
1320	05 36 39.97	-06 16 05.0	22.66±0.50	20.95±0.05	19.47±0.02	17.61±0.01	16.51±0.01	SDSS	14.86±0.03	14.24±0.05	13.93±0.04	2MASS	0.0	Y	N	N
1321	05 36 40.44	-06 49 52.9	22.40±0.42	19.57±0.03	18.14±0.02	16.55±0.01	15.71±0.01	SDSS	14.23±0.03	13.67±0.04	13.36±0.03	2MASS	0.0	Y	N	N
1322	05 36 41.21	-06 41 01.0	21.79±0.25	19.36±0.03	17.96±0.02	15.97±0.01	14.83±0.01	SDSS	13.09±0.02	12.49±0.03	12.15±0.02	2MASS	0.0	Y	N	N
1323	05 36 41.67	-06 11 46.1	21.36±0.20	18.91±0.02	17.54±0.01	15.97±0.01	15.04±0.01	SDSS	13.56±0.03	12.86±0.03	12.66±0.03	2MASS	0.0	Y	N	N
1324	05 36 41.99	-06 07 06.2	19.75±0.10	17.23±0.02	15.83±0.01	14.51±0.01	13.73±0.01	SDSS	12.25±0.02	11.48±0.03	11.29±0.02	2MASS	0.0	Y	N	N
1325	05 36 43.15	-06 16 56.9	23.38±0.91	21.95±0.10	20.38±0.04	18.28±0.01	17.03±0.02	SDSS	15.30±0.05	14.72±0.06	14.20±0.05	2MASS	0.0	Y	N	N
1326	05 36 43.27	-07 17 47.8	21.22±0.11	18.88±0.02	17.37±0.01	15.76±0.02	14.88±0.02	SDSS	13.32±0.03	12.67±0.03	12.41±0.02	2MASS	0.0	Y	N	N
1327	05 36 44.92	-06 04 35.3	20.89±0.15	19.04±0.02	17.60±0.01	16.04±0.01	15.17±0.01	SDSS	13.75±0.02	13.12±0.03	12.84±0.03	2MASS	0.0	Y	N	N
1328	05 36 46.71	-06 07 22.1	19.02±0.05	16.39±0.01	14.96±0.01	13.96±0.01	13.32±0.01	SDSS	12.00±0.03	11.30±0.03	11.13±0.02	2MASS	0.0	Y	N	N
1329	05 36 50.91	-06 10 55.0	22.18±0.35	20.71±0.04	19.30±0.02	17.30±0.01	16.10±0.01	SDSS	14.46±0.03	13.86±0.04	13.54±0.04	2MASS	0.0	Y	N	N
1330	05 36 52.32	-07 06 10.4	20.41±0.07	18.44±0.01	17.09±0.02	15.33±0.01	14.30±0.01	SDSS	12.67±0.02	12.11±0.03	11.80±0.02	2MASS	0.0	Y	N	N
1331	05 36 53.82	-06 20 53.6	20.79±0.11	18.25±0.02	16.91±0.01	15.50±0.01	14.77±0.01	SDSS	13.36±0.03	12.63±0.03	12.42±0.02	2MASS	0.0	Y	N	N
1332	05 36 54.34	-06 07 21.8	21.38±0.26	18.82±0.02	17.41±0.01	15.84±0.01	14.96±0.01	SDSS	13.52±0.02	12.94±0.03	12.61±0.03	2MASS	0.0	Y	N	N
1333	05 36 55.33	-07 17 49.9	23.31±0.64	21.01±0.04	18.96±0.01	16.82±0.02	15.56±0.02	SDSS	13.64±0.03	12.78±0.03	12.52±0.03	2MASS	1.0	Y	N	N

Table 2 continued.

ID	RA (J2000)	DEC (J2000)	u' (mag)	g' (mag)	r' (mag)	i' (mag)	z' (mag)	INS1.	J (mag)	H (mag)	K <sub>s</sub> (mag)	INS2.	A <sub>v</sub> (mag)	Sp	IRE	Xray
1334	05 37 09.91	-06 45 46.5	20.15±0.12	17.55±0.02	16.14±0.03	15.01±0.02	14.33±0.01	SDSS	12.95±0.02	12.26±0.03	12.01±0.02	2MASS	0.0	Y	N	N
1335	05 37 16.95	-06 39 19.7	...	...	...	...	...	...	...	...	...	...	0.0	Y	?	N
1336	05 37 19.32	-07 10 23.1	18.89±0.03	16.14±0.17	...	14.06±0.02	13.62±0.03	SDSS	12.41±0.03	11.70±0.03	11.51±0.03	2MASS	0.0	Y	N	N
1337	05 37 22.68	-07 21 24.8	...	21.50±0.05	19.70±0.02	17.61±0.02	16.41±0.02	SDSS	14.49±0.04	13.64±0.04	13.30±0.05	2MASS	0.9	Y	Y	N
1338	05 37 38.90	-06 52 53.2	22.19±0.24	20.36±0.03	18.89±0.02	17.00±0.01	15.96±0.01	SDSS	14.32±0.03	13.76±0.04	13.40±0.05	2MASS	0.0	Y	N	N
1339	05 37 43.01	-06 48 41.3	22.21±0.30	20.60±0.04	18.65±0.02	16.63±0.02	15.46±0.01	SDSS	13.52±0.02	12.62±0.03	12.31±0.03	2MASS	1.0	Y	N	N
1340	05 38 08.76	-07 13 53.1	22.87±0.37	21.04±0.04	19.34±0.02	17.03±0.02	15.82±0.01	SDSS	13.84±0.03	13.13±0.03	12.79±0.03	2MASS	0.5	Y	N	N
1341	05 38 25.52	-06 47 57.5	17.94±0.07	17.85±0.02	16.74±0.01	15.73±0.01	15.00±0.02	SDSS	14.48±0.03	13.07±0.02	12.07±0.02	2MASS	0.0	Y	Y	N
1342	05 38 28.29	-07 23 46.1	21.22±0.12	19.05±0.01	17.65±0.01	15.88±0.01	14.88±0.01	SDSS	13.30±0.02	12.71±0.02	12.39±0.03	2MASS	0.0	Y	N	N
1343	05 38 28.56	-06 55 26.7	21.43±0.14	19.38±0.02	17.97±0.01	15.98±0.02	14.94±0.01	SDSS	13.23±0.02	12.67±0.03	12.37±0.03	2MASS	0.0	Y	N	N
1344	05 38 32.31	-07 16 58.3	21.15±0.12	18.83±0.01	17.49±0.01	15.65±0.01	14.57±0.01	SDSS	12.91±0.02	12.28±0.02	11.95±0.02	2MASS	0.0	Y	N	N
1345	05 38 33.45	-07 25 54.8	21.07±0.10	18.78±0.01	17.40±0.03	15.82±0.02	14.89±0.01	SDSS	13.31±0.02	12.67±0.03	12.42±0.03	2MASS	0.0	Y	N	N
1346	05 38 42.30	-06 48 22.1	20.23±0.08	17.81±0.02	16.39±0.02	15.23±0.01	14.56±0.02	SDSS	13.20±0.02	12.51±0.03	12.30±0.03	2MASS	0.0	Y	N	N
1347	05 38 42.49	-07 12 57.8	21.18±0.14	17.53±0.12	15.79±0.05	15.63±0.07	13.95±0.01	SDSS	12.44±0.02	11.56±0.03	11.23±0.03	2MASS	1.0	Y	N	N
1348	05 38 43.60	-07 10 31.0	23.00±0.68	20.54±0.06	18.91±0.03	17.23±0.02	16.28±0.01	SDSS	14.71±0.04	14.04±0.05	13.71±0.05	2MASS	0.0	Y	N	N
1349	05 38 44.98	-07 49 48.1	...	...	...	...	13.36±0.01	LAICA	11.88±0.02	11.10±0.02	10.91±0.02	2MASS	0.0	Y	N	N
1350	05 38 46.67	-07 54 30.1	...	14.19±0.01	13.24±0.01	12.88±0.01	12.72±0.01	LAICA	11.50±0.02	10.90±0.02	10.76±0.02	2MASS	0.5	Y	N	N
1351	05 38 51.31	-07 41 22.1	...	...	18.75±0.01	...	...	LAICA	13.84±0.03	13.13±0.03	12.81±0.04	2MASS	0.0	Y	N	N
1352	05 38 59.04	-07 24 00.6	22.94±0.62	21.24±0.05	19.81±0.02	17.83±0.03	16.84±0.01	SDSS	15.02±0.04	14.49±0.06	14.39±0.09	2MASS	0.0	Y	N	N
1353	05 39 04.42	-07 39 41.8	...	20.24±0.01	18.69±0.01	...	...	LAICA	14.42±0.03	13.77±0.04	13.44±0.05	2MASS	0.0	Y	N	N
1354	05 39 09.09	-07 54 35.7	...	...	15.68±0.01	14.38±0.01	13.76±0.01	LAICA	12.19±0.02	11.52±0.02	11.27±0.04	2MASS	0.0	Y	N	N
1355	05 40 21.59	-08 09 04.0	23.25±0.70	20.60±0.04	18.13±0.01	16.24±0.01	15.00±0.01	SDSS	12.69±0.02	11.54±0.02	11.11±0.02	2MASS	3.4	Y	N	N
1356	05 40 21.94	-07 22 48.0	...	...	...	...	16.19±0.01	LAICA	14.09±0.02	13.37±0.03	12.98±0.04	2MASS	0.6	Y	N	N
1357	05 40 33.86	-08 13 17.9	...	20.56±0.01	18.31±0.01	16.46±0.01	15.32±0.01	LAICA	13.30±0.02	12.21±0.03	11.86±0.02	2MASS	1.8	Y	N	N
1358	05 40 33.91	-08 04 20.6	...	20.64±0.01	18.52±0.01	16.67±0.01	15.63±0.01	LAICA	13.67±0.02	12.88±0.02	12.63±0.03	2MASS	0.7	Y	N	N
1359	05 40 57.14	-07 29 29.9	...	...	...	...	17.10±0.01	LAICA	15.07±0.05	14.38±0.05	13.99±0.06	2MASS	0.5	Y	N	N
1360	05 41 16.82	-07 31 25.7	...	18.67±0.01	16.91±0.01	15.36±0.01	14.81±0.01	LAICA	12.99±0.02	12.09±0.02	11.81±0.02	2MASS	0.8	Y	N	N
1361	05 41 18.36	-07 43 13.3	...	17.68±0.01	16.01±0.01	...	14.50±0.01	LAICA	12.96±0.03	12.12±0.02	11.95±0.03	2MASS	1.4	Y	N	N
1362	05 41 23.16	-08 44 01.3	...	...	...	...	...	...	13.06±0.02	11.94±0.02	11.45±0.02	2MASS	2.7	Y	N	N
1363	05 41 26.49	-08 58 39.3	...	...	...	...	...	...	12.75±0.03	11.70±0.03	11.07±0.02	2MASS	4.9	Y	Y	N
1364	05 41 37.38	-09 07 51.0	...	...	...	...	...	...	12.67±0.02	11.62±0.02	11.21±0.02	2MASS	0.9	Y	Y	N
1365	05 41 42.08	-09 05 00.3	...	...	...	...	...	...	12.73±0.02	11.92±0.02	11.75±0.02	2MASS	0.9	Y	N	N
1366	05 42 04.10	-07 54 43.2	...	...	18.78±0.01	17.00±0.01	15.78±0.01	LAICA	13.44±0.03	12.51±0.04	11.98±0.02	2MASS	1.9	Y	N	N
1367	05 42 04.44	-07 51 49.7	...	...	20.46±0.01	18.26±0.01	17.00±0.01	LAICA	14.69±0.03	13.88±0.03	13.46±0.04	2MASS	1.0	Y	Y	N
1368	05 42 08.83	-07 56 54.7	...	...	20.30±0.01	18.04±0.01	16.70±0.01	LAICA	14.46±0.02	13.66±0.03	13.17±0.04	2MASS	1.6	Y	Y	N
1369	05 42 18.68	-08 07 29.2	...	...	18.54±0.01	16.67±0.01	16.34±0.01	LAICA	14.04±0.03	13.18±0.02	12.83±0.03	2MASS	0.6	Y	N	N
1370	05 42 20.67	-08 01 02.9	...	...	19.52±0.01	17.59±0.01	16.52±0.01	LAICA	14.62±0.03	13.90±0.03	13.68±0.05	2MASS	0.9	Y	N	N
1371	05 42 22.73	-08 09 23.7	...	...	20.53±0.01	18.05±0.01	16.69±0.01	LAICA	14.37±0.03	13.59±0.03	13.19±0.04	2MASS	1.6	Y	N	N
1372	05 42 26.39	-07 58 56.6	...	20.85±0.01	18.40±0.01	16.69±0.01	15.43±0.01	LAICA	12.74±0.02	11.44±0.03	10.83±0.03	2MASS	3.9	Y	Y	N
1373	05 42 27.81	-08 08 26.6	...	...	18.10±0.01	16.56±0.01	15.70±0.01	LAICA	13.56±0.03	12.42±0.03	12.04±0.02	2MASS	2.7	Y	N	N
1374	05 42 28.27	-08 21 12.2	...	19.73±0.01	17.89±0.01	16.44±0.01	15.43±0.01	LAICA	13.89±0.03	12.99±0.02	12.70±0.03	2MASS	0.2	Y	N	N
1375	05 42 30.54	-08 05 49.5	...	...	18.99±0.01	16.99±0.01	16.65±0.01	LAICA	14.28±0.03	13.55±0.03	13.18±0.03	2MASS	0.0	Y	N	N
1376	05 42 34.70	-07 58 40.9	...	19.61±0.01	18.03±0.01	16.08±0.01	15.79±0.01	LAICA	13.52±0.03	12.78±0.03	12.40±0.02	2MASS	0.0	Y	Y	N
1377	05 42 42.79	-08 06 33.1	...	20.45±0.01	18.34±0.01	16.72±0.01	15.64±0.01	LAICA	13.94±0.03	13.09±0.03	12.85±0.03	2MASS	0.9	Y	N	N
1378	05 42 44.48	-08 43 39.6	...	19.21±0.01	17.62±0.01	16.14±0.01	15.25±0.01	LAICA	13.85±0.02	13.15±0.02	12.94±0.03	2MASS	0.0	Y	N	N
1379	05 42 45.48	-08 14 17.6	...	...	...	18.10±0.01	16.76±0.01	LAICA	14.71±0.03	13.86±0.02	13.46±0.04	2MASS	2.4	Y	Y	N
1380	05 42 47.79	-08 06 03.4	...	20.78±0.01	18.82±0.01	16.93±0.01	15.98±0.01	LAICA	14.21±0.02	13.52±0.03	13.25±0.03	2MASS	0.0	Y	Y	N
1381	05 42 49.96	-08 14 15.6	...	...	19.02±0.01	17.28±0.01	16.07±0.01	LAICA	13.99±0.02	12.98±0.03	12.54±0.03	2MASS	2.3	Y	Y	N
1382	05 42 51.83	-08 06 39.2	...	19.37±0.01	17.70±0.01	16.33±0.01	15.37±0.01	LAICA	13.82±0.03	13.09±0.03	12.81±0.03	2MASS	0.6	Y	N	N
1383	05 42 54.96	-08 22 29.9	...	19.88±0.01	18.08±0.01	16.17±0.01	16.02±0.01	LAICA	13.59±0.02	12.72±0.02	12.35±0.02	2MASS	1.2	Y	N	N
1384	05 42 56.82	-08 16 12.4	...	18.87±0.01	17.48±0.01	16.54±0.01	15.87±0.01	LAICA	14.60±0.03	13.95±0.03	13.80±0.05	2MASS	0.0	Y	N	N
1385	05 42 56.96	-08 14 57.0	...	...	...	18.86±0.01	17.38±0.01	LAICA	14.94±0.04	13.84±0.03	13.32±0.04	2MASS	2.9	Y	N	N
1386	05 43 22.22	-08 33 11.2	...	21.25±0.02	19.12±0.01	17.13±0.01	16.17±0.01	LAICA	14.24±0.03	13.49±0.03	13.08±0.03	2MASS	0.0	Y	N	N
1387	05 43 23.18	-08 28 07.4	...	...	19.67±0.01	17.31±0.01	16.12±0.01	LAICA	14.10±0.03	13.27±0.03	12.88±0.02	2MASS	0.5	Y	N	N
1388	05 43 51.28	-08 28 01.7	...	18.99±0.01	...	...	14.50±0.01	LAICA	12.61±0.02	11.67±0.02	11.35±0.02	2MASS	2.1	Y	N	N

**Table 3** The infrared photometric magnitudes of the YSOs in L1641

ID	RA (J2000)	DEC (J2000)	W1 (mag)	W2 (mag)	W3 (mag)	W4 (mag)	[3.6] (mag)	[4.5] (mag)	[5.8] (mag)	[8.0] (mag)	[24] (mag)	$\alpha$ 2-8 $\mu\text{m}$	$\alpha$ 2-24 $\mu\text{m}$	$\alpha$ 3.6-8 $\mu\text{m}$	$\alpha$ 3.6-24 $\mu\text{m}$	Class
1	05 36 05.00	-06 42 43.8	10.87±0.02	10.37±0.02	8.55±0.14	6.17±0.18	10.65±0.06	10.29±0.06	10.06±0.06	9.50±0.07	6.88±0.08	-1.49	-1.16	-1.55	-1.07	II
2	05 35 10.69	-06 34 15.5	11.73±0.02	11.18±0.02	...	...	11.93±0.06	11.41±0.06	11.28±0.06	10.93±0.09	8.52±0.22	-1.68	-1.38	-1.77	-1.30	II
3	05 34 52.29	-06 35 08.5	12.03±0.03	11.85±0.02	...	...	12.09±0.06	11.99±0.06	11.94±0.06	11.86±0.10	...	-2.35	...	-2.59	...	III
4	05 35 50.56	-06 33 17.3	11.59±0.03	11.41±0.03	...	7.21±0.39	11.51±0.06	11.47±0.06	11.40±0.07	11.40±0.17	...	-2.50	...	-2.70	...	III
5	05 35 10.75	-06 34 44.5	10.10±0.02	10.12±0.02	...	...	10.07±0.06	10.03±0.06	10.03±0.06	10.13±0.07	...	-2.72	...	-2.92	...	III
6	05 35 26.58	-06 19 09.0	10.29±0.02	10.23±0.02	9.43±0.06	...	10.20±0.06	10.05±0.06	10.04±0.06	10.02±0.07	...	-2.48	...	-2.68	...	III
7	05 34 39.20	-06 25 24.2	12.20±0.07	11.99±0.07	...	...	12.08±0.06	11.91±0.06	12.00±0.07	12.23±0.26	...	-2.61	...	-3.04	...	III
8	05 35 37.32	-06 23 26.3	11.45±0.02	11.31±0.02	11.22±0.21	6.04±0.06	11.33±0.06	11.31±0.06	11.23±0.06	11.17±0.09	5.89±0.07	-2.44	-0.68	-2.64	-0.17	TD
9	05 35 32.70	-06 30 17.9	11.95±0.02	11.83±0.02	10.85±0.28	8.25±0.33	11.91±0.06	11.84±0.06	11.71±0.06	11.76±0.15	...	-2.48	...	-2.65	...	III
10	05 35 16.85	-06 18 15.6	10.88±0.02	10.79±0.02	9.50±0.07	7.78±0.21	11.02±0.06	11.16±0.06	10.94±0.06	11.01±0.11	...	-2.49	...	-2.76	...	III
11	05 35 23.61	-06 28 24.3	10.46±0.02	10.29±0.02	9.60±0.10	7.98±0.29	10.33±0.06	10.07±0.06	10.25±0.06	10.22±0.07	...	-2.50	...	-2.80	...	III
12	05 35 16.31	-06 18 43.2	11.84±0.03	11.60±0.02	9.45±0.07	7.30±0.18	11.61±0.06	11.54±0.06	11.45±0.06	11.46±0.14	...	-2.39	...	-2.67	...	III
13	05 34 31.82	-06 22 49.7	10.98±0.02	10.77±0.02	11.70±0.50	...	10.76±0.06	10.76±0.06	10.64±0.06	10.74±0.09	...	-2.45	...	-2.79	...	III
14	05 35 01.36	-06 15 17.6	10.42±0.03	10.45±0.03	8.90±0.14	6.53±0.28	10.26±0.06	10.23±0.06	10.20±0.06	10.20±0.08	...	-2.62	...	-2.78	...	III
15	05 34 28.70	-06 22 07.9	11.57±0.02	11.48±0.02	10.83±0.27	...	11.48±0.06	11.23±0.06	11.30±0.06	11.33±0.13	...	-2.45	...	-2.72	...	III
16	05 36 04.97	-06 46 41.2	9.88±0.02	9.72±0.02	8.36±0.03	6.52±0.06	9.78±0.06	9.71±0.06	9.51±0.06	9.02±0.06	6.77±0.09	-2.02	-1.55	-1.96	-1.40	II
17	05 35 57.29	-06 40 28.0	11.51±0.03	10.94±0.02	8.87±0.12	6.51±0.22	11.33±0.06	10.88±0.06	10.45±0.06	9.66±0.07	7.26±0.09	-1.22	-1.05	-0.94	-0.94	II
18	05 35 59.84	-06 42 30.3	10.77±0.10	10.13±0.09	8.55±0.10	7.12±0.42	11.29±0.06	10.55±0.06	10.29±0.06	9.58±0.07	...	-0.85	...	-0.97	...	II
19	05 35 50.20	-06 50 40.1	9.75±0.02	8.95±0.02	7.05±0.02	4.79±0.03	9.57±0.06	9.04±0.06	8.31±0.06	7.70±0.06	4.83±0.06	-0.53	-0.59	-0.68	-0.64	II
20	05 35 58.25	-06 36 43.0	9.64±0.02	9.08±0.02	7.42±0.05	5.38±0.08	9.75±0.06	9.37±0.06	8.99±0.06	8.45±0.06	5.24±0.06	-1.45	-0.90	-1.38	-0.72	II
21	05 35 25.10	-06 47 56.3	9.59±0.02	9.07±0.02	7.18±0.02	5.26±0.04	9.51±0.06	8.91±0.06	8.56±0.06	7.70±0.06	5.06±0.06	-1.18	-0.93	-0.84	-0.77	II
22	05 35 34.20	-06 39 43.1	11.37±0.02	10.96±0.02	9.60±0.05	7.65±0.16	11.08±0.06	10.80±0.06	10.44±0.06	9.94±0.08	7.47±0.10	-1.48	-1.22	-1.52	-1.15	II
23	05 34 59.02	-06 42 17.6	11.44±0.02	11.23±0.02	9.98±0.12	...	11.38±0.06	11.19±0.06	11.13±0.06	10.32±0.06	7.31±0.09	-1.88	-1.14	-1.69	-0.87	TD
24	05 35 47.30	-06 33 23.3	11.89±0.02	11.78±0.03	9.82±0.10	8.10±0.48	11.83±0.06	11.78±0.06	11.72±0.07	11.70±0.15	...	-2.48	...	-2.70	...	III
25	05 34 40.89	-06 34 35.0	9.76±0.02	9.72±0.02	9.65±0.06	8.20±0.23	9.69±0.06	9.72±0.06	9.66±0.06	9.62±0.06	...	-2.70	...	-2.79	...	III
26	05 34 48.34	-06 30 26.9	10.19±0.02	9.64±0.02	7.81±0.02	5.88±0.05	10.09±0.06	9.74±0.06	9.26±0.06	8.67±0.06	5.72±0.06	-1.22	-0.89	-1.18	-0.78	II
27	05 34 09.07	-06 33 56.5	12.83±0.03	12.61±0.03	...	...	12.50±0.06	12.43±0.06	12.37±0.06	12.35±0.12	...	-2.30	...	-2.68	...	III
28	05 34 48.75	-06 31 03.4	12.18±0.03	11.94±0.03	10.18±0.13	7.04±0.11	12.05±0.06	11.88±0.06	11.86±0.06	11.90±0.10	...	-2.40	...	-2.69	...	III
29	05 35 17.68	-06 32 23.8	11.04±0.02	10.93±0.02	9.77±0.06	7.32±0.16	10.85±0.06	10.88±0.06	10.76±0.06	10.77±0.08	...	-2.45	...	-2.72	...	III
30	05 35 17.77	-06 31 44.2	11.41±0.02	11.20±0.02	10.59±0.11	...	11.33±0.06	11.13±0.06	11.11±0.06	11.11±0.10	...	-2.37	...	-2.62	...	III
31	05 34 06.94	-06 32 07.8	11.80±0.03	11.03±0.02	8.15±0.02	5.55±0.04	11.34±0.06	10.74±0.06	10.16±0.06	9.22±0.06	5.67±0.06	-0.60	-0.29	-0.42	-0.15	Flat
32	05 34 50.30	-06 26 48.3	12.07±0.03	11.97±0.03	9.47±0.08	6.62±0.09	11.94±0.06	11.91±0.06	11.81±0.07	11.90±0.20	...	-2.52	...	-2.77	...	III
33	05 35 01.93	-06 30 12.7	10.86±0.02	10.74±0.02	10.28±0.30	7.41±0.18	10.75±0.06	10.60±0.06	10.59±0.06	10.68±0.08	...	-2.56	...	-2.78	...	III
34	05 35 28.28	-06 30 22.1	12.43±0.02	11.95±0.02	10.78±0.14	7.72±0.18	12.30±0.06	11.92±0.06	11.66±0.06	11.11±0.10	8.17±0.17	-1.51	-1.04	-1.50	-0.90	II
35	05 34 43.17	-06 27 14.5	11.41±0.02	10.95±0.02	9.08±0.12	6.96±0.23	11.31±0.06	10.98±0.06	10.66±0.06	9.80±0.06	6.95±0.10	-1.35	-0.94	-1.13	-0.76	II
36	05 34 49.97	-06 28 12.0	10.98±0.02	10.75±0.02	8.42±0.04	6.56±0.10	10.98±0.06	10.82±0.06	10.54±0.06	9.52±0.06	6.49±0.08	-1.70	-0.98	-1.18	-0.64	TD
37	05 34 39.09	-06 27 21.2	11.69±0.02	11.61±0.02	9.92±0.30	7.21±0.35	11.65±0.06	11.64±0.06	11.57±0.06	11.63±0.16	...	-2.59	...	-2.81	...	III
38	05 35 47.14	-06 29 10.3	10.06±0.02	9.89±0.02	9.92±0.18	8.04±0.32	10.06±0.06	10.01±0.06	9.85±0.06	9.92±0.06	...	-2.39	...	-2.64	...	III
39	05 34 53.85	-06 23 52.5	...	...	...	...	10.28±0.06	10.06±0.06	9.73±0.06	8.81±0.06	...	-1.51	...	-1.16	...	II
40	05 34 59.51	-06 21 39.9	10.46±0.02	10.45±0.02	...	...	10.34±0.06	10.42±0.06	10.34±0.06	10.39±0.08	...	-2.73	...	-2.88	...	III
41	05 34 23.16	-06 19 40.9	12.92±0.03	12.71±0.03	11.67±0.38	...	12.37±0.06	12.16±0.06	11.85±0.07	10.95±0.10	7.74±0.17	-1.36	-0.80	-1.21	-0.59	II
42	05 34 19.88	-06 18 47.8	12.39±0.03	12.23±0.03	...	...	12.17±0.06	12.14±0.06	12.15±0.07	12.19±0.24	...	-2.53	...	-2.87	...	III
43	05 34 45.71	-06 21 40.1	10.02±0.02	9.95±0.02	9.47±0.08	...	9.86±0.06	9.92±0.06	9.72±0.06	9.86±0.07	...	-2.55	...	-2.79	...	III
44	05 34 45.14	-06 21 07.2	11.64±0.02	11.55±0.02	10.14±0.08	...	11.43±0.06	11.47±0.06	11.40±0.06	11.41±0.14	...	-2.55	...	-2.80	...	III
45	05 35 03.80	-06 16 47.5	11.89±0.03	11.72±0.03	10.91±0.25	...	11.60±0.06	11.68±0.06	11.62±0.06	11.64±0.16	...	-2.51	...	-2.87	...	III
46	05 35 01.58	-06 17 01.4	13.01±0.03	12.83±0.04	...	...	12.54±0.06	12.71±0.06	12.42±0.07	12.85±0.35	...	-2.60	...	-3.10	...	III
47	05 34 43.29	-06 17 03.4	11.24±0.02	11.10±0.02	10.56±0.25	8.36±0.43	11.00±0.06	10.93±0.06	10.85±0.06	11.00±0.11	...	-2.49	...	-2.84	...	III
48	05 35 07.52	-06 19 23.2	12.31±0.03	12.18±0.03	...	...	12.19±0.06	12.05±0.06	11.94±0.07	12.14±0.24	...	-2.52	...	-2.78	...	III
49	05 34 57.45	-06 19 33.1	12.08±0.02	11.92±0.03	9.28±0.14	6.60±0.21	11.89±0.06	11.85±0.06	11.75±0.06	11.02±0.11	6.94±0.10	-1.98	-0.79	-1.86	-0.39	TD
50	05 35 06.39	-06 19 48.8	11.66±0.03	11.61±0.04	...	...	11.75±0.06	11.81±0.06	11.65±0.06	11.79±0.18	...	-2.56	...	-2.84	...	III
51	05 34 51.89	-06 17 38.0	12.50±0.02	12.32±0.03	10.34±0.12	8.28±0.33	12.31±0.06	12.33±0.06	12.18±0.07	12.07±0.22	...	-2.36	...	-2.53	...	III
52	05 34 52.63	-06 16 47.1	12.18±0.02	12.01±0.03	9.81±0.11	...	12.15±0.06	12.00±0.06	11.98±0.07	11.77±0.18	...	-2.32	...	-2.43	...	III
53	05 35 36.83	-06 16 30.8	11.02±0.02	10.97±0.02	...	...	10.92±0.06	10.89±0.06	10.86±0.06	10.84±0.08	...	-2.68	...	-2.78	...	III
54	05 35 27.91	-06 14 15.0	9.57±0.02	9.01±0.02	7.41±0.03	5.62±0.06	9.03±0.06	8.93±0.06	8.63±0.06	8.18±0.06	5.60±0.06	-1.21	-1.10	-1.88	-1.21	II
55	05 35 10.95	-06 13 25.1	11.20±0.02	11.04±0.02	...	...	11.07±0.06	10.91±0.06	10.90±0.06	10.97±0.09	...	-2.46	...	-2.74	...	III
56	05 35 38.19	-06 20 11.9	13.83±0.04	13.66±0.05	9.73±0.10	7.12±0.17	13.66±0.06	13.67±0.06	13.74±0.16	13.66±0.32	...	-2.58	...	-2.86	...	III
57	05 35 45.93	-06 25 59.0	8.78±0.02	8.13±0.02	6.78±0.02	4.68±0.03	8.47±0.06	8.05±0.06	7.62±0.06	7.17±0.06	4.88±0.06	-1.35	-1.24	-1.50	-1.23	II
58	05 35 29.21	-06 16 29.5	...	...	...	...	10.52±0.06	10.36±0.06	10.32±0.06	10.39±0.07	...	-2.48	...	-2.75	...	III

YSOs in L1641: Disks, Accretion, and SFH.

Table 3 continued.

ID	RA (J2000)	DEC (J2000)	W1 (mag)	W2 (mag)	W3 (mag)	W4 (mag)	[3.6] (mag)	[4.5] (mag)	[5.8] (mag)	[8.0] (mag)	[24] (mag)	$\alpha$ 2-8 $\mu$ m	$\alpha$ 2-24 $\mu$ m	$\alpha$ 3.6-8 $\mu$ m	$\alpha$ 3.6-24 $\mu$ m	Class	
59	05 35 07.58	-06 09 59.8	11.39±0.02	11.40±0.02	10.19±0.11	...	11.44±0.06	11.31±0.06	11.24±0.06	11.27±0.10	...	-2.64	...	-2.67	...	III	
60	05 35 26.60	-06 16 28.4	12.15±0.02	12.07±0.03	9.74±0.09	7.94±0.28	12.08±0.06	11.93±0.06	11.94±0.07	12.01±0.17	...	-2.51	...	-2.79	...	III	
61	05 35 46.06	-06 12 22.8	10.06±0.02	9.99±0.02	10.00±0.22	...	10.04±0.06	9.91±0.06	9.78±0.06	9.81±0.06	...	-2.55	...	-2.62	...	III	
62	05 35 30.15	-06 12 05.9	11.37±0.02	11.29±0.02	9.35±0.06	6.53±0.09	11.23±0.06	11.32±0.06	11.12±0.06	11.24±0.10	...	-2.47	...	-2.79	...	III	
63	05 35 34.39	-06 05 42.7	10.63±0.02	10.44±0.02	9.19±0.04	7.04±0.13	10.42±0.06	10.36±0.06	10.36±0.06	10.40±0.07	...	-2.48	...	-2.84	...	III	
64	05 35 56.96	-06 29 38.1	10.52±0.02	9.88±0.02	7.70±0.03	5.57±0.05	10.32±0.06	9.75±0.06	9.40±0.06	8.53±0.06	5.50±0.06	-0.85	-0.65	-0.88	-0.59	II	
65	05 35 31.81	-06 06 29.4	10.93±0.02	10.77±0.02	...	...	10.66±0.06	10.61±0.06	10.60±0.06	10.69±0.08	...	-2.49	...	-2.88	...	III	
66	05 35 50.95	-06 22 43.4	10.55±0.02	9.85±0.02	7.43±0.03	5.10±0.05	11.05±0.06	10.17±0.06	10.50±0.06	8.56±0.06	5.22±0.06	-0.71	-0.28	-0.30	-0.06	Flat	
67	05 36 09.68	-06 10 30.6	9.44±0.02	8.99±0.02	7.54±0.05	6.37±0.11	9.61±0.06	9.24±0.06	8.87±0.06	8.25±0.06	6.10±0.07	-1.44	-1.29	-1.32	-1.22	II	
68	05 35 55.12	-06 10 09.4	11.81±0.02	11.53±0.02	...	...	7.66±0.19	11.58±0.06	11.50±0.06	11.42±0.06	11.47±0.15	...	-2.37	...	-2.74	...	III
69	05 36 06.65	-06 14 25.9	8.93±0.02	8.29±0.02	6.62±0.02	4.74±0.03	8.75±0.06	8.27±0.06	7.99±0.06	7.45±0.06	4.71±0.06	-0.98	-0.91	-1.43	-0.98	II	
70	05 35 57.74	-06 11 24.7	11.73±0.02	11.63±0.02	10.41±0.18	...	11.64±0.06	11.56±0.06	11.48±0.06	11.41±0.14	...	-2.41	...	-2.58	...	III	
71	05 36 04.60	-06 11 27.1	9.81±0.02	9.72±0.02	8.77±0.07	6.39±0.13	9.76±0.06	9.60±0.06	9.62±0.06	9.61±0.06	...	-2.51	...	-2.72	...	III	
72	05 36 00.21	-06 03 29.4	9.84±0.02	9.75±0.02	9.31±0.06	8.52±0.41	9.79±0.06	9.65±0.06	9.73±0.06	9.59±0.07	...	-2.62	...	-2.75	...	III	
73	05 36 00.27	-06 23 47.2	12.10±0.02	11.89±0.03	...	...	11.94±0.06	11.82±0.06	11.84±0.07	11.80±0.12	...	-2.47	...	-2.72	...	III	
74	05 36 24.99	-06 17 32.5	...	...	...	...	8.22±0.06	8.20±0.06	8.20±0.06	8.22±0.06	...	-2.85	...	-2.88	...	III	
75	05 36 04.20	-06 20 44.0	9.55±0.02	9.56±0.02	9.47±0.18	6.94±0.20	9.57±0.06	9.47±0.06	9.52±0.06	9.57±0.06	...	-2.72	...	-2.87	...	III	
76	05 36 31.56	-06 08 27.4	8.23±0.02	7.67±0.02	5.42±0.01	3.40±0.02	8.11±0.06	7.62±0.06	7.18±0.06	6.44±0.06	3.56±0.06	-0.99	-0.79	-0.97	-0.72	II	
77	05 36 05.16	-06 25 25.2	10.84±0.02	10.69±0.02	9.87±0.13	6.96±0.13	10.51±0.06	10.57±0.06	10.35±0.06	10.49±0.07	...	-2.45	...	-2.76	...	III	
78	05 36 18.00	-06 10 02.7	12.61±0.03	12.41±0.03	...	...	12.39±0.06	12.34±0.06	12.20±0.08	12.25±0.27	...	-2.41	...	-2.65	...	III	
79	05 36 26.12	-06 08 03.6	8.01±0.02	7.22±0.02	5.43±0.01	3.81±0.02	8.22±0.06	7.64±0.06	7.26±0.06	6.56±0.06	3.80±0.06	-0.54	-0.66	-1.02	-0.80	II	
80	05 36 24.73	-06 05 13.1	11.68±0.03	11.20±0.02	10.72±0.54	...	11.45±0.06	11.00±0.06	10.98±0.06	10.32±0.08	...	-1.51	...	-1.66	...	II	
81	05 36 18.33	-06 13 59.6	10.66±0.02	10.68±0.02	10.11±0.16	8.43±0.38	10.49±0.06	10.64±0.06	10.56±0.06	10.52±0.07	...	-2.66	...	-2.85	...	III	
82	05 36 47.51	-06 08 20.2	11.99±0.03	11.85±0.03	...	6.23±0.14	11.74±0.06	11.39±0.06	11.50±0.06	11.58±0.11	6.99±0.10	-2.34	-0.95	-2.75	-0.60	TD	
83	05 36 59.95	-06 11 45.0	12.10±0.03	11.87±0.03	9.40±0.06	6.64±0.08	11.85±0.06	11.59±0.06	11.91±0.06	11.73±0.12	...	-2.40	...	-2.84	...	III	
84	05 36 36.55	-06 14 25.2	11.92±0.02	11.78±0.02	10.09±0.12	8.33±0.36	11.90±0.06	11.84±0.06	11.72±0.06	11.80±0.12	...	-2.51	...	-2.70	...	III	
85	05 36 13.48	-06 27 31.0	11.19±0.02	11.24±0.02	11.00±0.21	...	11.31±0.06	11.27±0.06	11.29±0.07	11.27±0.16	...	-2.77	...	-2.83	...	III	
86	05 36 40.40	-06 13 33.3	11.19±0.02	11.06±0.02	9.42±0.07	6.41±0.09	10.97±0.06	10.94±0.06	10.91±0.06	10.49±0.07	6.13±0.07	-2.25	-0.87	-2.31	-0.46	TD	
87	05 36 33.80	-06 19 26.7	12.46±0.03	12.19±0.02	...	...	12.21±0.06	12.18±0.06	12.07±0.07	12.12±0.16	...	-2.45	...	-2.73	...	III	
88	05 36 13.15	-06 25 41.0	12.12±0.03	12.01±0.03	11.01±0.22	8.56±0.52	12.05±0.06	11.94±0.06	11.94±0.06	11.95±0.14	...	-2.54	...	-2.74	...	III	
89	05 36 32.38	-06 19 19.9	9.36±0.02	8.99±0.02	7.59±0.02	5.83±0.06	9.22±0.06	9.12±0.06	8.90±0.06	8.48±0.06	5.75±0.06	-1.87	-1.32	-2.02	-1.19	TD	
90	05 36 27.72	-06 23 12.2	10.50±0.02	9.93±0.02	8.22±0.04	6.07±0.10	10.25±0.06	9.98±0.06	9.55±0.06	8.86±0.06	6.30±0.07	-1.44	-1.11	-1.24	-0.97	II	
91	05 36 55.22	-06 20 25.7	11.86±0.02	11.72±0.02	9.37±0.05	6.20±0.07	11.88±0.06	11.67±0.06	11.64±0.06	10.61±0.07	6.64±0.08	-1.82	-0.70	-1.46	-0.27	TD	
92	05 36 54.28	-06 19 45.4	11.71±0.02	11.54±0.02	11.86±0.44	...	11.55±0.06	11.46±0.06	11.44±0.06	11.43±0.09	...	-2.44	...	-2.71	...	III	
93	05 36 21.83	-06 26 01.9	9.15±0.02	8.40±0.02	6.62±0.02	4.99±0.04	9.00±0.06	8.51±0.06	7.89±0.06	7.39±0.06	5.32±0.06	-0.82	-1.06	-1.01	-1.18	II	
94	05 37 03.96	-06 16 40.3	12.29±0.03	12.16±0.03	9.31±0.10	6.52±0.09	12.27±0.06	11.99±0.06	12.05±0.06	12.23±0.17	...	-2.55	...	-2.86	...	III	
95	05 36 22.39	-06 27 00.4	7.55±0.02	7.49±0.02	7.45±0.03	6.75±0.09	7.59±0.06	7.49±0.06	7.35±0.06	7.46±0.06	7.25±0.11	-2.69	-2.77	-2.74	-2.81	III	
96	05 36 26.69	-06 26 28.7	9.82±0.02	9.79±0.02	10.24±0.14	...	9.87±0.06	9.66±0.06	9.66±0.06	9.66±0.06	...	-2.52	...	-2.66	...	III	
97	05 36 32.19	-06 27 41.5	12.97±0.03	12.79±0.03	...	...	12.81±0.06	12.77±0.06	12.72±0.09	12.64±0.29	...	-2.43	...	-2.64	...	III	
98	05 36 06.58	-06 31 42.8	12.21±0.03	11.87±0.03	9.19±0.32	5.48±0.08	12.14±0.06	11.93±0.06	11.61±0.07	10.74±0.09	7.57±0.11	-1.58	-0.91	-1.23	-0.62	TD	
99	05 36 37.52	-06 27 17.3	12.58±0.03	12.24±0.03	11.00±0.40	...	12.24±0.06	12.12±0.06	11.85±0.07	11.41±0.18	...	-1.83	...	-1.89	...	II	
100	05 36 45.21	-06 28 09.6	11.05±0.02	10.89±0.02	9.67±0.08	7.90±0.22	10.96±0.06	10.81±0.06	10.67±0.06	10.81±0.12	...	-2.40	...	-2.66	...	III	
101	05 37 11.90	-06 29 16.7	11.71±0.02	11.54±0.02	10.34±0.14	8.24±0.37	11.54±0.06	11.46±0.06	11.32±0.06	11.48±0.09	...	-2.45	...	-2.77	...	III	
102	05 36 06.65	-06 32 17.1	8.51±0.02	7.94±0.02	6.39±0.05	4.67±0.10	8.40±0.06	7.98±0.06	7.62±0.06	7.05±0.06	4.73±0.06	-1.07	-1.09	-1.38	-1.16	II	
103	05 36 24.13	-06 31 49.4	12.42±0.03	12.24±0.03	...	7.79±0.20	12.31±0.06	12.28±0.06	12.19±0.07	12.27±0.21	...	-2.50	...	-2.79	...	III	
104	05 37 05.76	-06 27 16.3	11.38±0.02	11.24±0.02	9.33±0.08	7.39±0.18	11.30±0.06	11.14±0.06	11.19±0.06	11.18±0.08	...	-2.48	...	-2.75	...	III	
105	05 36 58.98	-06 29 04.7	11.62±0.02	11.40±0.02	10.57±0.14	7.47±0.14	11.32±0.06	11.28±0.06	11.13±0.06	10.87±0.12	6.89±0.09	-2.21	-1.03	-2.31	-0.68	TD	
106	05 36 39.32	-06 30 10.9	12.30±0.02	12.08±0.03	9.39±0.09	6.42±0.08	12.14±0.06	11.84±0.06	11.99±0.07	11.33±0.17	6.70±0.08	-2.03	-0.63	-2.03	-0.19	TD	
107	05 37 14.73	-06 35 15.7	12.42±0.03	12.10±0.03	...	...	12.28±0.06	12.11±0.06	12.20±0.07	12.27±0.21	...	-2.52	...	-2.88	...	III	
108	05 36 41.33	-06 33 59.9	7.93±0.02	6.99±0.02	4.76±0.01	2.48±0.02	8.48±0.06	7.85±0.06	7.04±0.06	6.23±0.06	2.29±0.06	-0.50	-0.10	-0.27	+0.07	Flat	
109	05 37 36.44	-06 31 04.6	11.60±0.03	11.52±0.02	10.15±0.10	...	11.45±0.06	11.43±0.06	11.35±0.06	11.40±0.11	...	-2.55	...	-2.78	...	III	
110	05 36 36.93	-06 33 24.0	8.70±0.02	7.86±0.02	6.34±0.02	4.75±0.03	8.25±0.06	7.77±0.06	7.30±0.06	6.83±0.06	4.83±0.06	-0.90	-1.15	-1.28	-1.31	II	
111	05 36 30.45	-06 32 07.7	13.09±0.03	12.86±0.03	11.10±0.30	7.69±0.20	12.89±0.06	12.88±0.06	12.80±0.06	12.83±0.34	...	-2.50	...	-2.76	...	III	
112	05 37 00.10	-06 33 27.3	6.95±0.03	6.21±0.02	4.58±0.01	3.09±0.02	6.87±0.06	6.24±0.06	5.93±0.06	5.37±0.06	3.08±0.06	-0.93	-1.04	-1.24	-1.15	II	
113	05 37 25.30	-06 33 12.2	10.60±0.02	10.62±0.02	10.35±0.32	7.64±0.23	10.41±0.06	10.52±0.06	10.49±0.06	10.40±0.07	...	-2.57	...	-2.82	...	III	
114	05 37 51.56	-06 41 28.9	12.20±0.02	12.01±0.03	10.50±0.12	7.97±0.23	12.11±0.06	11.91±0.06	12.00±0.06	11.83±0.14	...	-2.41	...	-2.59	...	III	
115	05 37 47.46	-06 36 29.7	11.13±0.02	10.92±0.02	9.04±0.05	5.63±0.05	10.98±0.06	10.91±0.06	10.70±0.06	10.54±0.07	6.29±0.07	-2.28	-0.97	-2.37	-0.57	TD	
116	05 37 42.77	-06 40 15.8	10.34±0.02	10.35±0.02	10.45±0.11	...	10.41±0.06	10.36±0.06	10.30±0.06	10.22±0.07	...	-2.68	...	-2.65	...	III	



Table 3 continued.

ID	RA (J2000)	DEC (J2000)	W1 (mag)	W2 (mag)	W3 (mag)	W4 (mag)	[3.6] (mag)	[4.5] (mag)	[5.8] (mag)	[8.0] (mag)	[24] (mag)	$\alpha$ 2-8 $\mu\text{m}$	$\alpha$ 2-24 $\mu\text{m}$	$\alpha$ 3.6-8 $\mu\text{m}$	$\alpha$ 3.6-24 $\mu\text{m}$	Class
117	05 37 10.70	-06 35 27.9	10.26 $\pm$ 0.02	10.17 $\pm$ 0.02	9.50 $\pm$ 0.04	7.91 $\pm$ 0.26	10.11 $\pm$ 0.06	10.02 $\pm$ 0.06	9.98 $\pm$ 0.06	10.07 $\pm$ 0.08	...	-2.61	...	-2.81	...	III
118	05 37 32.44	-06 39 04.9	11.96 $\pm$ 0.02	11.80 $\pm$ 0.02	11.05 $\pm$ 0.14	7.03 $\pm$ 0.11	11.99 $\pm$ 0.06	11.68 $\pm$ 0.06	11.77 $\pm$ 0.06	11.59 $\pm$ 0.13	6.88 $\pm$ 0.08	-2.40	-0.85	-2.46	-0.39	TD
119	05 36 53.25	-06 35 00.1	12.34 $\pm$ 0.03	12.15 $\pm$ 0.03	9.42 $\pm$ 0.05	6.99 $\pm$ 0.09	12.35 $\pm$ 0.06	12.13 $\pm$ 0.06	12.14 $\pm$ 0.07	11.89 $\pm$ 0.16	...	-2.29	...	-2.37	...	III
120	05 37 51.37	-06 39 51.3	10.32 $\pm$ 0.02	10.31 $\pm$ 0.02	9.76 $\pm$ 0.08	...	10.24 $\pm$ 0.06	10.25 $\pm$ 0.06	10.18 $\pm$ 0.06	10.29 $\pm$ 0.07	...	-2.75	...	-2.92	...	III
121	05 36 51.88	-06 35 25.1	12.52 $\pm$ 0.03	12.34 $\pm$ 0.03	...	...	12.45 $\pm$ 0.06	12.22 $\pm$ 0.06	12.29 $\pm$ 0.08	12.27 $\pm$ 0.11	...	-2.46	...	-2.69	...	III
122	05 37 10.81	-06 45 40.7	10.87 $\pm$ 0.02	10.83 $\pm$ 0.02	10.13 $\pm$ 0.12	8.09 $\pm$ 0.23	10.87 $\pm$ 0.06	10.94 $\pm$ 0.06	10.70 $\pm$ 0.06	10.79 $\pm$ 0.06	...	-2.55	...	-2.69	...	III
123	05 37 34.06	-06 44 02.1	12.49 $\pm$ 0.02	12.24 $\pm$ 0.03	...	...	12.30 $\pm$ 0.06	12.30 $\pm$ 0.06	12.05 $\pm$ 0.06	12.13 $\pm$ 0.19	...	-2.38	...	-2.59	...	III
124	05 37 38.98	-06 45 15.3	11.09 $\pm$ 0.02	10.92 $\pm$ 0.02	11.19 $\pm$ 0.34	...	10.99 $\pm$ 0.06	10.96 $\pm$ 0.06	10.73 $\pm$ 0.06	10.84 $\pm$ 0.07	...	-2.43	...	-2.62	...	III
125	05 36 29.90	-06 38 22.2	11.46 $\pm$ 0.03	11.36 $\pm$ 0.03	7.90 $\pm$ 0.04	5.19 $\pm$ 0.07	11.31 $\pm$ 0.06	11.35 $\pm$ 0.06	11.19 $\pm$ 0.06	11.56 $\pm$ 0.20	...	-2.68	...	-3.06	...	III
126	05 37 32.09	-06 47 05.5	11.96 $\pm$ 0.03	11.79 $\pm$ 0.02	...	...	11.84 $\pm$ 0.06	11.75 $\pm$ 0.06	11.61 $\pm$ 0.06	11.62 $\pm$ 0.13	...	-2.44	...	-2.60	...	III
127	05 37 22.85	-06 44 46.3	10.75 $\pm$ 0.02	10.37 $\pm$ 0.02	9.43 $\pm$ 0.07	8.33 $\pm$ 0.30	10.68 $\pm$ 0.06	10.25 $\pm$ 0.06	9.96 $\pm$ 0.06	9.62 $\pm$ 0.06	7.40 $\pm$ 0.08	-1.56	-1.39	-1.66	-1.35	II
128	05 36 31.51	-06 41 13.4	11.75 $\pm$ 0.02	11.71 $\pm$ 0.03	9.54 $\pm$ 0.10	6.20 $\pm$ 0.15	11.84 $\pm$ 0.06	11.49 $\pm$ 0.06	11.58 $\pm$ 0.07	11.76 $\pm$ 0.14	...	-2.63	...	-2.82	...	III
129	05 36 44.76	-06 44 28.3	12.73 $\pm$ 0.03	12.43 $\pm$ 0.03	10.76 $\pm$ 0.15	...	12.64 $\pm$ 0.06	12.60 $\pm$ 0.06	12.57 $\pm$ 0.09	12.45 $\pm$ 0.24	...	-2.46	...	-2.64	...	III
130	05 36 52.69	-06 43 08.2	9.61 $\pm$ 0.02	8.92 $\pm$ 0.02	6.41 $\pm$ 0.02	4.42 $\pm$ 0.04	9.49 $\pm$ 0.06	8.90 $\pm$ 0.06	8.33 $\pm$ 0.06	7.30 $\pm$ 0.06	4.30 $\pm$ 0.06	-0.67	-0.51	-0.42	-0.41	II
131	05 36 32.42	-06 40 42.8	11.88 $\pm$ 0.02	11.39 $\pm$ 0.02	8.29 $\pm$ 0.05	5.76 $\pm$ 0.08	11.62 $\pm$ 0.06	11.34 $\pm$ 0.06	10.97 $\pm$ 0.06	10.24 $\pm$ 0.07	7.63 $\pm$ 0.15	-1.26	-1.02	-1.25	-0.94	II
132	05 37 10.68	-06 47 11.9	12.95 $\pm$ 0.03	12.78 $\pm$ 0.03	9.85 $\pm$ 0.18	7.55 $\pm$ 0.31	12.86 $\pm$ 0.06	12.73 $\pm$ 0.06	12.64 $\pm$ 0.09	12.59 $\pm$ 0.28	...	-2.35	...	-2.54	...	III
133	05 36 32.81	-06 39 54.7	11.57 $\pm$ 0.02	11.58 $\pm$ 0.03	...	6.80 $\pm$ 0.09	11.57 $\pm$ 0.06	11.60 $\pm$ 0.06	11.53 $\pm$ 0.06	11.72 $\pm$ 0.23	...	-2.80	...	-2.98	...	III
134	05 36 40.95	-06 41 17.6	11.37 $\pm$ 0.02	10.85 $\pm$ 0.02	8.87 $\pm$ 0.09	6.18 $\pm$ 0.08	11.35 $\pm$ 0.06	11.01 $\pm$ 0.06	10.59 $\pm$ 0.06	9.94 $\pm$ 0.07	6.16 $\pm$ 0.07	-1.44	-0.65	-1.23	-0.36	II
135	05 37 05.90	-06 47 14.6	11.37 $\pm$ 0.02	11.23 $\pm$ 0.02	9.25 $\pm$ 0.06	6.48 $\pm$ 0.10	11.20 $\pm$ 0.06	11.25 $\pm$ 0.06	11.11 $\pm$ 0.06	11.18 $\pm$ 0.10	...	-2.46	...	-2.78	...	III
136	05 36 25.13	-06 44 41.7	6.83 $\pm$ 0.03	5.71 $\pm$ 0.03	3.35 $\pm$ 0.01	0.65 $\pm$ 0.02	6.55 $\pm$ 0.06	5.84 $\pm$ 0.06	5.16 $\pm$ 0.06	4.28 $\pm$ 0.06	0.55 $\pm$ 0.06	-0.22	-0.07	-0.35	-0.05	Flat
137	05 36 40.70	-06 52 04.5	11.34 $\pm$ 0.02	11.22 $\pm$ 0.02	10.03 $\pm$ 0.49	...	11.31 $\pm$ 0.06	11.21 $\pm$ 0.06	11.08 $\pm$ 0.06	11.14 $\pm$ 0.10	...	-2.55	...	-2.64	...	III
138	05 36 28.11	-06 44 32.5	11.03 $\pm$ 0.02	10.69 $\pm$ 0.02	10.61 $\pm$ 0.33	7.91 $\pm$ 0.42	10.87 $\pm$ 0.06	10.59 $\pm$ 0.06	10.43 $\pm$ 0.06	9.99 $\pm$ 0.07	...	-1.60	...	-1.86	...	II
139	05 36 21.41	-06 45 36.6	7.16 $\pm$ 0.03	6.24 $\pm$ 0.02	4.41 $\pm$ 0.01	2.28 $\pm$ 0.02	6.83 $\pm$ 0.06	6.28 $\pm$ 0.06	5.70 $\pm$ 0.06	5.06 $\pm$ 0.06	2.43 $\pm$ 0.06	-0.82	-0.82	-0.91	-0.83	II
140	05 36 04.34	-06 34 38.8	12.40 $\pm$ 0.03	12.25 $\pm$ 0.03	...	...	12.22 $\pm$ 0.06	12.22 $\pm$ 0.06	12.08 $\pm$ 0.08	12.17 $\pm$ 0.19	...	-2.51	...	-2.75	...	III
141	05 36 25.55	-06 51 28.1	12.42 $\pm$ 0.02	12.20 $\pm$ 0.02	10.92 $\pm$ 0.20	8.33 $\pm$ 0.31	12.35 $\pm$ 0.06	12.19 $\pm$ 0.06	12.17 $\pm$ 0.07	12.06 $\pm$ 0.19	...	-2.30	...	-2.53	...	III
142	05 36 24.53	-06 52 34.0	12.16 $\pm$ 0.03	11.72 $\pm$ 0.02	9.89 $\pm$ 0.07	7.70 $\pm$ 0.22	12.00 $\pm$ 0.06	11.67 $\pm$ 0.06	11.38 $\pm$ 0.06	10.83 $\pm$ 0.09	8.15 $\pm$ 0.23	-1.58	-1.17	-1.53	-1.03	II
143	05 36 40.76	-06 11 08.1	10.92 $\pm$ 0.02	10.02 $\pm$ 0.02	8.01 $\pm$ 0.04	5.40 $\pm$ 0.05	10.66 $\pm$ 0.06	10.06 $\pm$ 0.06	9.56 $\pm$ 0.06	8.85 $\pm$ 0.06	5.26 $\pm$ 0.06	-0.03	-0.11	-0.82	-0.31	II
144	05 35 48.87	-06 12 07.8	9.44 $\pm$ 0.02	9.00 $\pm$ 0.02	7.09 $\pm$ 0.02	5.01 $\pm$ 0.04	9.22 $\pm$ 0.06	8.86 $\pm$ 0.06	8.45 $\pm$ 0.06	7.79 $\pm$ 0.06	5.07 $\pm$ 0.06	-1.25	-0.98	-1.21	-0.89	II
145	05 36 29.40	-06 15 44.5	12.25 $\pm$ 0.03	12.06 $\pm$ 0.02	...	...	12.12 $\pm$ 0.06	11.93 $\pm$ 0.06	11.93 $\pm$ 0.06	11.97 $\pm$ 0.14	...	-2.40	...	-2.70	...	III
146	05 35 51.31	-06 13 53.1	11.65 $\pm$ 0.02	11.11 $\pm$ 0.02	8.94 $\pm$ 0.06	6.65 $\pm$ 0.12	11.37 $\pm$ 0.06	10.91 $\pm$ 0.06	10.52 $\pm$ 0.06	9.96 $\pm$ 0.07	7.43 $\pm$ 0.14	-1.11	-1.02	-1.24	-1.02	II
147	05 36 32.87	-06 12 37.4	10.96 $\pm$ 0.02	10.85 $\pm$ 0.02	11.14 $\pm$ 0.38	...	10.82 $\pm$ 0.06	10.70 $\pm$ 0.06	10.67 $\pm$ 0.06	10.71 $\pm$ 0.07	...	-2.50	...	-2.73	...	III
148	05 35 48.59	-06 05 25.5	12.01 $\pm$ 0.03	11.82 $\pm$ 0.02	7.80 $\pm$ 0.03	5.37 $\pm$ 0.05	12.10 $\pm$ 0.06	11.95 $\pm$ 0.06	11.78 $\pm$ 0.07	11.38 $\pm$ 0.14	...	-1.98	...	-2.02	...	III
149	05 35 52.03	-06 10 01.6	7.24 $\pm$ 0.03	6.31 $\pm$ 0.02	3.30 $\pm$ 0.01	0.67 $\pm$ 0.02	7.00 $\pm$ 0.06	6.44 $\pm$ 0.06	5.54 $\pm$ 0.06	4.50 $\pm$ 0.06	0.57 $\pm$ 0.06	-0.41	-0.01	+0.03	+0.21	Flat
150	05 36 38.04	-06 24 25.0	12.73 $\pm$ 0.03	12.56 $\pm$ 0.03	...	...	12.62 $\pm$ 0.06	12.54 $\pm$ 0.06	12.48 $\pm$ 0.08	12.55 $\pm$ 0.18	...	-2.47	...	-2.76	...	III
151	05 37 10.85	-06 30 14.9	11.87 $\pm$ 0.02	11.64 $\pm$ 0.02	...	...	11.69 $\pm$ 0.06	11.61 $\pm$ 0.06	11.54 $\pm$ 0.06	11.51 $\pm$ 0.09	...	-2.39	...	-2.63	...	III
152	05 37 13.88	-06 18 13.1	11.86 $\pm$ 0.03	11.66 $\pm$ 0.03	9.63 $\pm$ 0.07	7.77 $\pm$ 0.30	11.72 $\pm$ 0.06	11.54 $\pm$ 0.06	11.63 $\pm$ 0.06	11.56 $\pm$ 0.11	...	-2.38	...	-2.71	...	III
153	05 36 17.69	-06 28 36.2	11.52 $\pm$ 0.03	11.39 $\pm$ 0.02	11.06 $\pm$ 0.22	...	11.47 $\pm$ 0.06	11.35 $\pm$ 0.06	11.32 $\pm$ 0.06	11.35 $\pm$ 0.09	...	-2.54	...	-2.73	...	III
154	05 37 35.24	-06 28 21.5	12.26 $\pm$ 0.03	12.07 $\pm$ 0.02	...	...	12.20 $\pm$ 0.06	12.04 $\pm$ 0.06	12.02 $\pm$ 0.06	12.05 $\pm$ 0.13	...	-2.50	...	-2.70	...	III
155	05 36 50.23	-06 48 58.1	11.55 $\pm$ 0.02	11.38 $\pm$ 0.02	9.76 $\pm$ 0.06	7.21 $\pm$ 0.15	11.49 $\pm$ 0.06	11.44 $\pm$ 0.06	11.18 $\pm$ 0.06	11.30 $\pm$ 0.11	...	-2.39	...	-2.57	...	III
156	05 37 07.64	-06 52 57.8	11.17 $\pm$ 0.02	11.09 $\pm$ 0.02	9.52 $\pm$ 0.06	7.15 $\pm$ 0.11	11.02 $\pm$ 0.06	11.06 $\pm$ 0.06	10.98 $\pm$ 0.06	11.08 $\pm$ 0.07	...	-2.62	...	-2.89	...	III
157	05 36 10.86	-06 33 47.4	10.74 $\pm$ 0.02	10.68 $\pm$ 0.02	9.51 $\pm$ 0.06	7.86 $\pm$ 0.22	10.65 $\pm$ 0.06	10.59 $\pm$ 0.06	10.47 $\pm$ 0.06	10.56 $\pm$ 0.10	...	-2.50	...	-2.72	...	III
158	05 41 20.32	-08 15 23.0	11.97 $\pm$ 0.02	11.84 $\pm$ 0.02	10.87 $\pm$ 0.10	8.16 $\pm$ 0.20	11.82 $\pm$ 0.06	11.73 $\pm$ 0.06	11.74 $\pm$ 0.06	11.95 $\pm$ 0.07	...	-2.63	...	-3.00	...	III
159	05 40 19.42	-08 14 16.3	9.16 $\pm$ 0.02	8.07 $\pm$ 0.02	5.63 $\pm$ 0.01	3.10 $\pm$ 0.02	8.49 $\pm$ 0.06	7.90 $\pm$ 0.06	7.29 $\pm$ 0.06	6.53 $\pm$ 0.06	2.91 $\pm$ 0.06	-0.38	-0.22	-0.68	-0.23	Flat
160	05 41 00.10	-08 13 54.9	11.65 $\pm$ 0.03	11.40 $\pm$ 0.02	10.71 $\pm$ 0.09	...	11.30 $\pm$ 0.06	11.27 $\pm$ 0.06	11.23 $\pm$ 0.06	11.57 $\pm$ 0.06	...	-2.59	...	-3.14	...	III
161	05 39 27.98	-08 04 46.8	11.61 $\pm$ 0.02	11.49 $\pm$ 0.02	10.74 $\pm$ 0.13	8.12 $\pm$ 0.19	11.50 $\pm$ 0.06	11.55 $\pm$ 0.06	11.41 $\pm$ 0.06	11.52 $\pm$ 0.10	...	-2.55	...	-2.82	...	III
162	05 39 26.00	-08 04 06.9	10.82 $\pm$ 0.02	10.41 $\pm$ 0.02	9.73 $\pm$ 0.05	7.54 $\pm$ 0.11	10.87 $\pm$ 0.06	10.53 $\pm$ 0.06	10.30 $\pm$ 0.06	10.23 $\pm$ 0.06	7.97 $\pm$ 0.08	-1.75	-1.53	-2.12	-1.54	II
163	05 41 18.06	-08 07 34.8	12.89 $\pm$ 0.03	12.72 $\pm$ 0.03	11.37 $\pm$ 0.22	8.86 $\pm$ 0.39	12.68 $\pm$ 0.06	12.58 $\pm$ 0.06	12.60 $\pm$ 0.06	12.67 $\pm$ 0.11	...	-2.48	...	-2.84	...	III
164	05 40 28.75	-08 18 10.8	12.27 $\pm$ 0.02	12.08 $\pm$ 0.03	12.48 $\pm$ 0.50	...	12.20 $\pm$ 0.06	12.16 $\pm$ 0.06	12.05 $\pm$ 0.06	12.21 $\pm$ 0.07	...	-2.58	...	-2.83	...	III
165	05 41 14.04	-08 07 57.4	10.05 $\pm$ 0.02	9.65 $\pm$ 0.02	7.52 $\pm$ 0.02	5.46 $\pm$ 0.03	10.04 $\pm$ 0.06	9.63 $\pm$								

Table 3 continued.

ID	RA (J2000)	DEC (J2000)	W1 (mag)	W2 (mag)	W3 (mag)	W4 (mag)	[3.6] (mag)	[4.5] (mag)	[5.8] (mag)	[8.0] (mag)	[24] (mag)	$\alpha$ 2-8 $\mu\text{m}$	$\alpha$ 2-24 $\mu\text{m}$	$\alpha$ 3.6-8 $\mu\text{m}$	$\alpha$ 3.6-24 $\mu\text{m}$	Class
175	05 40 06.25	-07 47 44.3	11.83±0.02	11.69±0.02	9.20±0.04	5.88±0.04	11.74±0.06	11.56±0.06	11.48±0.06	10.84±0.06	5.96±0.06	-2.00	-0.50	-1.85	0.01	TD
176	05 40 43.37	-07 57 52.8	10.86±0.02	10.89±0.02	10.87±0.12	...	10.93±0.06	10.88±0.06	10.84±0.06	10.95±0.06	...	-2.77	...	-2.87	...	III
177	05 40 51.99	-07 41 44.6	11.40±0.02	11.30±0.02	11.49±0.28	7.96±0.19	11.40±0.06	11.33±0.06	11.11±0.06	11.23±0.06	...	-2.65	...	-2.68	...	III
178	05 41 16.81	-07 42 59.8	10.65±0.02	10.56±0.02	10.34±0.08	...	10.64±0.06	10.74±0.06	10.58±0.06	10.80±0.06	...	-2.69	...	-2.97	...	III
179	05 41 04.62	-07 45 40.3	10.07±0.02	9.92±0.02	9.21±0.04	6.10±0.04	10.07±0.06	10.09±0.06	9.87±0.06	9.86±0.06	6.18±0.06	-2.50	-1.31	-2.58	-0.96	TD
180	05 41 06.29	-07 45 38.5	10.64±0.02	10.52±0.02	10.12±0.09	7.72±0.15	10.68±0.06	10.70±0.06	10.55±0.06	10.49±0.06	...	-2.60	...	-2.64	...	III
181	05 41 15.24	-07 52 11.1	11.44±0.02	11.47±0.02	10.90±0.13	7.51±0.11	11.86±0.06	11.47±0.06	11.56±0.06	11.60±0.07	...	-2.73	...	-2.62	...	III
182	05 41 33.22	-07 55 02.3	9.63±0.02	9.13±0.02	7.47±0.02	5.49±0.04	9.57±0.06	9.25±0.06	8.94±0.06	8.33±0.06	5.50±0.06	-1.31	-0.99	-1.47	-0.92	II
183	05 41 31.30	-07 55 11.8	11.09±0.02	10.89±0.02	10.68±0.09	...	11.04±0.06	10.85±0.06	10.90±0.06	10.77±0.06	...	-2.54	...	-2.65	...	III
184	05 41 54.05	-07 49 53.2	10.83±0.02	10.69±0.02	9.75±0.05	6.35±0.05	10.89±0.06	10.50±0.06	10.52±0.06	10.57±0.06	6.50±0.06	-2.35	-1.13	-2.54	-0.79	TD
185	05 41 28.49	-08 02 11.9	12.41±0.02	12.22±0.02	...	...	12.25±0.06	12.33±0.06	12.03±0.06	12.25±0.09	...	-2.49	...	-2.75	...	III
186	05 42 20.92	-07 57 04.1	10.49±0.02	10.51±0.02	10.22±0.09	7.95±0.17	10.56±0.06	10.78±0.06	10.52±0.06	10.68±0.07	...	-2.82	...	-2.89	...	III
187	05 41 51.20	-07 59 34.6	12.38±0.02	12.23±0.03	12.28±0.41	7.75±0.13	12.44±0.06	12.21±0.06	12.24±0.06	12.15±0.12	...	-2.51	...	-2.57	...	III
188	05 42 07.51	-08 02 56.8	10.28±0.02	10.33±0.02	10.20±0.08	7.54±0.12	10.32±0.06	10.17±0.06	10.32±0.06	10.39±0.06	...	-2.78	...	-2.98	...	III
189	05 42 46.38	-07 59 57.4	12.37±0.03	12.20±0.03	11.49±0.22	8.97±0.47	12.10±0.06	11.90±0.06	11.80±0.09	12.02±0.11	...	-2.34	...	-2.76	...	III
190	05 42 05.58	-08 01 05.3	11.63±0.02	11.38±0.02	10.13±0.10	6.55±0.05	11.69±0.06	11.45±0.06	11.02±0.06	10.77±0.07	7.18±0.06	-1.82	-0.97	-1.75	-0.69	TD
191	05 42 30.60	-07 59 53.8	12.44±0.02	12.28±0.03	12.15±0.43	...	12.46±0.06	12.42±0.06	12.26±0.12	12.53±0.15	...	-2.69	...	-2.87	...	III
192	05 42 47.16	-08 05 56.9	12.24±0.02	11.94±0.03	9.61±0.05	7.11±0.10	12.09±0.06	11.85±0.06	11.73±0.09	11.31±0.27	8.40±0.15	-1.99	-1.31	-1.99	-1.09	TD
193	05 42 12.39	-08 05 49.6	11.25±0.02	11.13±0.02	9.95±0.06	7.93±0.19	11.22±0.06	11.13±0.06	11.03±0.06	11.27±0.08	...	-2.80	...	-2.97	...	III
194	05 41 44.65	-08 04 38.4	11.75±0.02	11.65±0.02	11.31±0.17	8.58±0.28	11.57±0.06	11.67±0.06	11.47±0.06	11.85±0.08	...	-2.74	...	-3.12	...	III
195	05 43 01.74	-08 04 50.4	9.91±0.02	9.71±0.02	7.97±0.02	5.09±0.03	9.75±0.06	9.60±0.06	9.42±0.06	9.08±0.07	5.25±0.06	-1.89	-0.93	-2.10	-0.67	TD
196	05 42 17.67	-08 03 42.5	11.15±0.02	11.05±0.02	11.05±0.14	7.43±0.10	11.23±0.06	11.12±0.06	11.13±0.07	11.01±0.07	...	-2.59	...	-2.62	...	III
197	05 42 40.06	-08 05 07.7	12.61±0.03	12.29±0.03	11.76±0.43	...	12.61±0.06	12.45±0.07	12.08±0.11	12.17±0.25	9.32±0.28	-2.19	-1.50	-2.27	-1.31	TD
198	05 42 47.40	-08 04 05.3	12.37±0.02	11.90±0.02	9.49±0.04	7.21±0.09	12.28±0.06	11.55±0.06	11.66±0.09	10.37±0.13	7.23±0.07	-1.29	-0.73	-0.85	-0.46	II
199	05 42 18.73	-08 04 11.6	12.08±0.02	11.92±0.02	11.69±0.28	8.21±0.24	12.11±0.06	12.02±0.06	11.90±0.10	11.86±0.10	...	-2.46	...	-2.55	...	III
200	05 42 27.50	-08 11 03.8	12.87±0.03	12.54±0.04	7.87±0.04	6.04±0.19	13.12±0.06	12.81±0.06	12.71±0.17	...	9.00±0.22	...	-1.08	...	-0.71	TD
201	05 42 48.07	-08 08 42.9	12.30±0.02	12.11±0.03	11.14±0.28	8.83±0.46	12.14±0.06	12.10±0.06	11.96±0.10	11.95±0.16	...	-2.38	...	-2.60	...	III
202	05 42 49.78	-08 12 10.2	11.07±0.02	10.78±0.02	8.64±0.05	5.19±0.03	11.02±0.06	11.00±0.06	10.81±0.06	10.42±0.14	5.19±0.06	-2.15	-0.48	-2.19	+0.03	TD
203	05 42 59.11	-08 09 23.4	10.87±0.02	10.28±0.02	7.72±0.03	5.69±0.04	10.87±0.06	10.43±0.06	9.95±0.06	9.14±0.07	6.12±0.06	-1.15	-0.77	-0.88	-0.60	II
204	05 42 30.12	-08 10 18.4	11.37±0.02	11.27±0.02	...	4.95±0.09	11.72±0.06	11.51±0.06	11.64±0.07	...	...	...	...	...	...	III
205	05 42 11.57	-08 08 05.2	10.16±0.02	10.11±0.02	7.96±0.18	5.34±0.16	10.29±0.06	10.16±0.06	10.11±0.06	10.44±0.06	...	-2.86	...	-3.05	...	III
206	05 41 53.64	-08 07 32.6	10.15±0.02	10.04±0.02	9.52±0.06	7.89±0.18	9.95±0.06	10.19±0.06	9.87±0.06	10.12±0.06	...	-2.67	...	-2.96	...	III
207	05 42 28.68	-08 09 12.4	10.70±0.02	10.58±0.03	...	...	10.54±0.06	10.49±0.06	10.49±0.06	10.58±0.15	...	-2.74	...	-2.95	...	III
208	05 43 08.46	-08 11 32.2	11.76±0.02	11.23±0.02	8.66±0.03	6.10±0.04	11.46±0.06	11.27±0.06	10.85±0.06	10.41±0.06	6.56±0.06	-1.20	-0.58	-1.59	-0.47	II
209	05 42 58.55	-08 18 51.8	11.54±0.02	11.23±0.02	10.02±0.06	8.33±0.24	11.45±0.06	11.20±0.06	11.00±0.06	10.81±0.06	8.80±0.18	-2.00	-1.70	-2.14	-1.64	II
210	05 42 35.59	-08 15 01.9	11.47±0.02	11.28±0.02	8.93±0.05	5.63±0.04	11.34±0.06	11.31±0.06	11.07±0.06	10.66±0.08	5.77±0.06	-2.16	-0.61	-2.08	-0.10	TD
211	05 43 01.56	-08 18 15.4	12.20±0.02	12.05±0.02	11.47±0.19	8.65±0.31	12.25±0.06	11.93±0.06	12.07±0.06	11.97±0.07	...	-2.47	...	-2.61	...	III
212	05 42 32.91	-08 13 25.8	11.68±0.02	11.52±0.02	11.02±0.27	...	11.68±0.06	11.52±0.06	11.36±0.06	11.33±0.12	...	-2.42	...	-2.47	...	III
213	05 42 42.10	-08 15 15.3	11.01±0.02	10.39±0.02	8.43±0.03	6.10±0.05	10.98±0.06	10.28±0.06	10.24±0.06	9.36±0.08	5.93±0.06	-1.29	-0.70	-1.15	-0.49	II
214	05 42 59.17	-08 16 01.3	11.04±0.03	10.94±0.03	10.85±0.16	8.57±0.42	11.07±0.06	11.08±0.06	10.88±0.06	11.02±0.06	...	-2.63	...	-2.79	...	III
215	05 42 45.55	-08 14 54.1	11.55±0.02	11.47±0.02	...	...	11.57±0.06	11.32±0.06	11.49±0.06	11.51±0.12	...	-2.67	...	-2.88	...	III
216	05 42 56.94	-08 22 50.3	10.96±0.02	10.56±0.02	8.93±0.03	7.26±0.09	10.78±0.06	10.38±0.06	10.10±0.06	9.49±0.06	6.96±0.07	-1.34	-1.12	-1.42	-1.06	II
217	05 42 39.34	-08 26 28.2	11.47±0.02	11.23±0.02	8.71±0.03	6.26±0.05	11.39±0.06	11.20±0.06	10.78±0.06	9.89±0.06	6.38±0.06	-1.66	-0.79	-1.10	-0.40	TD
218	05 42 11.03	-08 14 41.9	12.03±0.03	11.91±0.02	9.69±0.11	7.41±0.14	12.20±0.06	11.72±0.06	11.81±0.07	12.17±0.22	...	-2.64	...	-2.92	...	III
219	05 42 37.69	-08 25 15.5	10.92±0.02	10.31±0.02	8.12±0.02	6.05±0.05	11.23±0.06	10.39±0.06	10.40±0.06	9.45±0.06	6.28±0.06	-1.18	-0.74	-1.01	-0.56	II
220	05 42 19.26	-08 19 28.8	11.66±0.02	11.69±0.02	11.07±0.16	8.07±0.19	11.57±0.06	11.57±0.06	11.80±0.06	11.48±0.13	...	-2.68	...	-2.81	...	III
221	05 42 51.80	-08 24 45.0	12.22±0.02	12.07±0.02	10.92±0.11	8.29±0.22	12.11±0.06	12.00±0.06	11.92±0.06	12.13±0.07	...	-2.52	...	-2.86	...	III
222	05 42 22.64	-08 23 55.8	11.88±0.02	11.80±0.02	11.84±0.25	...	12.00±0.06	11.85±0.06	11.80±0.06	11.76±0.07	...	-2.47	...	-2.60	...	III
223	05 42 08.61	-08 22 13.7	10.78±0.02	10.77±0.02	11.21±0.17	...	10.82±0.06	10.73±0.06	10.65±0.06	10.77±0.09	...	-2.75	...	-2.81	...	III
224	05 41 25.85	-07 49 50.3	10.14±0.02	9.81±0.02	7.31±0.02	4.01±0.02	10.07±0.06	9.79±0.06	9.95±0.06	8.95±0.06	4.15±0.07	-2.08	-0.51	-1.82	+0.04	TD
225	05 42 29.13	-07 58 29.5	11.58±0.02	11.35±0.03	10.56±0.14	7.04±0.10	11.23±0.06	11.31±0.06	11.23±0.06	11.06±0.07	8.49±0.10	-2.31	-1.65	-2.63	-1.51	TD
226	05 41 51.37	-07 51 48.3	11.49±0.02	11.29±0.02	11.14±0.14	8.34±0.22	11.28±0.06	11.20±0.06	11.09±0.06	11.33±0.06	9.60±0.23	-2.49	-2.14	-2.88	-2.11	TD
227	05 42 25.66	-07 58 22.0	12.13±0.02	11.96±0.02	11.24±0.20	8.30±0.32	12.17±0.06	12.13±0.06	11.90±0.06	11.99±0.11	...	-2.52	...	-2.60	...	III
228	05 42 18.15	-07 58 49.9	11.41±0.02	11.34±0.02	10.87±0.13	8.40±0.37	11.42±0.06	11.21±0.06	11.33±0.06	11.39±0.08	...	-2.63	...	-2.88	...	III
229	05 42 14.30	-07 58 35.0	8.89±0.02	8.45±0.02	6.39±0.02	4.38±0.02	9.09±0.06	8.77±0.06	8.32±0.06	7.54±0.06	4.46±0.06	-1.22	-0.79	-1.09	-0.64	II
230	05 42 31.47	-08 17 43.8	11.61±0.02	11.54±0.02	10.97±0.14	8.23±0.22	11.50±0.06	11.61±0.06	11.43±0.06	11.64±0.15	...	-2.75	...	-2.97	...	III
231	05 42 15.48	-08 06 24.3	9.79±0.04	9.68±0.04	...	6.58±0.50	9.70±0.06	9.54±0.06	9.48±0.06	9.49±0.08	9.15±0.24	-2.64	-2.68	-2.69	-2.71	III
232	05 42 53.59	-08 20 22.7	11.07±0.02	10.85±0.02	8.02±0.02	5.44±0.03	10.88±0.06	10.39±0.06	10.34±0.06	9.52±0.06	5.68±0.06	-1.66	-0.71	-1.45	-0.37	TD

Table 3 continued.

ID	RA (J2000)	DEC (J2000)	W1 (mag)	W2 (mag)	W3 (mag)	W4 (mag)	[3.6] (mag)	[4.5] (mag)	[5.8] (mag)	[8.0] (mag)	[24] (mag)	$\alpha$ 2-8 $\mu\text{m}$	$\alpha$ 2-24 $\mu\text{m}$	$\alpha$ 3.6-8 $\mu\text{m}$	$\alpha$ 3.6-24 $\mu\text{m}$	Class
233	05 42 49.07	-08 07 03.0	10.78±0.02	10.66±0.02	8.07±0.02	5.85±0.05	10.82±0.06	10.84±0.06	10.63±0.06	10.83±0.18	...	-2.66	...	-2.81	...	III
234	05 42 32.44	-08 07 24.0	10.80±0.03	10.78±0.04	6.80±0.02	5.36±0.06	10.83±0.06	10.73±0.06	10.67±0.07	10.62±0.16	...	-2.55	...	-2.65	...	III
235	05 42 58.31	-08 20 06.9	11.53±0.02	11.33±0.02	10.70±0.09	8.70±0.35	11.45±0.06	11.35±0.06	11.30±0.06	11.24±0.06	...	-2.44	...	-2.63	...	III
236	05 42 49.91	-08 08 19.2	11.37±0.02	11.32±0.02	10.51±0.24	...	11.30±0.06	11.42±0.06	11.23±0.07	11.20±0.24	...	-2.59	...	-2.69	...	III
237	05 40 18.52	-07 42 22.2	12.33±0.03	12.10±0.02	10.88±0.17	...	12.28±0.06	12.18±0.06	12.03±0.06	12.07±0.07	...	-2.44	...	-2.58	...	III
238	05 39 32.51	-07 31 29.0	11.11±0.02	11.19±0.02	10.92±0.11	...	11.26±0.06	11.13±0.06	11.36±0.06	11.13±0.06	...	-2.75	...	-2.79	...	III
239	05 39 40.93	-07 34 37.3	13.43±0.03	13.36±0.03	12.00±0.33	8.68±0.37	13.35±0.06	13.29±0.06	13.15±0.07	13.25±0.15	...	-2.49	...	-2.70	...	III
240	05 38 23.48	-07 33 08.2	10.72±0.02	10.58±0.02	10.57±0.12	...	10.61±0.06	10.61±0.06	10.44±0.06	10.57±0.06	...	-2.57	...	-2.76	...	III
241	05 38 35.19	-07 50 19.5	9.53±0.02	9.29±0.02	6.44±0.01	4.05±0.02	9.58±0.06	9.13±0.06	9.09±0.06	7.84±0.06	4.05±0.06	-1.56	-0.59	-0.98	-0.16	TD
242	05 38 54.51	-07 27 51.6	8.81±0.02	8.05±0.02	6.07±0.01	3.39±0.01	8.76±0.06	7.86±0.06	7.42±0.06	6.81±0.06	3.25±0.06	-0.83	-0.47	-0.79	-0.34	II
243	05 38 36.62	-07 46 34.3	10.45±0.02	10.05±0.02	8.40±0.02	6.94±0.09	10.42±0.06	9.95±0.06	9.67±0.06	8.98±0.06	6.81±0.06	-1.54	-1.31	-1.24	-1.18	II
244	05 38 49.34	-07 29 52.8	10.60±0.02	10.56±0.02	10.42±0.08	...	10.49±0.06	10.54±0.06	10.49±0.06	10.51±0.06	...	-2.64	...	-2.85	...	III
245	05 38 04.03	-07 17 50.3	12.03±0.02	11.34±0.02	9.72±0.06	8.37±0.29	11.93±0.06	11.29±0.06	11.08±0.06	10.56±0.06	7.69±0.08	-1.27	-0.97	-1.35	-0.90	II
246	05 37 46.15	-07 28 59.1	12.31±0.03	12.11±0.03	11.88±0.31	...	11.99±0.06	11.96±0.06	11.87±0.06	11.85±0.07	...	-2.33	...	-2.66	...	III
247	05 37 46.90	-07 43 17.7	11.68±0.02	11.48±0.02	11.40±0.19	...	11.77±0.06	11.27±0.06	11.62±0.06	11.28±0.06	...	-2.39	...	-2.46	...	III
248	05 40 02.65	-07 43 11.6	11.95±0.02	11.95±0.02	12.29±0.53	...	11.95±0.06	12.11±0.06	11.86±0.06	12.03±0.08	...	-2.70	...	-2.86	...	III
249	05 39 18.64	-07 27 50.6	10.15±0.02	10.04±0.02	9.88±0.05	7.40±0.11	10.00±0.06	10.19±0.06	9.89±0.06	9.94±0.06	7.99±0.12	-2.54	-2.01	-2.69	-1.88	TD
250	05 39 36.33	-07 43 51.0	10.17±0.02	9.72±0.02	7.70±0.02	5.17±0.03	9.81±0.06	9.54±0.06	9.23±0.06	8.60±0.06	5.03±0.06	-1.38	-0.73	-1.47	-0.55	II
251	05 39 14.86	-07 49 44.2	11.56±0.02	11.15±0.02	9.38±0.04	7.85±0.29	11.52±0.06	10.96±0.06	10.82±0.06	10.05±0.06	7.26±0.07	-1.48	-1.04	-1.25	-0.86	II
252	05 38 26.05	-07 37 59.1	10.61±0.03	10.21±0.02	8.06±0.03	5.87±0.05	10.29±0.06	9.77±0.06	9.60±0.06	8.88±0.06	6.08±0.06	-1.35	-0.99	-1.31	-0.88	II
253	05 37 53.26	-07 33 44.7	13.14±0.03	12.82±0.03	11.16±0.17	...	12.99±0.06	12.65±0.06	12.50±0.06	12.09±0.07	9.18±0.22	-1.81	-1.23	-1.85	-1.05	TD
254	05 38 09.64	-07 33 28.4	10.37±0.02	10.25±0.02	10.12±0.07	...	10.25±0.06	10.18±0.06	10.24±0.06	10.21±0.06	...	-2.53	...	-2.82	...	III
255	05 38 32.69	-07 30 52.1	11.54±0.02	11.04±0.02	9.85±0.06	...	11.23±0.06	11.00±0.06	10.50±0.06	10.15±0.06	8.51±0.13	-1.66	-1.63	-1.54	-1.60	II
256	05 37 38.02	-07 31 53.3	13.66±0.03	13.54±0.04	12.23±0.41	...	13.56±0.06	13.44±0.06	13.47±0.07	13.10±0.10	...	-2.24	...	-2.36	...	III
257	05 37 50.94	-07 27 07.6	13.33±0.03	13.18±0.04	...	...	13.15±0.06	12.93±0.06	12.96±0.06	13.12±0.10	...	-2.49	...	-2.86	...	III
258	05 37 37.01	-07 24 16.7	10.17±0.02	9.49±0.02	7.51±0.02	5.21±0.04	10.07±0.06	9.43±0.06	9.05±0.06	8.28±0.06	5.16±0.06	-0.87	-0.63	-0.89	-0.57	II
259	05 37 19.90	-07 18 57.7	11.13±0.02	10.53±0.02	8.85±0.03	7.07±0.09	10.92±0.06	10.71±0.06	10.16±0.06	9.67±0.06	6.99±0.07	-1.43	-1.10	-1.35	-0.98	II
260	05 38 04.18	-07 22 04.2	11.26±0.02	10.77±0.02	8.53±0.03	6.27±0.05	11.17±0.06	10.81±0.06	10.42±0.06	9.79±0.06	6.55±0.06	-1.37	-0.83	-1.27	-0.65	II
261	05 37 47.82	-07 11 38.0	11.75±0.02	11.30±0.02	9.75±0.07	7.50±0.13	11.67±0.06	11.43±0.06	11.29±0.06	10.81±0.06	7.86±0.09	-1.73	-1.17	-1.89	-1.03	II
262	05 38 23.21	-07 19 33.7	11.82±0.02	11.71±0.02	11.07±0.16	...	11.67±0.06	11.65±0.06	11.58±0.06	11.60±0.08	...	-2.50	...	-2.75	...	III
263	05 37 49.82	-07 14 46.5	13.54±0.03	13.46±0.04	...	...	13.45±0.06	13.51±0.06	13.21±0.08	13.46±0.27	...	-2.52	...	-2.77	...	III
264	05 38 52.38	-07 21 09.4	7.39±0.03	6.81±0.02	4.59±0.01	2.42±0.02	7.11±0.06	6.73±0.06	6.31±0.06	5.75±0.06	2.43±0.06	-1.31	-0.79	-1.34	-0.64	II
265	05 38 00.84	-07 15 54.2	10.28±0.02	9.67±0.02	7.72±0.02	5.55±0.04	9.97±0.06	9.58±0.06	9.15±0.06	8.46±0.06	5.62±0.06	-1.28	-0.93	-1.14	-0.80	II
266	05 38 10.40	-07 09 29.3	11.37±0.02	10.60±0.03	9.87±0.10	7.43±0.18	11.38±0.06	11.58±0.06	11.41±0.06	11.44±0.08	...	-2.60	...	-2.87	...	III
267	05 38 50.03	-07 20 18.4	8.94±0.02	8.37±0.02	6.16±0.01	3.36±0.02	8.78±0.06	8.41±0.06	7.97±0.06	7.27±0.06	...	-1.34	...	-1.16	...	II
268	05 38 33.84	-07 17 02.8	10.06±0.02	9.96±0.02	10.04±0.08	7.92±0.24	9.94±0.06	9.95±0.06	9.79±0.06	10.00±0.06	7.40±0.08	-2.61	-1.84	-2.86	-1.65	TD
269	05 38 28.52	-07 10 00.1	8.90±0.02	8.71±0.02	8.22±0.03	7.57±0.18	8.81±0.06	8.75±0.06	8.50±0.06	8.46±0.06	7.74±0.09	-2.48	-2.44	-2.48	-2.42	DD
270	05 38 23.88	-07 07 38.6	9.60±0.02	8.96±0.02	7.15±0.02	5.32±0.04	9.22±0.06	8.71±0.06	8.34±0.06	7.64±0.06	5.36±0.06	-0.60	-0.88	-1.08	-1.07	II
271	05 38 36.64	-07 10 59.9	10.13±0.02	9.32±0.02	6.39±0.01	4.05±0.02	10.02±0.06	9.17±0.06	8.68±0.06	7.60±0.06	4.27±0.06	-0.68	-0.37	-0.21	-0.18	Flat
272	05 38 23.48	-07 04 44.4	11.33±0.02	10.80±0.02	8.70±0.04	6.33±0.09	11.08±0.06	10.69±0.06	10.25±0.06	9.67±0.06	6.65±0.07	-1.30	-0.89	-1.22	-0.75	II
273	05 38 25.89	-06 59 52.0	12.05±0.03	11.88±0.02	...	7.66±0.21	11.90±0.06	11.85±0.06	11.85±0.06	11.73±0.08	...	-2.45	...	-2.66	...	III
274	05 38 40.21	-06 56 53.0	11.29±0.02	11.05±0.02	10.45±0.14	7.29±0.22	11.23±0.06	11.11±0.06	10.96±0.06	11.03±0.08	...	-2.29	...	-2.63	...	III
275	05 38 30.60	-07 01 43.5	11.11±0.02	10.86±0.02	...	...	10.87±0.06	10.85±0.06	10.60±0.06	10.81±0.07	...	-2.46	...	-2.75	...	III
276	05 38 40.11	-06 59 14.6	9.62±0.02	8.80±0.02	6.85±0.02	4.78±0.04	9.39±0.06	8.71±0.06	8.34±0.06	7.74±0.06	4.86±0.06	-0.84	-0.76	-1.07	-0.78	II
277	05 39 05.37	-07 11 05.1	9.28±0.02	8.04±0.02	5.02±0.01	2.59±0.02	8.69±0.06	7.71±0.06	7.02±0.06	6.23±0.06	...	+0.24	...	-0.12	...	Flat
278	05 39 05.99	-06 55 47.2	12.52±0.03	12.31±0.03	11.18±0.22	...	12.32±0.06	12.20±0.06	12.22±0.07	12.20±0.10	...	-2.50	...	-2.91	...	III
279	05 39 18.62	-07 00 08.3	9.19±0.02	9.14±0.02	9.19±0.09	...	9.15±0.06	9.14±0.06	9.12±0.06	9.06±0.06	...	-2.68	...	-2.76	...	III
280	05 39 36.38	-07 00 58.0	11.99±0.02	11.56±0.02	8.51±0.04	6.65±0.13	11.69±0.06	11.28±0.06	11.01±0.06	9.67±0.06	6.62±0.07	-1.13	-0.65	-0.61	-0.39	II
281	05 39 19.27	-07 06 43.9	11.86±0.02	11.66±0.02	...	...	11.77±0.06	11.68±0.06	11.62±0.06	11.59±0.08	...	-2.44	...	-2.64	...	III
282	05 39 54.38	-07 09 25.7	11.39±0.02	11.13±0.02	10.78±0.14	...	11.05±0.06	10.84±0.06	10.90±0.06	10.86±0.07	...	-2.39	...	-2.71	...	III
283	05 39 38.85	-07 10 35.9	10.79±0.02	10.77±0.02	10.02±0.09	7.92±0.25	10.82±0.06	10.57±0.06	10.81±0.06	10.74±0.07	...	-2.70	...	-2.87	...	III
284	05 39 45.38	-07 09 24.7	13.94±0.03	13.73±0.04	...	...	13.78±0.06	13.40±0.06	13.63±0.08	13.65±0.31	...	-2.58	...	-2.82	...	III
285	05 39 53.44	-07 04 02.8	12.80±0.03	12.63±0.03	...	...	12.53±0.06	12.34±0.06	12.33±0.07	12.68±0.16	...	-2.52	...	-3.03	...	III
286	05 39 32.73	-07 17 19.4	13.84±0.03	13.58±0.04	...	...	13.74±0.06	13.66±0.06	13.53±0.08	13.49±0.46	...	-2.39	...	-2.54	...	III
287	05 40 09.78	-07 09 53.7	11.58±0.02	11.43±0.02	9.55±0.10	6.19±0.06	11.48±0.06	11.29±0.06	11.38±0.06	11.10±0.07	6.48±0.07	-2.28	-0.82	-2.47	-0.41	TD
288	05 39 21.47	-07 23 29.9	10.77±0.02	10.51±0.02	10.14±0.18	8.36±0.42	10.62±0.06	10.43±0.06	10.45±0.06	10.50±0.06	...	-2.62	...	-2.79	...	III
289	05 40 27.32	-07 25 44.1	9.95±0.02	9.84±0.02	10.50±0.14	6.16±0.07	9.75±0.06	9.66±0.06	9.76±0.06	9.78±0.06	...	-2.59	...	-2.94	...	III
290	05 40 20.39	-07 25 53.6	11.44±0.02	11.45±0.03	10.42±0.11	5.41±0.05	11.59±0.06	11.31±0.06	11.35±0.06	10.93±0.07	5.96±0.06	-2.32	-0.66	-2.17	-0.11	TD

Table 3 continued.

ID	RA (J2000)	DEC (J2000)	W1 (mag)	W2 (mag)	W3 (mag)	W4 (mag)	[3.6] (mag)	[4.5] (mag)	[5.8] (mag)	[8.0] (mag)	[24] (mag)	$\alpha$ 2-8 $\mu\text{m}$	$\alpha$ 2-24 $\mu\text{m}$	$\alpha$ 3.6-8 $\mu\text{m}$	$\alpha$ 3.6-24 $\mu\text{m}$	Class
291	05 40 19.21	-07 26 58.2	10.53±0.02	10.47±0.02	10.47±0.12	7.42±0.15	10.71±0.06	10.59±0.06	10.46±0.06	10.43±0.06	...	-2.63	...	-2.55	...	III
292	05 40 44.69	-07 38 04.4	10.74±0.02	10.76±0.02	11.21±0.25	8.15±0.23	10.92±0.06	10.72±0.06	10.72±0.06	10.78±0.06	...	-2.69	...	-2.71	...	III
293	05 39 41.86	-07 32 20.5	10.54±0.02	10.44±0.02	9.88±0.05	...	10.38±0.06	10.45±0.06	10.24±0.06	10.25±0.06	...	-2.54	...	-2.70	...	III
294	05 39 22.34	-07 26 44.5	7.31±0.03	6.49±0.02	4.28±0.01	1.83±0.02	6.91±0.06	6.33±0.06	5.79±0.06	5.25±0.06	1.83±0.06	-0.88	-0.56	-1.02	-0.50	II
295	05 38 58.82	-06 59 10.5	11.11±0.02	10.86±0.02	...	...	10.93±0.06	10.90±0.06	10.69±0.06	10.85±0.07	...	-2.47	...	-2.73	...	III
296	05 38 17.44	-07 09 39.4	10.35±0.02	9.84±0.02	7.51±0.02	4.41±0.03	10.43±0.06	10.38±0.06	10.05±0.06	9.46±0.06	4.35±0.06	-1.93	-0.37	-1.74	+0.16	TD
297	05 38 09.16	-07 05 25.8	9.32±0.02	8.73±0.02	6.99±0.02	5.09±0.04	9.33±0.06	8.83±0.06	8.45±0.06	7.73±0.06	5.52±0.06	-1.20	-1.14	-1.09	-1.10	II
298	05 38 54.93	-07 07 10.7	11.25±0.02	10.74±0.02	9.11±0.04	7.15±0.10	11.30±0.06	10.85±0.06	10.47±0.06	9.91±0.06	7.70±0.11	-1.37	-1.25	-1.32	-1.20	II
299	05 35 58.33	-06 22 39.4	13.57±0.03	13.36±0.04	11.47±0.24	...	13.30±0.06	13.06±0.06	13.08±0.10	13.29±0.23	...	-2.38	...	-2.87	...	III
300	05 35 20.60	-06 17 49.7	11.45±0.03	11.25±0.02	9.89±0.20	7.74±0.25	11.37±0.06	11.23±0.06	11.08±0.06	11.06±0.11	...	-2.48	...	-2.56	...	III
301	05 35 22.39	-06 20 43.6	11.12±0.02	11.09±0.02	...	...	11.07±0.06	11.12±0.06	10.96±0.06	11.04±0.11	...	-2.62	...	-2.76	...	III
302	05 35 59.22	-06 16 30.1	8.03±0.02	8.06±0.02	7.89±0.03	6.85±0.10	8.01±0.06	8.06±0.06	7.90±0.06	7.95±0.06	7.96±0.19	-2.69	-2.85	-2.75	-2.91	III
303	05 36 44.94	-06 16 04.6	12.96±0.03	12.70±0.03	11.24±0.22	...	12.76±0.06	12.77±0.06	12.64±0.07	12.40±0.19	...	-2.26	...	-2.40	...	III
304	05 42 01.49	-08 06 52.5	11.56±0.02	11.32±0.02	10.99±0.23	...	11.39±0.06	11.34±0.06	11.21±0.06	11.35±0.08	...	-2.42	...	-2.78	...	III
305	05 42 30.40	-08 09 15.1	8.28±0.02	8.22±0.02	7.85±0.08	...	8.29±0.06	8.19±0.06	8.09±0.06	8.19±0.06	...	-2.68	...	-2.78	...	III
306	05 42 45.77	-08 05 15.0	9.61±0.02	9.63±0.02	9.43±0.04	8.27±0.23	9.69±0.06	9.76±0.06	9.47±0.06	9.72±0.09	...	-2.78	...	-2.81	...	III
307	05 42 51.53	-08 07 17.7	11.59±0.03	11.48±0.03	...	6.66±0.09	11.41±0.06	11.48±0.06	11.41±0.08	11.27±0.26	...	-2.47	...	-2.67	...	III
308	05 43 00.63	-08 08 40.8	11.32±0.02	11.28±0.02	10.00±0.07	7.25±0.10	11.34±0.06	10.86±0.06	11.10±0.06	10.96±0.21	...	-2.47	...	-2.56	...	III
309	05 41 10.17	-08 05 27.9	9.93±0.02	9.55±0.02	9.10±0.03	8.30±0.31	9.71±0.06	9.49±0.06	9.51±0.06	9.55±0.06	...	-2.60	...	-2.86	...	III
310	05 35 14.66	-06 15 12.7	10.39±0.03	9.88±0.03	7.64±0.04	5.13±0.07	10.02±0.06	9.35±0.06	9.32±0.06	8.43±0.06	4.80±0.06	-1.17	-0.57	-1.20	-0.40	II
311	05 35 14.57	-06 15 07.3	11.29±0.04	10.61±0.04	8.13±0.05	5.81±0.13	10.93±0.06	10.36±0.06	9.96±0.06	9.03±0.06	...	-0.92	...	-0.75	...	II
312	05 35 14.72	-06 13 39.9	11.25±0.02	10.94±0.02	9.12±0.16	5.90±0.09	11.03±0.06	10.92±0.06	10.87±0.06	10.80±0.08	...	-2.30	...	-2.60	...	III
313	05 35 15.83	-06 24 45.7	12.29±0.02	12.09±0.03	8.69±0.04	6.54±0.11	12.20±0.06	12.07±0.06	12.05±0.07	11.93±0.17	...	-2.32	...	-2.56	...	III
314	05 35 17.80	-06 24 38.4	9.61±0.02	8.93±0.02	6.28±0.02	4.64±0.03	9.21±0.06	8.53±0.06	7.95±0.06	7.01±0.06	4.94±0.06	-0.48	-0.81	-0.35	-0.89	II
315	05 35 18.26	-06 24 30.3	...	...	...	...	12.36±0.06	12.21±0.06	12.17±0.07	12.02±0.22	...	-2.20	...	-2.48	...	III
316	05 35 18.95	-06 27 25.6	11.38±0.02	10.85±0.02	8.27±0.04	6.17±0.19	11.19±0.06	10.89±0.06	10.46±0.06	9.73±0.06	6.59±0.08	-1.25	-0.80	-1.16	-0.64	II
317	05 35 19.34	-06 24 14.5	11.78±0.02	11.71±0.02	9.35±0.04	6.88±0.09	11.73±0.06	11.65±0.06	11.63±0.06	11.55±0.13	...	-2.49	...	-2.65	...	III
318	05 35 21.77	-06 18 51.2	12.38±0.03	12.00±0.03	9.84±0.09	7.88±0.46	12.02±0.06	11.76±0.06	11.59±0.06	11.06±0.11	...	-1.73	...	-1.77	...	II
319	05 35 24.45	-06 27 47.2	13.59±0.04	13.44±0.04	...	...	13.31±0.06	13.30±0.06	13.30±0.12	13.28±0.52	...	-2.45	...	-2.81	...	III
320	05 35 24.49	-06 28 40.5	12.17±0.02	11.94±0.03	11.40±0.32	...	12.05±0.06	11.90±0.06	11.81±0.07	11.80±0.16	...	-2.38	...	-2.55	...	III
321	05 35 25.70	-06 23 18.9	11.71±0.02	11.57±0.02	...	...	11.65±0.06	11.62±0.06	11.46±0.06	11.49±0.13	...	-2.49	...	-2.62	...	III
322	05 35 26.59	-06 15 32.8	11.43±0.02	11.34±0.02	...	...	11.83±0.06	11.90±0.06	11.85±0.07	11.80±0.17	...	-2.48	...	-2.79	...	III
323	05 35 26.80	-06 15 34.4	11.43±0.02	11.34±0.02	...	...	12.07±0.06	12.05±0.06	11.97±0.07	11.95±0.17	...	-2.51	...	-2.70	...	III
324	05 35 26.83	-06 26 47.6	11.09±0.02	11.06±0.02	11.12±0.42	6.82±0.18	11.00±0.06	10.95±0.06	10.97±0.06	10.95±0.09	...	-2.59	...	-2.80	...	III
325	05 35 26.96	-06 27 13.0	13.34±0.03	13.09±0.04	...	7.19±0.43	13.03±0.06	13.03±0.06	12.90±0.09	12.71±0.31	...	-2.21	...	-2.46	...	III
326	05 35 27.17	-06 19 42.0	9.98±0.02	9.60±0.02	7.78±0.02	6.24±0.08	9.65±0.06	9.35±0.06	9.08±0.06	8.56±0.06	5.96±0.07	-1.67	-1.25	-1.62	-1.11	II
327	05 35 27.35	-06 19 31.3	12.82±0.07	11.85±0.05	9.55±0.09	7.45±0.22	12.67±0.06	11.97±0.06	11.36±0.06	10.62±0.08	7.82±0.18	-0.41	-0.54	-0.52	-0.61	II
328	05 35 28.28	-06 22 29.3	14.18±0.03	13.96±0.05	...	...	14.02±0.06	13.85±0.06	13.90±0.18	...	...	...	...	...	...	III
329	05 35 29.46	-06 16 26.6	9.91±0.02	9.61±0.02	8.26±0.05	6.73±0.15	10.35±0.06	9.96±0.06	9.66±0.06	9.49±0.06	6.81±0.09	-1.70	-1.31	-1.88	-1.23	II
330	05 35 30.41	-06 27 07.2	...	...	...	...	13.95±0.06	13.78±0.06	...	...	...	...	...	...	...	III
331	05 35 31.05	-06 45 18.1	10.10±0.02	9.51±0.02	7.06±0.02	4.75±0.03	9.94±0.06	9.61±0.06	9.24±0.06	8.34±0.06	5.21±0.06	-1.25	-0.77	-1.02	-0.57	II
332	05 35 31.49	-06 14 18.9	12.09±0.02	11.99±0.03	11.08±0.44	8.03±0.37	11.93±0.06	11.75±0.06	11.86±0.07	11.82±0.15	...	-2.48	...	-2.78	...	III
333	05 35 31.89	-06 36 25.5	11.62±0.02	11.01±0.02	8.87±0.05	6.52±0.08	11.54±0.06	10.99±0.06	10.66±0.06	10.04±0.08	7.13±0.08	-1.01	-0.82	-1.17	-0.79	II
334	05 35 33.93	-06 14 32.8	11.35±0.02	10.82±0.02	7.88±0.04	6.32±0.20	11.25±0.06	10.91±0.06	10.40±0.06	9.77±0.06	7.01±0.10	-1.29	-0.98	-1.11	-0.84	II
335	05 35 34.17	-06 22 57.8	12.14±0.02	12.07±0.03	...	...	12.10±0.06	12.06±0.06	11.90±0.07	11.93±0.17	...	-2.51	...	-2.61	...	III
336	05 35 34.34	-06 24 22.8	13.28±0.04	13.07±0.04	7.62±0.02	5.29±0.06	13.47±0.06	13.28±0.06	13.30±0.12	12.60±0.13	...	-1.88	...	-1.86	...	II
337	05 35 38.59	-06 23 43.1	12.25±0.03	11.87±0.02	10.20±0.08	...	12.12±0.06	12.17±0.06	11.94±0.06	11.84±0.16	...	-2.30	...	-2.46	...	III
338	05 35 40.83	-06 18 06.7	12.06±0.02	11.94±0.03	9.10±0.12	6.25±0.08	11.98±0.06	11.90±0.06	11.86±0.06	12.03±0.15	...	-2.58	...	-2.89	...	III
339	05 35 41.02	-06 22 45.4	9.44±0.02	9.02±0.02	7.57±0.03	4.50±0.04	9.05±0.06	8.67±0.06	8.41±0.06	8.06±0.06	4.74±0.06	-1.61	-0.99	-1.74	-0.82	II
340	05 35 41.65	-06 25 19.2	...	...	...	...	13.98±0.06	13.94±0.06	...	...	...	...	...	...	...	III
341	05 35 42.09	-06 16 20.8	13.95±0.04	13.52±0.05	...	...	13.48±0.06	13.24±0.06	13.02±0.10	12.59±0.27	...	-1.66	...	-1.82	...	II
342	05 35 42.84	-06 21 44.6	11.44±0.02	11.12±0.02	9.27±0.14	7.17±0.23	11.49±0.06	11.15±0.06	11.06±0.06	10.18±0.06	7.74±0.17	-1.56	-1.20	-1.42	-1.06	II
343	05 35 42.76	-06 34 51.9	10.51±0.02	9.98±0.02	8.70±0.12	6.47±0.15	10.46±0.06	9.98±0.06	9.55±0.06	8.90±0.06	6.43±0.07	-1.13	-1.02	-1.06	-0.97	II
344	05 35 43.37	-06 22 19.6	10.17±0.02	9.67±0.02	7.80±0.04	5.55±0.06	10.00±0.06	9.53±0.06	9.28±0.06	8.80±0.06	6.06±0.07	-1.52	-1.14	-1.55	-1.03	II
345	05 35 44.18	-06 28 16.4	12.82±0.03	12.20±0.03	10.77±0.22	...	12.57±0.06	12.04±0.06	11.60±0.07	10.84±0.08	8.13±0.24	-1.15	-0.91	-0.90	-0.78	II
346	05 35 44.27	-06 26 39.5	13.54±0.03	13.39±0.04	10.81±0.17	...	13.36±0.06	13.25±0.06	13.24±0.11	13.19±0.48	...	-2.30	...	-2.67	...	III
347	05 35 47.65	-06 21 36.1	10.60±0.02	9.97±0.02	8.35±0.08	6.56±0.19	10.57±0.06	10.14±0.06	9.78±0.06	9.18±0.06	6.29±0.07	-1.18	-0.90	-1.26	-0.83	II
348	05 35 48.28	-06 17 59.4	11.71±0.02	11.61±0.03	9.59±0.08	7.42±0.20	11.70±0.06	11.60±0.06	11.47±0.06	11.62±0.11	...	-2.51	...	-2.73	...	III



Table 3 continued.

ID	RA (J2000)	DEC (J2000)	W1 (mag)	W2 (mag)	W3 (mag)	W4 (mag)	[3.6] (mag)	[4.5] (mag)	[5.8] (mag)	[8.0] (mag)	[24] (mag)	$\alpha$ 2-8 $\mu\text{m}$	$\alpha$ 2-24 $\mu\text{m}$	$\alpha$ 3.6-8 $\mu\text{m}$	$\alpha$ 3.6-24 $\mu\text{m}$	Class
349	05 35 48.39	-06 17 36.2	11.97±0.03	11.75±0.02	10.34±0.19	8.26±0.32	11.86±0.06	11.71±0.06	11.67±0.06	11.68±0.11	...	-2.42	...	-2.65	...	III
350	05 35 57.31	-06 15 37.7	10.74±0.02	10.28±0.02	8.64±0.04	7.29±0.14	10.67±0.06	10.32±0.06	10.01±0.06	9.45±0.06	6.95±0.09	-1.34	-1.14	-1.46	-1.10	II
351	05 35 57.45	-06 42 41.9	8.51±0.02	7.79±0.02	5.69±0.01	3.90±0.03	8.38±0.06	7.70±0.06	7.21±0.06	6.38±0.06	4.08±0.06	-0.50	-0.77	-0.62	-0.88	II
352	05 35 57.45	-06 16 35.0	10.62±0.02	10.47±0.02	9.59±0.12	7.56±0.25	10.53±0.06	10.42±0.06	10.38±0.06	10.36±0.07	...	-2.41	...	-2.66	...	III
353	05 35 57.85	-06 23 44.4	11.45±0.02	10.95±0.02	8.95±0.03	7.01±0.10	11.40±0.06	11.05±0.06	10.66±0.06	9.90±0.06	7.45±0.14	-1.28	-1.07	-1.12	-0.98	II
354	05 35 58.10	-06 14 50.9	12.22±0.02	12.00±0.02	...	...	12.03±0.06	11.93±0.06	11.90±0.06	11.83±0.15	...	-2.33	...	-2.62	...	III
355	05 35 58.26	-06 14 04.6	11.94±0.02	11.09±0.02	9.20±0.06	5.99±0.05	11.34±0.06	10.75±0.06	10.34±0.06	9.66±0.06	5.80±0.07	-0.62	-0.27	-1.02	-0.24	Flat
356	05 35 59.75	-06 16 06.4	8.78±0.02	8.26±0.02	6.68±0.02	5.18±0.04	8.60±0.06	8.28±0.06	7.95±0.06	7.42±0.06	5.32±0.06	-1.26	-1.27	-1.49	-1.32	II
357	05 36 00.18	-06 42 33.9	8.68±0.03	8.20±0.03	6.65±0.02	4.82±0.05	8.53±0.06	8.26±0.06	7.78±0.06	7.33±0.06	4.81±0.06	-1.31	-1.13	-1.46	-1.10	II
358	05 36 01.09	-06 25 07.7	11.75±0.02	11.31±0.02	9.73±0.09	7.36±0.14	11.74±0.06	11.42±0.06	11.28±0.06	10.75±0.07	8.46±0.32	-1.81	-1.44	-1.74	-1.31	II
359	05 36 01.10	-06 15 31.4	10.38±0.02	9.94±0.02	8.00±0.03	6.39±0.06	10.36±0.06	10.05±0.06	9.63±0.06	8.89±0.06	6.33±0.07	-1.25	-1.02	-1.15	-0.93	II
360	05 36 01.66	-06 42 36.2	11.93±0.02	11.41±0.02	9.50±0.12	...	11.60±0.06	11.42±0.06	11.04±0.06	10.59±0.10	...	-1.53	...	-1.65	...	II
361	05 36 05.08	-06 29 32.2	9.19±0.02	8.71±0.02	6.91±0.02	5.07±0.03	9.03±0.06	8.58±0.06	8.12±0.06	7.74±0.06	5.34±0.06	-0.78	-0.97	-1.35	-1.15	II
362	05 36 06.93	-06 18 53.4	10.38±0.02	10.18±0.02	9.92±0.09	7.93±0.22	10.23±0.06	10.14±0.06	10.11±0.06	10.14±0.06	...	-2.46	...	-2.74	...	III
363	05 36 08.29	-06 48 36.3	9.59±0.02	8.50±0.02	5.77±0.02	3.68±0.03	9.29±0.06	8.64±0.06	7.95±0.06	7.17±0.06	4.09±0.06	-0.33	-0.39	-0.41	-0.42	II
364	05 36 08.34	-06 24 37.9	11.44±0.02	11.00±0.02	9.87±0.12	8.70±0.44	11.14±0.06	10.90±0.06	10.67±0.06	10.22±0.07	8.08±0.26	-1.69	-1.46	-1.79	-1.41	II
365	05 36 08.57	-06 40 33.6	13.35±0.03	13.08±0.04	...	...	13.03±0.06	12.86±0.06	12.86±0.13	12.84±0.35	...	-2.26	...	-2.66	...	III
366	05 36 09.35	-06 17 10.8	10.99±0.02	10.92±0.02	...	...	10.91±0.06	10.67±0.06	10.79±0.06	10.79±0.07	...	-2.50	...	-2.77	...	III
367	05 36 09.49	-06 18 36.3	10.75±0.02	10.69±0.02	11.40±0.26	...	10.74±0.06	10.61±0.06	10.57±0.06	10.54±0.07	...	-2.48	...	-2.63	...	III
368	05 36 09.52	-06 24 33.7	13.46±0.03	12.89±0.03	...	...	13.16±0.06	12.84±0.06	12.59±0.08	12.00±0.14	...	-1.53	...	-1.53	...	II
369	05 36 10.19	-06 18 54.8	12.77±0.03	12.71±0.03	11.18±0.20	...	12.61±0.06	12.69±0.06	12.48±0.07	12.29±0.18	...	-2.42	...	-2.47	...	III
370	05 36 10.44	-06 20 01.5	10.83±0.02	10.74±0.02	9.74±0.20	6.83±0.15	10.77±0.06	10.73±0.06	10.62±0.06	10.70±0.07	...	-2.61	...	-2.76	...	III
371	05 36 11.12	-06 18 14.1	13.64±0.03	13.40±0.04	...	...	13.23±0.06	13.21±0.06	13.08±0.09	13.34±0.24	...	-2.39	...	-2.92	...	III
372	05 36 11.31	-06 16 56.0	12.68±0.03	12.16±0.03	10.50±0.24	7.90±0.19	12.46±0.06	12.17±0.06	11.90±0.06	11.38±0.10	8.42±0.29	-1.54	-1.06	-1.62	-0.92	II
373	05 36 11.46	-06 22 22.1	9.67±0.02	8.95±0.02	7.26±0.03	5.46±0.06	9.76±0.06	9.19±0.06	8.80±0.06	8.16±0.06	5.74±0.06	-1.37	-1.14	-1.14	-1.02	II
374	05 36 11.67	-06 24 58.4	13.55±0.03	13.07±0.04	10.22±0.08	7.38±0.16	13.26±0.06	13.01±0.06	12.83±0.08	11.81±0.12	7.39±0.12	-1.42	-0.34	-1.23	+0.04	TD
375	05 36 12.61	-06 23 39.6	...	...	...	...	10.70±0.06	10.29±0.06	10.09±0.06	9.50±0.06	6.72±0.08	-1.46	-1.08	-1.51	-0.98	II
376	05 36 12.97	-06 23 33.0	9.38±0.02	9.00±0.02	7.69±0.02	4.93±0.04	9.39±0.06	9.25±0.07	9.10±0.07	8.59±0.07	5.19±0.06	-1.91	-1.07	-1.99	-0.82	TD
377	05 36 13.45	-06 43 55.1	...	...	...	...	15.47±0.09	15.07±0.07	...	...	...	...	...	...	...	...
378	05 36 14.76	-06 13 16.9	11.08±0.02	10.69±0.02	8.81±0.04	6.91±0.09	10.99±0.06	10.71±0.06	10.27±0.06	9.56±0.06	7.33±0.12	-1.40	-1.22	-1.19	-1.11	II
379	05 36 15.07	-06 17 36.9	9.40±0.02	9.09±0.02	7.14±0.02	5.02±0.04	9.33±0.06	9.06±0.06	8.82±0.06	7.84±0.06	5.03±0.06	-1.37	-0.95	-1.19	-0.77	II
380	05 36 15.60	-06 27 20.0	12.67±0.02	12.47±0.03	...	...	12.49±0.06	12.46±0.06	12.35±0.07	12.40±0.19	...	-2.45	...	-2.72	...	III
381	05 36 15.84	-06 14 50.7	11.93±0.02	11.76±0.02	9.39±0.07	6.91±0.10	11.83±0.06	11.82±0.06	11.54±0.06	10.68±0.07	6.72±0.08	-1.84	-0.72	-1.50	-0.30	TD
382	05 36 17.11	-06 28 20.2	13.93±0.03	13.36±0.04	11.67±0.32	...	13.58±0.06	13.28±0.06	12.91±0.09	12.35±0.18	...	-1.43	...	-1.44	...	II
383	05 36 17.23	-06 17 24.5	11.01±0.02	10.63±0.02	8.83±0.05	6.74±0.14	10.85±0.06	10.66±0.06	10.37±0.06	9.79±0.06	6.46±0.08	-1.69	-0.97	-1.61	-0.72	TD
384	05 36 18.48	-06 20 38.7	10.58±0.02	10.08±0.02	7.92±0.03	5.92±0.08	10.25±0.06	9.90±0.06	9.66±0.06	9.07±0.06	6.51±0.08	-1.36	-1.13	-1.52	-1.09	II
385	05 36 18.88	-06 22 04.2	...	...	...	...	13.01±0.06	...	...	...	...	...	...	...	...	...
386	05 36 19.09	-06 22 50.6	13.18±0.03	11.64±0.03	10.41±0.12	6.46±0.09	13.53±0.06	13.24±0.06	12.97±0.08	...	...	...	...	...	...	III
387	05 36 19.38	-06 25 51.3	11.10±0.02	10.51±0.02	8.60±0.04	6.50±0.11	10.80±0.06	10.43±0.06	10.01±0.06	9.29±0.06	6.36±0.07	-1.01	-0.79	-1.11	-0.74	II
388	05 36 21.10	-06 17 17.3	11.73±0.02	11.52±0.02	11.32±0.23	...	11.53±0.06	11.36±0.06	11.47±0.06	11.30±0.09	...	-2.32	...	-2.64	...	III
389	05 36 21.16	-06 26 56.9	...	...	...	...	12.91±0.06	12.55±0.06	12.05±0.07	11.73±0.22	...	-1.43	...	-1.46	...	II
390	05 36 21.57	-06 22 52.4	9.35±0.02	8.43±0.02	6.05±0.02	3.60±0.02	9.22±0.06	8.56±0.06	7.98±0.06	7.33±0.06	4.13±0.06	-0.53	-0.47	-0.83	-0.52	II
391	05 36 21.88	-06 23 29.9	9.28±0.02	7.94±0.02	5.34±0.01	3.08±0.02	9.02±0.06	8.11±0.06	7.25±0.06	6.29±0.06	3.18±0.06	-0.14	-0.22	+0.14	-0.19	Flat
392	05 36 21.96	-06 41 42.0	11.61±0.02	11.17±0.02	10.07±0.35	7.43±0.47	11.46±0.06	11.11±0.06	10.79±0.06	10.22±0.08	...	-1.56	...	-1.43	...	II
393	05 36 22.47	-06 23 44.8	10.95±0.02	10.25±0.02	8.38±0.04	6.99±0.15	10.57±0.06	10.05±0.06	9.75±0.06	9.28±0.06	...	-1.34	...	-1.49	...	II
394	05 36 23.26	-06 19 37.5	12.21±0.03	12.09±0.03	10.10±0.27	6.79±0.09	12.23±0.06	12.08±0.06	12.04±0.06	11.99±0.14	...	-2.51	...	-2.60	...	III
395	05 36 24.48	-06 22 23.2	10.71±0.02	10.16±0.02	7.82±0.05	4.39±0.08	10.54±0.06	10.30±0.06	10.13±0.06	9.81±0.06	...	-1.96	...	-2.06	...	II
396	05 36 25.28	-06 23 07.2	13.55±0.03	12.85±0.04	...	5.26±0.07	13.54±0.06	13.32±0.06	...	...	...	...	...	...	...	III
397	05 36 25.41	-06 24 31.2	12.71±0.03	12.32±0.03	...	...	12.62±0.06	12.49±0.06	12.42±0.08	12.50±0.21	...	-2.35	...	-2.70	...	III
398	05 36 26.08	-06 26 15.5	12.79±0.03	12.41±0.03	11.45±0.25	...	12.45±0.06	12.23±0.06	12.22±0.07	12.28±0.18	...	-2.33	...	-2.72	...	III
399	05 36 26.83	-06 24 57.5	11.86±0.03	11.51±0.02	9.56±0.12	...	11.90±0.06	11.93±0.06	11.76±0.06	11.92±0.26	...	-2.47	...	-2.81	...	III
400	05 36 27.01	-06 21 07.6	14.18±0.04	14.10±0.06	10.28±0.36	...	14.42±0.06	14.32±0.06	14.13±0.15	...	...	...	...	...	...	III
401	05 36 27.89	-06 25 36.0	11.87±0.03	11.62±0.02	9.56±0.23	6.06±0.10	11.77±0.06	11.67±0.06	11.51±0.06	10.95±0.13	6.73±0.08	-2.03	-0.78	-1.91	-0.37	TD
402	05 36 29.06	-06 38 40.7	12.05±0.03	11.41±0.03	7.99±0.05	5.59±0.10	11.93±0.06	11.46±0.06	11.16±0.06	10.73±0.11	...	-1.15	...	-1.49	...	II
403	05 36 29.59	-06 38 50.4	12.69±0.03	12.48±0.05	8.38±0.04	...	12.53±0.06	12.43±0.06	12.37±0.10	12.74±0.15	...	-2.71	...	-3.29	...	III
404	05 36 30.10	-06 23 10.2	9.66±0.02	9.03±0.02	7.03±0.03	4.46±0.05	9.30±0.06	8.84±0.06	8.49±0.06	7.80±0.06	4.20±0.06	-1.02	-0.54	-1.16	-0.42	II
405	05 36 30.23	-06 42 46.1	10.39±0.02	9.74±0.02	8.10±0.04	5.73±0.05	10.21±0.06	9.90±0.06	9.36±0.06	8.63±0.06	5.49±0.06	-1.16	-0.75	-1.08	-0.61	II
406	05 36 30.50	-06 23 56.6	13.88±0.04	13.59±0.05	11.54±0.50	...	13.56±0.06	13.49±0.06	13.20±0.09	12.63±0.23	...	-1.70	...	-1.75	...	II

Table 3 continued.

ID	RA (J2000)	DEC (J2000)	W1 (mag)	W2 (mag)	W3 (mag)	W4 (mag)	[3.6] (mag)	[4.5] (mag)	[5.8] (mag)	[8.0] (mag)	[24] (mag)	$\alpha$ 2-8 $\mu\text{m}$	$\alpha$ 2-24 $\mu\text{m}$	$\alpha$ 3.6-8 $\mu\text{m}$	$\alpha$ 3.6-24 $\mu\text{m}$	Class
407	05 36 30.52	-06 42 03.2	...	...	...	...	13.89±0.06	13.68±0.06	13.59±0.11	...	...	...	...	...	...	III
408	05 36 30.96	-06 52 41.0	14.03±0.03	12.91±0.03	9.80±0.05	7.98±0.34	14.10±0.06	13.34±0.06	12.44±0.08	11.28±0.11	7.35±0.12	-0.14	+0.15	+0.40	+0.35	I
409	05 36 31.84	-06 23 23.1	13.64±0.03	13.14±0.04	...	...	13.38±0.06	13.11±0.06	12.72±0.09	12.02±0.14	...	-1.47	...	-1.27	...	II
410	05 36 32.89	-06 44 20.9	10.01±0.02	9.32±0.02	6.89±0.02	4.60±0.03	9.66±0.06	9.12±0.06	8.83±0.06	7.96±0.06	4.60±0.06	-1.05	-0.61	-1.04	-0.47	II
411	05 36 35.23	-06 50 12.2	13.21±0.03	12.85±0.03	...	...	12.88±0.06	12.81±0.06	12.78±0.14	12.84±0.35	...	-2.34	...	-2.80	...	III
412	05 36 35.76	-06 42 49.9	11.57±0.02	10.97±0.02	8.93±0.08	6.86±0.08	11.31±0.06	11.01±0.06	10.46±0.06	9.80±0.06	7.10±0.10	-1.33	-1.00	-1.10	-0.85	II
413	05 36 40.69	-06 30 09.3	10.52±0.02	10.20±0.02	8.50±0.06	6.27±0.09	10.51±0.06	10.17±0.06	9.91±0.06	9.38±0.07	6.82±0.09	-1.65	-1.25	-1.57	-1.12	II
414	05 36 41.98	-06 20 45.4	12.87±0.03	12.61±0.03	...	...	12.83±0.06	12.77±0.06	12.59±0.07	12.76±0.25	...	-2.34	...	-2.72	...	III
415	05 36 43.77	-06 15 28.6	11.75±0.02	11.31±0.02	9.60±0.05	8.74±0.44	11.58±0.06	11.26±0.06	10.93±0.06	10.28±0.07	8.22±0.25	-1.48	-1.34	-1.36	-1.28	II
416	05 36 45.79	-06 48 16.0	15.58±0.06	15.04±0.10	...	...	15.29±0.07	15.10±0.06	...	...	...	...	...	...	...	III
417	05 36 46.62	-06 39 50.0	13.13±0.03	12.92±0.04	9.85±0.08	7.11±0.18	12.94±0.06	12.76±0.06	12.91±0.11	12.62±0.42	...	-2.24	...	-2.55	...	III
418	05 36 50.14	-06 41 29.2	10.10±0.02	9.75±0.02	7.53±0.03	5.01±0.05	9.88±0.06	9.64±0.06	9.28±0.06	8.84±0.06	5.81±0.07	-1.72	-1.11	-1.68	-0.92	II
419	05 36 54.41	-06 51 05.5	14.46±0.04	14.21±0.06	...	...	14.35±0.06	14.32±0.06	13.92±0.14	...	...	...	...	...	...	III
420	05 37 49.54	-06 56 27.4	10.36±0.02	10.04±0.02	8.93±0.05	7.03±0.13	10.26±0.06	9.98±0.06	9.83±0.06	9.48±0.06	6.81±0.07	-1.94	-1.39	-1.98	-1.23	TD
421	05 37 51.72	-06 56 51.9	9.31±0.02	8.68±0.02	6.86±0.02	4.94±0.03	8.90±0.06	8.53±0.06	8.12±0.06	7.66±0.06	5.06±0.06	-1.11	-1.02	-1.43	-1.06	II
422	05 37 53.28	-07 02 27.2	13.43±0.03	13.29±0.04	...	...	13.35±0.06	13.24±0.06	13.16±0.09	13.15±0.46	...	-2.52	...	-2.62	...	III
423	05 37 54.48	-06 57 31.1	9.10±0.02	8.58±0.02	6.52±0.01	4.63±0.03	9.11±0.06	8.58±0.06	8.34±0.06	7.52±0.06	4.72±0.06	-1.07	-0.85	-1.11	-0.79	II
424	05 37 54.51	-06 56 45.5	9.58±0.02	9.61±0.02	9.40±0.08	7.23±0.15	9.62±0.06	9.58±0.06	9.38±0.06	9.46±0.06	...	-2.61	...	-2.65	...	III
425	05 37 55.15	-06 57 40.7	...	...	...	...	12.09±0.06	11.90±0.06	11.81±0.06	11.91±0.16	...	-2.33	...	-2.65	...	III
426	05 37 55.22	-06 57 35.8	11.17±0.04	10.80±0.05	9.57±0.11	8.24±0.48	11.34±0.06	11.03±0.06	10.88±0.06	10.39±0.07	...	-1.86	...	-1.80	...	II
427	05 37 55.65	-06 57 18.1	10.06±0.02	9.97±0.02	9.76±0.13	8.06±0.32	10.16±0.06	9.85±0.06	10.02±0.06	9.82±0.06	...	-2.57	...	-2.58	...	III
428	05 37 55.74	-06 58 37.9	11.44±0.02	11.07±0.02	9.07±0.05	6.67±0.11	11.31±0.06	11.00±0.06	10.59±0.06	9.69±0.06	6.50±0.07	-1.42	-0.81	-1.00	-0.53	II
429	05 37 55.99	-06 52 33.7	12.27±0.03	12.00±0.02	10.99±0.18	...	12.00±0.06	12.14±0.06	11.94±0.06	11.90±0.13	...	-2.36	...	-2.66	...	III
430	05 38 00.67	-07 01 14.3	14.49±0.04	14.43±0.06	...	...	14.40±0.06	14.34±0.06	14.36±0.16	14.25±0.65	...	-2.41	...	-2.69	...	III
431	05 38 04.84	-07 02 21.6	11.58±0.02	10.91±0.02	8.80±0.03	6.62±0.10	11.34±0.06	10.83±0.06	10.41±0.06	9.79±0.06	7.53±0.08	-1.05	-1.08	-1.12	-1.10	II
432	05 38 10.50	-06 57 07.1	11.57±0.02	11.22±0.02	9.35±0.05	6.78±0.08	11.50±0.06	11.16±0.06	10.98±0.06	10.46±0.06	7.18±0.07	-1.87	-1.08	-1.71	-0.80	TD
433	05 38 13.45	-07 06 43.3	10.15±0.02	9.46±0.02	7.42±0.02	5.21±0.04	10.05±0.06	9.55±0.06	9.09±0.06	8.28±0.06	5.11±0.06	-1.39	-0.82	-0.99	-0.55	II
434	05 38 19.52	-06 55 29.7	11.49±0.02	11.17±0.02	10.94±0.25	...	11.32±0.06	11.20±0.06	11.10±0.06	11.13±0.07	...	-2.46	...	-2.73	...	III
435	05 38 21.22	-07 01 20.3	...	...	...	...	11.62±0.06	11.18±0.06	10.84±0.06	10.21±0.06	7.15±0.07	-1.24	-0.86	-1.27	-0.74	II
436	05 38 34.06	-07 04 36.8	15.27±0.05	15.02±0.09	...	...	8.00±0.27	15.29±0.06	15.29±0.07	...	...	...	...	...	...	III
437	05 38 40.59	-07 02 23.8	11.95±0.03	11.10±0.02	9.23±0.04	6.98±0.12	11.83±0.06	11.27±0.06	10.89±0.06	10.24±0.06	7.26±0.08	-1.22	-0.86	-1.11	-0.73	II
438	05 38 41.48	-07 01 52.6	11.05±0.03	10.48±0.02	9.01±0.05	6.31±0.08	10.89±0.06	10.63±0.06	10.16±0.06	9.41±0.06	6.34±0.06	-1.24	-0.82	-1.15	-0.66	II
439	05 38 41.56	-06 52 51.0	12.05±0.02	11.80±0.02	...	...	11.97±0.06	11.65±0.06	11.64±0.06	11.79±0.11	...	-2.34	...	-2.68	...	III
440	05 38 43.22	-06 58 08.9	7.38±0.03	6.46±0.02	5.00±0.01	2.83±0.02	7.29±0.06	6.63±0.06	6.28±0.06	5.70±0.06	2.82±0.06	-1.17	-0.90	-1.27	-0.84	II
441	05 38 43.84	-06 58 22.3	9.81±0.02	9.06±0.02	6.86±0.01	4.73±0.04	10.01±0.06	9.29±0.06	8.81±0.06	7.88±0.06	4.56±0.06	-0.64	-0.41	-0.52	-0.31	II
442	05 38 44.95	-06 58 14.7	9.46±0.03	8.72±0.02	7.17±0.02	5.01±0.04	9.69±0.06	9.11±0.06	8.58±0.06	7.97±0.06	5.33±0.06	-1.06	-0.92	-0.97	-0.86	II
443	05 38 46.84	-07 05 08.9	10.26±0.02	9.62±0.02	8.00±0.02	5.80±0.05	10.22±0.06	9.75±0.06	9.56±0.06	9.06±0.06	5.96±0.06	-1.32	-0.92	-1.64	-0.87	II
444	05 38 47.17	-07 02 40.4	9.53±0.02	9.10±0.02	8.95±0.04	...	9.26±0.06	9.17±0.06	8.90±0.06	8.99±0.06	...	-2.58	...	-2.69	...	III
445	05 38 47.74	-07 06 14.9	10.33±0.02	9.52±0.02	7.91±0.02	6.02±0.06	10.38±0.06	9.90±0.06	9.45±0.06	8.79±0.06	6.04±0.06	-1.61	-1.10	-1.19	-0.86	II
446	05 38 47.93	-07 05 06.1	11.14±0.03	10.80±0.02	10.46±0.09	8.44±0.32	11.03±0.06	10.69±0.06	10.66±0.06	10.74±0.07	...	-2.35	...	-2.62	...	III
447	05 38 49.88	-07 02 35.4	13.33±0.03	13.05±0.04	...	...	13.20±0.06	13.19±0.06	13.08±0.08	13.29±0.52	...	-2.61	...	-3.03	...	III
448	05 38 50.44	-07 00 43.0	9.89±0.02	9.48±0.02	9.25±0.06	6.88±0.10	9.76±0.06	9.54±0.06	9.34±0.06	9.19±0.06	...	-2.39	...	-2.35	...	III
449	05 38 52.97	-07 05 50.6	12.40±0.03	11.89±0.02	10.55±0.14	7.71±0.20	12.24±0.06	11.90±0.06	11.86±0.06	11.96±0.11	...	-2.18	...	-2.56	...	III
450	05 38 53.33	-07 05 45.2	...	...	...	...	13.98±0.06	12.87±0.06	12.14±0.06	11.01±0.07	7.86±0.10	...	...	+0.47	-0.04	Flat
451	05 38 54.45	-07 04 46.7	11.88±0.02	11.65±0.02	10.60±0.12	...	11.80±0.06	11.61±0.06	11.61±0.06	11.63±0.09	...	-2.47	...	-2.72	...	III
452	05 38 55.02	-06 56 18.6	11.93±0.02	10.61±0.02	7.81±0.03	5.58±0.05	11.43±0.06	10.43±0.06	9.63±0.06	8.84±0.06	5.42±0.06	+0.34	+0.05	+0.01	-0.11	Flat
453	05 38 57.04	-06 52 59.3	11.72±0.02	11.23±0.02	9.32±0.06	7.27±0.13	11.51±0.06	11.03±0.06	11.03±0.06	10.08±0.06	7.67±0.11	-1.26	-1.08	-1.33	-1.04	II
454	05 40 21.84	-08 08 55.9	10.77±0.03	10.29±0.03	8.69±0.03	7.04±0.14	10.75±0.06	10.23±0.06	9.96±0.06	9.27±0.06	6.82±0.06	-1.34	-1.13	-1.24	-1.04	II
455	05 40 24.97	-07 55 35.3	9.64±0.02	8.81±0.02	7.16±0.02	5.43±0.03	9.84±0.06	8.79±0.06	8.68±0.06	7.89±0.06	5.75±0.06	-1.08	-1.11	-0.91	-1.08	II
456	05 40 25.75	-08 11 16.8	11.09±0.02	10.47±0.02	8.14±0.02	6.11±0.05	10.51±0.06	10.08±0.06	9.66±0.06	8.98±0.06	6.36±0.06	-1.13	-0.96	-1.16	-0.92	II
457	05 40 27.14	-08 07 36.5	11.47±0.02	10.79±0.02	8.12±0.02	5.98±0.04	10.58±0.06	9.99±0.06	9.35±0.06	8.80±0.06	5.96±0.06	-0.94	-0.79	-0.80	-0.72	II
458	05 40 35.44	-07 56 36.5	11.57±0.02	11.31±0.02	10.57±0.10	8.08±0.22	11.47±0.06	11.28±0.06	10.97±0.06	11.34±0.07	...	-2.59	...	-2.76	...	III
459	05 40 37.36	-08 04 03.0	6.93±0.04	6.29±0.02	3.41±0.02	0.97±0.02	6.72±0.06	6.22±0.06	5.77±0.06	4.85±0.06	0.88±0.06	-0.87	-0.27	-0.82	-0.07	Flat
460	05 40 41.01	-08 02 18.6	10.01±0.02	9.53±0.02	7.61±0.02	4.99±0.04	10.08±0.06	9.47±0.06	9.15±0.06	8.43±0.06	4.92±0.06	-1.34	-0.70	-1.14	-0.45	II
461	05 40 42.66	-07 46 03.0	14.24±0.03	14.14±0.05	...	...	14.17±0.06	14.02±0.06	13.92±0.08	13.54±0.65	...	-2.23	...	-2.14	...	III
462	05 40 46.84	-08 04 54.6	9.36±0.02	8.65±0.02	6.08±0.01	4.43±0.03	9.76±0.06	8.99±0.06	8.18±0.06	7.15±0.06	4.44±0.06	-0.56	-0.54	+0.08	-0.40	II
463	05 40 57.49	-07 48 08.8	9.33±0.02	8.62±0.02	6.50±0.01	4.04±0.02	9.07±0.06	8.81±0.06	8.14±0.06	7.51±0.06	3.95±0.06	-1.03	-0.55	-1.04	-0.40	II
464	05 40 59.75	-08 06 03.2	11.47±0.02	10.79±0.02	8.32±0.03	6.52±0.08	11.33±0.06	10.79±0.06	10.25±0.06	9.14±0.06	6.21±0.06	-0.76	-0.56	-0.35	-0.41	II

Table 3 continued.

ID	RA (J2000)	DEC (J2000)	W1 (mag)	W2 (mag)	W3 (mag)	W4 (mag)	[3.6] (mag)	[4.5] (mag)	[5.8] (mag)	[8.0] (mag)	[24] (mag)	$\alpha$ 2-8 $\mu\text{m}$	$\alpha$ 2-24 $\mu\text{m}$	$\alpha$ 3.6-8 $\mu\text{m}$	$\alpha$ 3.6-24 $\mu\text{m}$	Class
465	05 40 59.92	-07 48 16.1	10.97±0.02	10.26±0.02	8.55±0.03	6.66±0.06	10.76±0.06	10.32±0.06	9.85±0.06	9.47±0.06	6.90±0.07	-1.17	-1.06	-1.41	-1.08	II
466	05 41 03.55	-07 57 46.3	13.95±0.03	13.66±0.04	11.24±0.16	8.53±0.30	13.81±0.06	13.61±0.06	13.74±0.08	13.69±0.22	...	-2.45	...	-2.77	...	III
467	05 41 04.09	-07 43 38.6	11.05±0.02	10.42±0.02	8.54±0.03	6.73±0.08	10.91±0.06	10.49±0.06	10.16±0.06	9.54±0.06	6.87±0.06	-1.36	-1.06	-1.31	-0.96	II
468	05 41 04.36	-07 46 40.6	13.68±0.03	13.46±0.04	...	8.11±0.20	13.74±0.06	13.36±0.06	13.51±0.07	...	...	...	...	...	...	III
469	05 41 05.03	-07 45 34.2	...	...	...	...	11.82±0.06	11.79±0.06	11.65±0.06	11.65±0.07	...	-2.46	...	-2.67	...	III
470	05 41 05.49	-07 47 07.5	9.20±0.02	8.59±0.02	7.17±0.02	4.95±0.03	9.17±0.06	8.70±0.06	8.38±0.06	7.91±0.06	4.97±0.06	-1.50	-1.05	-1.59	-0.93	II
471	05 41 07.00	-07 47 15.9	12.43±0.02	12.17±0.03	10.22±0.08	6.77±0.07	12.36±0.06	12.18±0.06	12.09±0.06	11.66±0.07	7.03±0.07	-2.08	-0.68	-2.07	-0.24	TD
472	05 41 07.08	-07 46 22.5	11.57±0.02	11.15±0.02	9.62±0.05	7.11±0.10	11.55±0.06	11.25±0.06	10.90±0.06	10.20±0.06	7.45±0.07	-1.49	-1.07	-1.32	-0.89	II
473	05 41 16.25	-07 43 51.4	13.76±0.03	13.47±0.04	12.40±0.52	...	13.55±0.06	13.70±0.06	13.65±0.08	13.43±0.16	...	-2.40	...	-2.69	...	III
474	05 41 20.12	-07 55 24.0	10.96±0.02	10.22±0.02	8.55±0.03	5.96±0.04	10.72±0.06	10.10±0.06	9.75±0.06	9.30±0.06	5.97±0.06	-1.39	-0.85	-1.41	-0.68	II
475	05 41 25.35	-08 05 54.7	8.03±0.02	6.90±0.02	3.84±0.01	1.61±0.01	7.91±0.06	7.10±0.06	6.33±0.06	5.23±0.06	1.41±0.06	+0.04	+0.15	+0.18	+0.21	Flat
476	05 41 26.37	-07 58 17.8	13.70±0.03	13.44±0.03	...	...	13.64±0.06	13.62±0.06	13.22±0.07	...	...	...	...	...	...	III
477	05 41 30.59	-08 04 48.2	8.08±0.02	7.00±0.02	4.95±0.02	3.13±0.02	8.38±0.06	7.66±0.06	7.27±0.06	6.40±0.06	2.93±0.06	-0.55	-0.34	-0.80	-0.33	II
478	05 41 33.38	-07 59 56.3	10.44±0.02	9.87±0.02	7.63±0.02	4.55±0.02	10.18±0.06	9.76±0.06	9.30±0.06	8.78±0.06	4.49±0.06	-1.39	-0.45	-1.38	-0.16	Flat
479	05 41 41.66	-08 00 18.5	14.23±0.03	13.61±0.04	11.20±0.14	7.06±0.09	13.61±0.06	13.57±0.06	12.49±0.06	12.15±0.12	7.08±0.06	-1.46	-0.16	-1.02	+0.34	I
480	05 41 43.74	-07 58 22.3	10.34±0.02	9.62±0.02	7.66±0.02	5.28±0.03	10.17±0.06	9.52±0.06	9.27±0.06	8.46±0.06	5.39±0.06	-1.15	-0.77	-1.01	-0.63	II
481	05 41 49.23	-07 57 12.3	11.63±0.02	11.22±0.02	9.77±0.07	7.53±0.11	11.69±0.06	11.08±0.06	11.08±0.06	10.39±0.06	8.58±0.10	-1.74	-1.56	-1.53	-1.46	II
482	05 41 49.74	-08 00 32.3	6.84±0.04	6.15±0.02	4.12±0.01	2.25±0.02	6.70±0.06	6.31±0.06	5.71±0.06	5.07±0.06	2.16±0.06	-0.82	-0.71	-0.94	-0.70	II
483	05 41 51.84	-08 06 56.6	12.35±0.02	12.09±0.02	...	7.50±0.12	12.34±0.06	12.32±0.06	12.05±0.06	12.24±0.09	...	-2.53	...	-2.70	...	III
484	05 41 54.66	-07 59 12.4	9.69±0.02	9.22±0.02	7.68±0.02	5.51±0.03	9.56±0.06	9.06±0.06	9.05±0.06	8.42±0.06	5.47±0.06	-1.65	-1.11	-1.73	-0.96	II
485	05 41 55.96	-07 58 36.6	13.25±0.03	12.85±0.03	11.73±0.27	8.01±0.17	13.16±0.06	12.90±0.06	12.76±0.07	12.38±0.14	...	-2.17	...	-2.04	...	II
486	05 42 07.25	-08 05 24.4	12.19±0.02	11.51±0.02	9.86±0.07	7.05±0.09	12.08±0.06	11.63±0.06	11.20±0.06	10.61±0.07	8.64±0.16	-1.22	-1.26	-1.18	-1.27	II
487	05 42 10.51	-08 07 35.1	12.18±0.03	11.80±0.03	7.16±0.03	5.38±0.05	12.55±0.06	12.56±0.06	12.41±0.10	...	...	...	...	...	...	III
488	05 42 11.04	-08 01 05.4	12.78±0.03	12.28±0.03	10.26±0.08	7.54±0.11	12.76±0.06	12.60±0.06	11.89±0.06	11.40±0.08	9.55±0.22	-1.41	-1.39	-1.16	-1.33	II
489	05 42 13.51	-08 10 01.5	11.51±0.03	10.97±0.03	7.55±0.03	5.19±0.04	11.27±0.06	10.70±0.06	10.31±0.06	9.69±0.06	6.68±0.06	-0.90	-0.73	-1.09	-0.71	II
490	05 42 14.60	-07 58 57.9	10.79±0.02	10.21±0.02	8.08±0.03	5.81±0.04	10.85±0.06	10.43±0.06	10.18±0.06	9.26±0.06	5.94±0.06	-1.32	-0.73	-1.09	-0.49	II
491	05 42 15.93	-08 09 37.8	12.27±0.03	11.83±0.04	...	...	12.17±0.06	12.01±0.06	11.88±0.08	11.66±0.15	...	-2.21	...	-2.31	...	III
492	05 42 18.11	-08 08 10.9	10.71±0.02	10.45±0.02	8.47±0.10	5.51±0.09	10.78±0.06	10.87±0.06	10.79±0.06	10.90±0.10	...	-2.71	...	-2.96	...	III
493	05 42 18.56	-07 59 23.0	13.00±0.03	12.75±0.03	...	...	13.02±0.06	12.59±0.06	12.79±0.07	12.83±0.20	...	-2.52	...	-2.74	...	III
494	05 42 19.05	-07 59 12.2	13.26±0.03	12.92±0.03	...	...	13.13±0.06	12.86±0.06	12.91±0.07	...	...	...	...	...	...	III
495	05 42 19.56	-08 05 07.6	11.79±0.02	11.29±0.02	8.68±0.03	6.44±0.05	11.72±0.06	11.47±0.06	10.79±0.07	10.45±0.06	8.51±0.14	-1.41	-1.40	-1.31	-1.37	II
496	05 42 21.36	-08 06 47.9	11.84±0.03	11.28±0.03	8.96±0.15	6.27±0.06	11.95±0.06	11.68±0.06	11.77±0.07	11.59±0.09	...	-2.47	...	-2.57	...	III
497	05 42 21.56	-08 08 29.8	10.74±0.02	10.56±0.02	9.13±0.39	5.07±0.11	10.61±0.06	10.66±0.06	10.52±0.06	9.98±0.10	4.93±0.06	-2.16	-0.53	-2.12	-0.01	TD
498	05 42 23.24	-07 58 28.9	13.39±0.03	13.12±0.03	11.53±0.22	7.49±0.13	13.28±0.06	13.37±0.06	13.17±0.07	13.32±0.53	...	-2.55	...	-2.82	...	III
499	05 42 23.61	-08 09 10.3	10.84±0.03	10.27±0.03	8.31±0.11	6.27±0.12	10.76±0.06	10.32±0.06	10.02±0.06	9.55±0.08	6.81±0.07	-1.47	-1.12	-1.49	-1.01	II
500	05 42 23.94	-08 09 45.9	10.86±0.03	10.81±0.03	9.38±0.31	7.84±0.33	10.75±0.06	10.86±0.06	10.65±0.06	10.81±0.18	...	-2.70	...	-2.88	...	III
501	05 42 25.32	-08 10 18.0	10.82±0.02	10.75±0.02	7.98±0.05	6.36±0.21	11.09±0.06	10.89±0.06	10.94±0.06	11.03±0.21	...	-2.58	...	-2.82	...	III
502	05 42 25.44	-08 09 55.4	10.70±0.02	10.21±0.02	...	6.33±0.16	10.67±0.06	10.40±0.06	10.02±0.06	9.64±0.09	7.31±0.07	-1.63	-1.36	-1.66	-1.29	II
503	05 42 25.79	-08 08 50.1	10.47±0.02	9.94±0.02	7.49±0.06	5.71±0.13	10.31±0.06	9.91±0.06	9.60±0.06	8.93±0.07	5.85±0.06	-1.30	-0.87	-1.30	-0.74	II
504	05 42 26.50	-07 58 50.9	8.91±0.03	8.12±0.02	5.54±0.01	3.00±0.02	8.72±0.06	8.21±0.06	7.56±0.06	6.77±0.06	3.02±0.06	-0.65	-0.27	-0.64	-0.14	Flat
505	05 42 26.96	-08 09 17.3	12.18±0.02	11.90±0.04	8.08±0.04	...	12.38±0.06	12.16±0.06	12.05±0.08	...	...	...	...	...	...	III
506	05 42 27.59	-08 09 52.6	10.15±0.02	9.49±0.02	7.38±0.06	4.93±0.05	10.26±0.06	9.89±0.06	9.40±0.06	8.83±0.07	5.53±0.06	-1.06	-0.69	-1.20	-0.60	II
507	05 42 29.78	-08 07 26.4	11.34±0.02	11.25±0.05	6.97±0.03	5.36±0.05	11.48±0.06	11.20±0.06	11.35±0.08	...	...	...	...	...	...	III
508	05 42 30.87	-08 10 45.7	12.49±0.03	12.02±0.03	7.92±0.17	5.32±0.05	12.75±0.07	12.36±0.06	12.31±0.06	12.02±0.09	8.77±0.18	-2.05	-1.23	-2.08	-0.98	TD
509	05 42 31.00	-08 06 38.1	10.70±0.02	10.18±0.02	7.60±0.02	6.13±0.08	10.76±0.06	10.14±0.06	10.07±0.06	9.69±0.09	6.87±0.07	-1.45	-1.12	-1.72	-1.07	II
510	05 42 31.33	-08 02 35.3	12.49±0.02	12.24±0.02	12.05±0.36	8.53±0.28	12.55±0.06	12.20±0.06	12.25±0.12	12.45±0.15	...	-2.52	...	-2.79	...	III
511	05 42 31.55	-08 08 22.8	10.98±0.02	10.33±0.03	7.22±0.05	5.10±0.11	10.83±0.06	10.29±0.06	9.87±0.06	8.81±0.07	5.10±0.06	-1.00	-0.38	-0.60	-0.11	Flat
512	05 42 32.66	-08 10 07.9	12.11±0.02	11.82±0.03	6.92±0.02	5.15±0.18	12.77±0.06	12.20±0.06	12.19±0.09	...	...	...	...	...	...	III
513	05 42 32.77	-08 07 04.8	11.44±0.02	11.05±0.03	6.91±0.02	5.77±0.05	11.52±0.06	11.68±0.06	11.46±0.08	...	...	...	...	...	...	III
514	05 42 34.02	-08 09 59.7	10.35±0.02	10.18±0.02	6.90±0.03	4.22±0.04	10.52±0.06	10.23±0.06	10.18±0.07	9.97±0.10	5.68±0.06	-2.49	-1.03	-2.33	-0.55	TD
515	05 42 34.31	-08 02 12.1	12.67±0.02	12.09±0.02	10.11±0.07	7.34±0.09	12.42±0.06	12.44±0.06	11.68±0.09	11.19±0.07	8.57±0.10	-1.36	-1.08	-1.28	-0.97	II
516	05 42 34.92	-08 07 50.5	11.92±0.03	11.85±0.04	7.35±0.04	...	12.10±0.06	12.04±0.06	11.90±0.10	...	...	...	...	...	...	III
517	05 42 36.41	-08 10 17.8	13.11±0.03	12.76±0.03	...	...	13.32±0.06	12.53±0.06	12.92±0.08	...	...	...	...	...	...	III
518	05 42 36.51	-08 11 51.5	11.56±0.02	11.50±0.02	9.08±0.04	6.77±0.09	11.58±0.06	11.32±0.06	11.39±0.07	11.48±0.12	...	-2.66	...	-2.83	...	III
519	05 42 44.12	-08 06 26.4	9.83±0.02	9.14±0.02	6.63±0.02	4.52±0.03	9.95±0.06	9.45±0.06	9.00±0.06	8.54±0.06	5.11±0.06	-0.86	-0.59	-1.22	-0.58	II
520	05 42 48.24	-08 05 57.1	...	...	...	...	12.68±0.06	12.64±0.06	12.43±0.14	...	...	...	...	...	...	III
521	05 42 51.65	-08 07 41.2	12.02±0.02	11.38±0.02	8.31±0.03	6.09±0.05	12.31±0.06	11.43±0.06	11.39±0.08	10.67±0.17	7.14±0.07	-1.25	-0.67	-1.16	-0.47	II
522	05 42 52.30	-08 08 54.9	12.87±0.03	12.31±0.03	9.97±0.17	7.58±0.19	12.55±0.06	12.30±0.06	11.90±0.10	11.29±0.26	8.48±0.14	-1.45	-1.05	-1.38	-0.90	II

Table 3 continued.

ID	RA (J2000)	DEC (J2000)	W1 (mag)	W2 (mag)	W3 (mag)	W4 (mag)	[3.6] (mag)	[4.5] (mag)	[5.8] (mag)	[8.0] (mag)	[24] (mag)	$\alpha$ 2-8 $\mu\text{m}$	$\alpha$ 2-24 $\mu\text{m}$	$\alpha$ 3.6-8 $\mu\text{m}$	$\alpha$ 3.6-24 $\mu\text{m}$	Class
523	05 36 32.45	-06 01 16.3	10.92±0.02	9.07±0.02	6.39±0.04	3.40±0.03	9.70±0.06	8.40±0.06	7.68±0.06	6.67±0.06	3.31±0.06	+0.53	+0.15	+0.24	-0.03	Flat
524	05 36 30.26	-06 01 17.0	11.31±0.03	8.68±0.02	5.81±0.02	2.94±0.03	10.30±0.06	8.87±0.06	7.63±0.06	6.89±0.06	2.77±0.06	+3.06	+1.48	+1.08	+0.57	I
525	05 36 33.22	-06 08 55.0	11.51±0.02	10.88±0.02	8.36±0.08	5.80±0.08	11.32±0.06	10.86±0.06	10.37±0.06	9.71±0.07	7.39±0.14	-1.06	-1.04	-1.01	-1.02	II
526	05 36 17.26	-06 11 11.1	12.09±0.02	10.09±0.02	6.81±0.02	3.58±0.03	11.66±0.06	10.26±0.06	9.12±0.06	8.10±0.06	3.67±0.06	+0.84	+0.76	+1.07	+0.79	I
527	05 36 07.01	-06 01 50.1	12.43±0.03	11.97±0.03	11.12±0.46	...	12.23±0.06	11.77±0.06	11.58±0.07	10.93±0.10	...	-1.22	...	-1.42	...	II
528	05 36 15.57	-06 00 50.4	12.67±0.03	12.16±0.03	9.86±0.06	7.20±0.10	12.34±0.06	11.99±0.06	11.68±0.07	11.05±0.11	...	-1.42	...	-1.37	...	II
529	05 35 58.92	-06 02 39.7	13.13±0.03	12.67±0.03	10.43±0.16	...	12.78±0.06	12.34±0.06	12.11±0.08	11.06±0.11	8.08±0.22	-1.16	-0.77	-0.93	-0.60	II
530	05 36 06.29	-06 03 15.4	13.18±0.03	12.69±0.03	8.93±0.04	6.66±0.09	12.97±0.06	12.65±0.06	12.31±0.09	11.85±0.20	...	-1.37	...	-1.56	...	II
531	05 36 00.04	-06 07 14.1	13.19±0.06	11.95±0.03	8.08±0.09	5.50±0.11	13.22±0.06	12.44±0.06	11.46±0.06	10.25±0.08	6.44±0.08	+0.03	+0.19	+0.49	+0.34	I
532	05 36 34.92	-06 08 20.5	13.86±0.03	13.26±0.04	9.00±0.06	6.85±0.13	13.84±0.06	13.36±0.06	12.92±0.12	12.35±0.18	...	-1.28	...	-1.14	...	II
533	05 35 25.58	-06 13 04.4	11.39±0.02	10.61±0.02	8.44±0.06	6.04±0.09	11.02±0.06	10.46±0.06	10.09±0.06	9.45±0.06	6.89±0.10	-1.09	-0.98	-1.13	-0.95	II
534	05 35 33.21	-06 06 09.6	11.84±0.02	9.98±0.02	7.15±0.02	4.37±0.04	11.60±0.06	10.19±0.06	8.95±0.06	8.04±0.06	4.49±0.06	+2.24	+0.97	+1.25	+0.37	I
535	05 35 28.05	-06 21 33.0	12.28±0.03	11.79±0.03	9.44±0.05	6.82±0.13	12.16±0.06	11.84±0.06	11.55±0.06	10.90±0.10	...	-1.38	...	-1.41	...	II
536	05 35 15.85	-06 09 46.6	13.07±0.03	12.53±0.03	11.19±0.42	...	12.68±0.06	12.32±0.06	12.18±0.07	11.58±0.13	...	-1.34	...	-1.64	...	II
537	05 35 42.21	-06 11 43.6	13.30±0.03	12.83±0.03	10.36±0.29	...	13.15±0.06	12.85±0.06	12.57±0.08	11.62±0.13	...	-1.50	...	-1.11	...	II
538	05 35 34.92	-06 08 36.5	13.51±0.03	12.88±0.03	10.72±0.22	8.04±0.35	13.43±0.06	12.89±0.06	12.44±0.08	11.46±0.12	7.43±0.14	-0.92	-0.25	-0.66	+0.02	Flat
539	05 35 37.09	-06 18 24.0	13.81±0.04	13.25±0.04	...	...	13.53±0.06	12.95±0.06	12.63±0.07	12.04±0.18	...	-1.15	...	-1.17	...	II
540	05 35 25.65	-06 18 17.9	13.54±0.04	13.25±0.04	9.06±0.16	5.94±0.06	13.64±0.06	13.46±0.06	13.10±0.09	12.43±0.24	...	-1.51	...	-1.44	...	II
541	05 35 44.12	-06 09 30.4	...	...	...	...	14.19±0.06	13.27±0.06	13.01±0.10	11.93±0.16	7.49±0.16	-0.62	+0.05	-0.39	+0.31	I
542	05 34 54.04	-06 23 50.7	9.09±0.02	8.59±0.02	6.84±0.02	4.84±0.05	9.43±0.06	8.90±0.06	8.80±0.06	8.24±0.06	5.14±0.06	-1.39	-0.94	-1.57	-0.84	II
543	05 34 47.64	-06 19 40.1	10.47±0.02	10.10±0.02	8.39±0.03	6.19±0.08	10.15±0.06	9.96±0.06	9.68±0.06	9.10±0.06	6.30±0.07	-1.32	-1.02	-1.64	-1.00	II
544	05 34 39.88	-06 25 14.0	11.51±0.02	10.45±0.02	6.89±0.02	4.78±0.04	11.09±0.06	10.37±0.06	9.68±0.06	8.26±0.06	5.10±0.06	+0.55	+0.15	+0.36	-0.01	Flat
545	05 34 47.93	-06 21 41.6	11.66±0.03	11.14±0.02	8.72±0.05	6.70±0.17	11.53±0.06	10.95±0.06	10.67±0.06	10.11±0.07	7.56±0.15	-1.16	-1.04	-1.28	-1.03	II
546	05 34 39.20	-06 21 39.3	13.29±0.03	12.87±0.03	...	...	13.08±0.06	12.80±0.06	12.55±0.08	11.95±0.20	...	-1.64	...	-1.56	...	II
547	05 34 33.99	-06 32 09.5	11.22±0.02	10.37±0.02	8.60±0.03	6.87±0.09	11.32±0.06	10.64±0.06	10.46±0.06	9.59±0.06	7.41±0.13	-0.24	-0.74	-0.97	-1.06	II
548	05 34 26.82	-06 26 25.8	12.49±0.03	12.16±0.02	9.64±0.06	7.48±0.23	12.29±0.06	12.12±0.06	11.92±0.07	11.52±0.09	...	-1.85	...	-1.97	...	II
549	05 34 20.42	-06 31 15.0	13.03±0.03	12.52±0.03	10.53±0.10	...	12.54±0.06	12.51±0.06	12.06±0.06	11.36±0.08	8.73±0.27	-1.43	-1.09	-1.42	-0.98	II
550	05 36 24.80	-06 17 30.6	7.83±0.02	7.41±0.02	5.50±0.02	3.15±0.03	8.60±0.06	8.01±0.06	7.22±0.06	6.47±0.06	2.63±0.06	-1.40	-0.52	-0.34	-0.02	TD
551	05 36 40.58	-06 10 33.1	9.74±0.02	9.02±0.02	7.38±0.02	4.93±0.04	9.36±0.06	8.80±0.06	8.42±0.06	7.80±0.06	4.51±0.06	-1.06	-0.69	-1.17	-0.59	II
552	05 36 36.99	-06 14 58.1	12.10±0.02	10.89±0.02	9.94±0.15	5.29±0.04	11.83±0.06	11.27±0.06	10.71±0.06	10.28±0.07	5.03±0.06	-0.85	+0.14	-1.07	+0.40	I
553	05 37 05.55	-06 18 38.6	13.69±0.03	13.29±0.04	10.38±0.07	8.37±0.33	13.52±0.06	13.20±0.06	13.04±0.08	12.29±0.18	...	-1.57	...	-1.49	...	II
554	05 36 25.87	-06 24 58.6	9.33±0.02	8.07±0.02	5.25±0.02	2.47±0.03	8.76±0.06	8.05±0.06	7.28±0.06	6.53±0.06	2.55±0.06	-0.65	-0.17	-0.64	-0.02	Flat
555	05 36 23.78	-06 23 11.2	8.82±0.02	7.80±0.02	6.01±0.02	3.27±0.02	8.74±0.06	8.14±0.06	7.44±0.06	6.78±0.06	3.54±0.06	+0.13	-0.17	-0.63	-0.43	II
556	05 36 23.60	-06 24 51.4	9.68±0.02	7.46±0.02	5.28±0.01	2.88±0.02	9.00±0.06	7.98±0.06	6.95±0.06	6.20±0.06	3.26±0.06	+2.28	+0.67	+0.39	-0.24	Flat
557	05 36 21.01	-06 21 52.8	9.44±0.02	8.55±0.02	7.03±0.03	4.99±0.05	9.21±0.06	8.86±0.06	8.34±0.06	7.79±0.06	4.70±0.06	-1.68	-1.03	-1.40	-0.76	II
558	05 36 19.49	-06 22 11.8	9.80±0.02	6.62±0.02	4.61±0.01	1.71±0.03	10.04±0.06	7.83±0.06	6.47±0.06	5.85±0.06	2.58±0.06	...	...	+1.87	+0.35	I
559	05 36 20.49	-06 23 22.0	10.98±0.02	10.08±0.02	8.34±0.03	6.22±0.07	10.54±0.06	9.94±0.06	9.66±0.06	9.08±0.06	...	-1.43	...	-1.47	...	II
560	05 36 22.64	-06 21 27.7	12.12±0.03	10.71±0.02	...	...	11.52±0.06	10.85±0.06	10.23±0.06	9.83±0.06	7.86±0.18	...	...	-0.89	-1.22	II
561	05 35 37.34	-06 21 19.1	11.75±0.03	11.21±0.02	10.13±0.10	...	11.54±0.06	11.12±0.06	10.90±0.06	10.29±0.07	8.13±0.24	-1.42	-1.30	-1.45	-1.27	II
562	05 36 17.87	-06 22 27.7	11.98±0.02	9.58±0.02	7.63±0.04	4.36±0.04	11.95±0.06	10.48±0.06	9.31±0.06	8.71±0.06	...	+2.00	+2.00	+0.87	+0.87	I
563	05 36 06.15	-06 25 52.5	12.20±0.03	11.53±0.02	9.24±0.05	7.04±0.12	12.00±0.06	11.52±0.06	11.09±0.06	10.34±0.07	8.17±0.23	-1.21	-1.14	-1.03	-1.09	II
564	05 36 19.48	-06 22 19.9	...	...	...	...	12.05±0.06	9.97±0.06	9.08±0.06	8.59±0.06	...	...	...	+0.96	...	I
565	05 36 19.48	-06 24 37.8	12.64±0.03	11.52±0.02	9.64±0.09	6.63±0.08	12.11±0.06	11.47±0.06	11.04±0.06	10.33±0.07	...	-1.26	...	-1.13	...	II
566	05 36 00.90	-06 26 36.0	12.79±0.03	12.09±0.02	9.16±0.05	7.12±0.17	12.48±0.06	12.03±0.06	11.61±0.06	10.88±0.08	...	-1.06	...	-1.05	...	II
567	05 36 24.07	-06 24 55.3	...	...	...	...	12.50±0.06	11.20±0.06	10.15±0.06	9.58±0.06	...	+0.09	...	+0.50	...	I
568	05 36 19.45	-06 29 06.8	13.05±0.03	11.08±0.02	6.55±0.02	3.43±0.02	12.61±0.06	11.42±0.06	10.00±0.06	8.24±0.06	3.36±0.06	+1.60	+1.45	+2.23	+1.55	I
569	05 36 17.63	-06 22 49.4	12.96±0.03	11.45±0.02	9.38±0.05	6.28±0.09	12.72±0.06	11.99±0.06	11.27±0.06	10.55±0.07	...	+0.12	...	-0.34	...	II
570	05 36 20.61	-06 22 15.8	...	...	...	...	13.23±0.06	12.59±0.06	11.91±0.06	10.95±0.08	...	-0.38	...	-0.22	...	Flat
571	05 36 18.46	-06 22 13.2	...	...	...	...	13.26±0.06	11.09±0.06	9.67±0.06	8.24±0.06	...	...	...	+2.81	...	I
572	05 36 27.75	-06 21 57.2	14.00±0.05	13.01±0.03	9.11±0.16	6.28±0.36	13.75±0.06	13.28±0.06	12.77±0.08	12.12±0.15	...	-1.02	...	-1.08	...	II
573	05 36 20.94	-06 22 38.6	...	...	...	...	13.79±0.06	12.88±0.06	12.42±0.08	11.92±0.13	...	-0.33	...	-0.77	...	II
574	05 35 54.30	-06 23 19.9	14.23±0.07	13.54±0.06	...	...	13.94±0.06	13.46±0.06	13.05±0.08	12.41±0.19	...	-1.24	...	-1.10	...	II
575	05 36 24.73	-06 21 54.2	14.01±0.08	13.00±0.03	...	6.23±0.24	14.02±0.06	13.32±0.06	12.67±0.08	12.03±0.14	...	-0.58	...	-0.60	...	II
576	05 35 56.52	-06 24 12.1	14.54±0.04	14.61±0.08	9.69±0.06	6.99±0.11	14.17±0.06	14.10±0.06	12.61±0.07	10.88±0.08	6.73±0.09	-0.19	+0.39	+1.14	+0.86	I
577	05 36 21.16	-06 23 31.1	...	...	...	...	14.35±0.06	13.63±0.06	13.14±0.11	12.80±0.31	...	...	...	-1.09	...	II
578	05 36 20.47	-06 21 46.4	...	...	...	...	15.06±0.07	13.64±0.06	12.43±0.08	11.35±0.09	...	...	...	+1.40	...	I
579	05 35 29.85	-06 26 58.2	10.40±0.02	7.86±0.02	4.27±0.01	0.14±0.01	9.88±0.06	8.04±0.06	6.95±0.06	5.96±0.06	...	+1.86	...	+1.51	...	I
580	05 35 28.52	-06 27 01.9	10.34±0.02	9.03±0.02	6.12±0.02	4.01±0.02	11.41±0.06	10.04±0.06	8.91±0.06	7.58±0.06	...	+1.18	...	+1.43	...	I



Table 3 continued.

ID	RA (J2000)	DEC (J2000)	W1 (mag)	W2 (mag)	W3 (mag)	W4 (mag)	[3.6] (mag)	[4.5] (mag)	[5.8] (mag)	[8.0] (mag)	[24] (mag)	$\alpha$ 2-8 $\mu$ m	$\alpha$ 2-24 $\mu$ m	$\alpha$ 3.6-8 $\mu$ m	$\alpha$ 3.6-24 $\mu$ m	Class
581	05 35 30.92	-06 26 32.0	11.65±0.02	10.63±0.02	7.50±0.04	3.44±0.03	11.55±0.06	10.90±0.06	10.22±0.06	9.07±0.06	3.42±0.06	-0.71	+0.54	-0.21	+1.04	I
582	05 35 28.59	-06 30 03.6	12.46±0.02	12.04±0.03	10.88±0.20	8.38±0.33	12.28±0.06	11.86±0.06	11.58±0.06	11.18±0.10	...	-1.61	...	-1.61	...	II
583	05 34 47.99	-06 39 43.2	13.50±0.03	13.00±0.03	...	7.88±0.28	13.22±0.06	12.90±0.06	12.82±0.07	12.29±0.13	...	-1.62	...	-1.84	...	II
584	05 36 56.18	-06 27 52.7	11.62±0.02	11.06±0.02	9.73±0.10	8.01±0.26	11.30±0.06	10.96±0.06	10.74±0.06	10.31±0.09	...	-1.52	...	-1.77	...	II
585	05 37 30.65	-06 29 26.5	13.47±0.03	13.01±0.03	10.38±0.10	7.67±0.15	13.36±0.06	12.89±0.06	12.67±0.07	11.80±0.14	...	-1.47	...	-1.13	...	II
586	05 37 31.31	-06 26 17.6	14.05±0.03	13.56±0.04	11.16±0.25	...	13.86±0.06	13.57±0.06	13.50±0.09	12.76±0.21	...	-1.64	...	-1.65	...	II
587	05 37 07.73	-06 31 57.4	15.47±0.08	15.10±0.13	9.52±0.07	7.01±0.15	15.89±0.07	15.30±0.08	13.90±0.14	12.29±0.15	8.13±0.22	...	...	+1.44	+0.91	I
588	05 37 00.94	-06 33 11.0	11.59±0.03	11.00±0.02	9.16±0.08	7.25±0.24	11.48±0.06	11.10±0.06	10.66±0.06	10.07±0.08	7.73±0.16	-1.26	-1.14	-1.21	-1.10	II
589	05 37 00.13	-06 33 58.2	12.69±0.03	11.91±0.02	10.03±0.10	8.04±0.34	12.35±0.06	11.86±0.06	11.38±0.06	10.64±0.10	...	-0.87	...	-0.88	...	II
590	05 36 35.82	-06 38 33.7	13.87±0.09	12.76±0.07	...	...	14.90±0.07	13.36±0.06	12.39±0.08	11.38±0.17	...	...	...	+1.12	...	I
591	05 36 26.78	-06 43 43.2	10.09±0.02	9.31±0.02	7.98±0.06	5.67±0.06	9.99±0.06	9.36±0.06	8.86±0.06	8.19±0.06	6.35±0.07	-1.24	-1.29	-0.98	-1.26	II
592	05 36 04.99	-06 44 42.9	11.40±0.02	10.63±0.02	8.13±0.03	5.73±0.06	11.16±0.06	10.59±0.06	10.21±0.06	9.38±0.07	5.99±0.06	-1.12	-0.63	-1.08	-0.46	II
593	05 36 18.95	-06 45 22.7	12.17±0.03	8.89±0.02	7.49±0.03	1.24±0.02	11.46±0.06	9.65±0.06	8.59±0.06	8.05±0.06	0.78±0.06	...	...	+0.99	+2.08	I
594	05 36 19.81	-06 46 00.7	12.36±0.03	10.77±0.02	7.57±0.04	4.84±0.05	11.46±0.06	10.63±0.06	9.89±0.06	8.68±0.06	4.95±0.06	-0.18	+0.04	+0.21	+0.20	Flat
595	05 36 23.58	-06 44 26.9	12.95±0.03	11.59±0.03	...	7.46±0.53	12.54±0.06	11.79±0.06	11.01±0.07	10.11±0.07	...	-0.37	...	-0.20	...	Flat
596	05 35 27.09	-06 45 48.3	11.60±0.02	11.11±0.02	9.66±0.15	7.24±0.21	11.50±0.06	11.16±0.06	10.86±0.06	10.48±0.06	7.30±0.09	-1.73	-1.08	-1.70	-0.87	II
597	05 35 13.57	-06 48 03.1	12.91±0.03	12.51±0.03	11.21±0.21	...	12.48±0.06	12.34±0.06	12.00±0.06	11.58±0.08	...	-1.59	...	-1.77	...	II
598	05 35 30.89	-06 50 34.7	13.45±0.05	12.99±0.05	10.59±0.28	...	13.48±0.06	13.21±0.10	12.77±0.07	12.07±0.11	...	-1.50	...	-1.20	...	II
599	05 37 17.28	-06 36 18.1	11.03±0.02	9.71±0.02	6.03±0.02	3.24±0.03	9.93±0.06	9.08±0.06	8.20±0.06	7.20±0.06	3.10±0.06	+0.63	+0.48	+0.30	+0.37	I
600	05 37 41.78	-06 39 34.0	11.80±0.02	11.29±0.02	9.13±0.04	7.48±0.14	11.59±0.06	11.23±0.06	10.79±0.06	10.04±0.07	7.36±0.10	-1.26	-0.97	-1.06	-0.84	II
601	05 37 53.08	-06 35 55.3	12.13±0.02	11.58±0.02	9.61±0.05	...	11.84±0.06	11.42±0.06	11.09±0.06	10.49±0.07	7.95±0.15	-1.34	-1.11	-1.30	-1.03	II
602	05 38 03.26	-06 41 46.9	11.90±0.02	11.60±0.02	10.41±0.16	...	12.00±0.06	11.73±0.06	11.29±0.06	10.88±0.08	...	-1.60	...	-1.54	...	II
603	05 37 43.74	-06 44 19.1	12.80±0.03	11.91±0.03	9.71±0.08	7.62±0.15	12.51±0.06	11.88±0.06	11.24±0.06	10.61±0.07	7.57±0.12	-0.63	-0.57	-0.72	-0.57	II
604	05 37 37.63	-06 41 55.9	13.85±0.04	13.45±0.04	11.74±0.45	...	13.69±0.06	13.36±0.06	13.07±0.08	12.66±0.27	...	-1.76	...	-1.67	...	II
605	05 37 20.09	-06 35 03.1	14.53±0.04	13.37±0.04	9.78±0.08	6.79±0.10	14.51±0.06	13.35±0.06	12.73±0.10	11.81±0.14	8.11±0.18	...	...	+0.16	+0.09	Flat
606	05 36 33.06	-06 44 29.3	11.06±0.03	10.38±0.02	8.01±0.03	5.79±0.05	10.67±0.06	10.28±0.06	9.89±0.06	9.15±0.06	...	-1.36	...	-1.24	...	II
607	05 36 50.27	-06 41 54.4	11.77±0.03	11.08±0.02	8.65±0.11	6.31±0.14	11.56±0.06	11.14±0.06	10.63±0.06	9.70±0.06	6.64±0.08	-0.93	-0.64	-0.73	-0.50	II
608	05 37 08.86	-06 43 58.6	12.29±0.03	11.80±0.02	10.04±0.06	8.67±0.38	12.20±0.06	11.91±0.06	11.61±0.06	10.97±0.09	8.30±0.26	-1.51	-1.13	-1.44	-0.99	II
609	05 36 43.89	-06 44 33.8	13.33±0.03	12.69±0.03	11.83±0.54	...	13.00±0.06	12.71±0.06	12.29±0.08	11.78±0.15	...	-1.44	...	-1.44	...	II
610	05 37 19.91	-06 47 46.7	14.53±0.04	13.10±0.03	10.67±0.19	8.09±0.31	14.19±0.06	13.34±0.06	12.56±0.07	11.50±0.12	7.74±0.13	...	...	+0.23	+0.19	Flat
611	05 36 23.54	-06 46 14.4	11.67±0.02	8.56±0.02	6.01±0.01	2.76±0.02	10.74±0.06	8.80±0.06	7.54±0.06	6.72±0.06	2.68±0.06	...	...	+1.70	+0.73	I
612	05 36 13.23	-06 49 41.8	12.37±0.02	11.64±0.02	9.68±0.06	7.99±0.29	12.04±0.06	11.54±0.06	11.01±0.06	10.58±0.08	...	-1.54	...	-1.33	...	II
613	05 36 35.42	-06 59 16.9	13.69±0.03	13.19±0.03	10.50±0.12	8.24±0.34	13.67±0.06	13.15±0.06	12.85±0.10	12.38±0.11	...	-1.49	...	-1.40	...	II
614	05 36 26.56	-06 47 12.7	12.69±0.03	10.74±0.02	8.67±0.03	6.82±0.10	13.77±0.06	12.11±0.06	10.98±0.07	10.27±0.07	...	+0.49	...	+1.12	...	I
615	05 36 25.37	-06 47 12.8	...	...	...	...	13.83±0.06	12.62±0.06	11.69±0.08	11.07±0.10	...	-0.23	...	+0.31	...	I
616	05 36 25.62	-06 47 16.1	12.20±0.03	10.86±0.02	7.65±0.02	4.40±0.03	13.93±0.06	13.07±0.06	12.42±0.11	11.28±0.12	5.37±0.06	-0.33	+0.80	+0.15	+1.26	I
617	05 36 25.93	-06 47 09.4	...	...	...	...	14.24±0.06	13.26±0.06	12.60±0.12	12.09±0.19	...	-0.40	...	-0.41	...	II
618	05 36 26.23	-06 47 06.0	...	...	...	...	14.56±0.06	13.12±0.06	12.37±0.11	11.63±0.14	...	+0.18	...	+0.42	...	I
619	05 38 27.67	-06 54 53.4	9.71±0.02	9.31±0.02	6.93±0.02	4.50±0.03	9.47±0.06	9.16±0.06	8.75±0.06	8.12±0.06	4.73±0.06	-1.35	-0.77	-1.28	-0.57	II
620	05 37 56.02	-06 48 54.8	10.00±0.02	9.27±0.02	7.50±0.02	4.74±0.03	9.86±0.06	9.23±0.06	8.88±0.06	8.38±0.06	4.63±0.06	-1.21	-0.60	-1.32	-0.44	II
621	05 37 53.75	-06 47 16.9	10.76±0.02	9.38±0.02	6.66±0.02	4.13±0.03	10.56±0.06	9.58±0.06	8.85±0.06	7.77±0.06	3.97±0.06	-0.69	-0.17	-0.07	+0.13	Flat
622	05 38 31.98	-06 52 38.9	10.86±0.02	10.41±0.02	8.81±0.04	7.31±0.15	10.68±0.06	10.43±0.06	9.72±0.06	9.52±0.06	7.19±0.07	-1.51	-1.31	-1.42	-1.23	II
623	05 38 26.79	-06 50 54.9	11.34±0.02	10.90±0.02	8.89±0.04	6.52±0.08	11.29±0.06	10.95±0.06	10.59±0.06	10.00±0.06	7.31±0.08	-1.38	-1.07	-1.38	-0.97	II
624	05 38 12.55	-06 51 03.1	11.68±0.02	11.23±0.02	9.53±0.05	8.02±0.27	11.43±0.06	11.27±0.06	10.77±0.06	9.94±0.10	...	-1.51	-1.32	-1.17	-1.19	II
625	05 37 51.04	-06 47 20.2	10.72±0.02	9.55±0.02	7.86±0.02	3.29±0.03	11.64±0.06	10.63±0.06	10.05±0.06	9.78±0.06	3.26±0.06	+0.10	+1.00	-0.75	+1.10	I
626	05 38 02.48	-06 44 44.6	11.97±0.02	11.54±0.02	10.02±0.07	8.93±0.47	11.90±0.06	11.54±0.06	11.07±0.06	10.66±0.07	8.47±0.23	-1.60	-1.38	-1.40	-1.27	II
627	05 38 37.62	-06 42 11.5	16.63±0.13	15.81±0.18	11.10±0.16	...	16.36±0.08	15.59±0.07	13.93±0.12	12.12±0.14	8.31±0.20	...	...	+2.20	+1.02	I
628	05 37 53.49	-06 58 15.5	10.55±0.02	10.12±0.02	8.14±0.04	6.81±0.12	10.27±0.06	9.90±0.06	9.43±0.06	8.76±0.06	6.91±0.07	-1.33	-1.34	-1.11	-1.29	II
629	05 37 30.66	-06 56 06.1	11.04±0.02	10.58±0.02	8.16±0.04	6.15±0.06	10.81±0.06	10.52±0.06	10.06±0.06	9.28±0.06	6.87±0.07	-1.28	-1.08	-1.06	-0.97	II
630	05 37 44.47	-06 50 36.4	10.91±0.02	10.44±0.02	8.02±0.02	5.77±0.05	10.92±0.06	10.32±0.06	9.89±0.06	8.98±0.06	5.80±0.06	-1.18	-0.70	-0.67	-0.44	II
631	05 37 55.20	-06 58 43.2	10.95±0.02	10.46±0.02	9.13±0.06	8.05±0.35	10.97±0.06	10.51±0.06	10.03±0.06	9.61±0.06	7.72±0.09	-1.35	-1.38	-1.27	-1.38	II
632	05 37 22.15	-06 54 45.1	11.89±0.02	11.45±0.02	8.18±0.03	6.00±0.06	11.57±0.06	11.09±0.06	10.90±0.06	9.90±0.06	6.32±0.06	-1.15	-0.55	-1.01	-0.33	II
633	05 37 36.66	-07 03 04.3	11.79±0.02	11.20±0.02	8.33±0.03	5.93±0.05	11.66±0.06	10.76±0.06	10.52±0.06	9.44±0.06	5.98±0.06	-0.88	-0.43	-0.44	-0.20	Flat
634	05 37 51.41	-06 57 09.4	11.58±0.02	10.99±0.02	9.23±0.07	7.80±0.24	11.87±0.06	11.18±0.06	10.94±0.06	10.11±0.06	7.13±0.07	-1.16	-0.81	-0.92	-0.64	II
635	05 37 56.56	-06 56 39.2	12.45±0.02	9.39±0.02	6.23±0.01	2.16±0.01	12.65±0.06	10.44±0.06	8.83±0.06	7.51±0.06	2.06±0.06	+2.53	+2.02	+3.00	+1.97	I
636	05 37 40.65	-06 57 50.5	13.31±0.03	12.76±0.04	10.21±0.31	7.45±0.15	13.19±0.06	12.86±0.06	12.54±0.06	11.94±0.13	...	-1.50	...	-1.42	...	II
637	05 38 03.41	-06 58 15.7	13.99±0.04	11.62±0.02	9.37±0.05	5.05±0.03	13.72±0.06	12.34±0.06	11.20±0.06	10.16±0.06	4.97±0.06	...	...	+1.23	+1.22	I
638	05 37 15.51	-06 59 03.6	9.35±0.02	8.74±0.02	7.47±0.02	5.84±0.04	9.28±0.06	8.80±0.06	8.45±0.06	8.05±0.06	6.10±0.06	-1.15	-1.30	-1.49	-1.42	II

Table 3 continued.

ID	RA (J2000)	DEC (J2000)	W1 (mag)	W2 (mag)	W3 (mag)	W4 (mag)	[3.6] (mag)	[4.5] (mag)	[5.8] (mag)	[8.0] (mag)	[24] (mag)	$\alpha$ 2-8 $\mu\text{m}$	$\alpha$ 2-24 $\mu\text{m}$	$\alpha$ 3.6-8 $\mu\text{m}$	$\alpha$ 3.6-24 $\mu\text{m}$	Class
639	05 37 14.03	-07 03 41.3	10.24±0.02	9.77±0.02	8.11±0.02	6.15±0.05	10.37±0.06	9.99±0.06	9.63±0.06	8.98±0.06	6.21±0.06	-1.47	-1.06	-1.26	-0.88	II
640	05 37 13.95	-07 03 23.1	10.79±0.02	10.27±0.02	8.95±0.04	7.11±0.10	11.17±0.06	10.66±0.06	10.47±0.06	9.82±0.06	7.21±0.07	-1.48	-1.13	-1.37	-1.00	II
641	05 37 05.74	-06 55 47.6	14.39±0.04	12.71±0.03	...	...	14.61±0.06	13.49±0.06	12.85±0.10	12.27±0.10	...	...	...	-0.23	...	Flat
642	05 36 20.55	-07 05 31.6	10.96±0.02	10.60±0.02	8.27±0.03	6.06±0.06	10.78±0.06	10.44±0.06	10.20±0.06	9.36±0.06	6.50±0.06	-1.54	-1.02	-1.27	-0.80	TD
643	05 36 34.75	-07 11 13.6	13.85±0.03	12.73±0.03	9.44±0.04	6.51±0.06	13.72±0.06	12.90±0.06	12.16±0.06	10.90±0.06	6.75±0.07	+0.28	+0.41	+0.37	+0.47	I
644	05 36 18.53	-07 06 50.8	13.64±0.03	13.26±0.04	8.90±0.07	6.14±0.11	13.95±0.06	13.56±0.06	12.32±0.06	9.96±0.06	6.35±0.06	+0.58	+0.63	+1.85	+0.92	I
645	05 38 47.23	-07 01 53.2	9.61±0.03	8.05±0.02	6.18±0.02	3.91±0.03	8.82±0.06	7.98±0.06	7.17±0.06	6.64±0.06	3.86±0.06	+0.98	-0.01	-0.32	-0.60	II
646	05 38 43.36	-07 01 34.6	9.98±0.03	9.15±0.02	7.73±0.03	6.09±0.12	9.81±0.06	9.27±0.06	8.84±0.06	8.22±0.06	5.45±0.06	-1.66	-1.13	-1.33	-0.89	II
647	05 39 04.15	-07 03 29.7	10.26±0.02	9.56±0.02	7.42±0.02	5.20±0.04	9.89±0.06	9.44±0.06	9.05±0.06	8.38±0.06	5.43±0.06	-1.31	-0.92	-1.30	-0.79	II
648	05 38 45.71	-07 01 58.3	10.46±0.03	9.32±0.02	7.38±0.02	4.95±0.05	9.93±0.06	9.38±0.06	8.61±0.06	8.00±0.06	4.96±0.06	-1.30	-0.84	-0.98	-0.63	II
649	05 38 43.97	-07 03 09.3	10.57±0.02	9.65±0.02	7.66±0.02	5.76±0.05	10.56±0.06	9.86±0.06	9.43±0.06	8.63±0.06	5.71±0.06	-1.07	-0.78	-0.85	-0.64	II
650	05 38 52.87	-07 00 23.9	10.93±0.02	10.38±0.02	9.11±0.04	7.27±0.16	10.63±0.06	10.19±0.06	9.72±0.06	9.26±0.06	6.93±0.07	-1.56	-1.29	-1.39	-1.17	II
651	05 38 48.83	-07 00 43.0	10.92±0.02	10.16±0.02	8.58±0.04	6.06±0.07	10.69±0.06	10.18±0.06	9.75±0.06	9.13±0.06	6.33±0.06	-1.43	-1.02	-1.23	-0.85	II
652	05 38 44.80	-07 02 46.9	10.96±0.02	10.17±0.02	8.76±0.04	6.61±0.08	10.77±0.06	10.25±0.06	9.86±0.06	9.48±0.06	6.49±0.06	-1.42	-1.01	-1.56	-0.91	II
653	05 38 47.28	-07 00 59.8	11.28±0.03	9.93±0.02	8.64±0.04	6.97±0.21	10.86±0.06	10.05±0.06	9.55±0.06	9.01±0.06	...	-0.07	-0.07	-0.76	-0.76	II
654	05 38 39.51	-06 59 30.0	11.85±0.02	10.00±0.02	7.07±0.02	4.16±0.03	10.96±0.06	10.27±0.06	9.22±0.06	8.43±0.06	4.31±0.06	+0.48	+0.40	+0.15	+0.30	Flat
655	05 38 48.45	-07 00 06.2	11.17±0.03	10.18±0.03	7.95±0.04	5.64±0.07	11.03±0.06	10.41±0.06	9.84±0.06	8.97±0.06	5.82±0.06	-1.08	-0.66	-0.70	-0.45	II
656	05 38 43.85	-07 01 12.9	11.33±0.02	10.13±0.02	6.13±0.02	2.21±0.02	11.04±0.06	10.13±0.06	9.53±0.06	7.84±0.06	2.14±0.06	+0.44	+1.16	+0.75	+1.45	I
657	05 38 56.51	-07 01 55.3	11.69±0.02	10.94±0.02	8.16±0.03	6.05±0.07	11.30±0.06	10.67±0.06	10.32±0.06	9.29±0.06	6.45±0.07	-1.12	-0.79	-0.77	-0.61	II
658	05 38 41.95	-06 56 43.2	11.60±0.02	10.64±0.02	9.33±0.06	6.55±0.09	11.32±0.06	10.34±0.06	9.95±0.06	9.52±0.06	7.54±0.09	-0.35	-0.93	-0.87	-1.22	II
659	05 38 45.64	-07 00 54.1	11.71±0.02	9.61±0.02	7.64±0.02	4.24±0.05	11.48±0.06	10.34±0.06	9.57±0.06	8.65±0.06	...	+1.33	...	+0.35	...	I
660	05 38 48.50	-07 00 01.1	12.13±0.05	11.24±0.05	9.47±0.12	6.92±0.21	11.51±0.06	11.11±0.06	10.73±0.06	10.32±0.07	...	-1.36	...	-1.68	...	II
661	05 38 46.26	-07 01 53.3	11.91±0.03	9.96±0.02	7.73±0.02	4.34±0.03	11.55±0.06	10.47±0.06	9.54±0.06	8.82±0.06	4.36±0.06	+0.94	+0.70	+0.30	+0.49	I
662	05 38 55.51	-07 04 29.2	11.95±0.03	11.01±0.02	9.79±0.06	...	11.64±0.06	11.00±0.06	10.81±0.06	10.34±0.07	8.34±0.18	-1.50	-1.43	-1.67	-1.44	II
663	05 38 39.81	-06 58 29.2	...	...	...	...	11.98±0.06	11.14±0.06	10.45±0.06	9.90±0.06	...	+0.33	...	-0.46	...	II
664	05 38 35.95	-06 58 15.4	12.13±0.02	11.41±0.02	9.25±0.05	6.48±0.10	12.00±0.06	11.24±0.06	11.06±0.06	10.49±0.07	7.60±0.09	-1.45	-1.03	-1.36	-0.88	II
665	05 38 34.59	-06 57 47.4	12.30±0.03	11.64±0.03	9.94±0.09	7.15±0.19	12.01±0.06	11.72±0.06	11.20±0.06	10.72±0.07	7.89±0.10	-1.41	-1.04	-1.39	-0.92	II
666	05 38 46.75	-07 02 49.1	...	...	...	...	12.08±0.06	11.72±0.06	11.22±0.06	10.58±0.07	...	-1.44	...	-1.26	...	II
667	05 38 50.77	-07 02 13.8	12.55±0.03	11.25±0.02	10.50±0.12	...	12.12±0.06	11.31±0.06	10.81±0.06	10.31±0.07	...	-0.28	...	-0.81	...	II
668	05 38 42.67	-07 03 30.1	12.38±0.03	11.45±0.02	10.32±0.11	7.71±0.26	12.13±0.06	11.44±0.06	11.13±0.06	10.73±0.07	7.61±0.09	-1.08	-0.82	-1.44	-0.82	II
669	05 38 42.89	-06 56 40.4	12.43±0.02	11.08±0.02	8.74±0.05	6.88±0.14	12.14±0.06	11.08±0.06	10.20±0.06	9.38±0.06	6.88±0.07	+0.11	-0.38	+0.24	-0.50	II
670	05 38 44.17	-07 00 40.3	12.48±0.03	11.14±0.02	9.48±0.07	7.26±0.17	12.15±0.06	11.49±0.06	10.65±0.06	9.91±0.06	6.57±0.06	+0.04	-0.12	-0.23	-0.23	Flat
671	05 38 45.01	-07 01 01.4	12.58±0.05	9.65±0.02	6.19±0.02	2.39±0.03	12.18±0.06	10.33±0.06	8.95±0.06	7.83±0.06	2.51±0.06	...	...	+2.11	+1.58	I
672	05 38 49.61	-07 01 17.5	12.67±0.02	9.80±0.02	7.05±0.02	2.51±0.02	12.33±0.06	10.22±0.06	9.16±0.06	8.15±0.06	...	...	...	+1.81	+1.81	I
673	05 38 39.99	-07 00 42.0	12.94±0.03	12.19±0.03	10.86±0.24	7.31±0.13	12.55±0.06	12.16±0.06	11.70±0.06	10.96±0.08	7.86±0.10	-1.01	-0.71	-1.05	-0.62	II
674	05 38 54.41	-07 01 35.2	13.35±0.03	12.13±0.03	10.08±0.13	...	13.02±0.06	12.32±0.06	11.78±0.06	11.18±0.08	...	-0.39	...	-0.75	...	II
675	05 38 50.36	-07 01 48.5	13.48±0.03	12.31±0.03	...	8.25±0.30	13.20±0.06	12.43±0.06	11.99±0.06	11.55±0.10	...	-0.61	...	-1.00	...	II
676	05 38 51.90	-07 02 38.5	13.97±0.09	12.11±0.06	9.84±0.13	...	13.20±0.06	11.98±0.06	11.04±0.06	10.16±0.06	...	+1.58	...	+0.62	...	I
677	05 38 46.87	-06 59 55.6	14.05±0.03	13.02±0.03	...	...	13.46±0.06	13.05±0.06	12.52±0.07	11.95±0.13	...	-0.67	...	-1.08	...	II
678	05 38 40.01	-06 56 58.1	...	...	...	...	13.75±0.06	13.25±0.06	12.93±0.08	11.89±0.12	...	-0.99	...	-0.87	...	II
679	05 38 53.97	-07 05 00.5	14.25±0.04	13.45±0.04	10.86±0.14	...	13.97±0.06	13.61±0.06	13.19±0.07	12.59±0.17	...	-1.63	...	-1.33	...	II
680	05 38 47.78	-07 00 26.7	14.45±0.05	11.96±0.03	9.91±0.11	6.18±0.08	14.15±0.06	12.48±0.06	11.52±0.06	10.70±0.07	6.29±0.06	...	...	+1.02	+0.70	I
681	05 38 42.09	-06 58 42.6	...	...	...	...	14.30±0.06	13.32±0.06	12.41±0.07	11.34±0.09	...	...	...	+0.55	...	I
682	05 38 52.14	-07 02 23.0	...	...	...	...	14.38±0.06	13.59±0.06	12.96±0.08	12.40±0.18	...	...	...	-0.58	...	II
683	05 38 48.32	-07 02 43.5	15.00±0.05	13.60±0.04	...	...	14.53±0.06	13.73±0.06	13.07±0.09	12.63±0.21	...	...	...	-0.67	...	II
684	05 38 34.59	-07 00 23.9	15.10±0.08	13.59±0.04	11.79±0.34	...	14.83±0.06	13.77±0.06	12.70±0.07	11.87±0.12	...	...	...	+0.59	...	I
685	05 38 07.54	-07 08 29.0	9.08±0.02	7.16±0.02	5.10±0.01	2.25±0.02	8.65±0.06	7.56±0.06	6.60±0.06	6.02±0.06	1.93±0.06	+1.44	+0.73	+0.19	+0.24	Flat
686	05 38 41.54	-07 05 59.4	11.24±0.02	10.04±0.02	7.80±0.02	5.16±0.04	10.81±0.06	10.05±0.06	9.43±0.06	8.72±0.06	4.98±0.06	-0.05	-0.04	-0.46	-0.12	Flat
687	05 38 20.11	-06 59 04.7	12.47±0.03	11.82±0.02	8.77±0.04	5.19±0.04	12.24±0.06	11.66±0.06	11.27±0.06	10.36±0.06	5.31±0.06	...	...	-0.73	+0.50	I
688	05 37 56.03	-07 01 49.9	12.75±0.03	12.15±0.03	10.93±0.20	...	12.47±0.06	12.19±0.06	12.05±0.06	11.57±0.09	8.02±0.12	-2.10	-1.09	-1.99	-0.75	TD
689	05 38 47.01	-07 06 32.9	13.06±0.03	12.27±0.03	10.92±0.15	8.36±0.32	13.00±0.06	12.43±0.06	11.96±0.06	11.42±0.08	...	-1.16	...	-1.12	...	II
690	05 38 12.82	-06 59 39.7	13.58±0.03	12.78±0.03	10.74±0.29	...	13.19±0.06	12.74±0.06	12.30±0.07	11.78±0.10	...	-0.86	...	-1.22	...	II
691	05 38 44.08	-07 05 31.6	14.42±0.03	13.66±0.04	...	...	14.27±0.06	13.79±0.06	13.34±0.08	12.68±0.19	...	...	...	-1.02	...	II
692	05 37 57.03	-07 06 56.3	15.39±0.06	11.39±0.03	...	4.72±0.04	15.57±0.06	12.69±0.06	11.60±0.06	11.27±0.08	4.18±0.06	...	...	+1.84	+2.19	I
693	05 37 58.74	-07 07 25.1	15.20±0.05	12.24±0.03	9.39±0.06	4.49±0.02	16.08±0.07	13.88±0.06	12.30±0.06	10.82±0.07	4.49±0.06	...	...	+3.13	+2.49	I
694	05 37 15.84	-07 17 50.0	13.66±0.03	12.62±0.03	9.65±0.04	7.38±0.12	13.54±0.06	12.74±0.06	11.94±0.06	10.91±0.06	7.19±0.07	...	...	+0.18	+0.14	Flat
695	05 39 11.85	-07 10 34.6	10.93±0.02	8.27±0.02	6.16±0.02	3.15±0.02	10.16±0.06	8.49±0.06	7.53±0.06	6.59±0.06	3.30±0.06	+2.84	+1.10	+1.15	+0.19	Flat
696	05 39 09.52	-07 09 17.5	11.18±0.02	10.27±0.02	9.15±0.04	7.16±0.12	10.71±0.06	10.45±0.06	9.92±0.06	9.54±0.06	7.28±0.09	-1.84	-1.46	-1.75	-1.32	II

Table 3 continued.

ID	RA (J2000)	DEC (J2000)	W1 (mag)	W2 (mag)	W3 (mag)	W4 (mag)	[3.6] (mag)	[4.5] (mag)	[5.8] (mag)	[8.0] (mag)	[24] (mag)	$\alpha$ 2-8 $\mu\text{m}$	$\alpha$ 2-24 $\mu\text{m}$	$\alpha$ 3.6-8 $\mu\text{m}$	$\alpha$ 3.6-24 $\mu\text{m}$	Class
697	05 39 00.62	-07 06 29.9	11.48±0.02	10.62±0.02	9.02±0.04	6.74±0.08	11.00±0.06	10.58±0.06	10.12±0.06	9.73±0.06	6.53±0.07	-1.64	-1.01	-1.67	-0.83	II
698	05 39 02.57	-07 05 33.7	11.41±0.02	10.65±0.02	9.29±0.06	7.69±0.23	11.41±0.06	10.77±0.06	10.39±0.06	9.79±0.06	7.42±0.08	-1.53	-1.24	-1.25	-1.09	II
699	05 39 07.52	-07 04 40.2	13.24±0.05	12.58±0.05	11.14±0.33	...	12.97±0.06	12.48±0.06	12.26±0.06	11.73±0.09	8.01±0.13	-1.62	-0.79	-1.57	-0.53	II
700	05 39 05.84	-07 10 39.4	13.67±0.03	11.34±0.02	7.13±0.02	2.25±0.02	13.59±0.06	11.93±0.06	10.91±0.06	9.54±0.06	...	...	...	+1.70	...	I
701	05 38 52.01	-07 21 05.8	10.33±0.10	8.87±0.05	5.84±0.03	3.56±0.06	9.57±0.06	8.80±0.06	7.79±0.06	7.03±0.06	...	+0.40	...	+0.03	...	Flat
702	05 38 54.99	-07 11 53.5	10.75±0.02	10.00±0.02	8.16±0.03	6.13±0.06	10.43±0.06	10.09±0.06	9.61±0.06	9.04±0.06	6.24±0.06	-1.51	-1.07	-1.42	-0.92	II
703	05 39 02.97	-07 12 51.9	11.62±0.02	9.45±0.02	6.38±0.02	2.81±0.02	10.72±0.06	9.44±0.06	8.32±0.06	7.56±0.06	2.52±0.06	+1.90	+1.36	+0.79	+0.95	I
704	05 38 45.32	-07 10 55.7	12.50±0.02	10.06±0.02	8.00±0.02	3.71±0.02	11.36±0.06	9.76±0.06	8.92±0.06	8.19±0.06	3.20±0.06	+1.12	+1.00	+0.69	+0.87	I
705	05 38 50.54	-07 20 29.6	...	...	...	...	11.79±0.06	10.95±0.06	10.76±0.06	10.19±0.06	7.42±0.07	-1.00	-0.88	-1.17	-0.88	II
706	05 38 46.35	-07 11 05.0	12.83±0.02	11.98±0.02	11.60±0.36	...	12.75±0.06	12.11±0.06	11.72±0.06	11.41±0.07	...	-1.78	...	-1.54	...	II
707	05 39 20.54	-07 17 31.1	13.02±0.03	12.53±0.03	10.04±0.08	7.39±0.17	12.92±0.06	12.65±0.06	12.40±0.06	11.98±0.10	8.00±0.12	-1.98	-0.87	-1.89	-0.51	TD
708	05 39 00.96	-07 20 22.5	13.74±0.03	11.01±0.02	7.41±0.02	3.80±0.03	13.59±0.06	11.67±0.06	10.51±0.06	8.99±0.06	4.04±0.06	+1.63	+1.44	+2.32	+1.53	I
709	05 38 04.98	-07 16 10.8	9.57±0.02	9.05±0.02	6.97±0.02	5.13±0.03	9.46±0.06	8.96±0.06	8.38±0.06	7.75±0.06	5.15±0.06	-0.80	-0.82	-0.86	-0.84	II
710	05 38 19.18	-07 20 50.6	10.86±0.02	10.09±0.02	7.72±0.02	5.79±0.04	10.62±0.06	10.04±0.06	9.53±0.06	8.70±0.06	5.92±0.06	-0.99	-0.78	-0.73	-0.67	II
711	05 37 57.50	-07 19 55.9	13.34±0.03	13.21±0.04	11.42±0.17	7.97±0.17	13.76±0.06	13.44±0.06	13.35±0.08	12.70±0.15	...	-2.02	...	-1.74	...	II
712	05 37 38.17	-07 28 18.7	16.45±0.10	14.26±0.08	10.28±0.08	8.18±0.31	15.86±0.06	13.93±0.06	12.66±0.06	11.24±0.06	7.74±0.08	...	...	+2.36	+0.79	I
713	05 39 45.83	-07 22 37.4	9.57±0.02	8.68±0.02	7.49±0.02	5.84±0.05	9.40±0.06	8.79±0.06	8.25±0.06	8.01±0.06	5.91±0.06	-1.43	-1.37	-1.50	-1.37	II
714	05 39 48.37	-07 24 14.7	10.25±0.02	9.05±0.02	7.69±0.02	5.19±0.03	9.53±0.06	8.68±0.06	8.28±0.06	7.84±0.06	4.97±0.06	-0.88	-0.81	-1.30	-0.88	II
715	05 39 50.67	-07 23 30.2	9.42±0.02	8.28±0.02	5.41±0.01	2.83±0.02	9.74±0.06	8.67±0.06	7.95±0.06	7.05±0.06	3.05±0.06	-0.71	-0.13	-0.04	+0.19	Flat
716	05 40 13.90	-07 19 25.3	10.26±0.02	9.15±0.02	7.05±0.02	4.15±0.03	10.01±0.06	9.18±0.06	8.66±0.06	8.14±0.06	3.94±0.06	-0.51	-0.10	-0.80	-0.04	Flat
717	05 39 58.92	-07 25 33.5	9.09±0.02	8.07±0.02	6.23±0.02	3.79±0.02	10.17±0.06	9.50±0.06	8.88±0.06	7.81±0.06	4.11±0.06	-1.18	-0.43	-0.37	-0.02	Flat
718	05 39 42.46	-07 23 16.4	10.90±0.02	9.80±0.02	7.45±0.02	5.38±0.04	10.27±0.06	9.44±0.06	9.13±0.06	8.42±0.06	6.10±0.06	-1.07	-1.05	-1.11	-1.05	II
719	05 39 56.55	-07 25 51.6	11.33±0.02	9.63±0.02	7.12±0.02	4.52±0.03	10.30±0.06	9.40±0.06	8.67±0.06	7.94±0.06	4.60±0.06	+0.72	+0.14	-0.16	-0.23	Flat
720	05 39 43.40	-07 20 20.8	10.38±0.02	9.76±0.02	8.06±0.03	5.94±0.05	10.40±0.06	9.83±0.06	9.29±0.06	8.74±0.06	6.32±0.06	-1.12	-1.05	-1.06	-1.01	II
721	05 39 57.90	-07 25 12.9	11.21±0.02	9.64±0.02	7.42±0.02	4.57±0.03	10.60±0.06	9.68±0.06	8.85±0.06	8.24±0.06	4.58±0.06	+0.69	+0.24	-0.13	-0.07	Flat
722	05 39 44.25	-07 20 10.3	11.04±0.02	10.33±0.02	8.40±0.04	6.34±0.08	10.66±0.06	10.29±0.06	9.73±0.06	9.14±0.06	6.50±0.07	-1.30	-1.03	-1.22	-0.93	II
723	05 39 58.13	-07 26 41.3	11.77±0.02	9.71±0.02	8.01±0.03	5.93±0.05	11.10±0.06	9.76±0.06	9.07±0.06	8.60±0.06	5.95±0.06	+1.27	+0.05	-0.07	-0.62	II
724	05 40 16.82	-07 19 06.8	11.29±0.02	10.74±0.02	9.08±0.06	6.98±0.14	11.22±0.06	10.90±0.06	10.50±0.06	10.06±0.06	7.25±0.09	-1.56	-1.12	-1.50	-0.98	II
725	05 40 05.14	-07 25 43.5	11.86±0.02	10.67±0.02	8.83±0.04	6.79±0.10	11.44±0.06	10.84±0.06	10.03±0.06	9.55±0.06	6.80±0.07	+0.08	-0.41	-0.62	-0.71	II
726	05 39 46.96	-07 22 24.1	12.67±0.03	11.79±0.02	10.36±0.08	7.41±0.13	12.21±0.06	11.64±0.06	11.30±0.06	10.81±0.07	7.47±0.09	-1.43	-0.86	-1.47	-0.68	II
727	05 39 55.44	-07 24 19.3	13.70±0.07	12.21±0.07	9.34±0.08	6.38±0.08	12.76±0.06	11.32±0.06	10.41±0.06	9.69±0.06	6.08±0.06	+0.56	+0.23	+0.62	+0.14	Flat
728	05 40 19.42	-07 13 58.8	11.64±0.02	11.32±0.02	6.92±0.02	4.96±0.03	13.16±0.06	12.86±0.06	11.11±0.06	9.25±0.06	5.40±0.06	+0.07	+0.46	+1.84	+0.96	I
729	05 39 48.58	-07 19 04.9	13.47±0.03	12.61±0.03	9.94±0.09	7.35±0.13	13.33±0.06	12.55±0.06	12.32±0.06	11.59±0.08	8.26±0.15	-0.94	-0.60	-0.99	-0.51	II
730	05 39 35.44	-07 19 26.3	13.67±0.03	12.71±0.03	10.43±0.25	7.81±0.24	13.37±0.06	12.78±0.06	12.16±0.06	11.57±0.08	8.99±0.27	-1.07	-0.94	-0.88	-0.86	II
731	05 39 45.12	-07 19 13.2	15.06±0.04	13.43±0.04	9.83±0.06	6.91±0.10	14.31±0.06	13.15±0.06	12.24±0.06	10.54±0.06	6.62±0.07	...	...	+1.42	+0.77	I
732	05 40 14.79	-07 23 28.4	...	...	...	...	15.13±0.06	15.41±0.06	12.02±0.06	12.10±0.12	...	...	...	+1.46	...	I
733	05 39 58.13	-07 26 13.0	15.74±0.06	13.69±0.04	...	...	15.20±0.06	13.87±0.06	13.13±0.08	12.54±0.10	...	...	...	+0.14	...	Flat
734	05 40 02.08	-07 19 27.0	...	...	...	...	15.86±0.07	16.23±0.07	13.15±0.08	12.93±0.20	...	...	...	+1.27	...	I
735	05 39 19.63	-07 26 19.0	8.76±0.02	6.97±0.02	4.91±0.01	0.64±0.01	8.97±0.06	7.93±0.06	6.92±0.06	6.44±0.06	2.19±0.06	+0.64	+0.45	+0.03	+0.25	Flat
736	05 39 54.75	-07 27 44.1	10.08±0.02	8.46±0.02	6.81±0.02	4.44±0.02	9.63±0.06	8.59±0.06	8.05±0.06	7.63±0.06	4.78±0.06	+0.42	-0.26	-0.62	-0.70	II
737	05 39 18.09	-07 26 11.1	10.86±0.02	9.76±0.02	8.32±0.02	...	10.69±0.06	10.04±0.06	9.59±0.06	8.96±0.06	...	-1.47	...	-1.19	...	II
738	05 39 34.30	-07 26 11.0	11.39±0.02	9.95±0.02	7.17±0.02	4.49±0.03	10.89±0.06	9.50±0.06	8.76±0.06	7.73±0.06	4.38±0.06	+0.11	-0.01	+0.34	+0.01	Flat
739	05 39 35.49	-07 26 16.3	11.33±0.02	10.53±0.02	9.32±0.05	8.21±0.25	10.96±0.06	10.59±0.06	10.23±0.06	9.79±0.06	8.21±0.14	-1.95	-1.77	-1.76	-1.67	II
740	05 39 32.33	-07 22 24.4	10.83±0.02	10.14±0.02	8.00±0.03	5.76±0.05	11.02±0.06	10.04±0.06	9.68±0.06	8.91±0.06	5.75±0.06	-0.64	-0.51	-0.59	-0.46	II
741	05 39 38.51	-07 24 16.7	12.06±0.03	11.45±0.03	9.67±0.07	7.16±0.14	11.67±0.06	11.75±0.06	11.02±0.06	10.92±0.07	...	-2.00	...	-1.99	...	II
742	05 39 15.09	-07 26 59.8	12.13±0.02	11.25±0.02	9.34±0.04	6.88±0.08	11.91±0.06	11.27±0.06	10.87±0.06	9.88±0.06	6.75±0.07	-0.84	-0.56	-0.65	-0.43	II
743	05 39 38.39	-07 24 23.7	12.47±0.03	11.67±0.03	9.32±0.06	6.84±0.11	12.09±0.06	11.87±0.06	11.06±0.06	10.74±0.07	6.97±0.07	-1.46	-0.70	-1.31	-0.43	II
744	05 39 27.07	-07 26 13.3	12.47±0.02	11.73±0.02	10.21±0.08	7.67±0.17	12.32±0.06	11.89±0.06	11.42±0.06	10.92±0.07	8.12±0.13	-1.54	-1.10	-1.37	-0.92	II
745	05 39 19.97	-07 26 11.2	...	...	...	...	12.43±0.06	10.24±0.06	9.16±0.06	8.84±0.06	1.57±0.06	...	...	+1.15	+2.08	I
746	05 39 49.10	-07 26 17.0	13.46±0.03	11.63±0.02	9.80±0.06	6.61±0.06	12.61±0.06	11.58±0.06	10.79±0.06	10.41±0.06	7.11±0.08	...	...	-0.32	-0.37	II
747	05 39 40.50	-07 26 03.2	13.25±0.03	11.95±0.02	10.32±0.10	...	12.68±0.06	11.97±0.06	11.34±0.06	10.75±0.07	8.22±0.14	-0.17	-0.59	-0.63	-0.82	II
748	05 39 27.34	-07 25 53.4	13.45±0.03	12.41±0.03	10.93±0.14	...	13.16±0.06	12.86±0.06	12.53±0.06	11.95±0.10	8.55±0.18	-1.23	-0.74	-1.45	-0.64	II
749	05 39 28.33	-07 24 15.4	13.79±0.03	13.14±0.03	11.41±0.27	...	13.47±0.06	12.98±0.06	12.61±0.07	11.86±0.09	...	-1.03	...	-1.03	...	II
750	05 39 15.21	-07 19 32.7	14.29±0.07	13.28±0.06	10.59±0.16	8.21±0.47	13.96±0.06	13.08±0.06	12.44±0.07	11.57±0.09	7.66±0.10	...	...	-0.14	+0.10	Flat
751	05 39 33.31	-07 22 57.4	14.92±0.04	12.41±0.03	...	6.32±0.07	14.54±0.06	12.63±0.06	11.62±0.06	10.74±0.07	6.12±0.06	...	...	+1.39	+0.93	I
752	05 37 55.41	-07 39 29.5	12.32±0.02	11.45±0.02	9.09±0.03	6.90±0.10	12.08±0.06	11.30±0.06	10.93±0.06	10.01±0.06	7.35±0.07	-0.71	-0.71	-0.64	-0.69	II
753	05 38 24.90	-07 44 36.7	14.12±0.03	13.54±0.04	...	...	14.01±0.06	13.54±0.06	13.31±0.07	12.61±0.08	...	-1.39	...	-1.31	...	II
754	05 40 44.67	-07 29 54.1	9.51±0.02	8.39±0.02	5.76±0.02	3.63±0.02	9.00±0.06	7.97±0.06	7.46±0.06	6.58±0.06	3.56±0.06	-0.04	-0.28	-0.22	-0.39</	

Table 3 continued.

ID	RA (J2000)	DEC (J2000)	W1 (mag)	W2 (mag)	W3 (mag)	W4 (mag)	[3.6] (mag)	[4.5] (mag)	[5.8] (mag)	[8.0] (mag)	[24] (mag)	$\alpha$ 2-8 $\mu\text{m}$	$\alpha$ 2-24 $\mu\text{m}$	$\alpha$ 3.6-8 $\mu\text{m}$	$\alpha$ 3.6-24 $\mu\text{m}$	Class
755	05 40 10.35	-07 27 38.1	9.17 $\pm$ 0.02	8.48 $\pm$ 0.02	5.62 $\pm$ 0.01	3.07 $\pm$ 0.02	9.15 $\pm$ 0.06	8.54 $\pm$ 0.06	7.91 $\pm$ 0.06	6.74 $\pm$ 0.06	3.05 $\pm$ 0.06	-0.96	-0.32	-0.28	+0.02	Flat
756	05 40 15.31	-07 28 46.7	9.50 $\pm$ 0.02	8.63 $\pm$ 0.02	6.25 $\pm$ 0.02	4.22 $\pm$ 0.04	9.94 $\pm$ 0.06	9.21 $\pm$ 0.06	8.49 $\pm$ 0.06	7.25 $\pm$ 0.06	4.11 $\pm$ 0.06	-0.29	-0.23	+0.09	-0.13	Flat
757	05 40 31.29	-07 37 01.1	10.34 $\pm$ 0.02	9.48 $\pm$ 0.02	7.39 $\pm$ 0.02	5.28 $\pm$ 0.03	10.21 $\pm$ 0.06	9.60 $\pm$ 0.06	9.23 $\pm$ 0.06	8.30 $\pm$ 0.06	5.05 $\pm$ 0.06	-1.34	-0.74	-0.93	-0.47	II
758	05 40 13.77	-07 32 15.7	9.98 $\pm$ 0.02	9.07 $\pm$ 0.02	6.31 $\pm$ 0.01	3.49 $\pm$ 0.02	10.29 $\pm$ 0.06	9.70 $\pm$ 0.06	8.88 $\pm$ 0.06	7.78 $\pm$ 0.06	2.99 $\pm$ 0.06	-0.57	+0.27	-0.01	+0.65	I
759	05 40 07.98	-07 27 40.8	11.41 $\pm$ 0.03	10.04 $\pm$ 0.02	7.60 $\pm$ 0.02	5.47 $\pm$ 0.04	10.92 $\pm$ 0.06	10.13 $\pm$ 0.06	9.25 $\pm$ 0.06	8.36 $\pm$ 0.06	5.53 $\pm$ 0.06	+0.30	-0.17	+0.12	-0.36	II
760	05 40 11.57	-07 30 41.0	11.36 $\pm$ 0.02	10.74 $\pm$ 0.02	8.92 $\pm$ 0.03	6.94 $\pm$ 0.10	10.95 $\pm$ 0.06	10.66 $\pm$ 0.06	10.14 $\pm$ 0.06	9.50 $\pm$ 0.06	6.83 $\pm$ 0.07	-1.28	-1.00	-1.21	-0.90	II
761	05 40 12.23	-07 27 02.4	11.56 $\pm$ 0.02	10.74 $\pm$ 0.02	8.80 $\pm$ 0.06	7.04 $\pm$ 0.14	11.54 $\pm$ 0.06	10.76 $\pm$ 0.06	10.35 $\pm$ 0.06	9.54 $\pm$ 0.06	6.65 $\pm$ 0.07	-0.91	-0.72	-0.67	-0.61	II
762	05 40 08.79	-07 27 27.7	12.49 $\pm$ 0.03	10.60 $\pm$ 0.02	7.63 $\pm$ 0.02	4.02 $\pm$ 0.02	12.07 $\pm$ 0.06	10.76 $\pm$ 0.06	9.77 $\pm$ 0.06	8.83 $\pm$ 0.06	3.96 $\pm$ 0.06	+1.02	+0.96	+0.84	+0.91	I
763	05 40 43.97	-07 22 42.4	13.97 $\pm$ 0.03	12.57 $\pm$ 0.03	9.63 $\pm$ 0.07	6.57 $\pm$ 0.07	13.60 $\pm$ 0.06	12.28 $\pm$ 0.06	11.54 $\pm$ 0.06	10.64 $\pm$ 0.07	7.20 $\pm$ 0.08	...	...	+0.47	+0.05	Flat
764	05 40 54.25	-07 31 48.2	13.75 $\pm$ 0.03	13.08 $\pm$ 0.03	11.20 $\pm$ 0.19	7.79 $\pm$ 0.17	13.66 $\pm$ 0.06	13.11 $\pm$ 0.06	12.89 $\pm$ 0.07	12.37 $\pm$ 0.10	...	-1.58	...	-1.50	...	II
765	05 40 05.88	-07 29 32.9	15.46 $\pm$ 0.05	14.16 $\pm$ 0.05	9.83 $\pm$ 0.06	6.93 $\pm$ 0.08	15.07 $\pm$ 0.06	14.40 $\pm$ 0.06	13.26 $\pm$ 0.08	10.58 $\pm$ 0.07	6.84 $\pm$ 0.07	...	...	+2.34	+1.20	I
766	05 39 59.27	-07 37 33.0	8.53 $\pm$ 0.02	8.10 $\pm$ 0.02	4.74 $\pm$ 0.01	2.45 $\pm$ 0.02	8.56 $\pm$ 0.06	8.17 $\pm$ 0.06	7.66 $\pm$ 0.06	5.95 $\pm$ 0.06	...	-0.68	-0.68	+0.13	+0.13	Flat
767	05 39 54.99	-07 30 19.8	11.50 $\pm$ 0.02	9.24 $\pm$ 0.02	7.15 $\pm$ 0.02	2.61 $\pm$ 0.03	10.71 $\pm$ 0.06	9.23 $\pm$ 0.06	8.26 $\pm$ 0.06	7.71 $\pm$ 0.06	...	+1.85	...	+0.54	...	I
768	05 39 58.74	-07 31 12.1	12.20 $\pm$ 0.03	10.37 $\pm$ 0.02	8.59 $\pm$ 0.03	4.23 $\pm$ 0.02	11.65 $\pm$ 0.06	10.41 $\pm$ 0.06	9.82 $\pm$ 0.06	9.22 $\pm$ 0.06	4.41 $\pm$ 0.06	+0.83	+0.73	-0.15	+0.48	I
769	05 39 57.96	-07 28 57.5	12.73 $\pm$ 0.02	10.97 $\pm$ 0.02	8.55 $\pm$ 0.03	5.41 $\pm$ 0.04	12.13 $\pm$ 0.06	11.06 $\pm$ 0.06	10.49 $\pm$ 0.06	9.68 $\pm$ 0.06	5.62 $\pm$ 0.06	+0.67	+0.41	-0.11	+0.16	Flat
770	05 39 55.05	-07 29 36.6	12.68 $\pm$ 0.03	11.41 $\pm$ 0.02	9.42 $\pm$ 0.07	4.86 $\pm$ 0.03	12.34 $\pm$ 0.06	11.43 $\pm$ 0.06	11.03 $\pm$ 0.06	10.24 $\pm$ 0.06	5.74 $\pm$ 0.06	-0.42	+0.11	-0.53	+0.25	Flat
771	05 39 55.93	-07 30 27.7	12.04 $\pm$ 0.02	8.84 $\pm$ 0.02	5.21 $\pm$ 0.02	-0.71 $\pm$ 0.01	12.38 $\pm$ 0.06	10.44 $\pm$ 0.06	9.57 $\pm$ 0.06	9.09 $\pm$ 0.06	0.58 $\pm$ 0.06	...	...	+0.79	+2.62	I
772	05 39 56.74	-07 30 05.6	13.02 $\pm$ 0.03	11.35 $\pm$ 0.02	8.25 $\pm$ 0.03	3.29 $\pm$ 0.03	12.56 $\pm$ 0.06	11.57 $\pm$ 0.06	10.52 $\pm$ 0.06	9.48 $\pm$ 0.06	...	+0.83	...	+0.72	...	I
773	05 40 26.09	-07 37 32.0	14.81 $\pm$ 0.04	11.50 $\pm$ 0.02	7.71 $\pm$ 0.02	3.46 $\pm$ 0.02	14.01 $\pm$ 0.06	12.12 $\pm$ 0.06	10.75 $\pm$ 0.06	9.52 $\pm$ 0.06	3.27 $\pm$ 0.06	...	...	+2.26	+2.12	I
774	05 39 56.39	-07 30 26.9	...	...	...	...	14.55 $\pm$ 0.06	11.78 $\pm$ 0.06	10.57 $\pm$ 0.06	10.27 $\pm$ 0.06	...	...	...	+1.86	...	I
775	05 38 47.85	-07 44 32.9	9.96 $\pm$ 0.02	9.33 $\pm$ 0.02	7.66 $\pm$ 0.02	6.09 $\pm$ 0.05	9.71 $\pm$ 0.06	9.27 $\pm$ 0.06	8.89 $\pm$ 0.06	8.30 $\pm$ 0.06	5.84 $\pm$ 0.06	-1.17	-1.06	-1.29	-1.06	II
776	05 38 28.43	-07 50 00.7	14.16 $\pm$ 0.04	13.55 $\pm$ 0.04	12.12 $\pm$ 0.51	...	13.66 $\pm$ 0.06	13.33 $\pm$ 0.06	12.94 $\pm$ 0.08	12.27 $\pm$ 0.08	...	-1.17	...	-1.26	...	II
777	05 38 54.49	-07 55 33.0	13.80 $\pm$ 0.04	13.34 $\pm$ 0.04	9.82 $\pm$ 0.08	...	14.06 $\pm$ 0.06	13.73 $\pm$ 0.06	13.19 $\pm$ 0.07	10.58 $\pm$ 0.07	7.93 $\pm$ 0.08	-0.23	-0.10	+1.10	+0.22	Flat
778	05 38 55.30	-07 53 42.7	...	...	...	...	15.58 $\pm$ 0.07	14.78 $\pm$ 0.06	14.48 $\pm$ 0.12	12.40 $\pm$ 0.08	9.00 $\pm$ 0.13	...	...	+0.66	+0.33	I
779	05 40 35.67	-07 39 46.6	11.16 $\pm$ 0.02	10.40 $\pm$ 0.02	8.34 $\pm$ 0.03	6.29 $\pm$ 0.05	10.84 $\pm$ 0.06	10.34 $\pm$ 0.06	10.01 $\pm$ 0.06	9.34 $\pm$ 0.06	6.28 $\pm$ 0.06	-1.59	-0.99	-1.35	-0.75	II
780	05 40 37.38	-07 39 36.3	11.47 $\pm$ 0.02	10.66 $\pm$ 0.02	9.00 $\pm$ 0.04	6.69 $\pm$ 0.07	11.39 $\pm$ 0.06	10.64 $\pm$ 0.06	10.44 $\pm$ 0.06	9.80 $\pm$ 0.06	6.77 $\pm$ 0.06	...	...	-1.12	-0.72	II
781	05 40 59.83	-07 43 14.3	13.30 $\pm$ 0.03	12.83 $\pm$ 0.03	11.09 $\pm$ 0.26	7.59 $\pm$ 0.15	13.16 $\pm$ 0.06	12.85 $\pm$ 0.06	12.71 $\pm$ 0.06	11.92 $\pm$ 0.08	9.12 $\pm$ 0.21	-1.65	-1.12	-1.49	-0.92	TD
782	05 40 33.19	-07 37 43.8	15.00 $\pm$ 0.05	13.52 $\pm$ 0.04	...	...	14.08 $\pm$ 0.06	13.46 $\pm$ 0.06	12.94 $\pm$ 0.07	12.51 $\pm$ 0.11	9.14 $\pm$ 0.21	...	...	-1.04	-0.56	II
783	05 41 30.07	-07 40 43.6	14.39 $\pm$ 0.03	13.21 $\pm$ 0.03	10.71 $\pm$ 0.11	8.17 $\pm$ 0.24	14.41 $\pm$ 0.06	13.55 $\pm$ 0.06	12.43 $\pm$ 0.06	11.86 $\pm$ 0.07	8.25 $\pm$ 0.11	...	...	+0.17	0.01	Flat
784	05 40 17.18	-07 49 14.4	9.65 $\pm$ 0.02	8.84 $\pm$ 0.02	6.34 $\pm$ 0.02	3.75 $\pm$ 0.02	8.72 $\pm$ 0.06	8.66 $\pm$ 0.06	7.88 $\pm$ 0.06	7.63 $\pm$ 0.06	4.00 $\pm$ 0.06	-1.43	-0.77	-1.56	-0.59	II
785	05 40 20.72	-07 54 59.7	10.14 $\pm$ 0.02	8.27 $\pm$ 0.02	5.05 $\pm$ 0.01	2.79 $\pm$ 0.02	9.10 $\pm$ 0.06	7.92 $\pm$ 0.06	7.36 $\pm$ 0.06	6.44 $\pm$ 0.06	2.92 $\pm$ 0.06	-0.16	-0.11	-0.02	-0.06	Flat
786	05 40 44.18	-07 45 09.5	9.71 $\pm$ 0.02	9.05 $\pm$ 0.02	7.65 $\pm$ 0.02	5.37 $\pm$ 0.03	9.36 $\pm$ 0.06	8.95 $\pm$ 0.06	8.50 $\pm$ 0.06	8.24 $\pm$ 0.06	5.74 $\pm$ 0.06	-1.43	-1.23	-1.68	-1.22	II
787	05 40 38.47	-07 47 46.8	10.28 $\pm$ 0.02	9.25 $\pm$ 0.02	7.64 $\pm$ 0.02	5.68 $\pm$ 0.03	9.66 $\pm$ 0.06	8.89 $\pm$ 0.06	8.63 $\pm$ 0.06	8.08 $\pm$ 0.06	5.47 $\pm$ 0.06	-1.29	-1.07	-1.48	-1.05	II
788	05 40 43.58	-07 48 47.6	10.36 $\pm$ 0.02	8.98 $\pm$ 0.02	7.40 $\pm$ 0.02	5.49 $\pm$ 0.03	9.94 $\pm$ 0.06	9.02 $\pm$ 0.06	8.65 $\pm$ 0.06	8.00 $\pm$ 0.06	5.46 $\pm$ 0.06	-0.04	-0.54	-0.71	-0.84	II
789	05 40 20.91	-07 56 24.5	9.97 $\pm$ 0.03	8.14 $\pm$ 0.02	4.98 $\pm$ 0.02	2.11 $\pm$ 0.02	10.16 $\pm$ 0.06	8.49 $\pm$ 0.06	7.64 $\pm$ 0.06	6.22 $\pm$ 0.06	1.97 $\pm$ 0.06	+1.69	+1.11	+1.53	+0.90	I
790	05 40 20.30	-07 56 24.6	10.12 $\pm$ 0.02	9.10 $\pm$ 0.02	7.01 $\pm$ 0.02	5.48 $\pm$ 0.07	10.21 $\pm$ 0.06	9.52 $\pm$ 0.06	9.22 $\pm$ 0.06	7.53 $\pm$ 0.06	...	-0.94	...	-0.07	...	Flat
791	05 40 24.64	-07 43 07.9	11.08 $\pm$ 0.02	9.14 $\pm$ 0.02	6.83 $\pm$ 0.02	3.57 $\pm$ 0.02	10.31 $\pm$ 0.06	9.14 $\pm$ 0.06	8.33 $\pm$ 0.06	7.63 $\pm$ 0.06	3.26 $\pm$ 0.06	+0.95	+0.65	+0.19	+0.40	I
792	05 40 58.91	-07 48 02.1	10.46 $\pm$ 0.02	9.57 $\pm$ 0.02	7.59 $\pm$ 0.02	5.63 $\pm$ 0.04	10.58 $\pm$ 0.06	9.97 $\pm$ 0.06	9.45 $\pm$ 0.06	8.74 $\pm$ 0.06	6.06 $\pm$ 0.06	-0.51	-0.66	-0.78	-0.76	II
793	05 40 18.48	-07 49 06.5	11.47 $\pm$ 0.02	10.59 $\pm$ 0.02	8.75 $\pm$ 0.03	6.25 $\pm$ 0.05	11.07 $\pm$ 0.06	11.12 $\pm$ 0.06	10.08 $\pm$ 0.06	9.90 $\pm$ 0.06	6.58 $\pm$ 0.06	-1.33	-0.84	-1.39	-0.70	II
794	05 40 14.97	-07 48 48.6	11.77 $\pm$ 0.02	9.68 $\pm$ 0.02	5.57 $\pm$ 0.02	1.69 $\pm$ 0.02	11.09 $\pm$ 0.06	9.74 $\pm$ 0.06	8.55 $\pm$ 0.06	7.60 $\pm$ 0.06	1.57 $\pm$ 0.06	+1.55	+1.66	+1.17	+1.61	I
795	05 40 44.39	-07 44 16.5	12.13 $\pm$ 0.02	11.13 $\pm$ 0.02	8.25 $\pm$ 0.03	6.13 $\pm$ 0.06	11.59 $\pm$ 0.06	11.05 $\pm$ 0.06	10.38 $\pm$ 0.06	9.73 $\pm$ 0.06	6.21 $\pm$ 0.06	-1.08	-0.56	-0.83	-0.35	II
796	05 40 44.25	-07 44 43.2	12.09 $\pm$ 0.02	11.32 $\pm$ 0.02	9.19 $\pm$ 0.03	6.97 $\pm$ 0.09	11.71 $\pm$ 0.06	11.42 $\pm$ 0.06	10.80 $\pm$ 0.06	10.14 $\pm$ 0.06	7.07 $\pm$ 0.07	-1.41	-0.89	-1.15	-0.67	II
797	05 40 38.52	-07 49 08.8	12.38 $\pm$ 0.02	11.55 $\pm$ 0.02	9.70 $\pm$ 0.05	7.60 $\pm$ 0.13	11.96 $\pm$ 0.06	11.40 $\pm$ 0.06	10.94 $\pm$ 0.06	10.38 $\pm$ 0.06	7.81 $\pm$ 0.08	-0.77	-0.85	-1.04	-0.94	II
798	05 40 27.84	-07 39 49.6	12.59 $\pm$ 0.03	11.65 $\pm$ 0.02	10.15 $\pm$ 0.07	8.21 $\pm$ 0.26	12.09 $\pm$ 0.06	11.75 $\pm$ 0.06	11.34 $\pm$ 0.06	10.88 $\pm$ 0.06	8.49 $\pm$ 0.13	-1.63	-1.32	-1.69	-1.23	II
799	05 40 42.93	-07 45 01.8	12.74 $\pm$ 0.03	11.53 $\pm$ 0.02	8.02 $\pm$ 0.02	4.88 $\pm$ 0.03	12.29 $\pm$ 0.06	11.43 $\pm$ 0.06	10.52 $\pm$ 0.06	9.28 $\pm$ 0.06	4.49 $\pm$ 0.06	+0.86	+0.91	+0.62	+0.87	I
800	05 40 23.60	-07 40 25.1	13.54 $\pm$ 0.03	12.51 $\pm$ 0.03	10.78 $\pm$ 0.13	8.36 $\pm$ 0.27	13.11 $\pm$ 0.06	12.66 $\pm$ 0.06	12.27 $\pm$ 0.06	11.75 $\pm$ 0.07	8.31 $\pm$ 0.11	-1.01	-0.64	-1.29	-0.58	II
801	05 40 41.24	-07														



Table 3 continued.

ID	RA (J2000)	DEC (J2000)	W1 (mag)	W2 (mag)	W3 (mag)	W4 (mag)	[3.6] (mag)	[4.5] (mag)	[5.8] (mag)	[8.0] (mag)	[24] (mag)	$\alpha$ 2-8 $\mu$ m	$\alpha$ 2-24 $\mu$ m	$\alpha$ 3.6-8 $\mu$ m	$\alpha$ 3.6-24 $\mu$ m	Class
813	05 41 19.66	-07 50 40.9	11.17±0.02	9.37±0.02	6.19±0.01	2.91±0.02	11.00±0.06	10.04±0.06	8.85±0.06	7.49±0.06	2.73±0.06	+1.58	+1.26	+1.24	+1.08	I
814	05 41 22.69	-07 49 15.8	11.30±0.02	10.25±0.02	8.64±0.03	6.18±0.05	11.05±0.06	10.39±0.06	9.90±0.06	9.34±0.06	6.18±0.06	-1.32	-0.84	-1.19	-0.66	II
815	05 41 20.35	-07 53 10.7	11.58±0.02	10.35±0.02	7.74±0.02	5.06±0.03	11.19±0.06	10.48±0.06	9.71±0.06	8.99±0.06	5.29±0.06	-0.70	-0.30	-0.55	-0.15	Flat
816	05 41 21.75	-07 53 16.2	11.78±0.02	10.97±0.02	8.94±0.03	6.05±0.04	11.22±0.06	10.94±0.06	10.27±0.06	10.00±0.06	6.46±0.06	-1.88	-0.99	-1.73	-0.68	II
817	05 42 04.33	-07 52 23.7	11.72±0.02	11.28±0.02	9.83±0.05	8.32±0.26	11.37±0.06	11.37±0.06	10.92±0.06	10.58±0.07	7.91±0.08	-1.72	-1.28	-1.86	-1.17	II
818	05 41 45.59	-07 55 50.0	11.84±0.02	11.12±0.02	8.69±0.03	6.92±0.07	11.69±0.06	11.01±0.06	10.75±0.06	9.79±0.06	7.07±0.07	-0.93	-0.78	-0.76	-0.70	II
819	05 41 19.45	-07 53 47.8	12.46±0.03	11.37±0.03	10.04±0.06	7.90±0.17	11.89±0.06	11.35±0.06	10.84±0.06	10.44±0.06	8.33±0.12	-1.37	-1.31	-1.46	-1.31	II
820	05 41 23.69	-07 53 46.7	...	...	...	...	12.05±0.06	9.81±0.06	8.43±0.06	7.57±0.06	...	...	...	+2.19	...	I
821	05 41 28.02	-07 49 22.1	12.30±0.02	11.31±0.02	9.30±0.04	6.61±0.07	12.11±0.06	11.18±0.06	10.61±0.06	9.96±0.06	6.70±0.06	-0.11	-0.26	-0.43	-0.38	II
822	05 41 19.09	-07 53 37.5	12.82±0.03	11.68±0.02	10.04±0.06	8.04±0.18	12.27±0.06	11.55±0.06	11.07±0.06	10.53±0.06	7.92±0.10	-0.50	-0.72	-0.88	-0.87	II
823	05 41 16.71	-07 51 17.7	12.37±0.02	11.82±0.02	10.75±0.11	8.52±0.30	12.30±0.06	11.87±0.06	11.60±0.06	11.10±0.06	8.80±0.16	-1.60	-1.34	-1.51	-1.24	II
824	05 41 26.45	-07 55 42.0	12.86±0.03	11.95±0.02	9.78±0.04	7.01±0.08	12.61±0.06	11.98±0.06	11.52±0.06	10.92±0.06	7.34±0.07	-0.74	-0.43	-0.93	-0.38	II
825	05 41 25.47	-07 55 18.8	14.74±0.04	12.53±0.03	9.67±0.04	...	14.14±0.06	12.94±0.06	12.04±0.06	11.17±0.06	...	...	...	+0.54	...	I
826	05 40 49.92	-08 06 08.3	9.47±0.03	7.90±0.02	5.89±0.02	2.75±0.02	8.88±0.06	7.89±0.06	7.13±0.06	6.57±0.06	2.83±0.06	+0.59	+0.21	-0.20	-0.08	Flat
827	05 41 22.12	-07 58 02.8	9.11±0.02	7.45±0.02	4.98±0.01	2.60±0.02	9.06±0.06	8.03±0.06	6.56±0.06	5.77±0.06	2.42±0.06	-0.42	-0.20	+0.58	+0.08	Flat
828	05 40 50.57	-08 05 48.7	9.93±0.02	8.31±0.02	5.94±0.01	3.66±0.02	9.35±0.06	8.49±0.06	7.77±0.06	7.08±0.06	3.73±0.06	+0.46	+0.03	-0.25	-0.25	Flat
829	05 41 18.90	-07 55 28.9	10.19±0.02	8.39±0.02	6.02±0.01	2.53±0.01	10.24±0.06	9.00±0.06	8.03±0.06	7.29±0.06	2.69±0.06	+1.17	+0.86	+0.52	+0.63	I
830	05 40 27.82	-07 55 36.2	10.49±0.02	9.67±0.02	7.53±0.02	5.34±0.03	10.61±0.06	9.85±0.06	9.33±0.06	8.57±0.06	5.50±0.06	-1.08	-0.72	-0.69	-0.52	II
831	05 41 19.91	-07 55 46.6	11.53±0.02	9.67±0.02	7.53±0.02	4.75±0.02	10.69±0.06	9.63±0.06	9.02±0.06	8.41±0.06	4.67±0.06	+1.44	+0.55	-0.29	-0.10	Flat
832	05 41 22.88	-07 58 55.7	11.97±0.02	10.13±0.02	7.95±0.02	4.77±0.03	10.95±0.06	9.87±0.06	9.09±0.06	8.52±0.06	4.59±0.06	+1.23	+0.56	-0.08	+0.06	Flat
833	05 40 50.04	-08 05 55.2	...	...	...	...	11.71±0.06	10.81±0.06	9.89±0.06	9.49±0.06	...	+0.78	...	-0.26	...	Flat
834	05 40 49.40	-07 57 38.0	12.56±0.05	11.51±0.04	8.52±0.03	6.41±0.08	11.91±0.06	11.14±0.06	10.52±0.06	9.57±0.06	6.28±0.06	+0.57	+0.09	-0.19	-0.22	Flat
835	05 40 49.93	-08 05 58.7	...	...	...	...	12.02±0.06	10.76±0.06	9.80±0.06	9.35±0.06	...	+1.19	...	+0.21	...	Flat
836	05 40 38.36	-08 00 35.9	12.58±0.02	10.18±0.02	7.51±0.02	3.62±0.03	12.23±0.06	10.39±0.06	9.62±0.06	8.60±0.06	3.40±0.06	+1.59	+1.34	+1.16	+1.17	I
837	05 40 52.86	-08 05 48.7	13.14±0.03	11.39±0.02	10.03±0.08	7.07±0.11	12.36±0.06	11.33±0.06	10.75±0.06	10.19±0.06	6.78±0.06	+0.38	-0.02	-0.42	-0.32	II
838	05 40 59.13	-08 00 14.1	12.37±0.02	10.90±0.02	7.81±0.02	5.44±0.05	12.52±0.06	11.70±0.06	11.13±0.06	10.54±0.06	5.85±0.06	+0.23	+0.41	-0.60	+0.29	Flat
839	05 40 53.66	-08 04 23.3	13.31±0.03	12.48±0.03	10.80±0.11	...	13.25±0.06	12.52±0.06	11.88±0.06	11.34±0.07	8.50±0.12	-0.93	-0.78	-0.76	-0.70	II
840	05 40 40.56	-07 54 39.8	15.50±0.05	13.08±0.03	9.29±0.04	4.94±0.03	13.96±0.06	12.43±0.06	11.52±0.06	10.34±0.06	4.49±0.06	...	...	+1.21	+1.57	I
841	05 41 11.83	-07 53 36.0	14.61±0.03	12.48±0.03	9.64±0.04	6.84±0.07	14.12±0.06	12.73±0.06	11.56±0.06	10.82±0.06	7.23±0.07	...	...	+0.95	+0.26	Flat
842	05 41 21.02	-07 57 06.0	14.90±0.04	13.24±0.03	11.32±0.18	7.94±0.17	14.31±0.06	13.30±0.06	12.73±0.06	12.04±0.08	8.28±0.08	...	...	-0.30	-0.08	Flat
843	05 40 44.17	-08 07 34.9	9.34±0.02	8.64±0.02	6.56±0.02	4.36±0.02	9.34±0.06	8.92±0.06	8.46±0.06	7.68±0.06	4.63±0.06	-1.13	-0.77	-1.08	-0.64	II
844	05 40 25.52	-08 11 21.9	...	...	...	...	13.69±0.06	13.38±0.06	13.16±0.07	12.06±0.07	...	-1.05	...	-1.11	...	II
845	05 40 25.37	-07 58 32.9	13.83±0.04	13.24±0.05	10.87±0.14	...	13.70±0.06	13.19±0.06	12.90±0.06	12.39±0.08	...	-1.51	...	-1.45	...	II
846	05 40 45.28	-08 06 42.3	13.93±0.03	12.59±0.03	11.43±0.19	6.70±0.06	14.54±0.06	13.33±0.06	12.76±0.06	12.29±0.07	6.45±0.06	...	...	-0.36	+0.91	I
847	05 39 35.43	-08 08 24.9	...	...	...	...	13.31±0.06	12.99±0.06	12.57±0.07	12.40±0.18	...	-2.17	...	-1.79	...	II
848	05 42 02.96	-07 56 20.7	10.54±0.02	10.44±0.02	7.22±0.02	4.32±0.02	9.91±0.06	9.42±0.06	9.13±0.06	8.46±0.06	4.87±0.06	-1.52	-0.76	-1.26	-0.46	II
849	05 41 44.81	-07 58 15.2	11.29±0.02	10.37±0.02	8.79±0.03	6.73±0.07	10.82±0.06	10.38±0.06	9.97±0.06	9.26±0.06	6.77±0.06	-1.55	-1.18	-1.36	-1.02	II
850	05 42 27.56	-08 05 26.0	12.66±0.03	12.06±0.03	8.71±0.03	7.13±0.09	12.88±0.06	12.59±0.06	12.26±0.12	11.90±0.10	8.38±0.13	-1.99	-1.05	-1.76	-0.72	TD
851	05 42 10.24	-08 07 49.2	12.61±0.03	12.06±0.03	7.42±0.04	5.39±0.04	13.04±0.06	12.74±0.06	12.54±0.10	12.19±0.22	...	-1.88	...	-1.92	...	II
852	05 41 49.95	-08 01 26.3	13.75±0.03	11.22±0.02	6.54±0.01	2.11±0.02	13.69±0.06	11.97±0.06	11.23±0.06	9.95±0.06	2.27±0.06	...	...	+1.28	+2.52	I
853	05 41 30.21	-08 03 41.4	8.79±0.02	7.09±0.02	4.65±0.02	1.76±0.02	7.96±0.06	6.91±0.06	6.13±0.06	5.35±0.06	1.77±0.06	+1.00	+0.37	+0.12	-0.01	Flat
854	05 41 30.33	-08 04 42.2	...	...	...	...	11.09±0.06	10.50±0.06	10.10±0.06	9.46±0.06	...	-1.52	...	-1.14	...	II
855	05 41 28.91	-08 04 13.2	11.21±0.02	10.41±0.02	9.18±0.06	6.83±0.08	11.30±0.06	10.69±0.06	10.26±0.06	9.62±0.06	6.86±0.06	...	...	-0.94	-0.79	II
856	05 41 02.01	-08 06 01.7	11.77±0.02	10.48±0.02	7.54±0.02	3.34±0.02	11.37±0.06	10.65±0.06	10.08±0.06	9.04±0.06	3.06±0.06	-0.89	+0.56	-0.47	+1.10	I
857	05 41 26.64	-08 03 12.3	11.41±0.02	9.62±0.02	6.62±0.02	3.88±0.02	11.38±0.06	10.10±0.06	9.28±0.06	8.25±0.06	3.93±0.06	+1.46	+0.93	+0.67	+0.59	I
858	05 41 35.46	-08 08 22.7	12.31±0.02	10.36±0.02	5.18±0.01	2.18±0.01	11.92±0.06	10.69±0.06	9.25±0.06	8.02±0.06	2.60±0.06	+1.62	+1.55	+1.69	+1.54	I
859	05 41 27.09	-08 00 54.5	13.93±0.03	11.52±0.02	8.52±0.02	5.52±0.04	12.59±0.06	11.32±0.06	10.36±0.06	9.42±0.06	5.32±0.06	...	...	+0.77	+0.49	I
860	05 41 29.82	-08 13 01.7	13.45±0.03	12.84±0.03	11.10±0.13	...	12.92±0.06	12.55±0.06	12.18±0.06	11.67±0.07	8.43±0.09	-1.30	-0.84	-1.47	-0.73	II
861	05 41 28.97	-08 03 25.8	14.11±0.03	11.11±0.02	7.78±0.02	4.64±0.03	13.03±0.06	11.15±0.06	10.17±0.06	8.98±0.06	4.45±0.06	+0.89	+0.87	+1.67	+1.03	I
862	05 41 54.28	-08 11 13.3	13.15±0.03	12.73±0.03	11.49±0.22	7.62±0.12	13.05±0.06	12.72±0.06	12.67±0.11	12.21±0.09	...	-2.33	...	-2.19	...	II
863	05 41 25.98	-08 01 15.8	14.17±0.03	11.92±0.02	9.51±0.04	6.21±0.05	13.66±0.06	12.10±0.06	11.22±0.06	10.06±0.06	5.86±0.06	...	...	+1.18	+0.71	I
864	05 41 26.44	-08 01 01.9	14.56±0.04	11.68±0.02	7.92±0.02	3.69±0.02	14.32±0.06	11.95±0.06	10.75±0.06	9.10±0.06	3.28±0.06	...	...	+2.95	+2.19	I
865	05 40 20.92	-08 13 55.3	9.90±0.02	8.29±0.02	5.92±0.01	3.77±0.02	9.46±0.06	8.45±0.06	7.60±0.06	6.98±0.06	3.77±0.06	+1.79	+0.52	+0.01	-0.26	Flat
866	05 40 48.56	-08 11 09.0	10.09±0.02	8.99±0.02	6.07±0.01	4.14±0.02	9.55±0.06	8.73±0.06	8.16±0.06	7.23±0.06	4.14±0.06	-0.49	-0.42	-0.36	-0.37	II
867	05 40 33.68	-08 17 43.5	10.66±0.02	9.67±0.02	7.50±0.02	5.31±0.04	10.55±0.06	9.91±0.06	9.37±0.06	8.67±0.06	5.28±0.06	-1.01	-0.59	-0.85	-0.42	II
868	05 40 20.96	-08 14 06.5	12.73±0.05	11.80±0.07	8.89±0.08	5.38±0.05	12.57±0.06	12.00±0.06	11.72±0.06	11.31±0.06	5.34±0.06	-0.98	+0.32	-1.45	+0.63	I
869	05 40 47.13	-08 09 48.0	15.07±0.04	12.36±0.03	8.71±0.03	4.59±0.03	14.81±0.06	12.86±0.06	11.51±0.06	10.40±0.06	4.38±0.06	...	...	+2.15	+1.94	I
870	05 40 38.84	-08 25 30.0	15.52±0.06	14.76±0.08	10.32±0.06	...	15.65±0.06	14.91±0.06	14.85±0.13	12.76±0.07	8.74±0.09	...	...	+0.28	+0.52	I

Table 3 continued.

ID	RA (J2000)	DEC (J2000)	W1 (mag)	W2 (mag)	W3 (mag)	W4 (mag)	[3.6] (mag)	[4.5] (mag)	[5.8] (mag)	[8.0] (mag)	[24] (mag)	$\alpha$ 2-8 $\mu\text{m}$	$\alpha$ 2-24 $\mu\text{m}$	$\alpha$ 3.6-8 $\mu\text{m}$	$\alpha$ 3.6-24 $\mu\text{m}$	Class
871	05 40 32.93	-08 27 33.1	17.06±0.20	15.41±0.14	11.12±0.12	...	16.41±0.06	14.92±0.06	14.19±0.09	13.08±0.10	9.55±0.19	...	...	+0.85	+0.25	Flat
872	05 40 14.37	-08 16 21.7	16.42±0.10	15.16±0.10	11.34±0.15	9.07±0.53	18.29±0.14	16.06±0.07	14.43±0.10	13.31±0.09	9.57±0.20	...	...	+2.82	+1.00	I
873	05 42 47.05	-08 17 07.0	9.14±0.02	7.34±0.02	4.18±0.01	1.21±0.02	8.68±0.06	7.47±0.06	6.50±0.06	5.41±0.06	0.93±0.06	+0.89	+0.78	+0.71	+0.71	I
874	05 42 48.47	-08 16 34.7	6.78±0.03	5.41±0.03	3.03±0.01	0.75±0.01	8.41±0.06	7.48±0.06	6.88±0.06	6.09±0.06	7.15±0.08	+0.51	-1.66	-0.52	-2.55	II
875	05 42 44.00	-08 09 26.7	10.14±0.02	9.42±0.02	7.13±0.03	5.32±0.06	10.09±0.06	9.68±0.06	9.37±0.06	8.68±0.07	5.45±0.06	-1.35	-0.83	-1.33	-0.66	II
876	05 42 47.37	-08 10 08.7	11.11±0.02	9.72±0.02	7.03±0.02	4.50±0.03	10.41±0.06	9.34±0.06	8.63±0.06	7.95±0.06	4.26±0.06	+0.71	+0.27	-0.06	-0.03	Flat
877	05 42 30.83	-08 09 05.3	10.26±0.03	9.76±0.03	6.99±0.05	4.76±0.09	10.44±0.06	10.02±0.06	9.51±0.06	8.59±0.06	4.88±0.06	-1.01	-0.42	-0.77	-0.19	Flat
878	05 42 38.21	-08 16 35.1	10.87±0.02	10.28±0.02	7.78±0.02	5.16±0.03	10.80±0.06	10.52±0.06	9.99±0.06	9.12±0.07	5.07±0.06	-1.45	-0.49	-1.02	-0.09	Flat
879	05 42 46.28	-08 18 19.4	11.85±0.02	11.34±0.02	9.49±0.04	6.97±0.08	11.64±0.06	11.36±0.06	10.80±0.06	10.22±0.07	7.66±0.08	-1.44	-1.12	-1.20	-0.97	II
880	05 42 33.06	-08 09 38.4	11.84±0.02	11.30±0.02	...	...	11.96±0.06	11.59±0.06	11.45±0.07	10.54±0.15	7.88±0.09	-1.53	-1.09	-1.34	-0.91	II
881	05 43 01.56	-08 06 03.6	12.94±0.02	12.38±0.03	10.46±0.08	8.49±0.33	12.92±0.06	12.27±0.06	12.14±0.11	11.21±0.25	8.66±0.16	-1.21	-0.99	-0.99	-0.87	II
882	05 42 26.00	-08 15 02.3	13.76±0.03	12.84±0.03	...	8.23±0.27	13.53±0.06	13.01±0.06	12.73±0.06	11.99±0.19	...	-1.21	...	-1.18	...	II
883	05 43 09.87	-08 13 23.5	14.26±0.03	13.02±0.03	...	7.50±0.14	14.33±0.07	13.30±0.06	13.08±0.07	12.09±0.07	7.04±0.07	...	...	-0.43	+0.58	I
884	05 41 44.86	-08 21 30.6	8.78±0.02	7.88±0.02	5.18±0.01	2.86±0.02	8.59±0.06	7.83±0.06	7.27±0.06	6.27±0.06	2.84±0.06	-0.55	-0.30	-0.34	-0.18	Flat
885	05 42 08.06	-08 12 02.4	9.06±0.02	8.22±0.02	6.30±0.02	4.36±0.04	8.81±0.06	8.55±0.06	7.91±0.06	7.67±0.06	5.00±0.06	-1.49	-1.18	-1.66	-1.12	II
886	05 42 05.18	-08 11 26.6	9.62±0.02	8.86±0.02	6.95±0.02	4.74±0.04	9.31±0.06	9.10±0.06	8.62±0.06	8.39±0.06	5.28±0.06	-1.75	-1.14	-1.96	-0.99	II
887	05 42 10.83	-08 11 35.8	13.42±0.03	12.70±0.03	9.22±0.18	...	13.18±0.06	12.58±0.06	12.35±0.09	11.86±0.17	...	-1.81	...	-1.62	...	II
888	05 42 14.27	-08 13 21.9	14.00±0.04	13.12±0.04	...	...	13.78±0.06	13.24±0.06	12.64±0.11	12.16±0.22	8.92±0.20	-0.92	-0.65	-0.95	-0.58	II
889	05 41 25.11	-08 33 36.1	14.08±0.03	12.91±0.03	10.60±0.08	7.89±0.15	13.39±0.06	12.68±0.06	12.16±0.06	11.52±0.06	8.50±0.08	-0.67	-0.60	-0.77	-0.60	II
890	05 41 22.55	-08 33 27.7	14.16±0.03	13.24±0.04	10.59±0.08	...	13.67±0.06	13.34±0.06	12.44±0.06	11.61±0.06	8.32±0.08	-0.77	-0.46	-0.44	-0.30	Flat
891	05 40 49.01	-08 33 21.5	14.23±0.03	13.00±0.03	9.97±0.05	7.92±0.21	13.41±0.06	12.69±0.06	11.74±0.06	10.98±0.06	7.55±0.06	+0.15	-0.02	+0.01	-0.11	Flat
892	05 43 04.40	-08 18 10.6	11.03±0.02	10.51±0.02	8.29±0.02	5.94±0.04	11.15±0.06	10.61±0.06	10.11±0.06	9.39±0.06	5.85±0.06	-1.21	-0.61	-0.88	-0.35	II
893	05 43 04.56	-08 16 39.1	11.65±0.02	11.35±0.02	8.92±0.03	6.54±0.06	11.69±0.06	11.04±0.06	10.96±0.06	10.07±0.06	6.87±0.07	-1.62	-0.92	-1.19	-0.61	TD
894	05 42 57.21	-08 18 28.6	12.62±0.03	12.22±0.02	10.75±0.11	8.25±0.23	12.31±0.06	11.99±0.06	11.77±0.06	11.31±0.06	9.38±0.29	-1.70	-1.54	-1.75	-1.50	II
895	05 42 51.14	-08 21 16.1	13.04±0.03	12.50±0.02	10.26±0.06	7.80±0.14	12.92±0.06	12.55±0.06	12.20±0.06	11.60±0.07	...	-1.38	...	-1.37	...	II
896	05 43 03.54	-08 17 30.5	13.49±0.03	12.95±0.03	10.89±0.11	...	13.35±0.06	12.96±0.06	12.59±0.06	12.00±0.07	9.24±0.27	-1.27	-1.00	-1.32	-0.92	II
897	05 43 16.42	-08 16 54.7	14.17±0.03	13.59±0.04	11.16±0.14	8.04±0.19	13.84±0.06	13.72±0.06	13.03±0.07	12.84±0.10	...	-1.26	...	-1.57	...	II
898	05 42 57.38	-08 17 46.0	14.11±0.03	13.46±0.04	11.22±0.15	8.18±0.21	13.94±0.06	13.40±0.06	13.01±0.07	12.02±0.07	9.19±0.25	-1.09	-0.78	-0.70	-0.61	II
899	05 42 45.03	-08 33 36.2	10.97±0.02	10.66±0.02	9.30±0.05	6.64±0.08	10.90±0.06	10.96±0.06	10.46±0.06	10.23±0.06	6.40±0.06	-2.13	-1.02	-2.04	-0.66	TD
900	05 43 09.57	-08 29 27.1	12.39±0.02	11.00±0.02	7.10±0.02	3.50±0.02	11.81±0.06	10.93±0.06	9.96±0.06	9.05±0.06	3.52±0.06	-0.15	+0.71	+0.17	+1.05	I
901	05 42 55.55	-08 32 48.3	13.12±0.03	11.92±0.02	8.53±0.03	3.42±0.02	12.92±0.06	11.88±0.06	11.32±0.06	10.97±0.06	...	-0.59	-0.59	-0.79	-0.79	II
902	05 41 42.45	-08 37 07.1	8.02±0.02	7.62±0.02	5.74±0.01	3.39±0.02	8.11±0.06	7.78±0.06	7.55±0.06	6.99±0.06	3.23±0.06	-1.78	-0.84	-1.70	-0.53	II
903	05 41 30.35	-08 40 17.8	10.21±0.03	8.43±0.02	6.08±0.02	3.46±0.03	9.78±0.06	8.53±0.06	7.83±0.06	7.22±0.06	3.52±0.06	+0.66	+0.24	+0.02	-0.02	Flat
904	05 41 30.06	-08 40 09.2	10.48±0.02	8.77±0.02	6.31±0.02	3.59±0.02	9.93±0.06	8.87±0.06	8.23±0.06	7.52±0.06	+0.68	+0.31	-0.13	+0.02	Flat	
905	05 42 05.48	-08 38 28.5	10.19±0.02	9.82±0.02	8.42±0.03	6.63±0.09	10.20±0.06	9.96±0.06	9.45±0.06	9.10±0.06	6.28±0.06	-1.81	-1.23	-1.56	-1.00	II
906	05 41 34.80	-08 35 23.2	...	...	...	...	10.44±0.06	9.86±0.06	9.59±0.06	8.52±0.06	...	-1.35	...	-0.99	...	II
907	05 41 32.36	-08 37 55.6	11.16±0.02	9.62±0.02	7.21±0.01	4.38±0.02	10.52±0.06	9.53±0.06	8.81±0.06	8.25±0.06	4.34±0.06	+0.71	+0.32	-0.27	-0.01	Flat
908	05 41 53.68	-08 37 43.1	11.22±0.02	10.67±0.02	8.65±0.02	6.78±0.06	11.26±0.06	10.72±0.06	10.48±0.06	9.63±0.06	6.75±0.06	-1.42	-0.96	-1.13	-0.75	II
909	05 41 27.22	-08 36 45.8	11.68±0.02	11.06±0.02	8.74±0.02	6.83±0.06	11.66±0.06	10.98±0.06	10.74±0.06	9.82±0.06	7.19±0.06	-1.53	-1.07	-0.98	-0.81	II
910	05 41 32.01	-08 40 09.9	12.99±0.03	10.36±0.02	9.22±0.03	4.59±0.02	13.06±0.06	11.23±0.06	10.19±0.06	9.77±0.06	4.54±0.06	...	...	+0.85	+0.97	I
911	05 41 19.57	-08 40 38.8	9.28±0.02	8.53±0.02	6.61±0.02	4.50±0.02	9.00±0.06	8.32±0.06	7.84±0.06	7.27±0.06	4.48±0.06	-0.83	-0.78	-1.05	-0.81	II
912	05 41 26.71	-08 42 24.4	9.67±0.02	8.41±0.02	6.04±0.02	3.96±0.03	9.38±0.06	8.31±0.06	7.88±0.06	6.68±0.06	3.30±0.06	-0.64	-0.31	-0.12	-0.10	Flat
913	05 41 22.95	-08 39 10.6	9.90±0.02	9.52±0.02	7.20±0.01	4.58±0.02	10.03±0.06	9.51±0.06	9.54±0.06	8.64±0.06	4.90±0.06	-1.46	-0.66	-1.43	-0.40	II
914	05 41 22.60	-08 39 16.1	...	...	...	...	11.46±0.06	10.68±0.06	10.51±0.06	9.38±0.06	...	-1.01	...	-0.66	...	II
915	05 41 29.29	-08 43 04.1	12.29±0.03	10.39±0.02	7.33±0.02	2.77±0.02	11.94±0.06	10.60±0.06	9.85±0.06	8.76±0.06	2.48±0.06	+1.20	+1.59	+0.71	+1.60	I
916	05 41 30.45	-08 40 22.9	...	...	...	...	12.49±0.06	11.37±0.06	10.51±0.07	9.78±0.06	...	+0.81	...	+0.24	...	Flat
917	05 41 29.79	-08 42 46.1	13.22±0.03	11.22±0.02	7.66±0.02	4.40±0.03	12.82±0.06	11.20±0.06	10.27±0.06	9.12±0.06	4.74±0.06	+1.28	+0.94	+1.29	+0.84	I
918	05 41 30.50	-08 43 58.9	14.04±0.03	13.57±0.04	11.43±0.23	...	13.85±0.06	13.28±0.06	13.06±0.06	12.15±0.07	9.19±0.12	-1.19	-0.82	-0.98	-0.65	II
919	05 43 42.99	-08 34 29.7	13.60±0.03	13.16±0.03	10.85±0.09	8.95±0.39	13.51±0.06	12.71±0.06	12.89±0.06	11.99±0.07	9.06±0.13	-1.41	-0.96	-1.31	-0.80	II
920	05 42 46.09	-08 40 00.8	8.39±0.02	7.77±0.02	5.70±0.01	3.79±0.02	8.54±0.06	7.65±0.06	7.17±0.06	6.31±0.06	3.87±0.06	-0.78	-0.81	-0.43	-0.75	II
921	05 42 51.43	-08 39 02.0	8.54±0.02	7.85±0.02	6.23±0.02	4.41±0.02	8.43±0.06	7.92±0.06	7.45±0.06	7.04±0.06	4.73±0.06	-1.20	-1.16	-1.35	-1.18	II
922	05 42 48.08	-08 40 08.4	8.91±0.02	7.43±0.02	5.11±0.01	2.71±0.02	8.99±0.06	7.99±0.06	7.22±0.06	6.48±0.06	2.60±0.06	-0.34	-0.06	-0.18	+0.06	Flat
923	05 42 47.39	-08 38 08.9	10.17±0.04	9.40±0.03	7.81±0.05	5.72±0.09	9.87±0.06	9.44±0.06	9.05±0.06	8.61±0.06	5.17±0.06	-1.49	-0.85	-1.55	-0.67	II
924	05 43 03.92	-08 39 09.3	10.21±0.02	9.69±0.02	8.07±0.03	5.51±0.04	10.00±0.06	9.74±0.06	9.43±0.06	8.79±0.06	5.42±0.06	-1.49	-0.85	-1.52	-0.66	II
925	05 42 52.51	-08 39 16.9	10.18±0.02	9.57±0.02	7.80±0.02	5.52±0.04	10.08±0.06	9.57±0.06	9.13±0.06	8.64±0.06	5.34±0.06	-1.22	-0.78	-1.28	-0.65	II
926	05 42 58.29	-08 38 05.2	11.02±0.02	8.86±0.02	6.64±0.02	3.15±0.01	10.15±0.06	8.97±0.06	7.68±0.06	7.13±0.06	2.82±0.06	+1.87	+1.03	+0.70	+0.51	I
927	05 42 40.81	-08 40 08.7	10.35±0.02	9.65±0.02	7.56±0.02	5.95±0.06	10.28±0.06	9.43±0.06	9.26±0.06	8.34±0.06	5.86±0.06	-0.91	-0.88	-0.78	-0.84	II
928	05 42 49.75	-08 38 25.9	...	...	...	...	10.33±0.06	9.35±0.0								

Table 3 continued.

ID	RA (J2000)	DEC (J2000)	W1 (mag)	W2 (mag)	W3 (mag)	W4 (mag)	[3.6] (mag)	[4.5] (mag)	[5.8] (mag)	[8.0] (mag)	[24] (mag)	$\alpha$ 2-8 $\mu\text{m}$	$\alpha$ 2-24 $\mu\text{m}$	$\alpha$ 3.6-8 $\mu\text{m}$	$\alpha$ 3.6-24 $\mu\text{m}$	Class
929	05 42 49.99	-08 39 02.9	11.02±0.02	10.25±0.02	7.71±0.02	5.60±0.04	10.63±0.06	10.26±0.06	9.56±0.06	8.89±0.06	5.52±0.06	-1.11	-0.63	-0.89	-0.43	II
930	05 43 00.91	-08 44 18.4	11.48±0.02	10.69±0.02	7.87±0.03	4.45±0.03	10.77±0.06	10.23±0.06	9.80±0.06	9.12±0.06	4.35±0.06	-1.52	-0.28	-1.29	+0.15	Flat
931	05 42 52.91	-08 41 41.0	10.95±0.02	10.06±0.02	7.81±0.02	4.67±0.04	10.92±0.06	10.24±0.06	9.88±0.06	9.05±0.06	4.44±0.06	-1.04	-0.11	-0.95	+0.19	Flat
932	05 42 47.50	-08 38 04.1	11.06±0.06	10.24±0.06	7.83±0.05	5.74±0.10	11.23±0.06	10.42±0.06	10.00±0.06	8.99±0.06	...	-0.75	...	-0.42	...	II
933	05 42 52.05	-08 38 59.6	...	...	...	...	11.63±0.06	11.31±0.06	10.63±0.06	10.07±0.06	7.62±0.07	-1.56	-1.20	-1.13	-1.00	II
934	05 42 47.24	-08 36 36.7	12.20±0.02	10.68±0.02	7.94±0.03	5.20±0.04	11.69±0.06	10.86±0.06	9.95±0.06	9.12±0.06	5.00±0.06	+0.86	+0.55	+0.14	+0.29	Flat
935	05 43 10.75	-08 33 55.4	11.80±0.02	11.32±0.02	9.98±0.06	6.11±0.05	11.71±0.06	11.26±0.06	10.78±0.06	10.61±0.06	5.84±0.06	...	...	-1.54	-0.05	Flat
936	05 42 54.76	-08 37 03.8	12.37±0.02	11.60±0.02	9.47±0.05	7.37±0.15	11.96±0.06	11.66±0.06	11.10±0.06	10.23±0.06	6.88±0.06	-1.32	-0.70	-1.00	-0.44	II
937	05 43 02.88	-08 47 49.7	12.90±0.02	11.82±0.02	8.46±0.03	5.26±0.03	12.54±0.06	11.68±0.06	11.02±0.06	9.68±0.06	5.47±0.06	+0.45	+0.51	+0.30	+0.49	I
938	05 42 58.38	-08 37 42.8	13.65±0.03	11.02±0.02	9.59±0.06	6.23±0.06	13.13±0.06	11.67±0.06	10.77±0.06	10.20±0.06	5.96±0.06	...	...	+0.46	+0.38	I
939	05 43 00.93	-08 41 14.5	13.66±0.03	12.68±0.03	11.01±0.20	8.56±0.41	13.34±0.06	12.87±0.06	12.30±0.06	11.68±0.07	8.37±0.09	-0.66	-0.49	-0.90	-0.50	II
940	05 42 54.73	-08 39 59.7	13.70±0.03	12.89±0.03	...	...	13.67±0.06	13.02±0.06	12.86±0.06	12.21±0.08	9.03±0.13	-1.78	-1.04	-1.46	-0.74	II
941	05 42 37.19	-08 38 46.9	14.13±0.03	12.99±0.03	10.17±0.10	...	13.74±0.06	12.99±0.06	12.22±0.06	10.85±0.06	8.08±0.08	-0.04	-0.23	+0.41	-0.20	Flat
942	05 42 38.62	-08 50 18.9	10.37±0.02	8.91±0.02	6.37±0.01	3.75±0.02	10.21±0.06	9.02±0.06	8.46±0.06	7.53±0.06	3.77±0.06	+0.01	+0.05	-0.12	+0.04	Flat
943	05 42 38.32	-08 41 02.0	10.52±0.02	9.96±0.02	8.63±0.03	7.39±0.25	10.58±0.06	10.11±0.06	9.73±0.06	9.08±0.06	6.91±0.06	-1.30	-1.22	-1.22	-1.17	II
944	05 42 43.10	-08 45 35.5	11.47±0.02	10.81±0.02	8.93±0.04	7.03±0.12	12.00±0.06	11.31±0.06	10.75±0.06	10.09±0.06	6.76±0.06	...	...	-0.66	-0.41	II
945	05 42 34.55	-08 53 38.4	12.34±0.02	11.78±0.02	10.30±0.11	...	12.02±0.06	11.37±0.06	11.34±0.06	10.70±0.06	7.92±0.06	-1.37	-1.05	-1.55	-0.99	II
946	05 36 24.62	-06 22 41.2	8.82±0.02	5.46±0.03	3.05±0.01	0.31±0.02	9.28±0.06	6.78±0.06	5.15±0.06	4.24±0.06	0.49±0.06	...	...	+2.85	+0.96	I
947	05 37 13.26	-06 35 00.3	6.84±0.04	6.05±0.02	3.59±0.01	2.20±0.02	6.78±0.06	6.04±0.06	5.64±0.06	4.52±0.06	2.33±0.06	-0.43	-0.72	-0.35	-0.80	II
948	05 36 25.43	-06 42 57.6	4.72±0.08	3.41±0.05	1.40±0.01	0.03±0.01	5.43±0.06	4.37±0.06	3.42±0.06	2.73±0.06	0.50±0.06	-0.32	-0.67	+0.25	-0.66	II
949	05 37 47.06	-06 42 29.9	6.67±0.04	6.04±0.02	3.42±0.01	1.49±0.02	6.27±0.06	5.82±0.06	5.35±0.06	4.32±0.06	1.46±0.06	-0.64	-0.58	-0.62	-0.55	II
950	05 38 09.29	-06 49 16.4	6.48±0.04	5.66±0.03	3.09±0.01	1.34±0.03	6.35±0.06	5.73±0.06	5.15±0.06	3.98±0.06	1.11±0.06	+0.03	-0.24	-0.15	-0.37	II
951	05 37 24.46	-06 58 32.7	8.72±0.02	7.53±0.02	4.80±0.01	2.39±0.02	8.52±0.06	7.23±0.06	6.67±0.06	5.49±0.06	2.21±0.06	-0.07	-0.10	+0.31	-0.02	Flat
952	05 38 40.49	-06 58 21.7	7.01±0.03	5.61±0.03	3.39±0.01	0.96±0.02	6.74±0.06	5.68±0.06	4.98±0.06	4.35±0.06	0.64±0.06	+0.08	+0.01	-0.31	-0.10	Flat
953	05 38 46.19	-07 00 48.3	10.62±0.02	7.35±0.02	4.40±0.01	1.48±0.02	9.07±0.06	7.17±0.06	5.90±0.06	4.99±0.06	1.39±0.06	+4.39	+1.89	+1.77	+0.55	I
954	05 39 05.23	-07 05 41.8	10.53±0.02	9.67±0.02	7.94±0.03	5.78±0.05	10.30±0.06	9.26±0.06	9.11±0.06	8.56±0.06	5.92±0.06	-1.23	-1.04	-1.23	-0.97	II
955	05 38 58.62	-07 16 45.3	6.71±0.04	6.12±0.02	4.30±0.01	1.06±0.01	6.32±0.06	5.84±0.06	5.48±0.06	4.65±0.06	0.75±0.06	-0.71	-0.26	-0.96	-0.18	Flat
956	05 38 42.77	-07 12 43.6	7.31±0.03	6.07±0.02	3.43±0.01	1.29±0.01	7.11±0.06	6.09±0.06	5.20±0.06	4.38±0.06	1.32±0.06	-0.17	-0.27	+0.22	-0.22	Flat
957	05 39 54.60	-07 24 14.7	10.48±0.02	9.28±0.02	6.72±0.01	4.54±0.03	10.52±0.06	9.52±0.06	8.76±0.06	8.07±0.06	4.66±0.06	-0.08	-0.16	-0.25	-0.22	Flat
958	05 39 55.33	-07 24 39.4	14.05±0.03	13.11±0.03	10.66±0.15	8.10±0.22	13.88±0.09	13.47±0.06	12.64±0.06	12.09±0.10	...	...	...	-0.69	...	II
959	05 41 27.01	-07 42 33.7	13.79±0.03	12.47±0.03	9.59±0.05	6.57±0.07	13.50±0.08	12.49±0.07	11.65±0.06	10.92±0.06	7.27±0.07	...	...	+0.11	+0.02	Flat
960	05 40 20.53	-07 56 39.6	7.99±0.02	6.68±0.02	4.21±0.01	1.96±0.02	6.61±0.06	5.58±0.06	4.93±0.06	3.95±0.06	1.02±0.06	+0.60	-0.01	-0.06	-0.35	II
961	05 40 17.82	-07 48 25.9	8.29±0.02	6.51±0.02	3.89±0.01	1.37±0.02	7.66±0.06	6.51±0.06	5.70±0.06	4.85±0.06	1.22±0.06	+0.45	+0.19	0.01	+0.01	Flat
962	05 41 34.20	-08 35 27.8	7.75±0.02	5.82±0.03	4.25±0.01	0.98±0.02	7.08±0.06	5.77±0.06	4.97±0.06	4.28±0.06	0.53±0.06	+1.02	+0.44	+0.01	+0.04	Flat
963	05 43 43.61	-08 34 16.5	10.54±0.02	10.10±0.02	8.23±0.02	6.11±0.04	10.62±0.06	10.17±0.06	10.07±0.06	9.38±0.06	5.92±0.06	-1.59	-0.86	-1.55	-0.62	II
964	05 42 50.49	-08 38 29.2	8.02±0.02	6.98±0.02	5.11±0.02	3.32±0.02	7.76±0.06	6.96±0.06	6.40±0.06	5.79±0.06	3.58±0.06	-0.90	-1.01	-0.83	-1.03	II
965	05 42 48.71	-08 38 31.1	8.19±0.02	7.54±0.02	5.39±0.02	3.21±0.02	8.12±0.06	7.60±0.06	7.12±0.06	6.44±0.06	3.27±0.06	-1.04	-0.70	-0.99	-0.58	II
966	05 35 46.84	-06 05 07.4	11.50±0.02	11.48±0.02	...	...	11.35±0.06	11.16±0.06	11.15±0.06	11.40±0.14	...	-2.53	...	-2.92	...	III
967	05 36 05.45	-06 13 31.9	...	...	...	...	14.95±0.06	13.91±0.06	13.06±0.14	12.16±0.19	...	...	...	+0.35	...	I
968	05 35 09.05	-06 14 19.9	9.12±0.03	9.10±0.02	8.42±0.04	7.31±0.22	9.04±0.06	9.09±0.06	8.94±0.06	9.05±0.06	...	-2.63	...	-2.81	...	III
969	05 35 34.79	-06 05 00.8	9.12±0.02	9.12±0.02	8.16±0.07	6.34±0.08	9.09±0.06	9.03±0.06	9.01±0.06	9.04±0.06	...	-2.63	...	-2.78	...	III
970	05 35 05.43	-06 15 46.9	11.04±0.02	10.76±0.02	...	...	10.78±0.06	10.66±0.06	10.50±0.06	10.66±0.09	...	-2.39	...	-2.70	...	III
971	05 35 22.80	-06 12 04.8	11.10±0.02	10.70±0.02	8.23±0.02	5.72±0.05	11.10±0.06	10.62±0.06	10.72±0.06	10.21±0.07	6.54±0.08	-1.62	-0.85	-1.96	-0.69	TD
972	05 35 33.59	-06 18 24.7	12.41±0.03	12.26±0.03	9.97±0.16	7.61±0.24	12.26±0.06	12.22±0.06	12.19±0.06	12.08±0.18	...	-2.43	...	-2.64	...	III
973	05 35 47.07	-06 11 45.1	12.75±0.03	12.43±0.03	10.12±0.21	7.60±0.32	12.60±0.06	12.32±0.06	12.26±0.07	12.37±0.23	...	-2.30	...	-2.62	...	III
974	05 35 42.20	-06 15 14.2	12.91±0.03	12.69±0.03	10.08±0.09	...	12.75±0.06	12.55±0.06	12.50±0.08	12.45±0.24	...	-2.28	...	-2.53	...	III
975	05 35 16.96	-06 13 08.9	12.96±0.03	12.68±0.03	10.01±0.13	...	12.83±0.06	12.58±0.06	12.66±0.08	12.39±0.24	...	-2.24	...	-2.41	...	III
976	05 35 29.55	-06 18 54.7	13.09±0.03	12.91±0.04	10.14±0.26	8.14±0.45	12.88±0.06	12.84±0.06	12.63±0.07	12.83±0.34	...	-2.42	...	-2.74	...	III
977	05 35 14.31	-06 19 09.4	...	...	...	...	16.85±0.17	16.31±0.10	...	...	...	...	...	...	...	...
978	05 34 57.62	-06 18 31.2	9.29±0.02	9.30±0.02	8.63±0.03	7.03±0.19	9.13±0.06	9.17±0.06	9.15±0.06	9.24±0.06	...	-2.67	...	-2.95	...	III
979	05 34 30.27	-06 22 01.0	11.28±0.02	11.12±0.02	...	...	11.14±0.06	10.87±0.06	10.94±0.06	11.02±0.11	...	-2.44	...	-2.76	...	III
980	05 34 35.84	-06 21 54.6	11.47±0.02	11.35±0.02	10.84±0.16	...	11.46±0.06	11.32±0.06	11.33±0.06	11.34±0.13	...	-2.51	...	-2.73	...	III
981	05 34 41.03	-06 27 50.7	11.69±0.02	11.62±0.02	...	...	11.64±0.06	11.57±0.06	11.43±0.06	11.49±0.15	...	-2.52	...	-2.65	...	III
982	05 34 22.56	-06 20 29.1	12.06±0.02	11.86±0.03	...	...	11.73±0.06	11.66±0.06	11.73±0.06	11.65±0.09	...	-2.40	...	-2.78	...	III
983	05 35 07.15	-06 18 16.3	12.20±0.03	12.02±0.03	9.65±0.09	6.73±0.08	12.02±0.06	11.95±0.06	11.94±0.07	11.94±0.20	...	-2.48	...	-2.76	...	III
984	05 35 11.11	-06 20 14.2	12.16±0.03	12.04±0.03	10.04±0.21	7.03±0.11	12.06±0.06	11.94±0.06	11.98±0.07	12.04±0.22	...	-2.56	...	-2.84	...	III
985	05 34 48.11	-06 18 11.5	12.37±0.02	12.24±0.03	...	...	12.12±0.06	12.04±0.06	12.15±0.07	12.21±0.25	...	-2.57	...	-2.98	...	III
986	05 35 02.79	-06 23 59.8	12.33±0.03	12.08±0.03	9.24±0.08	6.34±0.07	12.13±0.06	12.05±0.06	12.03±0.07	12.01±0.22	...	-2.34	...	-2.72	...	III

Table 3 continued.

ID	RA (J2000)	DEC (J2000)	W1 (mag)	W2 (mag)	W3 (mag)	W4 (mag)	[3.6] (mag)	[4.5] (mag)	[5.8] (mag)	[8.0] (mag)	[24] (mag)	$\alpha$ 2-8 $\mu\text{m}$	$\alpha$ 2-24 $\mu\text{m}$	$\alpha$ 3.6-8 $\mu\text{m}$	$\alpha$ 3.6-24 $\mu\text{m}$	Class	
987	05 34 49.80	-06 15 28.4	12.46±0.03	12.25±0.03	11.07±0.49	7.35±0.21	12.20±0.06	12.00±0.06	12.03±0.07	10.69±0.08	...	-1.52	...	-1.21	...	II	
988	05 34 32.87	-06 24 43.9	12.70±0.03	12.45±0.03	...	...	7.92±0.30	12.52±0.06	12.44±0.06	12.34±0.07	12.32±0.14	...	-2.35	...	-2.60	...	III
989	05 34 48.31	-06 22 42.7	12.76±0.03	12.45±0.03	...	7.26±0.41	12.55±0.06	12.35±0.06	12.20±0.07	11.70±0.17	...	-1.89	...	-1.89	...	II	
990	05 35 07.36	-06 26 33.9	12.86±0.03	12.62±0.03	...	...	12.66±0.06	12.51±0.06	12.46±0.07	12.37±0.24	...	-2.25	...	-2.53	...	III	
991	05 35 07.33	-06 18 55.2	13.53±0.03	13.39±0.04	...	...	13.31±0.06	13.18±0.06	13.12±0.10	13.23±0.49	...	-2.38	...	-2.75	...	III	
992	05 35 03.45	-06 22 33.1	13.63±0.03	13.42±0.04	...	...	13.33±0.06	13.16±0.06	12.93±0.09	13.04±0.42	...	-2.25	...	-2.48	...	III	
993	05 35 01.99	-06 23 39.0	14.07±0.04	13.82±0.05	10.09±0.15	...	13.96±0.06	14.02±0.06	13.74±0.15	...	...	...	...	...	...	...	
994	05 34 29.48	-06 19 55.3	14.84±0.04	14.50±0.08	10.31±0.14	...	14.93±0.07	14.41±0.06	...	13.03±0.41	...	-1.09	...	-0.46	...	II	
995	05 34 52.43	-06 24 53.5	15.27±0.05	14.55±0.07	10.27±0.10	...	15.26±0.07	14.58±0.06	14.11±0.16	12.63±0.29	...	...	...	+0.11	...	Flat	
996	05 35 19.05	-06 21 57.3	...	...	...	...	16.44±0.13	15.30±0.07	14.18±0.17	13.24±0.51	...	...	...	+0.85	...	I	
997	05 35 05.62	-06 20 50.8	15.58±0.09	14.98±0.12	9.66±0.09	7.97±0.33	16.48±0.13	15.52±0.07	14.77±0.28	13.10±0.44	...	...	...	+0.98	...	I	
998	05 34 29.58	-06 24 55.4	16.76±0.17	16.21±0.29	10.67±0.31	8.29±0.44	17.14±0.13	16.68±0.10	...	...	...	...	...	...	...	...	
999	05 34 15.59	-06 24 16.7	12.89±0.03	12.63±0.03	12.11±0.34	...	12.70±0.06	12.32±0.06	12.48±0.08	12.47±0.16	...	-2.31	...	-2.67	...	III	
1000	05 34 39.29	-06 32 04.7	16.62±0.14	15.02±0.09	...	...	15.84±0.07	15.08±0.06	14.37±0.20	13.77±0.52	...	...	...	-0.46	...	II	
1001	05 34 11.20	-06 26 28.6	...	...	...	...	16.72±0.10	15.74±0.07	...	...	...	...	...	...	...	...	
1002	05 36 56.67	-06 20 26.1	10.91±0.02	10.74±0.02	9.73±0.05	7.30±0.17	10.91±0.06	10.71±0.06	10.64±0.06	10.45±0.07	...	-2.24	...	-2.34	...	III	
1003	05 36 57.36	-06 18 45.1	12.07±0.02	11.84±0.02	12.03±0.45	...	11.80±0.06	11.71±0.06	11.74±0.06	11.78±0.12	...	-2.41	...	-2.84	...	III	
1004	05 36 36.85	-06 09 54.9	12.45±0.03	12.28±0.03	...	...	12.28±0.06	12.21±0.06	12.19±0.07	12.36±0.19	...	-2.54	...	-2.93	...	III	
1005	05 36 29.80	-06 14 19.6	12.70±0.03	12.43±0.03	10.66±0.27	8.52±0.44	12.60±0.06	12.41±0.06	12.41±0.07	12.49±0.21	...	-2.42	...	-2.75	...	III	
1006	05 37 05.97	-06 17 51.8	13.20±0.03	12.95±0.03	...	...	12.90±0.06	12.88±0.06	12.80±0.07	12.88±0.23	...	-2.45	...	-2.80	...	III	
1007	05 36 50.36	-06 23 09.1	13.44±0.03	13.23±0.04	...	...	13.24±0.06	13.06±0.06	13.14±0.08	13.10±0.44	...	-2.39	...	-2.73	...	III	
1008	05 36 34.75	-06 17 50.8	15.75±0.10	14.25±0.06	11.22±0.31	8.10±0.25	15.46±0.07	14.58±0.06	13.54±0.10	12.78±0.26	...	...	...	+0.29	...	Flat	
1009	05 36 37.75	-06 16 56.7	15.88±0.08	14.59±0.08	10.74±0.20	7.45±0.16	15.97±0.08	14.82±0.06	13.78±0.12	13.05±0.42	...	...	...	+0.52	...	I	
1010	05 36 41.92	-06 09 24.8	...	...	...	...	16.39±0.09	15.59±0.07	...	...	...	...	...	...	...	...	
1011	05 36 41.05	-06 21 39.0	...	...	...	...	16.68±0.11	16.03±0.09	...	...	...	...	...	...	...	...	
1012	05 36 06.04	-06 19 38.8	8.56±0.02	8.60±0.02	8.62±0.03	8.84±0.54	8.64±0.06	8.50±0.06	8.56±0.06	8.59±0.06	...	-2.70	...	-2.82	...	III	
1013	05 36 37.81	-06 25 30.2	9.42±0.02	9.45±0.02	10.13±0.43	7.88±0.37	9.49±0.06	9.37±0.06	9.38±0.06	9.35±0.07	...	-2.64	...	-2.70	...	III	
1014	05 36 06.86	-06 23 35.2	9.67±0.02	9.67±0.02	9.25±0.08	7.73±0.26	9.63±0.06	9.60±0.06	9.64±0.06	9.66±0.06	...	-2.69	...	-2.89	...	III	
1015	05 36 24.00	-06 25 27.1	9.98±0.02	9.51±0.02	9.25±0.07	7.28±0.28	9.70±0.06	9.54±0.06	9.33±0.06	9.36±0.07	...	-2.56	...	-2.68	...	III	
1016	05 35 41.01	-06 26 50.4	10.61±0.02	10.62±0.02	9.25±0.05	6.88±0.12	10.60±0.06	10.57±0.06	10.46±0.06	10.46±0.07	...	-2.64	...	-2.67	...	III	
1017	05 36 22.09	-06 24 22.4	11.77±0.02	11.23±0.02	...	...	11.36±0.06	11.17±0.06	11.01±0.06	11.12±0.08	...	-2.68	...	-2.84	...	III	
1018	05 35 58.29	-06 22 11.5	12.55±0.03	12.25±0.03	9.83±0.09	...	12.34±0.06	12.08±0.06	12.08±0.06	12.13±0.15	...	-2.20	...	-2.64	...	III	
1019	05 36 18.43	-06 25 53.8	...	...	...	...	14.98±0.06	13.90±0.06	12.87±0.09	11.85±0.13	...	...	...	+0.76	...	I	
1020	05 35 46.89	-06 19 11.5	...	...	...	...	15.78±0.08	15.31±0.07	14.54±0.24	...	...	...	...	...	...	...	
1021	05 36 04.17	-06 24 55.0	...	...	...	...	17.21±0.19	16.23±0.10	...	...	...	...	...	...	...	...	
1022	05 35 08.07	-06 33 48.7	8.71±0.02	8.74±0.02	8.73±0.04	...	8.78±0.06	8.64±0.06	8.73±0.06	8.70±0.06	8.84±0.30	-2.71	-2.91	-2.80	-2.99	III	
1023	05 35 03.65	-06 27 55.5	12.45±0.03	12.20±0.03	9.64±0.12	6.95±0.12	12.29±0.06	12.23±0.06	12.15±0.07	12.06±0.19	...	-2.31	...	-2.57	...	III	
1024	05 34 49.59	-06 32 59.4	12.96±0.03	12.73±0.03	10.30±0.09	7.57±0.16	12.78±0.06	12.67±0.06	12.57±0.07	12.64±0.17	...	-2.30	...	-2.68	...	III	
1025	05 35 33.05	-06 27 28.9	13.69±0.03	13.44±0.04	11.61±0.37	6.51±0.08	13.52±0.06	13.38±0.06	13.38±0.12	...	...	...	...	...	...	III	
1026	05 35 11.41	-06 26 33.1	...	...	...	...	16.48±0.12	15.46±0.07	14.50±0.22	...	...	...	...	...	...	...	
1027	05 35 53.60	-06 33 05.9	...	...	...	...	16.92±0.16	16.37±0.15	...	...	...	...	...	...	...	...	
1028	05 34 36.56	-06 34 25.1	...	...	...	...	17.69±0.18	17.05±0.11	...	...	...	...	...	...	...	...	
1029	05 37 18.33	-06 26 11.7	9.42±0.02	9.44±0.02	9.50±0.12	...	9.44±0.06	9.35±0.06	9.37±0.06	9.41±0.06	...	-2.69	...	-2.83	...	III	
1030	05 37 21.18	-06 33 44.1	12.03±0.02	11.73±0.02	10.41±0.22	...	11.74±0.06	11.60±0.06	11.59±0.06	11.62±0.10	...	-2.57	...	-2.87	...	III	
1031	05 37 00.23	-06 31 10.2	...	...	...	...	15.72±0.07	14.59±0.07	13.58±0.17	12.64±0.19	...	...	...	+0.69	...	I	
1032	05 37 04.19	-06 30 09.3	...	...	...	...	16.04±0.12	15.09±0.07	14.16±0.14	14.06±0.65	...	...	...	-0.52	...	II	
1033	05 36 55.01	-06 24 19.5	...	...	...	...	16.22±0.08	15.31±0.06	14.41±0.17	12.26±0.21	...	...	...	+1.66	...	I	
1034	05 36 59.44	-06 25 45.7	...	...	...	...	17.12±0.14	16.99±0.12	...	...	...	...	...	...	...	...	
1035	05 36 30.22	-06 28 37.8	...	...	...	...	15.44±0.08	14.50±0.06	13.58±0.14	12.86±0.35	...	...	...	+0.14	...	Flat	
1036	05 36 29.74	-06 36 48.8	...	...	...	...	16.97±0.23	16.32±0.14	...	...	...	...	...	...	...	...	
1037	05 37 50.83	-06 43 19.2	8.49±0.02	8.53±0.02	8.09±0.03	5.92±0.05	8.64±0.06	8.35±0.06	8.55±0.06	8.55±0.06	8.11±0.17	-2.77	-2.72	-2.83	-2.72	III	
1038	05 37 41.46	-06 33 57.7	9.58±0.02	9.60±0.02	9.50±0.05	8.97±0.50	9.55±0.06	9.57±0.06	9.55±0.06	9.57±0.06	...	-2.70	...	-2.86	...	III	
1039	05 38 23.66	-06 37 44.4	9.85±0.05	9.90±0.05	9.84±0.08	...	9.57±0.06	9.80±0.06	9.62±0.06	9.69±0.06	...	-2.64	...	-2.89	...	III	
1040	05 37 58.88	-06 43 31.3	10.86±0.02	10.30±0.02	8.17±0.03	6.31±0.07	11.31±0.06	11.06±0.06	10.62±0.06	10.00±0.07	...	-1.37	...	-1.31	...	II	
1041	05 37 38.24	-06 33 15.5	11.26±0.02	11.28±0.02	...	...	11.33±0.06	11.14±0.06	11.09±0.06	11.22±0.10	...	-2.62	...	-2.73	...	III	
1042	05 37 59.80	-06 42 05.4	11.75±0.02	11.58±0.02	10.71±0.10	...	11.62±0.06	11.53±0.06	11.41±0.06	11.55±0.12	...	-2.48	...	-2.75	...	III	
1043	05 37 45.37	-06 38 13.1	11.78±0.02	11.53±0.02	10.74±0.12	...	11.78±0.06	11.52±0.06	11.40±0.06	11.54±0.12	...	-2.46	...	-2.64	...	III	
1044	05 38 04.98	-06 38 25.6	11.90±0.03	11.67±0.02	...	...	11.81±0.06	11.48±0.06	11.56±0.06	11.62±0.12	...	-2.44	...	-2.69	...	III	



Table 3 continued.

ID	RA (J2000)	DEC (J2000)	W1 (mag)	W2 (mag)	W3 (mag)	W4 (mag)	[3.6] (mag)	[4.5] (mag)	[5.8] (mag)	[8.0] (mag)	[24] (mag)	$\alpha$ 2-8 $\mu\text{m}$	$\alpha$ 2-24 $\mu\text{m}$	$\alpha$ 3.6-8 $\mu\text{m}$	$\alpha$ 3.6-24 $\mu\text{m}$	Class
1045	05 38 02.55	-06 42 31.9	12.01±0.02	11.85±0.02	10.38±0.12	8.06±0.22	12.10±0.06	11.97±0.06	11.81±0.06	12.01±0.16	...	-2.53	...	-2.72	...	III
1046	05 38 09.33	-06 41 45.2	13.16±0.03	13.05±0.03	...	...	13.02±0.06	12.91±0.06	12.99±0.08	12.89±0.37	...	-2.46	...	-2.73	...	III
1047	05 38 02.49	-06 40 56.8	13.18±0.03	12.92±0.03	...	...	13.10±0.06	12.93±0.06	12.88±0.07	12.75±0.22	...	-2.36	...	-2.47	...	III
1048	05 37 32.22	-06 39 26.5	14.39±0.04	14.32±0.06	11.13±0.21	8.35±0.30	14.43±0.06	14.17±0.06	14.15±0.14	...	...	...	...	...	...	...
1049	05 37 46.29	-06 31 00.6	15.00±0.05	14.60±0.07	8.84±0.06	6.10±0.08	15.64±0.08	14.97±0.06	14.19±0.17	...	...	...	...	...	...	...
1050	05 37 38.33	-06 43 42.0	16.22±0.10	15.12±0.11	10.68±0.12	8.04±0.23	16.36±0.10	15.48±0.07	14.41±0.17	13.27±0.52	...	...	...	+0.75	...	I
1051	05 37 32.51	-06 41 45.4	...	...	...	...	17.03±0.17	15.91±0.08	14.70±0.27	...	...	...	...	...	...	...
1052	05 37 50.98	-06 36 53.9	...	...	...	...	17.10±0.18	16.14±0.09	...	...	...	...	...	...	...	...
1053	05 37 18.90	-06 47 03.8	12.86±0.03	12.61±0.03	...	7.93±0.22	12.62±0.06	12.59±0.06	12.53±0.07	12.48±0.25	...	-2.33	...	-2.67	...	III
1054	05 37 16.86	-06 47 50.5	13.17±0.03	12.87±0.03	9.16±0.04	6.26±0.07	13.09±0.06	12.86±0.06	12.94±0.08	12.78±0.32	...	-2.29	...	-2.54	...	III
1055	05 36 54.19	-06 47 57.5	13.97±0.03	13.58±0.04	10.67±0.20	8.15±0.34	14.27±0.06	13.92±0.06	13.55±0.11	11.33±0.11	...	-0.39	...	+0.43	...	I
1056	05 37 16.00	-06 47 22.0	14.48±0.05	13.94±0.05	8.76±0.03	6.57±0.09	14.84±0.06	14.55±0.06	14.14±0.17	...	...	...	...	...	...	...
1057	05 36 57.13	-06 42 51.3	14.97±0.08	14.43±0.07	...	7.59±0.49	15.37±0.07	14.84±0.06	...	...	...	...	...	...	...	...
1058	05 37 03.22	-06 51 24.3	15.68±0.07	14.84±0.08	...	...	15.43±0.06	14.81±0.06	14.27±0.19	13.00±0.17	...	...	...	-0.09	...	Flat
1059	05 36 51.59	-06 47 16.2	15.54±0.07	14.39±0.06	10.11±0.10	...	15.46±0.07	14.50±0.06	13.70±0.21	12.68±0.30	...	...	...	+0.32	...	I
1060	05 37 26.32	-06 47 49.5	15.91±0.08	15.48±0.14	11.08±0.18	8.23±0.28	15.89±0.08	15.46±0.07	...	...	...	...	...	...	...	...
1061	05 36 55.44	-06 50 34.8	16.67±0.16	14.91±0.09	...	...	16.03±0.09	14.96±0.06	13.89±0.14	12.89±0.37	...	...	...	+0.78	...	I
1062	05 37 17.36	-06 40 49.8	16.41±0.12	15.31±0.13	...	...	16.20±0.09	15.68±0.07	...	...	...	...	...	...	...	...
1063	05 36 54.49	-06 49 56.6	16.47±0.15	15.43±0.15	10.64±0.13	8.43±0.46	16.88±0.14	15.88±0.08	...	...	...	...	...	...	...	...
1064	05 37 14.24	-06 40 14.0	...	...	...	...	17.66±0.27	16.68±0.13	...	...	...	...	...	...	...	...
1065	05 37 55.01	-06 44 58.8	11.58±0.02	11.44±0.02	11.55±0.35	...	11.58±0.06	11.36±0.06	11.37±0.06	11.34±0.09	...	-2.48	...	-2.61	...	III
1066	05 38 07.86	-06 44 17.2	14.14±0.03	13.49±0.04	9.98±0.08	7.51±0.15	14.10±0.06	13.71±0.06	12.83±0.07	10.96±0.07	7.72±0.13	...	...	+0.81	+0.29	Flat
1067	05 38 06.52	-06 44 49.0	14.50±0.04	14.34±0.06	11.42±0.23	8.68±0.41	14.44±0.06	14.31±0.06	14.16±0.15	...	...	...	...	...	...	...
1068	05 38 22.52	-06 49 26.0	15.19±0.05	14.05±0.05	...	...	15.35±0.06	14.37±0.06	13.66±0.11	12.93±0.38	...	...	...	-0.10	...	Flat
1069	05 38 13.57	-06 43 29.1	15.79±0.07	14.49±0.06	11.70±0.43	...	15.35±0.06	14.65±0.06	13.84±0.12	12.93±0.26	...	...	...	-0.04	...	Flat
1070	05 37 49.44	-06 55 16.4	9.48±0.02	9.51±0.02	9.41±0.05	7.96±0.20	9.68±0.06	9.65±0.06	9.57±0.06	9.52±0.06	8.01±0.11	-2.68	-2.23	-2.65	-2.09	DD
1071	05 38 05.49	-06 53 14.6	10.09±0.02	10.04±0.02	9.79±0.08	8.24±0.24	10.09±0.06	10.06±0.06	10.06±0.06	9.92±0.06	...	-2.56	...	-2.67	...	III
1072	05 37 59.03	-06 58 46.0	11.20±0.02	10.99±0.02	10.35±0.15	...	11.04±0.06	10.86±0.06	10.78±0.06	10.83±0.07	...	-2.34	...	-2.61	...	III
1073	05 37 49.34	-06 51 37.1	11.55±0.02	11.28±0.02	9.41±0.05	6.45±0.06	11.45±0.06	11.43±0.06	11.31±0.06	10.75±0.07	6.62±0.07	-2.12	-0.86	-2.04	-0.46	TD?
1074	05 37 58.45	-06 56 35.1	14.09±0.03	11.68±0.02	...	8.44±0.40	13.11±0.06	11.71±0.06	11.23±0.06	11.28±0.09	...	...	...	-0.87	...	II
1075	05 37 55.34	-06 50 09.4	13.37±0.03	13.10±0.03	10.59±0.16	7.60±0.21	13.34±0.06	13.23±0.06	13.20±0.09	13.21±0.49	...	-2.64	...	-2.80	...	III
1076	05 37 47.47	-06 55 35.5	15.68±0.06	14.39±0.06	12.12±0.47	...	15.77±0.07	15.06±0.06	14.17±0.14	13.32±0.54	9.32±0.34	...	...	+0.01	+0.20	Flat
1077	05 37 32.29	-07 04 58.7	11.50±0.02	11.38±0.02	12.11±0.41	...	11.55±0.06	11.37±0.06	11.36±0.06	11.38±0.07	...	-2.56	...	-2.67	...	III
1078	05 38 19.59	-07 00 25.7	...	...	...	...	16.55±0.09	15.56±0.07	...	...	...	...	...	...	...	...
1079	05 39 11.60	-07 13 09.7	11.84±0.02	10.71±0.02	...	...	11.24±0.06	10.58±0.06	10.36±0.06	10.40±0.06	...	-0.97	...	-1.94	...	II
1080	05 39 53.77	-07 09 53.5	12.18±0.02	11.98±0.02	11.68±0.28	...	12.00±0.06	11.78±0.06	11.87±0.06	11.83±0.09	...	-2.37	...	-2.70	...	III
1081	05 39 46.20	-07 09 18.6	16.15±0.09	15.43±0.12	...	...	16.00±0.07	15.18±0.06	...	...	...	...	...	...	...	...
1082	05 39 28.20	-07 10 20.3	...	...	...	...	17.80±0.16	17.15±0.12	...	...	...	...	...	...	...	...
1083	05 38 34.36	-07 10 40.3	10.64±0.02	10.03±0.02	9.89±0.06	8.89±0.50	10.31±0.06	9.93±0.06	9.81±0.06	9.83±0.06	...	-2.53	...	-2.60	...	III
1084	05 38 46.36	-07 11 19.2	11.28±0.02	10.82±0.02	11.09±0.24	8.42±0.35	11.02±0.06	10.71±0.06	10.72±0.06	10.68±0.06	...	-2.68	...	-2.73	...	III
1085	05 38 45.04	-07 09 10.4	15.90±0.07	14.58±0.07	11.27±0.23	...	15.84±0.07	15.15±0.06	14.17±0.11	13.62±0.28	...	...	...	-0.21	...	Flat
1086	05 38 43.53	-07 10 13.0	16.81±0.14	15.08±0.09	...	...	16.75±0.09	15.43±0.06	14.46±0.14	13.40±0.24	...	...	...	+0.96	...	I
1087	05 39 53.30	-07 19 56.7	11.56±0.03	11.09±0.02	11.67±0.31	...	11.49±0.06	11.18±0.06	10.76±0.06	10.88±0.07	...	-2.35	...	-2.27	...	III
1088	05 39 55.05	-07 16 29.4	15.70±0.06	14.72±0.07	...	...	15.62±0.06	14.82±0.06	14.20±0.12	13.05±0.22	...	...	...	+0.07	...	Flat
1089	05 40 05.52	-07 11 31.6	15.98±0.09	15.33±0.13	10.98±0.20	7.48±0.16	15.85±0.07	15.45±0.06	...	...	...	...	...	...	...	...
1090	05 40 06.02	-07 16 13.5	16.75±0.15	15.05±0.09	...	...	16.12±0.07	15.36±0.06	13.93±0.10	13.00±0.21	...	...	...	+0.90	...	I
1091	05 39 57.72	-07 23 21.7	...	...	...	...	16.45±0.07	15.73±0.07	14.55±0.24	...	...	...	...	...	...	...
1092	05 40 01.29	-07 23 25.5	17.36±0.24	15.08±0.10	...	...	16.51±0.08	15.20±0.06	14.31±0.15	13.94±0.57	...	...	...	+0.08	...	Flat
1093	05 39 35.32	-07 17 36.7	...	...	...	...	16.92±0.09	16.46±0.09	...	...	...	...	...	...	...	...
1094	05 40 00.46	-07 23 37.7	...	...	...	...	17.14±0.10	16.84±0.10	...	...	...	...	...	...	...	...
1095	05 39 47.61	-07 14 24.5	...	...	...	...	17.32±0.11	16.85±0.10	...	...	...	...	...	...	...	...
1096	05 39 46.88	-07 15 52.4	...	...	...	...	17.82±0.16	16.76±0.09	...	...	...	...	...	...	...	...
1097	05 38 51.98	-07 28 28.5	10.17±0.02	10.21±0.02	10.17±0.07	...	10.30±0.06	10.20±0.06	10.33±0.06	10.23±0.06	...	-2.72	...	-2.81	...	III
1098	05 39 37.75	-07 26 22.9	11.68±0.02	11.04±0.02	11.06±0.25	7.08±0.09	11.64±0.06	10.85±0.06	11.05±0.06	10.81±0.07	7.51±0.09	-2.55	-1.45	-2.38	-1.07	II
1099	05 38 54.38	-07 28 00.7	...	...	...	...	11.87±0.06	11.51±0.06	11.57±0.06	11.54±0.08	...	-2.41	...	-2.54	...	III
1100	05 38 59.53	-07 27 54.1	15.82±0.06	14.74±0.09	11.60±0.25	...	15.60±0.06	14.35±0.06	13.68±0.08	12.60±0.15	8.88±0.24	...	...	+0.49	+0.23	Flat
1101	05 39 17.97	-07 30 21.9	16.22±0.09	14.78±0.09	11.48±0.22	9.15±0.54	15.69±0.06	14.70±0.06	13.93±0.11	13.15±0.22	...	...	...	+0.05	...	Flat
1102	05 39 03.45	-07 24 28.1	16.74±0.14	16.94±0.52	11.88±0.31	...	16.50±0.08	15.89±0.07	14.88±0.16	...	...	...	...	...	...	...
1103	05 40 39.58	-07 35 11.8	14.17±0.03	14.02±0.05	...	8.50±0.28	14.31±0.06	13.99±0.06	14.35±0.11	...	...	...	...	...	...	...

Table 3 continued.

RA ID	DEC (J2000)	W1 (mag)	W2 (mag)	W3 (mag)	W4 (mag)	[3.6] (mag)	[4.5] (mag)	[5.8] (mag)	[8.0] (mag)	[24] (mag)	$\alpha$ 2-8 $\mu$ m	$\alpha$ 2-24 $\mu$ m	$\alpha$ 3.6-8 $\mu$ m	$\alpha$ 3.6-24 $\mu$ m	Class
1104 05 40 11.35	-07 25 28.4	16.27±0.10	14.57±0.07	10.70±0.12	8.02±0.23	16.00±0.07	14.88±0.06	13.89±0.09	13.16±0.26	...	...	...	+0.43	...	I
1105 05 40 05.24	-07 27 18.9	16.54±0.12	15.10±0.09	10.59±0.19	7.60±0.15	16.50±0.08	15.79±0.07	...	...	...	...	...	...	...	...
1106 05 40 56.25	-07 31 47.7	...	...	...	...	16.58±0.07	16.13±0.08	14.96±0.17	...	...	...	...	...	...	...
1107 05 40 20.35	-07 26 07.9	...	...	...	...	17.33±0.12	16.34±0.09	...	...	...	...	...	...	...	...
1108 05 39 50.88	-07 44 27.9	15.35±0.05	14.64±0.07	12.02±0.35	8.20±0.22	15.48±0.06	14.93±0.06	14.19±0.17	13.19±0.47	...	...	...	-0.18	...	Flat
1109 05 39 56.27	-07 33 34.8	16.93±0.15	15.56±0.15	...	...	16.25±0.07	15.29±0.06	...	13.68±0.21	...	...	...	-0.05	...	Flat
1110 05 39 38.68	-07 45 05.2	12.11±0.02	11.92±0.02	11.45±0.19	...	12.08±0.06	12.01±0.06	11.90±0.06	12.00±0.07	...	-2.55	...	-2.73	...	III
1111 05 39 37.94	-07 47 20.8	15.06±0.04	14.37±0.06	11.83±0.29	8.47±0.28	15.26±0.06	14.61±0.06	14.37±0.09	...	...	...	...	...	...	...
1112 05 40 37.78	-07 37 51.5	10.48±0.02	10.25±0.02	9.88±0.08	7.58±0.12	10.38±0.06	10.07±0.06	10.07±0.06	10.14±0.06	...	-2.61	...	-2.74	...	III
1113 05 40 51.78	-07 37 13.5	10.69±0.02	10.55±0.02	10.13±0.07	7.93±0.18	10.58±0.06	10.46±0.06	10.33±0.06	10.45±0.06	...	-2.65	...	-2.80	...	III
1114 05 41 16.32	-07 35 35.9	11.34±0.03	11.15±0.02	11.56±0.29	8.66±0.36	11.22±0.06	11.18±0.06	11.09±0.06	11.11±0.07	...	-2.47	...	-2.69	...	III
1115 05 41 10.70	-07 38 45.2	11.62±0.02	11.46±0.02	10.87±0.14	8.17±0.26	11.51±0.06	11.34±0.06	11.40±0.06	11.57±0.07	...	-2.59	...	-2.96	...	III
1116 05 41 26.44	-07 35 35.1	13.04±0.03	12.85±0.03	...	...	12.76±0.06	12.47±0.06	12.70±0.07	12.80±0.14	...	-2.45	...	-2.99	...	III
1117 05 40 43.95	-07 35 57.7	...	...	...	...	17.44±0.11	16.54±0.08	...	...	...	...	...	...	...	...
1118 05 40 49.33	-07 46 32.7	11.54±0.02	11.25±0.02	9.37±0.04	5.33±0.03	11.34±0.06	11.13±0.06	11.03±0.06	10.78±0.06	5.25±0.06	-2.41	-0.51	-2.35	+0.10	TD
1119 05 40 22.88	-07 42 56.3	14.29±0.03	13.98±0.05	...	...	14.50±0.06	14.18±0.06	13.76±0.07	...	...	...	...	...	...	...
1120 05 40 42.28	-07 43 14.8	...	...	...	...	15.83±0.06	14.87±0.06	14.11±0.09	13.31±0.15	...	...	...	+0.03	...	Flat
1121 05 40 01.97	-07 43 46.5	...	...	...	...	17.10±0.08	16.59±0.08	...	...	...	...	...	...	...	...
1122 05 40 13.76	-07 41 55.6	...	...	...	...	17.36±0.09	16.68±0.08	...	...	...	...	...	...	...	...
1123 05 39 46.63	-07 50 20.6	...	...	...	...	16.40±0.07	15.41±0.06	14.54±0.10	14.02±0.61	...	...	...	-0.10	...	Flat
1124 05 41 34.66	-07 51 00.4	9.65±0.02	9.71±0.02	9.63±0.05	8.54±0.26	10.02±0.06	9.72±0.06	9.65±0.06	9.67±0.06	...	-2.64	...	-2.47	...	III
1125 05 42 05.57	-07 48 19.5	11.69±0.02	11.55±0.02	11.50±0.21	8.52±0.30	11.40±0.06	11.25±0.06	11.06±0.06	11.34±0.06	...	-2.38	...	-2.76	...	III
1126 05 41 43.96	-07 56 33.5	12.08±0.02	11.67±0.02	12.19±0.37	...	11.74±0.06	11.58±0.06	11.43±0.06	11.62±0.07	...	-2.56	...	-2.86	...	III
1127 05 41 57.01	-07 51 43.6	...	...	...	...	16.79±0.08	16.13±0.08	15.24±0.44	14.20±0.29	...	...	...	+0.18	...	Flat
1128 05 41 31.43	-07 54 33.7	...	...	...	...	17.20±0.10	16.64±0.09	...	...	...	...	...	...	...	...
1129 05 41 31.74	-07 59 31.6	...	...	...	...	16.36±0.07	15.82±0.07	...	...	...	...	...	...	...	...
1130 05 41 10.48	-07 55 29.9	...	...	...	...	17.77±0.13	16.84±0.10	...	...	...	...	...	...	...	...
1131 05 42 01.52	-07 56 15.2	11.94±0.02	11.74±0.02	11.33±0.37	8.16±0.19	11.91±0.06	11.78±0.06	11.58±0.06	11.80±0.10	...	-2.48	...	-2.69	...	III
1132 05 42 32.65	-08 04 27.4	16.26±0.10	15.11±0.10	11.69±0.27	8.48±0.26	16.17±0.07	15.55±0.07	...	...	9.10±0.23	...	...	...	+0.69	I
1133 05 41 59.79	-08 00 40.8	...	...	...	...	17.02±0.10	16.40±0.10	...	...	...	...	...	...	...	...
1134 05 42 16.91	-07 56 09.9	...	...	...	...	17.19±0.11	16.51±0.10	...	...	...	...	...	...	...	...
1135 05 41 51.78	-07 58 35.0	...	...	...	...	17.20±0.12	16.59±0.11	...	...	...	...	...	...	...	...
1136 05 42 05.27	-08 03 37.7	...	...	...	...	17.39±0.12	16.89±0.12	...	...	...	...	...	...	...	...
1137 05 42 10.83	-07 53 32.2	...	...	...	...	17.65±0.15	16.27±0.09	...	...	...	...	...	...	...	...
1138 05 41 50.35	-08 09 11.1	15.60±0.05	14.03±0.05	10.81±0.11	7.46±0.11	15.45±0.06	14.22±0.06	13.43±0.08	12.46±0.10	9.13±0.24	...	...	+0.53	+0.03	Flat
1139 05 41 45.33	-08 07 23.2	16.23±0.09	15.23±0.11	10.52±0.11	7.34±0.10	16.18±0.07	15.07±0.06	14.12±0.11	13.19±0.17	...	...	...	+0.58	...	I
1140 05 42 21.28	-08 08 00.2	7.88±0.02	7.90±0.02	8.81±0.46	...	7.93±0.06	7.79±0.06	7.92±0.06	7.98±0.06	8.62±0.16	-2.79	-3.16	-2.95	-3.31	III
1141 05 42 48.13	-08 16 24.9	...	...	...	...	10.96±0.06	10.76±0.06	10.85±0.06	10.75±0.06	...	-2.53	...	-2.70	...	III
1142 05 42 48.90	-08 11 24.2	11.14±0.02	10.82±0.02	...	9.09±0.53	11.00±0.06	10.77±0.06	10.76±0.06	11.02±0.21	...	-2.79	...	-3.02	...	III
1143 05 42 56.24	-08 15 06.6	11.49±0.03	11.28±0.03	10.93±0.20	7.78±0.20	11.29±0.06	11.27±0.06	11.15±0.06	11.29±0.06	...	-2.52	...	-2.87	...	III
1144 05 42 43.07	-08 18 35.0	11.37±0.03	11.25±0.03	11.23±0.16	8.10±0.19	11.51±0.06	11.08±0.06	11.15±0.06	11.06±0.06	...	-2.59	...	-2.51	...	III
1145 05 42 34.07	-08 15 29.6	12.03±0.02	11.81±0.02	11.39±0.37	7.72±0.17	11.93±0.06	12.09±0.06	11.80±0.06	11.63±0.15	...	-2.47	...	-2.48	...	III
1146 05 42 40.53	-08 18 15.7	12.06±0.02	11.79±0.02	11.77±0.26	8.13±0.20	11.94±0.06	11.67±0.06	11.68±0.06	11.71±0.15	...	-2.43	...	-2.68	...	III
1147 05 42 48.97	-08 15 00.4	11.92±0.02	11.75±0.02	11.26±0.20	...	12.00±0.06	11.60±0.06	11.66±0.07	11.59±0.07	...	-2.45	...	-2.50	...	III
1148 05 42 37.90	-08 14 52.3	13.27±0.03	12.97±0.03	11.67±0.47	8.21±0.25	13.18±0.06	13.06±0.06	12.88±0.06	...	...	...	...	...	...	III
1149 05 43 02.92	-08 12 21.6	...	...	...	...	13.99±0.06	14.17±0.06	13.76±0.08	...	...	...	...	...	...	III
1150 05 42 50.47	-08 03 29.7	16.14±0.08	14.76±0.07	10.96±0.11	8.52±0.28	15.83±0.13	14.53±0.07	14.11±0.16	12.74±0.32	...	...	...	+0.52	...	I
1151 05 42 51.44	-08 11 09.5	16.41±0.11	14.62±0.07	...	...	15.95±0.14	14.79±0.08	13.87±0.08	12.81±0.34	...	...	...	+0.73	...	I
1152 05 43 06.76	-08 05 35.2	...	...	...	...	16.12±0.17	15.72±0.14	14.81±0.29	...	...	...	...	...	...	...
1153 05 42 41.35	-08 13 39.7	16.73±0.14	14.86±0.08	11.57±0.48	8.66±0.43	16.46±0.21	15.81±0.15	...	...	...	...	...	...	...	...
1154 05 42 35.79	-08 19 24.3	15.60±0.06	14.11±0.05	10.92±0.12	8.02±0.19	15.39±0.06	14.25±0.06	13.40±0.07	12.55±0.09	9.18±0.25	...	...	+0.39	-0.02	Flat
1155 05 42 30.82	-08 20 47.5	...	...	...	...	16.75±0.13	15.52±0.06	14.74±0.28	13.49±0.16	...	...	...	+0.82	...	I
1156 05 42 19.91	-08 16 44.0	...	...	...	...	17.86±0.27	17.15±0.18	...	...	...	...	...	...	...	...
1157 05 43 19.00	-08 16 29.5	10.82±0.02	10.66±0.02	10.37±0.10	7.97±0.18	10.70±0.06	10.73±0.06	10.58±0.06	10.71±0.06	...	-2.65	...	-2.87	...	III
1158 05 43 24.59	-08 13 27.5	10.98±0.02	10.89±0.02	10.54±0.21	7.48±0.13	10.83±0.06	10.59±0.06	10.78±0.06	10.73±0.06	...	-2.46	...	-2.82	...	III
1159 05 43 05.91	-08 21 50.6	11.53±0.02	11.29±0.02	10.36±0.06	7.97±0.17	11.46±0.06	11.25±0.06	11.27±0.06	11.14±0.06	...	-2.38	...	-2.56	...	III
1160 05 43 08.18	-08 16 40.3	11.69±0.02	11.51±0.02	10.65±0.09	8.47±0.26	11.62±0.06	11.35±0.06	11.59±0.06	11.45±0.06	...	-2.55	...	-2.80	...	III
1161 05 43 11.47	-08 20 58.8	12.64±0.02	12.34±0.03	11.68±0.25	7.99±0.17	12.56±0.06	12.40±0.06	12.04±0.06	12.25±0.08	...	-2.32	...	-2.45	...	III
1162 05 43 01.24	-08 24 05.5	14.12±0.03	13.75±0.04	11.24±0.14	8.01±0.18	13.99±0.06	14.01±0.06	13.81±0.08	13.54±0.17	...	-2.28	...	-2.30	...	III

Table 3 continued.

ID	RA (J2000)	DEC (J2000)	W1 (mag)	W2 (mag)	W3 (mag)	W4 (mag)	[3.6] (mag)	[4.5] (mag)	[5.8] (mag)	[8.0] (mag)	[24] (mag)	$\alpha$ 2-8 $\mu\text{m}$	$\alpha$ 2-24 $\mu\text{m}$	$\alpha$ 3.6-8 $\mu\text{m}$	$\alpha$ 3.6-24 $\mu\text{m}$	Class
1163	05 43 18.77	-08 16 56.5	15.90±0.06	14.68±0.07	11.82±0.29	8.52±0.29	15.63±0.06	14.47±0.06	13.48±0.07	12.36±0.08	8.53±0.15	...	...	+0.90	+0.44	I
1164	05 42 51.01	-08 20 10.2	17.29±0.20	15.64±0.15	11.34±0.16	7.99±0.17	16.36±0.07	15.27±0.06	14.08±0.09	13.31±0.14	...	...	...	+0.71	...	I
1165	05 43 06.83	-08 18 07.5	16.28±0.09	15.45±0.13	11.51±0.19	8.41±0.25	16.39±0.07	15.75±0.07	14.73±0.13	...	...	...	...	...	...	...
1166	05 42 30.62	-08 32 55.2	9.13±0.02	8.85±0.02	7.97±0.02	4.15±0.02	9.20±0.06	8.92±0.06	8.70±0.06	8.47±0.06	3.89±0.06	-1.89	-0.65	-2.04	-0.30	TD
1167	05 42 51.80	-08 27 05.2	12.67±0.02	12.50±0.03	11.22±0.14	8.63±0.32	12.77±0.06	12.33±0.06	12.35±0.06	12.46±0.09	...	...	...	-2.57	...	III
1168	05 43 07.43	-08 30 29.6	12.79±0.02	12.60±0.03	12.09±0.36	9.08±0.47	12.97±0.06	12.58±0.06	12.61±0.06	12.57±0.10	...	...	...	-2.46	...	III
1169	05 42 47.14	-08 22 23.0	15.97±0.07	15.52±0.14	11.36±0.15	8.57±0.31	16.12±0.06	16.11±0.07	15.19±0.19	...	...	...	...	...	...	...
1170	05 42 43.25	-08 33 01.0	16.85±0.14	16.77±0.45	...	...	16.34±0.06	15.85±0.06	15.00±0.35	...	...	...	...	...	...	...
1171	05 42 45.16	-08 28 05.4	16.48±0.10	15.94±0.19	11.28±0.13	9.06±0.45	16.59±0.07	15.84±0.06	...	...	...	...	...	...	...	...
1172	05 42 36.16	-08 35 39.5	17.33±0.26	15.71±0.17	...	...	16.63±0.07	15.70±0.06	...	...	9.68±0.22	...	...	...	+0.45	I
1173	05 42 41.88	-08 27 38.1	18.11±0.45	16.13±0.23	11.51±0.16	...	17.40±0.08	16.14±0.07	...	...	...	...	...	...	...	...
1174	05 42 09.85	-08 42 30.1	12.22±0.02	12.04±0.02	...	...	11.97±0.06	12.00±0.06	11.92±0.06	12.02±0.06	...	-2.47	...	-2.88	...	III
1175	05 42 28.87	-08 38 59.4	12.73±0.02	12.56±0.03	...	...	12.69±0.06	12.51±0.06	12.35±0.06	12.48±0.07	...	-2.46	...	-2.59	...	III
1176	05 42 23.62	-08 36 58.3	13.05±0.03	12.75±0.03	...	...	13.00±0.06	12.90±0.06	12.76±0.06	12.78±0.08	...	-2.34	...	-2.57	...	III
1177	05 42 27.98	-08 38 07.2	...	...	...	...	16.87±0.07	16.47±0.07	...	...	...	...	...	...	...	...
1178	05 42 28.90	-08 37 43.0	...	...	...	...	16.88±0.07	16.49±0.08	15.03±0.14	...	...	...	...	...	...	...
1179	05 43 37.55	-08 36 22.0	...	...	...	...	16.96±0.07	16.61±0.08	...	...	...	...	...	...	...	...
1180	05 42 50.51	-08 39 57.8	9.68±0.02	9.04±0.02	7.21±0.02	4.43±0.03	9.56±0.06	9.01±0.06	8.96±0.06	8.56±0.06	4.21±0.06	-1.75	-0.66	-1.91	-0.35	II
1181	05 43 10.73	-08 31 50.1	10.02±0.02	9.99±0.02	9.90±0.06	8.90±0.41	9.94±0.06	10.12±0.06	9.82±0.06	10.14±0.06	9.84±0.25	-2.71	-2.79	-2.96	-2.87	III
1182	05 43 12.62	-08 34 42.1	10.33±0.02	10.15±0.02	10.29±0.08	...	10.46±0.06	10.25±0.06	10.12±0.06	10.10±0.06	9.96±0.29	-2.59	-2.72	-2.53	-2.75	III
1183	05 42 47.12	-08 37 57.0	10.43±0.03	10.10±0.02	10.37±0.13	...	10.49±0.06	10.23±0.06	10.00±0.06	10.09±0.06	...	-2.48	...	-2.51	...	III
1184	05 42 49.71	-08 37 09.7	10.34±0.02	10.37±0.02	10.91±0.17	...	10.69±0.06	10.44±0.06	10.66±0.06	10.93±0.06	...	-2.87	...	-3.20	...	III
1185	05 43 13.53	-08 31 00.5	11.32±0.02	10.91±0.02	9.74±0.05	6.00±0.04	11.21±0.06	10.87±0.06	10.78±0.06	10.82±0.06	5.90±0.06	-2.40	-0.81	-2.59	-0.35	TD
1186	05 42 53.93	-08 38 24.7	11.53±0.03	11.39±0.02	...	...	11.63±0.06	11.66±0.06	11.47±0.06	11.40±0.07	...	-2.50	...	-2.56	...	III
1187	05 42 57.11	-08 46 03.5	12.66±0.02	12.47±0.03	...	...	12.37±0.06	12.14±0.06	12.16±0.06	12.36±0.09	...	-2.32	...	-2.87	...	III
1188	05 42 56.39	-08 37 45.9	12.44±0.02	12.19±0.03	...	...	12.41±0.06	12.17±0.06	12.27±0.06	12.36±0.09	8.85±0.12	-2.56	-1.46	-2.84	-1.17	TD
1189	05 43 18.80	-08 40 40.4	13.15±0.03	12.84±0.03	...	...	12.70±0.06	12.76±0.06	12.54±0.06	12.66±0.10	...	-2.20	...	-2.74	...	III
1190	05 43 01.05	-08 34 32.6	15.01±0.04	13.89±0.04	11.08±0.14	...	14.84±0.06	13.92±0.06	12.98±0.06	12.11±0.08	8.61±0.10	...	...	+0.31	+0.04	Flat
1191	05 43 03.99	-08 32 39.8	16.17±0.08	14.75±0.08	...	9.18±0.54	16.06±0.06	14.83±0.06	14.09±0.08	13.09±0.13	9.62±0.21	...	...	+0.49	+0.09	Flat
1192	05 42 42.12	-08 39 28.9	16.45±0.10	15.69±0.15	...	...	16.54±0.07	15.99±0.07	...	...	...	...	...	...	...	...
1193	05 42 59.11	-08 33 42.7	17.29±0.20	15.68±0.15	...	...	16.93±0.07	15.97±0.07	14.85±0.30	14.04±0.27	...	...	...	+0.53	...	I
1194	05 43 06.54	-08 37 07.8	17.28±0.21	16.14±0.25	...	...	16.94±0.07	16.10±0.07	...	...	...	...	...	...	...	...
1195	05 42 32.23	-08 38 50.3	9.19±0.02	9.19±0.02	9.23±0.05	...	9.23±0.06	9.20±0.06	9.03±0.06	9.15±0.06	9.18±0.15	-2.64	-2.84	-2.72	-2.92	III
1196	05 42 42.43	-08 48 14.1	9.86±0.02	9.40±0.02	8.30±0.03	4.73±0.03	9.50±0.06	9.14±0.06	8.83±0.06	8.79±0.06	4.60±0.06	-1.88	-0.83	-2.14	-0.56	TD
1197	05 39 58.26	-07 37 12.7	9.97±0.02	9.93±0.02	9.96±0.06	8.17±0.29	9.98±0.06	9.90±0.06	9.84±0.06	9.98±0.06	...	-2.58	...	-2.84	...	III
1198	05 42 49.13	-08 20 37.1	11.62±0.02	11.44±0.02	10.55±0.08	7.80±0.15	11.44±0.06	11.18±0.06	11.32±0.06	11.33±0.06	...	-2.45	...	-2.82	...	III
1199	05 34 44.05	-06 17 43.4	...	...	...	...	17.52±0.15	17.26±0.20	...	...	...	...	...	...	...	...
1200	05 37 49.34	-06 28 35.5	8.51±0.02	8.54±0.02	7.98±0.06	5.99±0.13	8.95±0.06	8.84±0.06	8.87±0.06	8.72±0.06	8.31±0.20	-2.76	-2.68	-2.60	-2.62	III
1201	05 36 14.14	-06 33 32.5	...	...	...	...	17.30±0.12	16.21±0.13	...	...	...	...	...	...	...	...
1202	05 39 25.65	-07 07 39.7	16.75±0.16	15.81±0.17	11.15±0.38	8.22±0.45	16.97±0.10	16.48±0.08	...	...	...	...	...	...	...	...
1203	05 40 06.57	-07 24 01.1	9.21±0.02	8.40±0.02	6.34±0.01	4.57±0.03	9.51±0.06	8.87±0.06	8.39±0.06	7.52±0.06	4.79±0.06	-0.82	-0.73	-0.68	-0.67	II
1204	05 39 55.68	-07 46 51.9	15.78±0.06	14.13±0.05	10.92±0.12	8.17±0.21	15.42±0.06	13.98±0.06	13.14±0.06	11.89±0.07	8.58±0.10	...	...	+1.10	+0.25	Flat
1205	05 41 46.25	-07 49 41.8	...	...	...	...	17.45±0.15	16.02±0.07	...	...	...	...	...	...	...	...
1206	05 42 21.09	-07 53 01.6	16.56±0.12	15.74±0.18	11.93±0.29	...	16.05±0.07	15.01±0.06	...	...	9.65±0.23	...	...	...	+0.08	Flat
1207	05 42 42.89	-08 16 03.4	16.46±0.11	14.36±0.05	...	8.27±0.28	15.49±0.06	14.40±0.06	13.30±0.07	11.83±0.17	8.62±0.16	...	...	+1.36	+0.35	I
1208	05 43 04.69	-08 08 01.4	...	...	...	...	17.22±0.11	16.08±0.19	...	...	...	...	...	...	...	...
1209	05 39 50.98	-07 44 28.2	15.35±0.05	14.64±0.07	12.02±0.35	8.20±0.22	16.36±0.08	15.17±0.06	14.28±0.09	13.10±0.13	...	...	...	+0.86	...	I
1210	05 34 49.92	-06 15 29.0	12.46±0.03	12.25±0.03	11.07±0.49	7.35±0.21	12.20±0.06	12.07±0.06	12.03±0.06	10.69±0.08	...	-1.52	...	-1.18	...	II
1211	05 34 06.22	-06 30 44.8	10.48±0.02	10.38±0.02	9.71±0.06	5.80±0.05	10.24±0.06	10.20±0.06	10.17±0.06	10.17±0.06	5.70±0.06	-2.47	-1.02	-2.77	-0.63	TD
1212	05 34 15.24	-06 29 58.4	16.01±0.09	13.93±0.05	10.48±0.09	8.36±0.30	15.11±0.06	13.89±0.06	12.93±0.07	11.90±0.09	8.55±0.23	...	...	+0.82	+0.15	Flat
1213	05 37 58.80	-06 43 33.4	10.86±0.02	10.30±0.02	8.17±0.03	6.31±0.07	11.85±0.06	11.24±0.06	10.86±0.06	9.42±0.06	6.21±0.07	-0.75	-0.39	-0.14	-0.14	Flat
1214	05 40 07.40	-07 16 03.6	...	...	...	...	11.77±0.10	11.65±0.12	11.30±0.13	10.77±0.13	7.15±0.08	-1.93	-0.96	-1.69	-0.60	TD
1215	05 43 00.33	-08 13 16.9	14.20±0.03	13.81±0.04	...	8.61±0.35	14.40±0.06	14.00±0.06	14.23±0.18	14.15±0.26	...	-2.65	...	-2.83	...	III
1216	05 36 59.23	-06 09 16.0	6.69±0.04	6.06±0.02	3.56±0.01	1.94±0.01	6.27±0.06	5.72±0.06	5.48±0.06	4.34±0.06	1.68±0.06	-0.47	-0.58	-0.72	-0.67	II
1217	05 43 24.49	-08 13 27.2	...	...	...	...	10.89±0.06	10.72±0.06	10.83±0.06	10.67±0.08	...	-2.43	...	-2.65	...	III
1218	05 36 17.21	-06 38 01.3	12.23±0.03	10.61±0.02	8.91±0.14	3.62±0.02	12.45±0.06	11.29±0.06	11.04±0.06	11.14±0.14	3.65±0.06	-0.24	+1.11	-1.47	+1.27	I
1219	05 35 47.30	-06 26 14.7	13.53±0.03	12.11±0.03	11.76±0.29	5.21±0.04	13.31±0.06	12.35±0.06	11.88±0.07	11.71±0.15	4.96±0.06	-0.20	+0.93	-1.07	+1.09	I
1220	05 35 22.16	-06 13 06.2	13.55±0.04	11.37±0.02	8.88±0.05	4.48±0.04	13.39±0.06	11.61±0.06	11.39±0.06	11.29±0.10	4.51±0.06	...	...	-0.68	+1.18	I

Table 3 continued.

RA ID	DEC (J2000)	W1 (mag)	W2 (mag)	W3 (mag)	W4 (mag)	[3.6] (mag)	[4.5] (mag)	[5.8] (mag)	[8.0] (mag)	[24] (mag)	$\alpha$ 2-8 $\mu\text{m}$	$\alpha$ 2-24 $\mu\text{m}$	$\alpha$ 3.6-8 $\mu\text{m}$	$\alpha$ 3.6-24 $\mu\text{m}$	Class
1221 05 34 15.88	-06 34 32.5	11.44±0.02	10.30±0.02	7.88±0.02	4.78±0.03	10.79±0.06	10.01±0.06	9.35±0.06	8.68±0.06	4.82±0.06	+0.32	+0.16	-0.43	-0.06	Flat
1222 05 34 15.73	-06 36 04.4	7.93±0.03	7.37±0.02	5.01±0.01	2.89±0.02	7.61±0.06	7.20±0.06	6.86±0.06	6.02±0.06	2.83±0.06	-0.72	-0.55	-1.05	-0.56	II
1223 05 34 29.06	-06 38 51.5	10.96±0.02	10.90±0.02	10.51±0.09	6.61±0.07	10.75±0.06	10.72±0.06	10.61±0.06	10.62±0.06	6.63±0.07	-2.45	-1.19	-2.67	-0.85	TD
1224 05 38 46.53	-07 05 37.4	11.34±0.03	10.49±0.03	9.60±0.07	5.35±0.06	11.31±0.06	10.67±0.06	10.48±0.06	10.35±0.07	5.12±0.06	-1.73	-0.35	-2.03	+0.02	Flat
1225 05 38 53.94	-07 02 32.9	15.23±0.06	13.03±0.04	9.80±0.10	6.73±0.12	14.51±0.06	13.15±0.06	12.63±0.07	11.01±0.08	6.70±0.07	...	...	+0.99	+0.80	I
1226 05 38 52.40	-07 02 13.7	11.22±0.02	10.25±0.02	9.37±0.08	7.06±0.20	10.87±0.06	10.17±0.06	9.88±0.06	9.72±0.06	7.06±0.07	-1.05	-1.04	-1.58	-1.15	II
1227 05 39 01.22	-07 01 09.3	10.79±0.02	10.35±0.02	8.70±0.03	5.80±0.05	10.71±0.06	10.23±0.06	9.96±0.06	9.95±0.06	6.51±0.07	-1.80	-1.09	-2.05	-0.92	II
1228 05 39 28.60	-07 20 31.1	11.73±0.02	10.52±0.02	8.06±0.03	5.23±0.03	11.22±0.06	10.38±0.06	9.67±0.06	9.07±0.06	5.39±0.06	+0.06	-0.03	-0.38	-0.15	Flat
1229 05 39 18.39	-07 20 23.4	15.07±0.05	14.47±0.06	...	7.26±0.14	14.33±0.06	14.01±0.06	13.62±0.09	13.46±0.29	6.91±0.07	-1.93	+0.11	-1.87	+0.75	TD
1230 05 40 45.06	-07 22 24.5	8.41±0.02	7.62±0.02	5.61±0.01	3.64±0.03	8.70±0.06	8.03±0.06	6.88±0.06	6.46±0.06	3.62±0.06	-0.51	-0.58	-0.17	-0.53	II
1231 05 40 43.97	-07 49 30.2	14.89±0.04	13.74±0.04	10.92±0.12	6.66±0.06	14.37±0.06	13.69±0.06	13.77±0.08	12.70±0.10	5.54±0.06	...	...	-1.10	+1.46	I
1232 05 40 20.38	-07 51 14.7	16.89±0.16	14.22±0.05	10.69±0.10	5.84±0.04	16.55±0.07	14.70±0.06	13.62±0.07	12.46±0.09	4.45±0.06	...	...	+1.74	+2.83	I
1233 05 41 01.67	-08 06 44.7	15.34±0.05	12.76±0.03	...	5.57±0.04	15.37±0.06	13.43±0.06	12.92±0.06	12.94±0.09	5.51±0.06	...	...	-0.25	+1.63	I
1234 05 40 54.01	-08 05 12.9	10.60±0.02	8.85±0.02	6.36±0.01	3.68±0.03	10.21±0.06	8.81±0.06	8.33±0.06	7.53±0.06	3.73±0.06	+0.95	+0.43	+0.07	+0.07	Flat
1235 05 39 57.40	-07 29 33.1	16.16±0.09	12.70±0.03	9.86±0.06	3.97±0.02	15.46±0.50	13.60±0.06	11.78±0.06	10.08±0.06	3.74±0.06	...	...	+3.35	+2.63	I
1236 05 39 53.45	-07 30 09.1	11.39±0.02	10.11±0.02	8.15±0.03	6.27±0.07	11.01±0.06	10.12±0.06	9.43±0.06	8.68±0.06	6.11±0.06	+0.02	-0.44	-0.19	-0.63	II
1237 05 40 01.37	-07 25 38.6	16.39±0.11	14.49±0.07	...	6.30±0.07	15.47±0.06	14.71±0.06	14.39±0.12	...	6.21±0.06	...	...	...	+2.03	I
1238 05 39 07.57	-07 10 52.1	15.20±0.05	13.46±0.04	10.25±0.10	5.60±0.04	15.22±0.06	14.36±0.06	13.90±0.10	13.12±0.22	4.86±0.09	...	...	-0.51	+2.16	I
1239 05 37 56.99	-06 36 33.1	11.99±0.02	11.61±0.02	9.64±0.06	6.61±0.11	11.86±0.06	11.46±0.06	11.25±0.06	10.94±0.08	6.58±0.07	-1.81	-0.68	-1.90	-0.35	II
1240 05 38 51.43	-08 01 27.3	9.88±0.02	8.84±0.02	6.52±0.01	4.01±0.02	...	8.75±0.06	...	7.35±0.06	4.21±0.06	-0.46	-0.39	-0.44	-0.38	II
1241 05 41 26.22	-07 56 51.5	...	...	...	...	13.62±0.22	12.38±0.06	10.71±0.06	9.75±0.06	4.26±0.06	...	...	+1.72	+1.54	I
1242 05 40 48.86	-08 06 57.1	12.48±0.02	9.99±0.02	7.60±0.02	2.32±0.02	12.03±0.06	10.14±0.06	9.99±0.06	9.69±0.06	1.68±0.06	+1.06	+1.96	-0.46	+1.92	I
1243 05 43 18.49	-08 09 24.4	12.45±0.02	12.05±0.02	10.91±0.11	9.05±0.44	12.06±0.06	11.74±0.06	11.49±0.06	11.15±0.06	8.82±0.18	-1.64	-1.39	-1.80	-1.35	II
1244 05 43 07.30	-08 44 31.4	...	...	...	...	13.31±0.06	11.76±0.06	11.01±0.06	10.96±0.06	4.04±0.06	+0.32	+1.24	-0.24	+1.41	I
1245 05 43 10.22	-08 46 08.0	13.16±0.03	10.74±0.02	8.39±0.03	3.74±0.02	12.52±0.06	10.92±0.06	9.55±0.06	8.72±0.08	3.27±0.06	+1.66	+1.49	+1.52	+1.41	I
1246 05 38 23.78	-06 37 40.8	10.01±0.05	10.04±0.05	9.93±0.09	8.29±0.48	10.07±0.06	10.06±0.06	10.08±0.06	9.96±0.06	...	-2.59	...	-2.72	...	III
1247 05 38 18.10	-07 02 25.7	3.66±0.11	2.06±0.13	-0.40±0.01	-2.49±0.01	...	...	2.13±0.06	...	-2.13±0.07	...	-0.36	...	-0.44	II
1248 05 34 04.94	-06 23 47.2	11.70±0.02	11.23±0.02	10.04±0.08	...	11.37±0.06	11.07±0.06	10.80±0.06	10.45±0.06	...	-1.59	...	-1.79	...	II
1249 05 34 06.67	-06 24 11.7	10.47±0.02	10.41±0.02	10.54±0.14	...	10.22±0.06	10.22±0.06	10.12±0.06	10.10±0.06	...	-2.60	...	-2.74	...	III
1250 05 34 10.06	-06 26 50.5	13.73±0.03	13.49±0.04	12.32±0.51	8.30±0.25	13.39±0.06	13.29±0.06	13.18±0.07	13.29±0.26	...	-2.29	...	-2.71	...	III
1251 05 34 23.60	-06 18 39.2	11.37±0.02	11.27±0.02	...	...	11.22±0.06	11.11±0.06	11.11±0.06	11.12±0.07	...	-2.46	...	-2.74	...	III
1252 05 34 36.30	-06 16 24.4	12.79±0.02	12.33±0.03	10.65±0.10	...	12.40±0.07	12.18±0.06	11.89±0.06	11.38±0.08	...	-1.53	...	-1.67	...	II
1253 05 34 38.58	-06 35 56.2	11.74±0.02	11.56±0.02	11.64±0.25	8.77±0.41	11.57±0.06	11.68±0.06	11.42±0.06	11.58±0.09	...	-2.46	...	-2.78	...	III
1254 05 34 38.88	-06 25 21.6	10.92±0.03	10.85±0.03	...	...	11.04±0.06	10.93±0.06	10.87±0.06	10.85±0.11	...	-2.45	...	-2.63	...	III
1255 05 34 39.68	-06 18 06.3	12.76±0.03	12.51±0.03	12.06±0.44	...	12.41±0.07	12.30±0.06	12.33±0.06	12.39±0.16	...	-2.40	...	-2.84	...	III
1256 05 34 44.75	-06 40 29.1	12.78±0.03	12.52±0.03	10.73±0.18	8.35±0.37	12.57±0.06	12.49±0.06	12.33±0.07	12.36±0.14	...	-2.32	...	-2.57	...	III
1257 05 34 51.42	-06 34 26.8	14.47±0.04	14.07±0.05	...	...	14.18±0.06	14.00±0.06	13.81±0.13	13.02±0.23	...	-1.57	...	-1.53	...	II
1258 05 34 52.66	-06 35 35.7	13.03±0.03	12.83±0.03	9.45±0.07	6.84±0.10	13.15±0.06	12.91±0.06	12.83±0.08	12.66±0.17	...	-2.29	...	-2.31	...	III
1259 05 34 56.64	-06 34 10.1	12.52±0.03	12.25±0.02	...	...	12.23±0.06	12.23±0.06	12.18±0.07	12.18±0.12	...	-2.37	...	-2.78	...	III
1260 05 34 58.02	-06 12 23.9	9.89±0.02	9.84±0.02	9.15±0.03	7.63±0.20	9.66±0.06	9.63±0.06	9.58±0.06	9.59±0.06	...	-2.49	...	-2.76	...	III
1261 05 35 02.83	-06 12 21.8	...	...	...	...	11.53±0.06	11.44±0.06	11.40±0.06	11.47±0.09	...	-2.38	...	-2.78	...	III
1262 05 35 03.08	-06 12 23.4	...	...	...	...	11.83±0.06	11.70±0.06	11.66±0.06	11.70±0.10	...	-2.42	...	-2.70	...	III
1263 05 35 04.29	-06 39 04.3	13.35±0.03	13.07±0.03	...	...	13.08±0.06	12.93±0.06	13.02±0.08	13.27±0.27	...	-2.60	...	-3.09	...	III
1264 05 35 07.56	-06 33 39.0	...	...	...	...	12.03±0.06	11.97±0.06	11.92±0.06	11.94±0.18	...	-2.49	...	-2.73	...	III
1265 05 35 10.93	-06 33 05.0	13.34±0.03	13.10±0.03	...	...	13.21±0.06	13.00±0.06	13.02±0.10	12.72±0.14	...	-2.27	...	-2.33	...	III
1266 05 35 11.01	-06 47 16.9	13.44±0.03	13.23±0.03	9.31±0.06	6.67±0.10	13.57±0.06	13.36±0.06	13.40±0.08	13.31±0.26	...	-2.45	...	-2.59	...	III
1267 05 35 12.00	-06 25 09.7	14.39±0.04	14.00±0.05	10.03±0.10	6.78±0.08	14.09±0.06	13.90±0.06	13.79±0.17	13.05±0.19	...	-1.71	...	-1.69	...	II
1268 05 35 12.02	-06 49 54.4	11.88±0.02	11.54±0.02	8.88±0.03	6.28±0.06	11.41±0.06	11.45±0.06	10.99±0.06	10.60±0.06	7.31±0.09	-1.65	-1.00	-1.81	-0.83	TD
1269 05 35 15.79	-06 09 39.7	13.41±0.04	13.21±0.05	...	...	13.16±0.06	12.91±0.06	12.84±0.09	12.69±0.14	...	-2.07	...	-2.33	...	III
1270 05 35 16.37	-06 41 13.2	13.19±0.03	12.90±0.03	9.86±0.08	...	13.02±0.06	12.99±0.06	12.84±0.08	13.17±0.25	...	-2.51	...	-2.97	...	III
1271 05 35 18.62	-06 37 11.4	...	...	...	...	15.69±0.08	15.66±0.07	...	...	...	...	...	...	...	III
1272 05 35 20.45	-06 47 25.9	11.52±0.02	11.45±0.02	...	...	11.44±0.06	11.28±0.06	11.27±0.06	11.23±0.07	...	-2.45	...	-2.63	...	III
1273 05 35 20.50	-06 45 41.1	11.17±0.02	10.94±0.02	...	...	11.24±0.06	11.17±0.06	11.06±0.06	11.05±0.07	...	-2.33	...	-2.61	...	III
1274 05 35 20.89	-06 07 17.7	12.65±0.03	12.10±0.03	10.00±0.09	8.02±0.23	12.28±0.07	11.93±0.06	11.58±0.06	10.65±0.07	...	-1.21	...	-0.99	...	II
1275 05 35 23.16	-06 23 36.7	14.57±0.04	14.28±0.08	11.33±0.24	...	14.47±0.06	13.92±0.06	13.50±0.14	12.72±0.14	...	-0.89	...	-0.86	...	II
1276 05 35 24.36	-06 20 03.3	13.31±0.03	13.08±0.03	...	...	13.07±0.06	13.00±0.06	12.94±0.09	13.01±0.18	...	-2.36	...	-2.76	...	III
1277 05 35 24.41	-06 11 14.6	12.94±0.03	12.70±0.03	10.90±0.14	8.23±0.30	12.56±0.06	12.70±0.06	12.49±0.08	12.53±0.25	...	-2.38	...	-2.74	...	III
1278 05 35 26.78	-06 10 34.0	14.37±0.03	13.91±0.05	11.38±0.23	8.75±0.51	14.19±0.06	13.86±0.06	13.45±0.13	12.66±0.14	...	-1.27	...	-1.08	...	II



Table 3 continued.

ID	RA (J2000)	DEC (J2000)	W1 (mag)	W2 (mag)	W3 (mag)	W4 (mag)	[3.6] (mag)	[4.5] (mag)	[5.8] (mag)	[8.0] (mag)	[24] (mag)	$\alpha$ 2-8 $\mu\text{m}$	$\alpha$ 2-24 $\mu\text{m}$	$\alpha$ 3.6-8 $\mu\text{m}$	$\alpha$ 3.6-24 $\mu\text{m}$	Class
1279	05 35 27.90	-06 09 39.1	11.02±0.02	10.87±0.02	10.48±0.12	8.25±0.31	10.89±0.06	10.51±0.06	10.63±0.06	10.61±0.08	...	-2.34	...	-2.62	...	III
1280	05 35 29.80	-06 07 39.5	12.45±0.03	12.30±0.03	10.66±0.19	...	12.18±0.07	12.05±0.06	12.04±0.06	12.04±0.12	...	-2.34	...	-2.70	...	III
1281	05 35 30.38	-06 07 15.1	13.61±0.03	13.37±0.04	9.64±0.08	7.44±0.18	13.45±0.10	13.39±0.06	13.36±0.09	13.00±0.27	...	-2.14	...	-2.35	...	III
1282	05 35 30.61	-06 50 33.7	13.36±0.04	13.11±0.05	10.51±0.26	...	13.25±0.06	13.08±0.06	13.03±0.07	12.99±0.18	...	-2.36	...	-2.56	...	III
1283	05 35 32.84	-06 52 38.4	10.21±0.02	10.20±0.02	10.95±0.27	...	10.07±0.06	9.97±0.06	9.89±0.06	9.98±0.06	...	-2.55	...	-2.76	...	III
1284	05 35 35.24	-06 48 41.6	12.70±0.03	12.46±0.03	...	...	12.59±0.06	12.52±0.06	12.53±0.07	12.45±0.13	...	-2.51	...	-2.69	...	III
1285	05 35 38.09	-06 11 52.3	13.45±0.03	13.28±0.04	10.21±0.34	6.67±0.17	13.31±0.06	13.16±0.06	13.20±0.11	13.06±0.43	...	-2.33	...	-2.59	...	III
1286	05 35 40.40	-06 35 55.0	10.56±0.02	10.52±0.02	9.27±0.12	6.90±0.12	10.58±0.06	10.47±0.06	10.35±0.06	10.41±0.07	...	-2.64	...	-2.72	...	III
1287	05 35 40.87	-06 43 51.7	10.15±0.02	10.16±0.02	11.24±0.31	...	10.04±0.06	10.01±0.06	9.97±0.06	10.05±0.08	...	-2.60	...	-2.86	...	III
1288	05 35 41.69	-06 09 02.1	12.87±0.03	12.72±0.03	...	...	12.57±0.06	12.46±0.06	12.41±0.08	12.36±0.23	...	-2.36	...	-2.62	...	III
1289	05 35 45.52	-06 45 19.8	12.31±0.02	12.16±0.02	9.44±0.05	7.00±0.11	12.18±0.06	12.19±0.06	12.09±0.07	11.95±0.27	...	-2.37	...	-2.55	...	III
1290	05 35 45.87	-06 05 38.8	11.33±0.02	11.26±0.02	8.96±0.15	6.61±0.14	11.22±0.06	11.24±0.06	11.23±0.06	11.50±0.12	...	-2.69	...	-3.14	...	III
1291	05 35 48.79	-06 09 07.2	12.37±0.02	12.21±0.02	10.01±0.20	7.30±0.21	12.10±0.06	12.11±0.06	11.93±0.07	12.01±0.17	...	-2.41	...	-2.69	...	III
1292	05 35 49.12	-06 41 02.8	11.41±0.02	11.28±0.02	9.91±0.09	7.89±0.21	11.37±0.06	11.20±0.06	11.22±0.06	11.24±0.15	...	-2.53	...	-2.72	...	III
1293	05 35 50.24	-06 33 35.4	11.99±0.03	11.75±0.03	...	...	11.80±0.06	11.73±0.06	11.67±0.07	11.70±0.15	...	-2.44	...	-2.73	...	III
1294	05 35 53.19	-06 56 12.9	...	...	...	...	17.54±0.45	17.49±0.37	...	...	...	...	...	...	...	...
1295	05 35 53.68	-06 30 54.7	13.71±0.08	13.24±0.06	8.15±0.03	5.91±0.10	13.63±0.06	13.43±0.06	13.33±0.12	12.54±0.21	...	-1.82	...	-1.63	...	II
1296	05 35 54.52	-06 57 03.3	11.50±0.02	11.34±0.02	10.36±0.16	7.78±0.24	11.45±0.06	11.34±0.06	11.32±0.06	11.33±0.07	...	-2.53	...	-2.74	...	III
1297	05 35 57.05	-06 47 04.8	10.43±0.02	10.44±0.02	9.92±0.09	8.17±0.28	10.58±0.06	10.46±0.06	10.30±0.06	10.37±0.09	...	-2.56	...	-2.59	...	III
1298	05 35 57.67	-06 38 13.4	10.39±0.02	10.34±0.02	...	8.00±0.27	10.25±0.06	10.25±0.06	10.17±0.06	10.23±0.08	...	-2.63	...	-2.82	...	III
1299	05 35 57.96	-06 08 13.7	11.67±0.03	11.43±0.03	...	6.06±0.26	11.52±0.06	11.35±0.06	11.29±0.07	11.24±0.12	...	-2.26	...	-2.54	...	III
1300	05 35 58.79	-06 12 43.7	12.70±0.03	12.51±0.03	10.05±0.16	7.35±0.38	12.66±0.06	12.53±0.06	12.51±0.07	12.63±0.27	...	-2.52	...	-2.81	...	III
1301	05 35 59.23	-06 49 51.8	11.99±0.02	11.85±0.02	11.36±0.26	...	11.88±0.06	11.76±0.06	11.80±0.06	11.82±0.24	...	-2.53	...	-2.79	...	III
1302	05 35 59.64	-06 56 29.3	12.91±0.03	12.71±0.03	...	...	12.85±0.06	12.76±0.06	12.59±0.07	12.56±0.12	...	-2.29	...	-2.48	...	III
1303	05 36 01.39	-06 44 14.5	12.10±0.02	11.91±0.03	10.48±0.14	7.07±0.18	11.86±0.06	11.85±0.06	11.76±0.07	11.83±0.24	...	-2.46	...	-2.79	...	III
1304	05 36 01.94	-07 03 56.7	13.38±0.03	13.07±0.03	...	...	13.09±0.06	13.08±0.06	13.35±0.07	13.05±0.15	...	-2.50	...	-2.87	...	III
1305	05 36 02.88	-06 50 42.3	11.28±0.02	11.13±0.02	10.66±0.11	...	11.06±0.06	11.11±0.06	11.04±0.06	11.14±0.10	...	-2.58	...	-2.91	...	III
1306	05 36 13.76	-06 02 46.3	13.18±0.03	12.88±0.04	9.03±0.04	6.66±0.09	13.04±0.06	12.97±0.06	12.73±0.11	12.74±0.15	...	-2.24	...	-2.46	...	III
1307	05 36 18.65	-06 31 25.5	11.74±0.03	11.57±0.03	10.37±0.25	7.68±0.26	11.54±0.06	11.43±0.06	11.44±0.07	11.47±0.18	...	-2.44	...	-2.78	...	III
1308	05 36 19.53	-06 44 14.8	12.00±0.03	11.78±0.03	...	...	11.82±0.06	11.68±0.06	11.64±0.08	11.76±0.23	...	-2.40	...	-2.78	...	III
1309	05 36 19.78	-06 31 19.3	11.35±0.02	11.30±0.02	...	7.88±0.37	11.24±0.06	11.24±0.06	11.16±0.06	11.23±0.16	...	-2.58	...	-2.81	...	III
1310	05 36 20.86	-06 31 10.2	10.53±0.02	10.50±0.02	...	7.78±0.32	10.54±0.06	10.49±0.06	10.34±0.06	10.40±0.09	...	-2.60	...	-2.68	...	III
1311	05 36 23.96	-06 45 23.8	12.04±0.03	11.78±0.03	...	7.09±0.16	11.92±0.06	11.83±0.06	11.75±0.08	12.39±0.25	...	-2.69	...	-3.36	...	III
1312	05 36 26.33	-06 48 43.6	12.45±0.03	12.17±0.02	10.66±0.16	7.53±0.20	12.29±0.06	12.21±0.06	12.16±0.07	12.04±0.19	...	-2.28	...	-2.57	...	III
1313	05 36 26.48	-06 06 16.4	12.65±0.03	12.44±0.03	...	...	12.40±0.06	12.31±0.06	12.37±0.09	12.42±0.12	...	-2.47	...	-2.90	...	III
1314	05 36 27.65	-06 14 40.5	14.03±0.03	13.71±0.05	...	...	14.12±0.06	13.95±0.06	13.68±0.12	13.21±0.21	...	-1.90	...	-1.97	...	III
1315	05 36 30.48	-06 30 06.8	13.31±0.03	13.08±0.03	...	...	13.11±0.06	12.99±0.06	13.06±0.10	12.95±0.17	...	-2.42	...	-2.71	...	III
1316	05 36 32.81	-06 00 50.2	12.97±0.04	12.71±0.03	...	...	12.87±0.06	12.47±0.06	12.60±0.10	12.53±0.13	...	-2.25	...	-2.55	...	III
1317	05 36 32.98	-06 02 29.9	12.36±0.02	12.16±0.03	9.81±0.06	...	12.14±0.06	11.94±0.06	12.00±0.08	11.95±0.21	...	-2.36	...	-2.67	...	III
1318	05 36 35.42	-06 17 36.2	13.44±0.03	13.21±0.03	...	8.68±0.40	13.28±0.06	13.15±0.06	13.03±0.08	13.15±0.20	...	-2.40	...	-2.68	...	III
1319	05 36 37.48	-06 16 07.5	13.41±0.03	13.13±0.03	10.53±0.12	7.76±0.20	13.22±0.06	13.21±0.06	12.94±0.08	13.33±0.24	...	-2.45	...	-2.90	...	III
1320	05 36 39.97	-06 16 05.0	13.71±0.03	13.39±0.04	10.72±0.20	7.81±0.28	13.54±0.06	13.46±0.06	13.45±0.10	13.52±0.33	...	-2.45	...	-2.82	...	III
1321	05 36 40.44	-06 49 52.9	13.15±0.03	12.98±0.03	10.70±0.21	7.97±0.23	13.10±0.06	12.95±0.06	12.80±0.09	12.81±0.16	...	-2.32	...	-2.50	...	III
1322	05 36 41.21	-06 41 01.0	11.97±0.02	11.71±0.02	10.42±0.32	7.42±0.20	11.68±0.06	11.65±0.06	11.55±0.07	11.63±0.21	...	-2.37	...	-2.76	...	III
1323	05 36 41.67	-06 11 46.1	12.47±0.03	12.28±0.03	...	7.58±0.27	12.26±0.06	12.21±0.06	12.23±0.07	12.29±0.18	...	-2.49	...	-2.89	...	III
1324	05 36 41.99	-06 07 06.2	11.22±0.02	11.10±0.02	9.89±0.31	7.42±0.43	11.09±0.06	10.81±0.06	10.99±0.06	10.88±0.08	...	-2.46	...	-2.69	...	III
1325	05 36 43.15	-06 16 56.9	14.20±0.04	13.81±0.04	...	...	13.97±0.06	13.77±0.06	13.78±0.12	...	...	...	...	...	...	III
1326	05 36 43.27	-07 17 47.8	12.27±0.02	12.09±0.03	11.13±0.21	...	11.93±0.06	12.03±0.06	11.72±0.06	11.85±0.08	...	-2.33	...	-2.67	...	III
1327	05 36 44.92	-06 04 35.3	12.66±0.03	12.45±0.03	10.33±0.31	...	12.54±0.06	12.18±0.06	12.23±0.07	12.35±0.18	...	-2.34	...	-2.68	...	III
1328	05 36 46.71	-06 07 22.1	10.95±0.02	10.87±0.02	8.98±0.06	6.76±0.17	10.77±0.06	10.61±0.06	10.70±0.06	10.56±0.09	...	-2.37	...	-2.66	...	III
1329	05 36 50.91	-06 10 55.0	13.36±0.03	13.08±0.03	...	...	13.06±0.06	12.82±0.06	13.11±0.08	13.13±0.20	...	-2.48	...	-3.03	...	III
1330	05 36 52.32	-07 06 10.4	11.65±0.02	11.42±0.02	10.83±0.16	...	11.53±0.06	11.45±0.06	11.43±0.06	11.33±0.07	...	-2.42	...	-2.63	...	III
1331	05 36 53.82	-06 20 53.6	12.28±0.02	12.14±0.02	9.46±0.05	7.09±0.12	12.09±0.06	12.01±0.06	12.00±0.06	11.93±0.14	...	-2.41	...	-2.67	...	III
1332	05 36 54.34	-06 07 21.8	12.48±0.03	12.29±0.03	...	...	12.15±0.06	12.07±0.06	12.01±0.06	12.05±0.15	...	-2.34	...	-2.73	...	III
1333	05 36 55.33	-07 17 49.9	12.29±0.03	12.06±0.03	11.46±0.23	9.00±0.46	12.24±0.06	11.93±0.06	11.88±0.06	11.87±0.08	...	-2.29	...	-2.48	...	III
1334	05 37 09.91	-06 45 46.5	11.87±0.02	11.75±0.03	9.69±0.06	7.27±0.11	11.60±0.06	11.72±0.06	11.63±0.06	11.75±0.14	...	-2.57	...	-2.97	...	III
1335	05 37 16.95	-06 39 19.7	...	...	...	...	18.46±0.32	17.32±0.13	...	...	...	...	...	...	...	...
1336	05 37 19.32	-07 10 23.1	11.38±0.03	11.37±0.03	10.77±0.12	8.18±0.31	11.17±0.06	11.38±0.06	11.20±0.06	11.30±0.07	...	-2.61	...	-2.91	...	III

Table 3 continued.

RA ID	DEC (J2000)	W1 (mag)	W2 (mag)	W3 (mag)	W4 (mag)	[3.6] (mag)	[4.5] (mag)	[5.8] (mag)	[8.0] (mag)	[24] (mag)	$\alpha$ 2-8 $\mu\text{m}$	$\alpha$ 2-24 $\mu\text{m}$	$\alpha$ 3.6-8 $\mu\text{m}$	$\alpha$ 3.6-24 $\mu\text{m}$	Class
1337 05 37 22.68	-07 21 24.8	12.76±0.03	12.41±0.03	10.53±0.09	8.03±0.23	12.72±0.06	12.07±0.06	12.00±0.06	11.67±0.07	8.09±0.10	-1.59	-0.89	-1.76	-0.71	II
1338 05 37 38.90	-06 52 53.2	12.25±0.03	12.99±0.03	11.58±0.29	8.43±0.32	12.92±0.06	13.00±0.06	12.91±0.07	13.05±0.19	...	-2.50	...	-2.95	...	III
1339 05 37 43.01	-06 48 41.3	12.19±0.03	11.95±0.03	...	...	11.98±0.06	11.99±0.06	11.87±0.06	11.99±0.14	...	-2.55	...	-2.83	...	III
1340 05 38 08.76	-07 13 53.1	12.57±0.02	12.29±0.02	...	8.51±0.45	12.25±0.06	12.17±0.06	12.19±0.06	12.09±0.12	...	-2.29	...	-2.69	...	III
1341 05 38 25.42	-06 47 57.5	10.80±0.02	10.24±0.02	9.05±0.05	7.43±0.15	10.78±0.06	10.22±0.06	10.19±0.06	9.86±0.06	7.39±0.10	-1.19	-1.17	-1.89	-1.32	II
1342 05 38 28.29	-07 23 46.1	12.25±0.02	12.06±0.02	10.93±0.15	8.81±0.46	12.21±0.06	11.92±0.06	12.02±0.06	12.14±0.10	...	-2.53	...	-2.82	...	III
1343 05 38 28.56	-06 55 26.7	12.16±0.03	11.88±0.03	10.08±0.09	7.43±0.15	12.03±0.06	11.86±0.06	11.85±0.06	11.85±0.12	...	-2.37	...	-2.67	...	III
1344 05 38 32.31	-07 16 58.3	11.84±0.02	11.58±0.02	11.63±0.31	...	11.68±0.06	11.65±0.06	11.45±0.06	11.63±0.08	...	-2.48	...	-2.74	...	III
1345 05 38 33.45	-07 25 54.8	12.26±0.02	12.11±0.02	12.30±0.46	...	12.22±0.06	12.15±0.06	12.03±0.06	12.09±0.08	...	-2.49	...	-2.68	...	III
1346 05 38 42.30	-06 48 22.1	12.18±0.02	12.05±0.02	11.87±0.37	...	12.12±0.06	12.00±0.06	11.96±0.06	12.03±0.13	...	-2.53	...	-2.75	...	III
1347 05 38 42.49	-07 12 57.8	11.02±0.03	10.84±0.03	8.18±0.03	...	10.88±0.06	10.89±0.06	10.55±0.06	10.39±0.06	...	-2.18	...	-2.22	...	III
1348 05 38 43.60	-07 10 31.0	13.58±0.03	13.27±0.04	...	...	13.60±0.06	13.49±0.06	13.30±0.07	...	...	...	...	...	...	III
1349 05 38 44.98	-07 49 48.1	10.85±0.02	10.76±0.02	11.00±0.12	...	10.75±0.06	10.69±0.06	10.65±0.06	10.71±0.06	...	-2.59	...	-2.80	...	III
1350 05 38 46.67	-07 54 30.1	10.69±0.02	10.72±0.02	10.28±0.08	...	10.89±0.06	10.62±0.06	10.74±0.06	10.69±0.06	...	-2.70	...	-2.69	...	III
1351 05 38 51.31	-07 41 22.1	12.63±0.03	12.43±0.03	11.16±0.12	...	12.55±0.06	12.25±0.06	12.14±0.06	12.45±0.09	...	-2.40	...	-2.74	...	III
1352 05 38 59.04	-07 24 00.6	13.89±0.03	13.65±0.04	10.31±0.08	7.82±0.20	13.99±0.06	13.76±0.06	13.64±0.09	13.69±0.33	...	-2.21	...	-2.51	...	III
1353 05 39 04.42	-07 39 41.8	13.27±0.03	12.82±0.03	12.46±0.47	...	13.36±0.06	13.15±0.06	12.77±0.06	13.19±0.14	...	-2.43	...	-2.57	...	III
1354 05 39 09.09	-07 54 35.7	11.09±0.03	10.93±0.03	10.87±0.13	...	10.97±0.06	11.14±0.06	10.84±0.06	10.97±0.06	...	-2.51	...	-2.74	...	III
1355 05 40 21.59	-08 09 04.0	10.90±0.03	10.73±0.03	10.61±0.12	...	10.92±0.06	10.67±0.06	10.58±0.06	10.57±0.06	...	-2.46	...	-2.51	...	III
1356 05 40 21.94	-07 22 48.0	12.75±0.03	12.31±0.03	11.64±0.31	8.20±0.25	12.62±0.06	12.35±0.06	12.36±0.06	12.58±0.17	...	-2.43	...	-2.84	...	III
1357 05 40 33.66	-08 13 17.9	11.67±0.02	11.47±0.02	11.19±0.17	...	11.75±0.06	11.24±0.06	11.48±0.06	11.36±0.06	...	-2.44	...	-2.57	...	III
1358 05 40 33.91	-08 04 20.6	12.43±0.03	12.19±0.03	12.28±0.40	6.84±0.07	12.28±0.06	12.13±0.06	12.02±0.06	12.21±0.07	...	-2.43	...	-2.76	...	III
1359 05 40 57.14	-07 29 29.9	13.73±0.03	13.46±0.04	12.22±0.52	...	13.66±0.06	13.36±0.06	13.36±0.07	13.41±0.25	...	-2.32	...	-2.62	...	III
1360 05 41 16.82	-07 31 25.7	11.74±0.02	11.62±0.02	11.21±0.31	8.65±0.35	11.54±0.06	11.21±0.06	11.28±0.06	11.42±0.07	...	-2.45	...	-2.78	...	III
1361 05 41 18.36	-07 43 13.3	11.75±0.02	11.71±0.02	11.37±0.19	...	11.75±0.06	11.95±0.06	11.62±0.06	11.80±0.07	...	-2.67	...	-2.81	...	III
1362 05 41 23.16	-08 44 01.3	11.17±0.02	10.94±0.02	10.88±0.13	...	11.14±0.06	10.79±0.06	10.83±0.06	10.77±0.06	...	-2.34	...	-2.53	...	III
1363 05 41 26.49	-08 58 39.3	10.41±0.02	10.04±0.02	7.65±0.02	5.14±0.05	9.88±0.06	9.57±0.06	9.27±0.06	8.53±0.06	5.01±0.08	-1.20	-0.65	-1.38	-0.52	II
1364 05 41 37.38	-09 07 51.0	10.96±0.02	10.70±0.02	9.12±0.04	7.65±0.23	10.69±0.06	10.51±0.06	10.30±0.06	9.72±0.06	7.12±0.16	-1.77	-1.29	-1.75	-1.14	II
1365 05 41 42.08	-09 05 00.3	11.60±0.02	11.61±0.02	...	...	11.39±0.06	11.34±0.06	11.31±0.06	11.35±0.06	...	-2.50	...	-2.81	...	III
1366 05 42 04.10	-07 54 43.2	11.74±0.02	11.52±0.02	11.86±0.26	...	11.69±0.06	11.55±0.06	11.46±0.06	11.75±0.09	...	-2.60	...	-2.93	...	III
1367 05 42 04.44	-07 51 49.7	13.26±0.03	12.95±0.03	12.10±0.35	...	12.98±0.06	12.95±0.06	12.82±0.06	12.66±0.10	8.58±0.06	-2.24	-1.03	-2.48	-0.70	TD
1368 05 42 08.83	-07 56 54.7	12.74±0.02	12.19±0.02	10.51±0.11	7.34±0.10	12.68±0.06	12.24±0.06	11.95±0.06	11.20±0.07	8.67±0.11	-1.43	-1.11	-1.21	-0.97	II
1369 05 42 18.68	-08 07 29.2	12.24±0.04	11.55±0.06	8.04±0.04	5.87±0.08	12.74±0.06	12.79±0.06	13.03±0.06	...	...	...	...	...	...	III
1370 05 42 20.67	-08 01 02.9	13.34±0.03	13.00±0.03	11.62±0.26	7.56±0.14	13.26±0.06	13.03±0.06	13.10±0.07	12.90±0.20	...	-2.25	...	-2.50	...	III
1371 05 42 22.73	-08 09 23.7	12.86±0.05	12.66±0.12	8.96±0.11	...	12.75±0.06	12.46±0.06	12.46±0.14	...	...	...	...	...	...	III
1372 05 42 26.39	-07 58 56.6	10.26±0.05	9.63±0.05	8.12±0.09	6.43±0.35	10.23±0.06	9.85±0.06	9.53±0.06	9.33±0.06	...	-1.79	...	-1.87	...	II
1373 05 42 27.81	-08 08 26.6	11.92±0.04	11.79±0.03	7.71±0.04	...	11.87±0.06	11.83±0.06	11.50±0.07	...	...	...	...	...	...	III
1374 05 42 28.27	-08 21 12.2	12.59±0.03	12.44±0.03	11.37±0.16	...	12.48±0.06	12.38±0.06	12.22±0.06	12.24±0.23	...	-2.40	...	-2.55	...	III
1375 05 42 30.54	-08 05 49.5	12.83±0.03	12.36±0.03	8.73±0.03	7.20±0.11	12.92±0.06	12.76±0.06	12.75±0.17	...	...	...	...	...	...	III
1376 05 42 34.70	-07 58 40.9	12.11±0.02	11.69±0.02	10.92±0.14	8.23±0.27	11.88±0.06	11.45±0.06	11.51±0.06	11.34±0.08	9.62±0.23	-1.98	-1.84	-2.32	-1.87	II
1377 05 42 42.79	-08 06 33.1	...	...	...	...	12.48±0.06	12.58±0.08	12.30±0.12	...	...	...	...	...	...	III
1378 05 42 44.48	-08 43 39.6	12.75±0.02	12.62±0.03	...	...	12.61±0.06	12.52±0.06	12.39±0.06	12.43±0.07	...	-2.37	...	-2.62	...	III
1379 05 42 45.48	-08 14 17.6	13.05±0.03	12.59±0.03	10.65±0.18	7.99±0.27	12.87±0.06	12.57±0.06	12.40±0.06	11.79±0.08	8.53±0.15	-1.70	-1.00	-1.68	-0.78	TD
1380 05 42 47.79	-08 06 03.4	12.83±0.03	12.41±0.03	9.55±0.04	7.64±0.14	12.74±0.06	12.48±0.06	12.24±0.12	11.90±0.09	8.34±0.13	-1.79	-0.97	-1.88	-0.74	TD
1381 05 42 49.96	-08 14 15.6	12.28±0.03	12.02±0.02	10.39±0.10	6.94±0.10	12.17±0.06	12.00±0.06	11.84±0.06	12.00±0.09	7.61±0.08	-2.40	-1.04	-2.67	-0.67	TD
1382 05 42 51.83	-08 06 39.2	12.65±0.02	12.53±0.03	10.25±0.07	7.45±0.10	12.50±0.06	12.68±0.06	12.43±0.14	12.47±0.12	...	-2.53	...	-2.73	...	III
1383 05 42 54.96	-08 22 29.9	12.23±0.02	12.04±0.02	11.19±0.12	8.68±0.32	12.29±0.06	11.96±0.06	12.01±0.06	11.99±0.07	...	-2.50	...	-2.58	...	III
1384 05 42 56.82	-08 16 12.4	13.60±0.03	13.50±0.04	12.12±0.36	8.57±0.34	13.62±0.06	13.45±0.06	13.38±0.07	13.57±0.17	...	-2.53	...	-2.79	...	III
1385 05 42 56.96	-08 14 57.0	13.08±0.03	12.75±0.03	11.46±0.29	7.78±0.18	12.87±0.06	12.88±0.06	12.72±0.06	12.84±0.10	...	-2.51	...	-2.81	...	III
1386 05 43 22.22	-08 33 11.2	12.83±0.02	12.64±0.03	...	...	12.78±0.06	12.77±0.06	12.64±0.06	12.76±0.11	...	-2.50	...	-2.79	...	III
1387 05 43 23.18	-08 28 07.4	12.67±0.02	12.38±0.02	11.79±0.23	8.36±0.23	12.48±0.06	12.50±0.06	12.25±0.06	12.36±0.08	...	-2.37	...	-2.64	...	III
1388 05 43 51.28	-08 28 01.7	11.18±0.02	11.05±0.02	10.74±0.08	...	11.20±0.06	11.03±0.06	10.98±0.06	10.97±0.06	...	-2.54	...	-2.62	...	III

Table 4 Stellar and disk properties of the YSOs in L1641

	RA (J2000)	DEC (J2000)	Spt	Lum ( $L_{\odot}$ )	Av (mag)	$EW_{H\alpha}$ Å	$EW_{H\beta}$ Å	$\text{Log } \dot{M}_{\text{acc}}^{H\alpha}$ ( $M_{\odot} \text{ yr}^{-1}$ )	$\text{Log } \dot{M}_{\text{acc}}^{H\beta}$ ( $M_{\odot} \text{ yr}^{-1}$ )	TTS <sup>a</sup>	Disk <sup>b</sup>
1	05 36 05.00	-06 42 43.8	M5.5	0.398	0.0	-23.6	-14.9	-9.1	-9.6	C	Thick
2	05 35 10.69	-06 34 15.5	M4.5	0.090	0.0	-36.3	-24.2	-9.9	-10.3	C	Thick
3	05 34 52.29	-06 35 08.5	M4	0.128	0.0	-8.4	-8.2	...	...	W	N
4	05 35 50.56	-06 33 17.3	M3	0.254	0.0	-3.8	-3.5	...	...	W	N
5	05 35 10.75	-06 34 44.5	F5.5	4.774	0.3	1.7	2.5	...	...	W	N
6	05 35 26.58	-06 19 09.0	M1.5	1.155	1.3	-3.3	-2.2	...	...	W	N
7	05 34 39.20	-06 25 24.2	M4	0.140	0.0	-4.9	-4.3	...	...	W	N
8	05 35 37.32	-06 23 26.3	M1.5	0.278	0.2	-17.9	-9.4	-9.2	-9.3	C	TD
9	05 35 32.70	-06 30 17.9	M3	0.180	0.0	-2.4	-1.9	...	...	W	N
10	05 35 16.85	-06 18 15.6	M3	0.438	0.0	-4.2	-4.9	...	...	W	N
11	05 35 23.61	-06 28 24.3	M4.5	0.901	0.0	-4.5	-3.9	...	...	W	N
12	05 35 16.31	-06 18 43.2	M5.5	0.203	0.1	-34.7	-41.8	...	...	W	N
13	05 34 31.82	-06 22 49.7	M4.5	0.586	0.0	-7.5	-9.4	...	...	W	N
14	05 35 01.36	-06 15 17.6	K4.5	1.344	0.7	0.3	...	...	...	W	N
15	05 34 28.70	-06 22 07.9	M1	0.349	0.1	-4.8	-3.8	...	...	W	N
16	05 36 04.97	-06 46 41.2	M0	1.105	0.2	-9.0	-2.8	-8.4	-8.7	C	Thin
17	05 35 57.29	-06 40 28.0	M3	0.265	0.0	-75.5	-34.3	-8.6	-8.9	C	Thick
18	05 35 59.84	-06 42 30.3	M3.5	0.119	0.0	-88.7	-72.7	-9.1	-9.2	C	Thick
19	05 35 50.20	-06 50 40.1	K5.5	0.343	1.7	-51.9	-9.8	-8.5	-9.0	C	Thick
20	05 35 58.25	-06 36 43.0	M0	1.067	2.0	-30.9	-8.3	-7.8	-8.1	C	Thick
21	05 35 25.10	-06 47 56.3	M0	1.146	1.1	-56.1	-14.1	-7.4	-7.8	C	Thick
22	05 35 34.20	-06 39 43.1	M2.5	0.274	0.0	-3.3	-2.6	<-10.2	<-10.3	W	Thick
23	05 34 59.02	-06 42 17.6	M1.5	0.278	0.4	-8.0	-3.8	-9.6	-9.8	C	TD
24	05 35 47.30	-06 33 23.3	M2.5	0.228	0.1	-5.4	-5.2	...	...	W	N
25	05 34 40.89	-06 34 35.0	K0.5	3.830	2.4	0.5	0.7	...	...	W	N
26	05 34 48.34	-06 30 26.9	M1	0.540	0.0	-19.6	-8.5	-8.6	-8.8	C	Thick
27	05 34 09.07	-06 33 56.5	M4.5	0.103	0.0	-11.2	-12.8	...	...	W	N
28	05 34 48.75	-06 31 03.4	M5	0.181	0.0	-10.9	-10.9	...	...	W	N
29	05 35 17.68	-06 32 23.8	M2	0.507	0.0	-5.4	-4.8	...	...	W	N
30	05 35 17.77	-06 31 44.2	M4.5	0.384	0.0	-7.3	-7.3	...	...	W	N
31	05 34 06.94	-06 32 07.8	M3	0.181	0.0	-3.2	-3.1	<-10.6	<-10.6	W	Thick
32	05 34 50.30	-06 26 48.3	M2.5	0.214	0.0	-3.1	-3.3	...	...	W	N
33	05 35 01.93	-06 30 12.7	M1	0.704	0.1	-4.2	-3.1	...	...	W	N
34	05 35 28.28	-06 30 22.1	M3.5	0.099	0.2	-17.0	-18.5	-10.2	-10.1	C	Thick
35	05 34 43.17	-06 27 14.5	M5	0.297	0.0	-11.0	-8.5	<-9.7	<-9.9	W	Thick
36	05 34 49.97	-06 28 12.0	K7.5	0.653	0.5	-7.7	-2.8	-9.0	-9.2	C	TD
37	05 34 39.09	-06 27 21.2	M2	0.226	0.0	-2.5	-2.1	...	...	W	N
38	05 35 47.14	-06 29 10.3	M4.5	0.806	0.0	-3.7	-4.6	...	...	W	N
39	05 34 53.85	-06 23 52.5	M1	0.687	0.3	-7.5	-4.7	<-8.9	<-8.9	W	Thick
40	05 34 59.51	-06 21 39.9	K1	2.096	1.3	-0.5	...	...	...	W	N
41	05 34 23.16	-06 19 40.9	M2.5	0.075	0.2	-4.6	-2.8	<-11.1	<-11.3	W	Thick
42	05 34 19.88	-06 18 47.8	M3.5	0.150	0.0	-6.4	-7.1	...	...	W	N
43	05 34 45.71	-06 21 40.1	K6.5	1.704	1.1	-3.1	-1.8	...	...	W	N
44	05 34 45.14	-06 21 07.2	M1.5	0.344	0.3	-5.9	-5.6	...	...	W	N
45	05 35 03.80	-06 16 47.5	M3	0.245	0.0	-3.1	-2.9	...	...	W	N
46	05 35 01.58	-06 17 01.4	M2	0.125	1.0	-3.6	-3.0	...	...	W	N
47	05 34 43.29	-06 17 03.4	M2	0.502	0.3	-5.8	-5.3	...	...	W	N
48	05 35 07.52	-06 19 23.2	M3	0.183	0.0	-4.9	-5.3	...	...	W	N
49	05 34 57.45	-06 19 33.1	M3.5	0.217	0.0	-6.3	-6.5	<-10.1	<-10.1	W	TD
50	05 35 06.39	-06 19 48.8	M2	0.252	0.2	-2.5	-2.4	...	...	W	N
51	05 34 51.89	-06 17 38.0	M3	0.136	0.0	-4.5	-3.7	...	...	W	N
52	05 34 52.63	-06 16 47.1	M3	0.190	0.0	-3.4	-3.1	...	...	W	N
53	05 35 36.83	-06 16 30.8	K5	0.999	1.4	-2.1	-1.2	...	...	W	N
54	05 35 27.91	-06 14 15.0	K6	0.723	2.6	-30.8	-8.2	-8.2	-8.5	C	Thin
55	05 35 10.95	-06 13 25.1	M3	0.426	0.0	-11.2	-10.1	...	...	W	N
56	05 35 38.19	-06 20 11.9	M2	0.042	0.0	-4.8	-4.3	...	...	W	N
57	05 35 45.93	-06 25 59.0	G0.5	13.259	9.8	-15.6	...	-6.9	...	C	Thick
58	05 35 29.21	-06 16 29.5	M3	0.794	2.3	-7.6	-6.5	...	...	W	N
59	05 35 07.58	-06 09 59.8	G7.5	1.049	1.1	1.2	1.4	...	...	W	N
60	05 35 26.60	-06 16 28.4	M2.5	0.194	0.2	-2.5	-2.2	...	...	W	N
61	05 35 46.06	-06 12 22.8	K6	2.261	3.1	-7.4	-2.3	...	...	W	N
62	05 35 30.15	-06 12 05.9	M1.5	0.352	0.4	-8.6	-8.0	...	...	W	N
63	05 35 34.39	-06 05 42.7	M3.5	0.729	0.2	-7.2	-5.1	...	...	W	N
64	05 35 56.96	-06 29 38.1	M2	0.458	2.2	-138.1	-59.7	-7.7	-7.9	C	Thick
65	05 35 31.81	-06 06 29.4	M2.5	0.553	0.2	-7.6	-6.5	...	...	W	N
66	05 35 50.95	-06 22 43.4	M1	0.332	0.2	-3.5	-2.3	<-9.9	<-9.9	W	Thick
67	05 36 09.68	-06 10 30.6	K6.5	2.022	2.7	-13.6	-4.0	-7.7	-8.0	C	Thick
68	05 35 55.12	-06 10 09.4	M1.5	0.262	2.0	-12.5	-8.1	...	...	W	N
69	05 36 06.65	-06 14 25.9	K3.5	1.345	2.2	-45.3	-15.5	-7.7	-7.7	C	Thick
70	05 35 57.74	-06 11 24.7	M1.5	0.264	0.0	-4.9	-4.3	...	...	W	N
71	05 36 04.60	-06 11 27.1	M0	1.994	1.7	-5.3	-3.5	...	...	W	N
72	05 36 00.21	-06 03 29.4	G9.5	5.648	5.9	-1.4	...	...	...	W	N
73	05 36 00.27	-06 23 47.2	M2	0.166	0.4	-3.9	-1.4	...	...	W	N
74	05 36 24.99	-06 17 32.5	G9	20.468	2.6	...	...	...	...	W	N
75	05 36 04.20	-06 20 44.0	A9	12.088	0.3	1.8	2.0	...	...	W	N
76	05 36 31.56	-06 08 27.4	K5	4.389	2.8	-3.6	-0.6	<-8.0	<-8.5	W	Thick
77	05 36 05.16	-06 25 25.2	K7	0.753	0.7	-6.7	-5.2	...	...	W	N

TABLE 4 – continued

	RA (J2000)	DEC (J2000)	Spt	Lum ( $L_{\odot}$ )	Av (mag)	$EW_{H\alpha}$ Å	$EW_{H\beta}$ Å	$\text{Log } \dot{M}_{\text{acc}}^{H\alpha}$ ( $M_{\odot} \text{ yr}^{-1}$ )	$\text{Log } \dot{M}_{\text{acc}}^{H\beta}$ ( $M_{\odot} \text{ yr}^{-1}$ )	TTS <sup>a</sup>	Disk <sup>b</sup>
78	05 36 18.00	-06 10 02.7	M2	0.120	0.0	-6.3	-4.2	...	...	W	N
79	05 36 26.12	-06 08 03.6	K5	2.484	2.6	-15.3	-2.2	-7.7	-8.2	C	Thick
80	05 36 24.73	-06 05 13.1	M1	0.183	0.8	-36.9	-20.2	-9.2	-9.3	C	Thick
81	05 36 18.33	-06 13 59.6	K2.5	1.549	1.3	...	0.7	...	...	W	N
82	05 36 47.51	-06 08 20.2	M2	0.257	0.4	-6.2	-7.5	<-9.9	<-9.6	W	TD
83	05 36 59.95	-06 11 45.0	M2	0.206	0.8	-10.5	-6.0	...	...	W	N
84	05 36 36.55	-06 14 25.2	M2	0.192	0.0	-5.0	-3.9	...	...	W	N
85	05 36 13.48	-06 27 31.0	G8	1.189	0.9	1.6	1.4	...	...	W	N
86	05 36 40.40	-06 13 33.3	M0.5	0.472	0.0	-10.7	-4.2	-9.0	-9.3	C	TD
87	05 36 33.80	-06 19 26.7	M2.5	0.125	0.9	-9.7	-7.1	...	...	W	N
88	05 36 13.15	-06 25 41.0	M2	0.168	0.0	-2.8	-2.0	...	...	W	N
89	05 36 32.38	-06 19 19.9	G9	4.469	2.8	2.6	2.3	<-8.5	<-7.8	W	TD
90	05 36 27.72	-06 23 12.2	M4	0.623	0.8	-26.6	-13.2	-8.5	-8.9	C	Thick
91	05 36 55.22	-06 20 25.7	M2	0.236	0.1	-20.9	-9.3	-9.3	-9.6	C	TD
92	05 36 54.28	-06 19 45.4	M2	0.251	0.0	-8.3	-7.3	...	...	W	N
93	05 36 21.83	-06 26 01.9	M0	1.066	3.6	-54.7	-6.3	-7.5	-8.3	C	Thick
94	05 37 03.96	-06 16 40.3	M1.5	0.180	0.7	-2.7	-1.8	...	...	W	N
95	05 36 22.39	-06 27 00.4	F8	65.109	4.5	0.5	1.6	...	...	W	N
96	05 36 26.69	-06 26 28.7	M0.5	1.871	1.1	-2.0	-1.3	...	...	W	N
97	05 36 32.19	-06 27 41.5	M3	0.080	0.0	-2.6	-1.7	...	...	W	N
98	05 36 06.58	-06 31 42.8	M3.5	0.155	0.0	-5.5	-4.9	<-10.4	<-10.5	W	TD
99	05 36 37.52	-06 27 17.3	M2	0.107	1.1	-4.4	-3.6	<-10.8	<-10.8	W	Thin
100	05 36 45.21	-06 28 09.6	M3.5	0.475	0.0	-10.7	-7.6	...	...	W	N
101	05 37 11.90	-06 29 16.7	M3.5	0.234	0.8	-7.1	-7.0	...	...	W	N
102	05 36 06.65	-06 32 17.1	K5	1.951	4.2	-30.2	-6.1	-7.5	-7.9	C	Thick
103	05 36 24.13	-06 31 49.4	M3	0.135	0.0	-3.6	-3.0	...	...	W	N
104	05 37 05.76	-06 27 16.3	M3.5	0.370	0.0	-4.4	-5.0	...	...	W	N
105	05 36 58.98	-06 29 04.7	M3.5	0.315	0.0	-7.6	-12.2	-9.7	-9.4	C	TD
106	05 36 39.32	-06 30 10.9	M4.5	0.166	0.0	-17.7	-12.9	-9.9	-10.1	C	TD
107	05 37 14.73	-06 35 15.7	M5	0.143	0.0	-8.7	-6.4	...	...	W	N
108	05 36 41.33	-06 33 59.9	M0	2.701	3.5	-144.1	-30.2	-6.2	-6.6	C	Thick
109	05 37 36.44	-06 31 04.6	M1	0.329	1.0	-3.6	-3.2	...	...	W	N
110	05 36 36.93	-06 33 24.0	K5.5	2.491	4.5	-64.5	-25.3	-6.9	-6.9	C	Thick
111	05 36 30.45	-06 32 07.7	M1	0.083	0.8	-5.0	-2.9	...	...	W	N
112	05 37 00.10	-06 33 27.3	G9	12.780	3.6	-22.5	-2.4	-6.7	-7.2	C	Thick
113	05 37 25.30	-06 33 12.2	K4.5	1.199	0.7	-0.6	...	...	...	W	N
114	05 37 51.56	-06 41 28.9	M4	0.167	0.0	-7.2	-6.8	...	...	W	N
115	05 37 47.46	-06 36 29.7	M0.5	0.541	3.2	-0.7	...	<-10.4	...	W	TD
116	05 37 42.77	-06 40 15.8	K3	2.003	1.7	-0.7	...	...	...	W	N
117	05 37 10.70	-06 35 27.9	M0	1.196	0.9	-5.6	-3.6	...	...	W	N
118	05 37 32.44	-06 39 04.9	M3.5	0.228	0.0	-10.3	-3.3	-9.8	-10.4	C	TD
119	05 36 53.25	-06 35 00.1	M3.5	0.141	0.0	-7.6	-5.8	...	...	W	N
120	05 37 51.37	-06 39 51.3	K2	2.391	2.2	...	...	...	...	W	N
121	05 36 51.88	-06 35 25.1	M3	0.142	0.0	-2.3	-2.1	...	...	W	N
122	05 37 10.81	-06 45 40.7	M1.5	0.484	0.2	-3.0	-2.4	...	...	W	N
123	05 37 34.06	-06 44 02.1	M4.5	0.143	0.0	-8.5	-7.1	...	...	W	N
124	05 37 38.98	-06 45 15.3	M3.5	0.512	0.0	-2.8	-3.1	...	...	W	N
125	05 36 29.90	-06 38 22.2	M1.5	0.399	0.3	-2.9	-2.3	...	...	W	N
126	05 37 32.09	-06 47 05.5	M2.5	0.193	1.7	-7.6	-7.0	...	...	W	N
127	05 37 22.85	-06 44 46.3	M1.5	0.354	0.5	-12.2	-8.6	-9.2	-9.2	C	Thick
128	05 36 31.51	-06 41 13.4	M2	0.291	0.0	-2.8	-2.4	...	...	W	N
129	05 36 44.76	-06 44 28.3	M4	0.088	0.0	-8.1	-5.9	...	...	W	N
130	05 36 52.69	-06 43 08.2	M0.5	0.883	4.4	-12.3	-39.0	-8.4	-7.5	C	Thick
131	05 36 32.42	-06 40 42.8	M5	0.166	0.0	-54.6	-35.2	-9.3	-9.6	C	Thick
132	05 37 10.68	-06 47 11.9	M4.5	0.097	0.0	-5.3	...	...	...	W	N
133	05 36 32.81	-06 39 54.7	K7.5	0.371	0.0	...	...	...	...	W	N
134	05 36 40.95	-06 41 17.6	M5	0.197	0.4	-19.9	-13.7	-9.7	-10.0	C	Thick
135	05 37 05.90	-06 47 14.6	M3.5	0.399	0.0	...	-0.9	...	...	W	N
136	05 36 25.13	-06 44 41.7	K4.5	8.644	6.8	...	2.0	...	-7.3	...	Thick
137	05 36 40.70	-06 52 04.5	M1	0.462	0.6	-5.5	-5.4	...	...	W	N
138	05 36 28.11	-06 44 32.5	M2.5	0.247	0.3	-4.3	-3.8	<-10.2	<-10.1	W	Thin
139	05 36 21.41	-06 45 36.6	K2.5	15.215	7.4	-15.1	-1.5	-6.6	-7.2	C	Thick
140	05 36 04.34	-06 34 38.8	M3.5	0.127	0.0	-5.7	-5.1	...	...	W	N
141	05 36 25.55	-06 51 28.1	M5	0.129	0.0	-8.8	-7.1	...	...	W	N
142	05 36 24.53	-06 52 34.0	M3.5	0.150	0.7	-60.2	-43.0	-9.2	-9.3	C	Thick
143	05 36 40.76	-06 11 08.1	K1	0.059	1.8	-32.7	-5.4	...	...	C	Thick
144	05 35 48.87	-06 12 07.8	K4.5	1.736	0.9	-33.0	-9.5	-7.6	-7.7	C	Thick
145	05 36 29.40	-06 15 44.5	M4.5	0.187	0.0	-3.7	-5.1	...	...	W	N
146	05 35 51.31	-06 13 53.1	M5	0.161	0.0	-13.0	-13.9	<-10.1	<-10.2	W	Thick
147	05 36 32.87	-06 12 37.4	M1.5	0.658	0.2	-3.5	-3.7	...	...	W	N
148	05 35 48.59	-06 05 25.5	M4.5	0.166	0.0	-14.8	-14.4	...	...	W	N
149	05 35 52.03	-06 10 01.6	K0.5	19.924	4.3	-48.8	-12.3	-6.0	-5.9	C	Thick
150	05 36 38.04	-06 24 25.0	M4	0.114	0.0	-4.7	-4.6	...	...	W	N
151	05 37 10.85	-06 30 14.9	M5.5	0.263	0.0	-15.7	-18.7	...	...	W	N
152	05 37 13.88	-06 18 13.1	M3.5	0.207	0.0	-8.8	...	...	...	W	N
153	05 36 17.69	-06 28 36.2	M1.5	0.376	0.3	-3.4	-2.7	...	...	W	N
154	05 37 35.24	-06 28 21.5	M3	0.183	0.0	-7.0	-7.1	...	...	W	N
155	05 36 50.23	-06 48 58.1	M3.5	0.302	0.1	-7.4	-5.7	...	...	W	N



TABLE 4 – continued

	RA	DEC	Lum	Av	$EW_{H\alpha}$	$EW_{H\beta}$	$\text{Log } \dot{M}_{\text{acc}}^{H\alpha}$	$\text{Log } \dot{M}_{\text{acc}}^{H\beta}$	TTS <sup>a</sup>	Disk <sup>b</sup>
	(J2000)	(J2000)	( $L_{\odot}$ )	(mag)	Å	Å	( $M_{\odot} \text{ yr}^{-1}$ )	( $M_{\odot} \text{ yr}^{-1}$ )		
156	05 37 07.64	-06 52 57.8	M1	0.511	0.3	-3.2	-2.9	...	W	N
157	05 36 10.86	-06 33 47.4	M2.5	0.638	0.0	-3.7	-3.0	...	W	N
158	05 41 20.32	-08 15 23.0	M2.5	0.229	0.0	-6.9	-7.9	...	W	N
159	05 40 19.42	-08 14 16.3	K5	1.402	6.2	-90.0	-40.9	-7.2	C	Thick
160	05 41 00.10	-08 13 54.9	M6	0.242	0.0	-26.4	-36.1	...	W	N
161	05 39 27.98	-08 04 46.8	M2.5	0.309	0.0	-2.1	-2.2	...	W	N
162	05 39 26.00	-08 04 06.9	M1.5	0.163	0.6	-28.3	-27.1	-9.4	C	Thin
163	05 41 18.06	-08 07 34.8	M4.5	0.097	0.0	-6.2	-11.8	...	W	N
164	05 40 28.75	-08 18 10.8	M3	0.155	0.0	-9.5	-19.9	...	W	N
165	05 41 14.04	-08 07 57.4	M2	0.858	1.0	-6.1	-1.4	<-8.9	W	Thick
166	05 40 19.85	-08 16 37.9	M0.5	0.271	0.0	-2.3	-2.4	...	W	N
167	05 40 17.37	-08 09 46.5	K6	2.239	2.4	-1.9	-1.2	...	W	N
168	05 40 24.96	-08 07 32.9	K2	6.891	3.8	-38.5	-9.0	-6.6	C	Thick
169	05 40 46.63	-08 07 12.9	K7	6.188	8.3	...	...	...	W	TD
170	05 40 48.07	-08 05 58.5	K5	7.394	2.4	-1.8	...	<-8.0	W	Thick
171	05 40 46.23	-08 05 24.4	K2.5	11.147	4.3	-19.5	-3.3	-6.7	C	Thick
172	05 40 46.40	-08 04 35.9	K6	5.320	2.7	...	...	...	DD	...
173	05 39 43.84	-07 53 53.6	M4.5	0.230	0.0	-6.5	-7.2	...	W	N
174	05 40 14.08	-07 53 46.3	M3	0.286	0.2	-2.4	-2.9	<-10.4	W	TD
175	05 40 06.25	-07 47 44.3	M2.5	0.232	0.0	-154.8	-69.4	-8.3	C	TD
176	05 40 43.37	-07 57 52.8	G8.5	1.495	0.6	1.4	1.3	...	W	N
177	05 40 51.99	-07 41 44.6	K2.5	0.818	5.2	...	...	...	W	N
178	05 41 16.81	-07 42 59.8	M2	0.549	0.0	-2.8	-2.8	...	W	N
179	05 41 04.62	-07 45 40.3	M0.5	1.134	2.1	-2.7	-1.0	<-9.0	W	TD
180	05 41 06.29	-07 45 38.5	K7.5	0.950	3.3	-3.6	-2.1	...	W	N
181	05 41 15.24	-07 52 11.1	K7	0.395	0.0	0.4	...	...	W	N
182	05 41 33.22	-07 55 02.3	K6	0.991	2.1	-30.0	-7.2	-7.9	C	Thick
183	05 41 31.30	-07 55 11.8	M2	0.526	3.7	-2.9	-3.5	...	W	N
184	05 41 54.05	-07 49 53.2	M3	0.558	0.5	-9.0	-4.9	-9.1	C	TD
185	05 41 28.49	-08 02 11.9	M3.5	0.120	0.0	-5.2	-5.7	...	W	N
186	05 42 20.92	-07 57 04.1	G3	2.629	0.9	2.0	1.8	...	W	N
187	05 41 51.20	-07 59 34.6	M3	0.113	0.3	-6.4	-7.2	...	W	N
188	05 42 07.51	-08 02 56.8	K1.5	1.991	0.4	1.1	1.0	...	W	N
189	05 42 46.38	-07 59 57.4	M4.5	0.132	0.0	-6.1	-7.6	...	W	N
190	05 42 05.58	-08 01 05.3	M2.5	0.159	0.4	-27.7	-12.8	-9.5	C	TD
191	05 42 30.60	-07 59 53.8	M3	0.113	0.0	-2.0	-3.5	...	W	N
192	05 42 47.16	-08 05 56.9	M3.5	0.121	0.3	-6.0	-7.1	<-10.6	W	TD
193	05 42 12.39	-08 05 49.6	K4	1.048	5.7	...	...	...	W	N
194	05 41 44.65	-08 04 38.4	M0	0.325	2.5	-0.8	...	...	W	N
195	05 43 01.74	-08 04 50.4	K4.5	1.183	1.8	-19.9	-1.4	-8.2	C	TD
196	05 42 17.67	-08 03 42.5	K7	0.527	0.3	-3.3	-1.9	...	W	N
197	05 42 40.06	-08 05 07.7	M5	0.095	0.0	-13.9	-23.1	-10.4	C	TD
198	05 42 47.40	-08 04 05.3	M5	0.109	0.0	-29.6	-47.2	-9.9	C	Thick
199	05 42 18.73	-08 04 11.6	M3	0.147	0.4	-4.1	-4.2	...	W	N
200	05 42 27.50	-08 11 03.8	M5.5	0.041	0.0	-20.8	...	<-10.8	W	TD
201	05 42 48.07	-08 08 42.9	M5	0.109	0.1	-9.0	-19.9	...	W	N
202	05 42 49.78	-08 12 10.2	K7.5	0.575	4.1	-137.3	-25.7	-7.5	C	TD
203	05 42 59.11	-08 09 23.4	K7.5	0.377	2.0	-41.3	-26.2	-8.5	C	Thick
204	05 42 30.12	-08 10 18.4	K7.5	0.328	0.5	-1.8	-1.6	...	W	N
205	05 42 11.57	-08 08 05.2	G9	3.195	2.8	...	...	...	W	N
206	05 41 53.64	-08 07 32.6	M0	1.378	3.3	-2.4	-1.7	...	W	N
207	05 42 28.68	-08 09 12.4	K2.5	1.719	3.4	-0.6	...	...	W	N
208	05 43 08.46	-08 11 32.2	M4	0.064	0.0	-9.5	-16.6	<-10.9	W	Thick
209	05 42 58.55	-08 18 51.8	M3	0.206	1.5	-8.9	-25.9	<-9.9	W	Thin
210	05 42 35.59	-08 15 01.9	M0	0.471	2.8	-96.0	-24.1	-7.9	C	TD
211	05 43 01.56	-08 18 15.4	M5	0.106	0.0	-10.5	-86.9	...	W	N
212	05 42 32.91	-08 13 25.8	M0.5	0.384	2.7	-4.2	-15.3	...	W	N
213	05 42 42.10	-08 15 15.3	M2	0.148	1.5	-59.0	-37.9	-9.1	C	Thick
214	05 42 59.17	-08 16 01.3	M1.5	0.586	3.3	-4.8	-76.9	...	W	N
215	05 42 45.55	-08 14 54.1	M0.5	0.397	1.7	-5.8	-7.1	...	W	N
216	05 42 56.94	-08 22 50.3	M0.5	0.352	1.9	-11.5	-7.2	-9.2	C	Thick
217	05 42 39.34	-08 26 28.2	M0.5	0.442	0.9	-4.5	-3.7	<-9.5	W	TD
218	05 42 11.03	-08 14 41.9	M2	0.168	1.7	-4.9	-12.4	...	W	N
219	05 42 37.69	-08 25 15.5	M1.5	0.216	1.8	-91.6	-46.6	-8.5	C	Thick
220	05 42 19.26	-08 19 28.8	K5	0.458	0.0	...	...	...	W	N
221	05 42 51.80	-08 24 45.0	M3.5	0.181	0.0	-1.6	-3.2	...	W	N
222	05 42 22.64	-08 23 55.8	M1.5	0.225	1.0	-3.6	-6.0	...	W	N
223	05 42 08.61	-08 22 13.7	K5.5	1.097	2.4	-1.5	-0.7	...	W	N
224	05 41 25.85	-07 49 50.3	K4	3.096	8.4	-5.5	...	-8.1	C	TD
225	05 42 29.13	-07 58 29.5	M4.5	0.291	0.7	-6.3	-11.5	<-10.0	W	TD
226	05 41 51.37	-07 51 48.3	M4	0.254	0.0	-4.5	-5.3	<-10.3	W	TD
227	05 42 25.66	-07 58 22.0	M3	0.153	0.7	-3.2	-3.0	...	W	N
228	05 42 18.15	-07 58 49.9	M0	0.355	0.8	-2.6	-1.7	...	W	N
229	05 42 14.30	-07 58 35.0	K0	2.291	2.5	-7.6	2.0	-8.4	C	Thick
230	05 42 31.47	-08 17 43.8	K7.5	0.363	2.6	-4.0	-5.2	...	W	N
231	05 42 15.48	-08 06 24.3	G7	6.757	5.1	...	...	...	W	N
232	05 42 53.59	-08 20 22.7	K5	0.896	4.0	-6.3	-11.3	<-9.0	W	TD
233	05 42 49.07	-08 07 03.0	M2	0.682	1.0	-4.9	-4.7	...	W	N

TABLE 4 – continued

	RA (J2000)	DEC (J2000)	Spt	Lum ( $L_{\odot}$ )	Av (mag)	$EW_{H\alpha}$ Å	$EW_{H\beta}$ Å	$\text{Log } \dot{M}_{\text{acc}}^{\text{H}\alpha}$ ( $M_{\odot} \text{ yr}^{-1}$ )	$\text{Log } \dot{M}_{\text{acc}}^{\text{H}\beta}$ ( $M_{\odot} \text{ yr}^{-1}$ )	TTS <sup>a</sup>	Disk <sup>b</sup>
234	05 42 32.44	-08 07 24.0	M0.5	0.722	2.7	-3.5	-5.6	...	...	W	N
235	05 42 58.31	-08 20 06.9	M5.5	0.220	1.1	-19.0	68.9	...	...	W	N
236	05 42 49.91	-08 08 19.2	K2.5	0.674	1.7	-1.3	...	...	...	W	N
237	05 40 18.52	-07 42 22.2	M5.5	0.152	0.0	-12.1	-12.2	...	...	W	N
238	05 39 32.51	-07 31 29.0	K1.5	0.882	0.4	1.5	1.3	...	...	W	N
239	05 39 40.93	-07 34 37.3	M3	0.064	0.0	-2.9	-3.0	...	...	W	N
240	05 38 23.48	-07 33 08.2	M4.5	0.700	0.0	-6.1	-5.4	...	...	W	N
241	05 38 35.19	-07 50 19.5	K4.5	2.793	1.0	-22.5	-3.2	-7.4	-7.9	C	TD
242	05 38 54.51	-07 27 51.6	K1.5	2.465	6.7	-102.0	-61.7	-6.9	-6.4	C	Thick
243	05 38 36.62	-07 46 34.3	M1	0.768	0.7	-14.8	-9.3	-8.4	-8.4	C	Thick
244	05 38 49.34	-07 29 52.8	M1.5	0.686	0.0	-2.3	-2.1	...	...	W	N
245	05 38 04.03	-07 17 50.3	M5	0.094	0.0	-34.5	-22.4	-9.9	-10.3	C	Thick
246	05 37 46.15	-07 28 59.1	M5.5	0.179	0.0	-7.5	-9.2	...	...	W	N
247	05 39 46.90	-07 43 17.7	M5	0.220	0.0	-3.2	...	...	...	W	N
248	05 40 02.65	-07 43 11.6	K5.5	0.273	0.3	-0.6	...	...	...	W	N
249	05 39 18.64	-07 27 50.6	M2	0.786	0.4	-2.5	-2.7	<-9.4	<-9.2	W	TD
250	05 39 36.33	-07 43 51.0	K5.5	0.657	1.4	-156.1	-43.5	-7.5	-7.6	C	Thick
251	05 39 14.86	-07 49 44.2	M4.5	0.183	0.0	-54.5	-53.0	-9.2	-9.3	C	Thick
252	05 38 26.05	-07 37 59.1	M3.5	0.522	0.0	-22.5	-11.2	-8.7	-9.0	C	Thick
253	05 37 53.26	-07 33 44.7	M5.5	0.044	0.0	-9.3	...	<-11.2	...	W	TD
254	05 38 09.64	-07 33 28.4	M3.5	1.028	0.0	-4.2	-4.8	...	...	W	N
255	05 38 32.69	-07 30 52.1	M4.5	0.269	0.0	-5.5	-8.6	<-10.1	<-10.0	W	Thick
256	05 37 38.02	-07 31 53.3	M3.5	0.044	0.0	-1.8	...	...	...	W	N
257	05 37 50.94	-07 27 07.6	M1.5	0.065	1.7	-1.8	...	...	...	W	N
258	05 37 37.01	-07 24 16.7	M0	0.373	2.5	-1.6	-1.0	<-10.3	<-10.2	W	Thick
259	05 37 19.90	-07 18 57.7	M2.5	0.273	1.2	-87.3	-38.7	-8.5	-8.8	C	Thick
260	05 38 04.18	-07 22 04.2	M1	0.220	1.0	-94.2	-55.3	-8.5	-8.5	C	Thick
261	05 37 47.82	-07 11 38.0	M4	0.132	0.2	-5.9	-9.2	<-10.6	<-10.4	W	Thin
262	05 38 23.21	-07 19 33.7	M2.5	0.241	0.0	-4.7	-3.8	...	...	W	N
263	05 37 49.82	-07 14 46.5	M3.5	0.049	0.0	-1.3	...	...	...	W	N
264	05 38 52.38	-07 21 09.4	K5	10.504	4.6	-21.9	-1.9	-6.4	-7.2	C	Thick
265	05 38 00.84	-07 15 54.2	M1	0.950	2.6	-71.4	-17.8	-7.4	-7.9	C	Thick
266	05 38 10.40	-07 09 29.3	M1	0.321	1.7	-4.9	-5.0	...	...	W	N
267	05 38 50.03	-07 20 18.4	K6	1.992	3.5	-47.0	-16.1	-7.1	-7.2	C	Thick
268	05 38 33.84	-07 17 02.8	M2	1.060	0.1	-3.5	-2.8	<-9.0	<-8.9	W	TD
269	05 38 28.52	-07 10 00.1	K6	7.363	5.2	-1.3	...	<-8.1	...	W	DD
270	05 38 23.88	-07 07 38.6	K5	0.978	1.5	-7.7	...	-8.8	...	C	Thick
271	05 38 36.64	-07 10 59.9	M2.5	0.800	4.2	-92.5	-29.3	-7.5	-8.0	C	Thick
272	05 38 23.48	-07 04 44.4	M5.5	0.310	0.0	-9.3	-10.4	<-9.8	<-9.9	W	Thick
273	05 38 25.89	-06 59 52.0	M3	0.224	0.0	-4.8	-6.7	...	...	W	N
274	05 38 40.21	-06 56 53.0	M3.5	0.206	2.3	-4.6	-10.0	...	...	W	N
275	05 38 30.60	-07 01 43.5	M3.5	0.366	2.8	-8.3	...	...	...	W	N
276	05 38 40.11	-06 59 14.6	K4.5	0.799	4.5	-109.8	-24.9	-7.6	-7.8	C	Thick
277	05 39 05.37	-07 11 05.1	M2	0.469	3.3	-80.1	-8.2	-8.0	-9.0	C	Thick
278	05 39 05.99	-06 55 47.2	M4.5	0.145	0.0	-11.8	-17.1	...	...	W	N
279	05 39 18.62	-07 00 08.3	K2.5	5.006	1.4	-1.6	...	...	...	W	N
280	05 39 36.38	-07 00 58.0	M2	0.262	1.2	-17.5	-10.7	-9.3	-9.4	C	Thick
281	05 39 19.27	-07 06 43.9	M4	0.257	0.0	-6.2	-6.2	...	...	W	N
282	05 39 54.38	-07 09 25.7	M3	0.499	2.5	-19.7	-18.7	...	...	W	N
283	05 39 38.85	-07 10 35.9	M0	0.681	1.2	-1.5	-1.1	...	...	W	N
284	05 39 45.38	-07 09 24.7	M2	0.046	0.9	-2.8	...	...	...	W	N
285	05 39 53.44	-07 04 02.8	M3	0.108	0.0	-5.9	-6.4	...	...	W	N
286	05 39 32.73	-07 17 19.4	M4	0.045	0.0	-4.0	...	...	...	W	N
287	05 40 09.78	-07 09 53.7	M3	0.287	0.0	-40.3	-22.3	-8.8	-9.1	C	TD
288	05 39 21.47	-07 23 29.9	M2.5	0.851	3.1	-11.8	-11.5	...	...	W	N
289	05 40 27.32	-07 25 44.1	M1	1.704	1.4	-4.2	-2.9	...	...	W	N
290	05 40 20.39	-07 25 53.6	M2	0.370	0.7	-62.0	-10.6	-8.3	-9.1	C	TD
291	05 40 19.21	-07 26 58.2	M1	0.898	2.2	-0.6	...	...	...	W	N
292	05 40 44.69	-07 38 04.4	G1.5	1.844	0.2	2.3	2.2	...	...	W	N
293	05 39 41.86	-07 32 20.5	K2.5	1.759	4.1	-0.6	...	...	...	W	N
294	05 39 22.34	-07 26 44.5	G3.5	19.795	6.0	-72.2	-39.0	-5.9	-5.3	C	Thick
295	05 38 58.82	-06 59 10.5	M4.5	0.359	2.3	-12.4	-29.1	...	...	W	N
296	05 38 17.44	-07 09 39.4	M3	0.656	2.7	-11.0	-28.9	<-8.9	<-8.2	W	TD
297	05 38 09.16	-07 05 25.8	K4	2.045	3.4	-9.0	-1.6	-8.2	-8.6	C	Thick
298	05 38 54.93	-07 07 10.7	M1.5	0.294	3.7	-14.5	-9.6	-9.3	-9.3	C	Thick
299	05 35 58.33	-06 22 39.4	M5.5	0.054	0.0	...	...	...	...	W	N
300	05 35 20.60	-06 17 49.7	M2	0.413	5.1	...	...	...	...	W	N
301	05 35 22.39	-06 20 43.6	K7	0.546	0.0	...	...	...	...	W	N
302	05 35 59.22	-06 16 30.1	B6	448.720	1.4	...	...	...	...	W	N
303	05 36 44.94	-06 16 04.6	M4.5	0.086	0.0	...	...	...	...	W	N
304	05 42 01.49	-08 06 52.5	M5	0.277	0.9	...	...	...	...	W	N
305	05 42 30.40	-08 09 15.1	B5	438.888	4.7	...	...	...	...	W	N
306	05 42 45.77	-08 05 15.0	A0	35.147	1.5	...	...	...	...	W	N
307	05 42 51.53	-08 07 17.7	M2.5	0.340	0.9	...	...	...	...	W	N
308	05 43 00.63	-08 08 40.8	K5	0.580	0.7	...	...	...	...	W	N
309	05 41 10.17	-08 05 27.9	M1	2.374	9.7	...	...	...	...	W	N
525	05 36 33.22	-06 08 55.0	M7.0	0.119	1.4	-99.2	...	...	...	C	Thick
527	05 36 07.01	-06 01 50.1	M3.9	0.047	0.4	-39.0	...	-10.3	...	C	Thick

TABLE 4 – continued

	RA (J2000)	DEC (J2000)	Spt	Lum ( $L_{\odot}$ )	Av (mag)	$EW_{H\alpha}$ Å	$EW_{H\beta}$ Å	$\text{Log } \dot{M}_{\text{acc}}^{H\alpha}$ ( $M_{\odot} \text{ yr}^{-1}$ )	$\text{Log } \dot{M}_{\text{acc}}^{H\beta}$ ( $M_{\odot} \text{ yr}^{-1}$ )	TTS <sup>a</sup>	Disk <sup>b</sup>
528	05 36 15.57	-06 00 50.4	M5.4	0.088	0.0	-56.0	...	-9.8	...	C	Thick
529	05 35 58.92	-06 02 39.7	M4.7	0.052	0.0	-184.0	...	-9.4	...	C	Thick
530	05 36 06.29	-06 03 15.4	M5.2	0.039	0.0	-19.0	...	-10.9	...	C	Thick
532	05 36 34.92	-06 08 20.5	M5.2	0.021	0.0	-134.0	...	-10.3	...	C	Thick
533	05 35 25.58	-06 13 04.4	M6.7	0.142	3.2	-167.0	...	-8.8	...	C	Thick
535	05 35 28.05	-06 21 33.0	M5.3	0.104	0.0	-17.8	...	<-10.3	...	W	Thick
536	05 35 15.85	-06 09 46.6	M5.3	0.038	0.0	-67.5	...	-10.2	...	C	Thick
537	05 35 42.21	-06 11 43.6	M5.4	0.058	0.0	-18.5	...	-10.7	...	C	Thick
538	05 35 34.92	-06 08 36.5	M0.0	0.021	2.7	-45.1	...	...	...	C	Thick
540	05 35 25.65	-06 18 17.9	M5.6	0.025	0.0	-26.8	...	-11.0	...	C	Thick
541	05 35 44.12	-06 09 30.4	M3.3	0.007	0.4	-21.4	...	...	...	C	Thick
542	05 34 54.04	-06 23 50.7	M0.5	0.842	0.0	-37.6	...	-7.8	...	C	Thick
543	05 34 47.64	-06 19 40.1	M2.5	0.356	0.0	-19.0	...	-9.0	...	C	Thick
544	05 34 39.88	-06 25 14.0	G6.0	0.068	1.2	-60.0	...	...	...	C	Thick
545	05 34 47.93	-06 21 41.6	M2.5	0.134	0.8	-5.3	...	<-10.5	...	W	Thick
546	05 34 39.20	-06 21 39.3	M4.4	0.046	0.0	-35.2	...	-10.4	...	C	Thick
548	05 34 26.82	-06 26 25.8	M4.1	0.107	0.0	-6.1	...	<-10.7	...	W	Thin
549	05 34 20.42	-06 31 15.0	M5.1	0.062	0.0	-74.8	...	-9.8	...	C	Thick
551	05 36 40.58	-06 10 33.1	K7.7	1.120	4.7	-19.2	...	-8.0	...	C	Thick
561	05 35 37.34	-06 21 19.1	M4.7	0.206	0.0	-12.4	...	<-9.9	...	W	Thick
574	05 35 54.30	-06 23 19.9	M6.4	0.017	0.1	-22.8	...	...	...	C	Thick
582	05 35 28.59	-06 30 03.6	M4.6	0.106	0.0	-8.7	...	<-10.6	...	W	Thick
583	05 34 47.99	-06 39 43.2	M5.0	0.036	0.5	-55.0	...	-10.4	...	C	Thin
584	05 36 56.18	-06 27 52.7	M2.0	0.172	2.9	-37.1	...	-9.2	...	C	Thick
585	05 37 30.65	-06 29 26.5	M4.7	0.048	0.0	-35.6	...	-10.4	...	C	Thick
588	05 37 00.94	-06 33 11.0	M5.7	0.138	0.2	-53.8	...	-9.5	...	C	Thick
596	05 35 27.09	-06 45 48.3	M4.3	0.207	1.5	-11.6	...	<-9.9	...	W	Thick
597	05 35 13.57	-06 48 03.1	M5.1	0.075	0.0	-11.7	...	<-10.7	...	W	Thick
598	05 35 30.89	-06 50 34.7	M3.0	0.042	0.6	-51.5	...	-10.2	...	C	Thick
599	05 37 17.28	-06 36 18.1	M5.0	0.116	0.0	-27.9	...	-9.9	...	C	Thick
600	05 37 41.78	-06 39 34.0	M4.7	0.187	0.0	-106.0	...	-8.8	...	C	Thick
601	05 37 53.08	-06 35 55.3	M5.2	0.140	0.0	-40.3	...	-9.6	...	C	Thick
602	05 38 03.26	-06 41 46.9	M2.8	0.087	1.1	-4.8	...	<-11.0	...	W	Thick
607	05 36 50.27	-06 41 54.4	M4.5	0.117	1.3	-102.0	...	-9.2	...	C	Thick
608	05 37 08.86	-06 43 58.6	M4.9	0.088	0.0	-46.8	...	-9.8	...	C	Thick
609	05 36 43.89	-06 44 33.8	M5.3	0.039	1.0	-53.7	...	-10.3	...	C	Thick
619	05 38 27.67	-06 54 53.4	K7.5	1.121	0.2	-21.1	...	-7.9	...	C	Thick
622	05 38 31.98	-06 52 38.9	M2.1	0.383	0.7	-41.5	...	-8.5	...	C	Thick
623	05 38 26.79	-06 50 54.9	M3.0	0.200	1.2	-26.8	...	-9.4	...	C	Thick
626	05 38 02.48	-06 44 44.6	M4.5	0.138	0.5	-20.0	...	-9.9	...	C	Thick
628	05 37 53.49	-06 58 15.5	M1.7	0.644	1.0	-3.9	...	<-9.3	...	W	Thick
629	05 37 30.66	-06 56 06.1	M4.2	0.408	0.0	-16.0	...	-9.2	...	C	Thick
630	05 37 44.47	-06 50 36.4	M1.0	0.427	0.6	-104.0	...	-7.9	...	C	Thick
631	05 37 55.20	-06 58 43.2	M4.0	0.256	0.2	-10.4	...	<-9.8	...	W	Thick
632	05 37 22.15	-06 54 45.1	M5.4	0.174	0.0	-16.3	...	<-9.9	...	W	Thick
633	05 37 36.66	-07 03 04.3	M4.3	0.156	0.0	-36.0	...	-9.5	...	C	Thick
634	05 37 51.41	-06 57 09.4	M5.2	0.119	0.2	-71.4	...	-9.4	...	C	Thick
636	05 37 40.65	-06 57 50.5	M5.2	0.037	0.0	-23.7	...	-10.8	...	C	Thick
638	05 37 15.51	-06 59 03.6	K5.7	0.785	2.0	-18.9	...	-8.4	...	C	Thick
639	05 37 14.03	-07 03 41.3	M1.1	0.487	0.2	-15.8	...	-8.8	...	C	Thick
640	05 37 13.95	-07 03 23.1	M2.7	0.293	0.0	-32.9	...	-8.9	...	C	Thick
642	05 36 20.55	-07 05 31.6	M0.9	0.520	0.6	-13.7	...	-8.8	...	C	TD
665	05 38 34.59	-06 57 47.4	M6.0	0.107	5.3	-32.4	...	-9.9	...	C	Thick
709	05 38 04.98	-07 16 10.8	M1.0	0.512	0.4	-7.1	...	<-9.2	...	W	Thick
716	05 40 13.90	-07 19 25.3	K7.4	0.289	3.9	-132.0	...	-8.1	...	C	Thick
720	05 39 43.40	-07 20 20.8	M0.5	0.764	8.5	-33.9	...	-8.0	...	C	Thick
724	05 40 16.82	-07 19 06.8	M4.7	0.173	0.5	-282.0	...	-8.3	...	C	Thick
740	05 39 32.33	-07 22 24.4	K3.0	0.405	3.2	-23.7	...	-8.8	...	C	Thick
749	05 39 28.33	-07 24 15.4	M7.3	0.015	0.5	-200.0	...	...	...	C	Thick
753	05 38 24.90	-07 44 36.7	M5.0	0.017	1.1	-81.2	...	-10.7	...	C	Thick
754	05 40 44.67	-07 29 54.1	M1.0	0.824	3.5	-254.0	...	-6.8	...	C	Thick
760	05 40 11.57	-07 30 41.0	M3.6	0.250	4.0	-138.0	...	-8.3	...	C	Thick
775	05 38 47.85	-07 44 32.9	M5.5	0.697	3.0	-92.6	...	-8.0	...	C	Thick
781	05 40 59.83	-07 43 14.3	M5.4	0.048	1.0	-25.3	...	-10.6	...	C	TD
805	05 39 46.05	-07 53 00.6	M4.8	0.090	0.1	-8.4	...	<-10.7	...	W	TD
806	05 39 40.24	-07 48 59.7	M5.4	0.027	0.5	-53.0	...	-10.6	...	C	Thick
817	05 42 04.33	-07 52 23.7	M4.5	0.125	1.2	-8.1	...	<-10.5	...	W	Thin
818	05 41 45.59	-07 55 55.0	M3.3	0.070	0.3	-69.7	...	-9.7	...	C	Thick
821	05 41 28.02	-07 49 22.1	M3.7	0.014	0.0	-87.2	...	-10.7	...	C	Thick
823	05 41 16.71	-07 51 17.7	M4.6	0.053	0.7	-20.6	...	-10.6	...	C	Thick
848	05 42 02.96	-07 56 20.7	K3.0	1.395	2.2	-1.4	...	<-9.6	...	W	Thick
875	05 42 44.00	-08 09 26.7	M0.0	0.790	5.2	-8.1	...	<-8.7	...	W	Thick
877	05 42 30.83	-08 09 05.3	M2.8	0.494	3.7	-46.1	...	-8.3	...	C	Thick
879	05 42 46.28	-08 18 19.4	M4.2	0.184	2.9	-23.4	...	-9.6	...	C	Thick
880	05 42 33.06	-08 09 38.4	M4.3	0.143	3.7	-132.0	...	-8.9	...	C	Thick
881	05 43 01.56	-08 06 03.6	M7.0	0.044	0.0	-407.0	...	...	...	C	Thick
892	05 43 04.40	-08 18 10.6	M2.5	0.288	2.6	-4.3	...	<-10.0	...	W	Thick

TABLE 4 – continued

	RA	DEC		Lum	Av	$EW_{H\alpha}$	$EW_{H\beta}$	$\text{Log } \dot{M}_{\text{acc}}^{\text{H}\alpha}$	$\text{Log } \dot{M}_{\text{acc}}^{\text{H}\beta}$	TTS <sup>a</sup>	Disk <sup>b</sup>
	(J2000)	(J2000)	Spt	( $L_{\odot}$ )	(mag)	Å	Å	( $M_{\odot} \text{ yr}^{-1}$ )	( $M_{\odot} \text{ yr}^{-1}$ )		
893	05 43 04.56	-08 16 39.1	M0.6	0.416	4.6	-6.0	...	<-9.5	...	W	TD
894	05 42 57.21	-08 18 28.6	M3.6	0.110	1.8	-10.1	...	<-10.4	...	W	Thick
895	05 42 51.14	-08 21 16.1	M4.5	0.057	1.9	-53.8	...	-10.0	...	C	Thick
899	05 42 45.03	-08 33 36.2	M2.6	0.527	5.3	-5.7	...	<-9.4	...	W	TD
902	05 41 42.45	-08 37 07.1	K1.0	14.415	6.8	-26.7	...	-6.4	...	C	Thick
905	05 42 05.48	-08 38 28.5	M1.0	1.061	2.9	-10.0	...	-8.4	...	C	Thick
908	05 41 53.68	-08 37 43.1	M6.0	0.318	5.4	-223.0	...	-8.1	...	C	Thick
913	05 41 22.95	-08 39 10.6	M1.8	0.773	2.9	-49.2	...	-7.8	...	C	Thick
918	05 41 30.50	-08 43 58.9	M5.7	0.017	0.7	-220.0	...	...	...	C	Thick
920	05 42 46.09	-08 40 00.8	K4.0	3.092	4.1	-3.1	...	<-8.5	...	W	Thick
924	05 43 03.92	-08 39 09.3	M1.4	0.758	4.0	-11.1	...	-8.6	...	C	Thick
927	05 42 40.81	-08 40 08.7	M2.4	0.327	1.0	-105.0	...	-8.2	...	C	Thick
932	05 42 47.50	-08 38 04.1	M6.0	0.125	3.5	-250.0	...	-8.7	...	C	Thick
943	05 42 38.32	-08 41 02.0	M1.7	0.492	4.7	-51.8	...	-8.2	...	C	Thick
945	05 42 34.55	-08 53 38.4	M3.0	0.115	5.7	-14.7	...	<-10.1	...	W	Thick
947	05 37 13.26	-06 35 00.3	A6.9	20.141	1.0	-5.2	...	-7.6	...	C	Thick
963	05 43 43.61	-08 34 16.5	M0.0	0.565	3.0	-20.9	...	-8.5	...	C	Thick
965	05 42 48.71	-08 38 31.1	K7.5	3.748	4.0	-30.1	...	-6.8	...	C	Thick
966	05 35 46.84	-06 05 07.4	M0.9	0.327	0.0	-1.5	...	...	...	W	N
970	05 35 05.43	-06 15 46.9	M4.9	0.382	1.8	-20.7	...	...	...	W	N
971	05 35 22.80	-06 12 04.8	M2.5	0.164	0.3	-23.9	...	-9.6	...	C	TD
972	05 35 33.59	-06 18 24.7	M3.2	0.146	0.0	-8.5	...	...	...	W	N
973	05 35 47.07	-06 11 45.1	M5.0	0.086	0.6	-86.7	...	...	...	W	N
974	05 35 42.20	-06 15 14.2	M4.4	0.082	0.0	-13.6	...	...	...	W	N
975	05 35 16.96	-06 13 08.9	M3.9	0.078	0.0	-6.5	...	...	...	W	N
976	05 35 29.55	-06 18 54.7	M4.9	0.078	0.0	-10.4	...	...	...	W	N
979	05 34 30.27	-06 22 01.0	M3.3	0.371	0.0	-6.5	...	...	...	W	N
980	05 34 35.84	-06 21 54.6	M2.7	0.281	0.0	-7.1	...	...	...	W	N
981	05 34 41.03	-06 27 50.7	M1.4	0.285	0.0	-2.4	...	...	...	W	N
982	05 34 22.56	-06 20 29.1	M4.5	0.191	0.0	-7.9	...	...	...	W	N
983	05 35 07.15	-06 18 16.3	M4.3	0.182	0.0	-13.0	...	...	...	W	N
984	05 35 11.11	-06 20 14.2	M2.9	0.187	0.0	-2.9	...	...	...	W	N
985	05 34 48.11	-06 18 11.5	M2.9	0.166	0.0	-3.5	...	...	...	W	N
986	05 35 02.79	-06 23 59.8	M4.8	0.134	0.0	-11.7	...	...	...	W	N
988	05 34 32.87	-06 24 43.9	M4.8	0.093	0.0	-10.6	...	...	...	W	N
989	05 34 48.31	-06 22 42.7	M5.5	0.093	0.0	-14.7	...	<-10.5	...	W	Thin
990	05 35 07.36	-06 26 33.9	M5.4	0.083	0.0	-13.7	...	...	...	W	N
991	05 35 07.33	-06 18 55.2	M4.4	0.044	0.0	-13.6	...	...	...	W	N
999	05 34 15.59	-06 24 16.7	M4.0	0.077	0.2	...	...	...	...	W	N
1003	05 36 57.36	-06 18 45.1	M5.0	0.195	0.0	-8.0	...	...	...	W	N
1004	05 36 36.85	-06 09 54.9	M3.6	0.129	0.0	-5.6	...	...	...	W	N
1005	05 36 29.80	-06 14 19.6	M5.5	0.095	0.0	-10.0	...	...	...	W	N
1007	05 36 50.36	-06 23 09.1	M4.8	0.056	0.0	-13.9	...	...	...	W	N
1016	05 35 41.01	-06 26 50.4	K2.0	1.510	0.8	-1.6	...	...	...	W	N
1023	05 35 03.65	-06 27 55.5	M5.1	0.120	0.0	-13.3	...	...	...	W	N
1024	05 34 49.59	-06 32 59.4	M4.9	0.059	0.1	-13.1	...	...	...	W	N
1025	05 35 33.05	-06 27 28.9	M4.5	0.039	0.0	-6.7	...	...	...	W	N
1039	05 38 23.66	-06 37 44.4	K1.5	2.742	0.0	-0.6	...	...	...	W	N
1040	05 37 58.88	-06 43 31.3	M5.6	0.209	0.0	-26.8	...	-9.6	...	C	Thick
1042	05 37 59.80	-06 42 05.4	M4.0	0.274	0.0	-4.5	...	...	...	W	N
1043	05 37 45.37	-06 38 13.1	M3.2	0.230	3.3	...	...	...	...	W	N
1044	05 38 04.98	-06 38 25.6	M4.5	0.224	0.0	-9.8	...	...	...	W	N
1045	05 38 02.55	-06 42 31.9	M3.3	0.164	0.4	-4.9	...	...	...	W	N
1047	05 38 02.49	-06 40 56.8	M5.0	0.071	0.0	...	...	...	...	W	N
1053	05 37 18.90	-06 47 03.8	M5.1	0.085	0.0	-15.3	...	...	...	W	N
1054	05 37 16.86	-06 47 50.5	M5.5	0.052	0.1	...	...	...	...	W	N
1065	05 37 55.01	-06 44 58.8	M3.3	0.309	0.0	-6.5	...	...	...	W	N
1072	05 37 59.03	-06 58 46.0	M5.2	0.362	0.0	-21.0	...	...	...	W	N
1073	05 37 49.34	-06 51 37.1	M3.5	0.248	0.5	-13.1	...	<-9.6	...	W	TD
1077	05 37 32.29	-07 04 58.7	M2.9	0.301	0.0	-7.9	...	...	...	W	N
1110	05 39 38.68	-07 45 05.2	M4.4	0.160	0.0	-7.1	...	...	...	W	N
1113	05 40 51.78	-07 37 13.5	G3.7	3.791	7.7	-0.5	...	...	...	W	N
1114	05 41 16.32	-07 35 35.9	M4.3	0.407	0.0	-10.7	...	...	...	W	N
1115	05 41 10.70	-07 38 45.2	M3.3	0.240	0.8	-7.8	...	...	...	W	N
1118	05 40 49.33	-07 46 32.7	M0.2	0.679	8.2	-67.9	...	-7.7	...	C	TD
1131	05 42 01.52	-07 56 15.2	M3.4	0.177	0.6	-7.5	...	...	...	W	N
1141	05 42 48.13	-08 16 24.9	K7.6	0.602	2.3	-3.0	...	...	...	W	N
1143	05 42 56.24	-08 15 06.6	M2.6	0.275	3.4	-2.1	...	...	...	W	N
1144	05 42 43.07	-08 18 35.0	K0.3	1.163	5.7	-0.3	...	...	...	W	N
1145	05 42 34.07	-08 15 29.6	M3.3	0.181	3.9	...	...	...	...	W	N
1147	05 42 48.97	-08 15 00.4	M1.6	0.317	2.8	-3.6	...	...	...	W	N
1148	05 42 37.90	-08 14 52.3	M4.7	0.060	2.2	...	...	...	...	W	N
1157	05 43 19.00	-08 16 29.5	M0.4	0.833	4.1	-7.1	...	...	...	W	N
1159	05 43 05.91	-08 21 50.6	M3.3	0.291	2.1	...	...	...	...	W	N
1160	05 43 08.18	-08 16 40.3	M2.0	0.361	2.9	...	...	...	...	W	N
1162	05 43 01.24	-08 24 05.5	M5.7	0.018	0.7	-67.8	...	...	...	W	N
1166	05 42 30.62	-08 32 55.2	G7.0	3.541	1.9	-6.3	...	-8.2	...	C	TD
1167	05 42 51.80	-08 27 05.2	M3.1	0.080	0.2	-15.0	...	...	...	W	N



TABLE 4 – continued

	RA	DEC		Lum	Av	$EW_{H\alpha}$	$EW_{H\beta}$	$\text{Log } \dot{M}_{\text{acc}}^{H\alpha}$	$\text{Log } \dot{M}_{\text{acc}}^{H\beta}$	TTS <sup>a</sup>	Disk <sup>b</sup>
	(J2000)	(J2000)	Spt	( $L_{\odot}$ )	(mag)	Å	Å	( $M_{\odot} \text{ yr}^{-1}$ )	( $M_{\odot} \text{ yr}^{-1}$ )		
1168	05 43 07.43	-08 30 29.6	M4.4	0.065	0.0	...	...	...	...	W	N
1174	05 42 09.85	-08 42 30.1	M4.1	0.114	0.0	...	...	...	...	W	N
1175	05 42 28.87	-08 38 59.4	M4.0	0.087	0.0	-7.4	...	...	...	W	N
1176	05 42 23.62	-08 36 58.3	M5.3	0.048	0.0	-15.9	...	...	...	W	N
1180	05 42 50.51	-08 39 57.8		2.501	7.2	...	...	...	...	...	Thin
1182	05 43 12.62	-08 34 42.1	K6.5	1.712	5.5	-1.5	...	...	...	W	N
1186	05 42 53.93	-08 38 24.7	M0.6	0.250	1.1	-3.1	...	...	...	W	N
1187	05 42 57.11	-08 46 03.5	M4.4	0.103	0.0	...	...	...	...	W	N
1188	05 42 56.39	-08 37 45.9	M3.7	0.095	0.0	-4.9	...	<-10.9	...	W	TD
1189	05 43 18.80	-08 40 40.4	M4.5	0.041	0.0	-14.1	...	...	...	W	N
1196	05 42 42.43	-08 48 14.1	M2.0	1.479	7.0	-2.9	...	<-8.8	...	W	TD
1197	05 39 58.26	-07 37 12.7	K2.5	2.035	0.5	-0.7	...	...	...	W	N
1198	05 42 49.13	-08 20 37.1	M3.1	0.367	1.7	-6.4	...	...	...	W	N
1203	05 40 06.57	-07 24 01.1	M3.1	0.509	5.7	-42.1	...	-8.3	...	C	Thick
1211	05 34 06.22	-06 30 44.8	M2.5	0.806	0.3	-5.0	...	<-9.1	...	W	TD
1227	05 39 01.22	-07 01 09.3	M2.9	0.339	3.5	-35.4	...	-8.8	...	C	Thin
1240	05 38 51.43	-08 01 27.3	M5.2	0.273	1.0	-135.0	...	-8.4	...	C	Thick
1243	05 43 18.49	-08 09 24.4	M3.6	0.085	0.2	-4.7	...	<-11.0	...	W	Thin
1248	05 34 04.94	-06 23 47.2	M4.0	0.198	0.0	-5.7	...	<-10.3	...	W	Thick
1249	05 34 06.67	-06 24 11.7	K0.8	2.085	3.6	-1.2	...	...	...	W	N
1250	05 34 10.06	-06 26 50.5	M4.9	0.040	0.0	-5.1	...	...	...	W	N
1251	05 34 23.60	-06 18 39.2	M2.6	0.381	0.0	-4.8	...	...	...	W	N
1252	05 34 36.30	-06 16 24.4	M4.8	0.075	0.0	-75.2	...	-9.7	...	C	Thick
1253	05 34 38.58	-06 35 56.2	M3.2	0.222	0.0	-6.9	...	...	...	W	N
1254	05 34 38.88	-06 25 21.6	M2.2	0.352	0.0	-2.5	...	...	...	W	N
1255	05 34 39.68	-06 18 06.3	M4.6	0.112	0.0	-13.1	...	...	...	W	N
1256	05 34 44.75	-06 40 29.1	M4.8	0.092	0.0	-10.2	...	...	...	W	N
1257	05 34 51.42	-06 34 26.8	M6.0	0.015	0.0	-109.0	...	...	...	C	Thick
1258	05 34 52.66	-06 35 35.7	M4.3	0.070	0.0	-8.0	...	...	...	W	N
1259	05 34 56.64	-06 34 10.1	M5.0	0.101	0.0	-11.8	...	...	...	W	N
1260	05 34 58.02	-06 12 23.9	M0.5	1.705	0.3	-5.0	...	...	...	W	N
1261	05 35 02.83	-06 12 21.8	M4.5	0.271	0.0	-6.5	...	...	...	W	N
1262	05 35 03.08	-06 12 23.4	M4.3	0.177	0.0	-14.4	...	...	...	W	N
1263	05 35 04.29	-06 39 04.3	M4.9	0.054	0.0	-11.9	...	...	...	W	N
1264	05 35 07.56	-06 33 39.0	M3.0	0.145	0.0	-7.4	...	...	...	W	N
1265	05 35 10.93	-06 33 05.0	M4.4	0.045	0.0	-20.1	...	...	...	W	N
1266	05 35 11.01	-06 47 16.9	M4.3	0.047	0.0	-6.9	...	...	...	W	N
1267	05 35 12.00	-06 25 09.7	M5.4	0.017	0.0	-92.5	...	-10.6	...	C	Thick
1268	05 35 12.02	-06 49 54.4	M4.6	0.214	0.0	-10.3	...	<-10.0	...	W	TD
1269	05 35 15.79	-06 09 39.7	M4.5	0.050	0.0	-7.7	...	...	...	W	N
1270	05 35 16.37	-06 41 13.2	M5.4	0.059	0.0	-19.2	...	...	...	W	N
1271	05 35 18.62	-06 37 11.4	M4.9	0.005	0.0	-33.2	...	...	...	W	N
1272	05 35 20.45	-06 47 25.9	M1.2	0.370	0.0	-3.8	...	...	...	W	N
1273	05 35 20.50	-06 45 41.1	M4.7	0.248	0.0	-11.4	...	...	...	W	N
1274	05 35 20.89	-06 07 17.7	M4.8	0.096	0.0	-61.0	...	-9.6	...	C	Thick
1275	05 35 23.16	-06 23 36.7	M2.6	0.005	0.0	-186.0	...	...	...	C	Thick
1276	05 35 24.36	-06 20 03.3	M4.4	0.063	0.0	-6.1	...	...	...	W	N
1277	05 35 24.41	-06 11 14.6	M6.0	0.085	0.0	-14.6	...	...	...	W	N
1278	05 35 26.78	-06 10 34.0	M6.1	0.015	0.0	-8.4	...	...	...	W	Thick
1279	05 35 27.90	-06 09 39.1	M3.3	0.535	0.0	-29.0	...	...	...	W	N
1280	05 35 29.80	-06 07 39.5	M3.4	0.137	0.0	-10.1	...	...	...	W	N
1281	05 35 30.38	-06 07 15.1	M5.7	0.035	0.0	-22.3	...	...	...	W	N
1282	05 35 30.61	-06 50 33.7	M4.8	0.056	0.0	-11.8	...	...	...	W	N
1283	05 35 32.84	-06 52 38.4	G9.0	2.772	1.2	-0.7	...	...	...	W	N
1284	05 35 35.24	-06 48 41.6	M4.5	0.111	0.0	-8.6	...	...	...	W	N
1285	05 35 38.09	-06 11 52.3	M4.5	0.047	0.0	-8.7	...	...	...	W	N
1286	05 35 40.40	-06 35 55.0	G1.6	3.438	5.5	1.1	...	...	...	W	N
1287	05 35 40.87	-06 43 51.7	K0.6	1.971	0.0	0.5	...	...	...	W	N
1288	05 35 41.69	-06 09 02.1	M4.5	0.105	0.0	-8.6	...	...	...	W	N
1289	05 35 45.52	-06 45 19.8	M3.4	0.143	0.0	-6.3	...	...	...	W	N
1290	05 35 45.87	-06 05 38.8	M2.8	0.355	0.0	-3.3	...	...	...	W	N
1291	05 35 48.79	-06 09 07.2	M3.3	0.159	0.0	-4.8	...	...	...	W	N
1292	05 35 49.12	-06 41 02.8	M3.0	0.376	0.0	-6.1	...	...	...	W	N
1293	05 35 50.24	-06 33 35.4	M4.5	0.214	0.0	-9.4	...	...	...	W	N
1295	05 35 53.68	-06 30 54.7	M5.2	0.033	0.0	-20.3	...	-11.0	...	C	Thick
1296	05 35 54.52	-06 57 03.3	M3.0	0.290	1.0	-4.7	...	...	...	W	N
1297	05 35 57.05	-06 47 04.8	K2.0	1.713	0.7	-0.5	...	...	...	W	N
1298	05 35 57.67	-06 38 13.4	K6.0	1.752	1.1	-3.5	...	...	...	W	N
1299	05 35 57.96	-06 08 13.7	M5.1	0.213	0.0	-19.4	...	...	...	W	N
1300	05 35 58.79	-06 12 43.7	M3.9	0.108	0.0	-5.7	...	...	...	W	N
1301	05 35 59.23	-06 49 51.8	M3.1	0.190	0.0	-7.6	...	...	...	W	N
1302	05 35 59.64	-06 56 29.3	M4.3	0.085	0.0	-7.8	...	...	...	W	N
1303	05 36 01.39	-06 44 14.5	M4.6	0.191	0.0	-8.0	...	...	...	W	N
1304	05 36 01.94	-07 03 56.7	M5.5	0.050	0.0	-14.8	...	...	...	W	N
1305	05 36 02.88	-06 50 42.3	M3.2	0.422	0.0	-7.6	...	...	...	W	N
1306	05 36 13.76	-06 02 46.3	M4.5	0.060	0.0	-9.0	...	...	...	W	N
1307	05 36 18.65	-06 31 25.5	M4.9	0.265	0.0	-8.7	...	...	...	W	N
1308	05 36 19.53	-06 44 14.8	M5.5	0.166	0.0	-15.3	...	...	...	W	N

TABLE 4 – continued

	RA	DEC		Lum	Av	$EW_{H\alpha}$	$EW_{H\beta}$	$\text{Log } \dot{M}_{\text{acc}}^{\text{H}\alpha}$	$\text{Log } \dot{M}_{\text{acc}}^{\text{H}\beta}$	TTS <sup>a</sup>	Disk <sup>b</sup>
	(J2000)	(J2000)	Spt	( $L_{\odot}$ )	(mag)	Å	Å	( $M_{\odot} \text{ yr}^{-1}$ )	( $M_{\odot} \text{ yr}^{-1}$ )		
1309	05 36 19.78	-06 31 19.3	M0.6	0.376	0.0	-3.5	...	...	...	W	N
1310	05 36 20.86	-06 31 10.2	K3.0	1.506	1.2	-1.8	...	...	...	W	N
1311	05 36 23.96	-06 45 23.8	M4.9	0.152	0.0	-15.2	...	...	...	W	N
1312	05 36 26.33	-06 48 43.6	M5.8	0.098	0.0	-12.5	...	...	...	W	N
1313	05 36 26.48	-06 06 16.4	M4.5	0.103	0.0	-14.8	...	...	...	W	N
1314	05 36 27.65	-06 14 40.5	M6.0	0.020	0.0	-19.9	...	...	...	W	N
1315	05 36 30.48	-06 30 06.8	M4.4	0.063	0.0	-5.8	...	...	...	W	N
1316	05 36 32.81	-06 00 50.2	M4.5	0.072	0.0	-13.1	...	...	...	W	N
1317	05 36 32.98	-06 02 29.9	M3.4	0.126	0.0	-9.9	...	...	...	W	N
1318	05 36 35.42	-06 17 36.2	M4.4	0.059	0.0	-5.7	...	...	...	W	N
1319	05 36 37.48	-06 16 07.5	M5.7	0.045	0.0	-19.9	...	...	...	W	N
1320	05 36 39.97	-06 16 05.0	M5.0	0.036	0.0	-12.9	...	...	...	W	N
1321	05 36 40.44	-06 49 52.9	M4.3	0.070	0.0	-7.9	...	...	...	W	N
1322	05 36 41.21	-06 41 01.0	M5.7	0.178	0.0	-18.0	...	...	...	W	N
1323	05 36 41.67	-06 11 46.1	M4.6	0.133	0.0	-10.0	...	...	...	W	N
1324	05 36 41.99	-06 07 06.2	M3.3	0.416	0.0	-5.8	...	...	...	W	N
1325	05 36 43.15	-06 16 56.9	M5.4	0.022	0.0	-27.2	...	...	...	W	N
1326	05 36 43.27	-07 17 47.8	M4.6	0.158	0.0	-11.9	...	...	...	W	N
1327	05 36 44.92	-06 04 35.3	M4.3	0.116	0.0	-6.6	...	...	...	W	N
1328	05 36 46.71	-06 07 22.1	M2.2	0.609	0.0	-3.4	...	...	...	W	N
1329	05 36 50.91	-06 10 55.0	M5.5	0.054	0.0	-16.6	...	...	...	W	N
1330	05 36 52.32	-07 06 10.4	M5.0	0.270	0.0	-17.0	...	...	...	W	N
1331	05 36 53.82	-06 20 53.6	M3.5	0.160	0.0	-5.8	...	...	...	W	N
1332	05 36 54.34	-06 07 21.8	M4.0	0.135	0.0	-6.9	...	...	...	W	N
1333	05 36 55.33	-07 17 49.9	M5.0	0.130	1.0	-10.6	...	...	...	W	N
1334	05 37 09.91	-06 45 46.5	M2.8	0.220	0.0	-10.5	...	...	...	W	N
1336	05 37 19.32	-07 10 23.1	K7.9	0.388	0.0	-2.5	...	...	...	W	N
1337	05 37 22.68	-07 21 24.8	M4.5	0.056	0.9	-14.7	...	<-10.8	...	W	Thick
1338	05 37 38.90	-06 52 53.2	M5.1	0.060	0.0	-13.5	...	...	...	W	N
1339	05 37 43.01	-06 48 41.3	M4.4	0.143	1.0	-7.2	...	...	...	W	N
1340	05 38 08.76	-07 13 53.1	M5.5	0.092	0.5	-19.8	...	...	...	W	N
1341	05 38 25.52	-06 47 57.5	M5.0	0.176	0.0	-131.0	...	-8.8	...	C	Thin
1342	05 38 28.29	-07 23 46.1	M5.0	0.156	0.0	-10.8	...	...	...	W	N
1343	05 38 28.56	-06 55 26.7	M5.5	0.164	0.0	-14.8	...	...	...	W	N
1344	05 38 32.31	-07 16 58.3	M5.1	0.213	0.0	-10.6	...	...	...	W	N
1345	05 38 33.45	-07 25 54.8	M4.5	0.150	0.0	-8.9	...	...	...	W	N
1346	05 38 42.30	-06 48 22.1	M2.1	0.173	0.0	-4.9	...	...	...	W	N
1347	05 38 42.49	-07 12 57.8	M1.0	0.472	1.0	-16.1	...	...	...	W	N
1348	05 38 43.60	-07 10 31.0	M4.6	0.044	0.0	-7.9	...	...	...	W	N
1349	05 38 44.98	-07 49 48.1	M2.9	0.583	0.0	-8.8	...	...	...	W	N
1350	05 38 46.67	-07 54 30.1	K2.2	1.091	0.5	-1.1	...	...	...	W	N
1351	05 38 51.31	-07 41 22.1	M4.4	0.086	0.0	-14.2	...	...	...	W	N
1352	05 38 59.04	-07 24 00.6	M4.9	0.028	0.0	-19.6	...	...	...	W	N
1353	05 39 04.42	-07 39 41.8	M4.8	0.045	0.0	-14.5	...	...	...	W	N
1354	05 39 09.09	-07 54 35.7	M3.1	0.513	0.0	-8.4	...	...	...	W	N
1355	05 40 21.59	-08 09 04.0	M2.3	0.583	3.4	-8.5	...	...	...	W	N
1356	05 40 21.94	-07 22 48.0	M5.7	0.069	0.6	-18.1	...	...	...	W	N
1357	05 40 33.86	-08 13 17.9	M3.3	0.220	1.8	-7.6	...	...	...	W	N
1358	05 40 33.91	-08 04 20.6	M5.0	0.128	0.7	-13.5	...	...	...	W	N
1359	05 40 57.14	-07 29 29.9	M4.5	0.026	0.5	-11.5	...	...	...	W	N
1360	05 41 16.82	-07 31 25.7	M2.6	0.316	0.8	-4.8	...	...	...	W	N
1361	05 41 18.36	-07 43 13.3	K7.4	0.363	1.4	-1.7	...	...	...	W	N
1362	05 41 23.16	-08 44 01.3	M3.3	0.348	2.7	-5.6	...	...	...	W	N
1363	05 41 26.49	-08 58 39.3	K5.2	1.095	4.9	-8.6	...	-8.6	...	C	Thick
1364	05 41 37.38	-09 07 51.0	M1.3	0.360	0.9	-21.6	...	-8.9	...	C	Thick
1365	05 41 42.08	-09 05 00.3	K5.0	0.420	0.9	-1.6	...	...	...	W	N
1366	05 42 04.10	-07 54 43.2	M4.2	0.182	1.9	-9.1	...	...	...	W	N
1367	05 42 04.44	-07 51 49.7	M5.0	0.036	1.0	-15.9	...	<-11.0	...	W	TD
1368	05 42 08.83	-07 56 54.7	M4.9	0.061	1.6	-15.7	...	<-10.7	...	W	Thick
1369	05 42 18.68	-08 07 29.2	M3.5	0.088	0.6	-7.5	...	...	...	W	N
1370	05 42 20.67	-08 01 02.9	M3.8	0.050	0.9	-7.8	...	...	...	W	N
1371	05 42 22.73	-08 09 23.7	M4.9	0.063	1.6	-8.5	...	...	...	W	N
1372	05 42 26.39	-07 58 56.6	M3.5	0.632	3.9	-5.5	...	<-9.3	...	W	Thin
1373	05 42 27.81	-08 08 26.6	M1.2	0.250	2.7	-1.5	...	...	...	W	N
1374	05 42 28.27	-08 21 12.2	M2.4	0.091	0.2	-5.7	...	...	...	W	N
1375	05 42 30.54	-08 05 49.5	M4.4	0.057	0.0	-7.5	...	...	...	W	N
1376	05 42 34.70	-07 58 40.9	M5.0	0.148	0.0	-14.0	...	<-10.1	...	W	Thin
1377	05 42 42.79	-08 06 33.1	M4.0	0.111	0.9	-9.3	...	...	...	W	N
1378	05 42 44.48	-08 43 39.6	M4.1	0.115	0.0	-7.9	...	...	...	W	N
1379	05 42 45.48	-08 14 17.6	M3.8	0.078	2.4	-24.7	...	-10.2	...	C	TD
1380	05 42 47.79	-08 06 03.4	M5.0	0.068	0.0	-10.9	...	<-10.8	...	W	TD
1381	05 42 49.96	-08 14 15.6	M3.2	0.135	2.3	-7.5	...	<-10.4	...	W	TD
1382	05 42 51.83	-08 06 39.2	M3.3	0.123	0.6	-5.5	...	...	...	W	N
1383	05 42 54.96	-08 22 29.9	M3.4	0.199	1.2	-4.7	...	...	...	W	N
1384	05 42 56.82	-08 16 12.4	M1.8	0.053	0.0	-6.0	...	...	...	W	N
1385	05 42 56.96	-08 14 57.0	M4.2	0.056	2.9	-11.7	...	...	...	W	N
1386	05 43 22.22	-08 33 11.2	M4.6	0.053	0.0	-19.8	...	...	...	W	N
1387	05 43 23.18	-08 28 07.4	M5.1	0.067	0.5	-29.3	...	...	...	W	N

TABLE 4 – continued

RA	DEC			Lum	Av	$EW_{H\alpha}$	$EW_{H\beta}$	$\text{Log } \dot{M}_{\text{acc}}^{H\alpha}$	$\text{Log } \dot{M}_{\text{acc}}^{H\beta}$	TTS <sup>a</sup>	Disk <sup>b</sup>
(J2000)	(J2000)	Spt		( $L_{\odot}$ )	(mag)	Å	Å	( $M_{\odot} \text{ yr}^{-1}$ )	( $M_{\odot} \text{ yr}^{-1}$ )		
1388 05 43 51.28	-08 28 01.7	M2.0		0.499	2.1	-5.5	...	...	...	W	N

<sup>a</sup> The types of T Tauri stars: C for CTTSs, and W for WTTSs

<sup>b</sup> The types of disks: N for diskless stars, Thick for the optically-thick disks ( $\alpha_{3.6-8} \geq -1.8$ ), Thin for the optically-thin disks ( $-2.5 \lesssim \alpha_{3.6-8} < -1.8$ ), TD for the transition disks, and DD for the debris disk candidates.

Table 5 Stellar masses and ages for the YSOs

ID	RA (J2000)	DEC J2000	D08		S00		B98		DM97		Pisa11	
			mass ( $M_{\odot}$ )	age (Myr)	mass ( $M_{\odot}$ )	age (Myr)	mass ( $M_{\odot}$ )	age (Myr)	mass ( $M_{\odot}$ )	age (Myr)	mass ( $M_{\odot}$ )	age (Myr)
1	05 36 05.00	-06 42 43.8	0.16 <sup>+0.00</sup> <sub>-0.00</sub>	0.1 <sup>+0.0</sup> <sub>-0.0</sub>	0.20 <sup>+0.01</sup> <sub>-0.01</sub>	0.2 <sup>+0.0</sup> <sub>-0.0</sub>	...	...	0.13 <sup>+0.00</sup> <sub>-0.00</sub>	0.1 <sup>+0.0</sup> <sub>-0.0</sub>	...	...
2	05 35 10.69	-06 34 15.5	0.20 <sup>+0.01</sup> <sub>-0.01</sub>	2.0 <sup>+0.3</sup> <sub>-0.3</sub>	0.18 <sup>+0.01</sup> <sub>-0.01</sub>	4.1 <sup>+0.1</sup> <sub>-0.1</sub>	0.21 <sup>+0.01</sup> <sub>-0.01</sub>	2.5 <sup>+0.3</sup> <sub>-0.3</sub>	0.18 <sup>+0.01</sup> <sub>-0.01</sub>	2.1 <sup>+0.1</sup> <sub>-0.1</sub>	...	...
3	05 34 52.29	-06 35 08.5	0.23 <sup>+0.05</sup> <sub>-0.04</sub>	1.6 <sup>+1.0</sup> <sub>-0.5</sub>	0.22 <sup>+0.04</sup> <sub>-0.04</sub>	3.4 <sup>+0.6</sup> <sub>-0.5</sub>	0.24 <sup>+0.06</sup> <sub>-0.04</sub>	2.2 <sup>+1.8</sup> <sub>-0.5</sub>	0.19 <sup>+0.04</sup> <sub>-0.02</sub>	1.6 <sup>+0.5</sup> <sub>-0.2</sub>	0.22 <sup>+0.05</sup> <sub>-0.01</sub>	3.6 <sup>+0.5</sup> <sub>-0.1</sub>
4	05 35 50.56	-06 33 17.3	0.32 <sup>+0.03</sup> <sub>-0.02</sub>	1.2 <sup>+0.3</sup> <sub>-0.2</sub>	0.32 <sup>+0.02</sup> <sub>-0.03</sub>	2.3 <sup>+0.2</sup> <sub>-0.1</sub>	0.41 <sup>+0.04</sup> <sub>-0.03</sub>	2.3 <sup>+0.5</sup> <sub>-0.3</sub>	0.25 <sup>+0.03</sup> <sub>-0.02</sub>	1.1 <sup>+0.1</sup> <sub>-0.1</sub>	0.34 <sup>+0.03</sup> <sub>-0.03</sub>	2.3 <sup>+0.2</sup> <sub>-0.0</sub>
5	05 35 10.75	-06 34 44.5	1.48 <sup>+0.07</sup> <sub>-0.05</sub>	13.9 <sup>+3.0</sup> <sub>-2.5</sub>	1.47 <sup>+0.06</sup> <sub>-0.03</sub>	14.7 <sup>+5.4</sup> <sub>-1.6</sub>	...	...	1.46 <sup>+0.07</sup> <sub>-0.04</sub>	13.8 <sup>+3.6</sup> <sub>-2.6</sub>	1.45 <sup>+0.06</sup> <sub>-0.04</sub>	13.3 <sup>+3.5</sup> <sub>-1.8</sub>
6	05 35 26.58	-06 19 09.0	0.34 <sup>+0.04</sup> <sub>-0.03</sub>	0.2 <sup>+1.6</sup> <sub>-0.3</sub>	0.41 <sup>+0.04</sup> <sub>-0.03</sub>	0.8 <sup>+1.0</sup> <sub>-0.1</sub>	...	...	0.25 <sup>+0.04</sup> <sub>-0.02</sub>	0.1 <sup>+1.1</sup> <sub>-0.0</sub>	...	...
7	05 34 39.20	-06 25 24.2	0.25 <sup>+0.02</sup> <sub>-0.02</sub>	1.8 <sup>+0.3</sup> <sub>-0.2</sub>	0.25 <sup>+0.01</sup> <sub>-0.01</sub>	3.4 <sup>+0.1</sup> <sub>-0.2</sub>	0.27 <sup>+0.02</sup> <sub>-0.02</sub>	2.4 <sup>+0.3</sup> <sub>-0.3</sub>	0.20 <sup>+0.01</sup> <sub>-0.01</sub>	1.6 <sup>+0.1</sup> <sub>-0.1</sub>	0.25 <sup>+0.02</sup> <sub>-0.02</sub>	3.4 <sup>+0.1</sup> <sub>-0.0</sub>
8	05 35 37.32	-06 23 26.3	0.44 <sup>+0.06</sup> <sub>-0.05</sub>	1.9 <sup>+0.9</sup> <sub>-0.6</sub>	0.41 <sup>+0.05</sup> <sub>-0.03</sub>	2.6 <sup>+0.7</sup> <sub>-0.4</sub>	0.62 <sup>+0.09</sup> <sub>-0.08</sub>	4.2 <sup>+1.8</sup> <sub>-1.2</sub>	0.38 <sup>+0.05</sup> <sub>-0.05</sub>	1.4 <sup>+0.5</sup> <sub>-0.3</sub>	0.45 <sup>+0.05</sup> <sub>-0.05</sub>	2.7 <sup>+0.7</sup> <sub>-0.4</sub>
9	05 35 32.70	-06 30 17.9	0.34 <sup>+0.02</sup> <sub>-0.02</sub>	2.3 <sup>+0.3</sup> <sub>-0.3</sub>	0.32 <sup>+0.01</sup> <sub>-0.01</sub>	3.3 <sup>+0.2</sup> <sub>-0.2</sub>	0.39 <sup>+0.03</sup> <sub>-0.02</sub>	3.5 <sup>+0.6</sup> <sub>-0.4</sub>	0.26 <sup>+0.02</sup> <sub>-0.02</sub>	1.7 <sup>+0.2</sup> <sub>-0.1</sub>	0.35 <sup>+0.02</sup> <sub>-0.02</sub>	3.3 <sup>+0.3</sup> <sub>-0.1</sub>
10	05 35 16.85	-06 18 15.6	0.29 <sup>+0.01</sup> <sub>-0.01</sub>	0.4 <sup>+0.0</sup> <sub>-0.0</sub>	0.32 <sup>+0.01</sup> <sub>-0.01</sub>	1.4 <sup>+0.0</sup> <sub>-0.0</sub>	0.47 <sup>+0.02</sup> <sub>-0.01</sub>	1.2 <sup>+0.1</sup> <sub>-0.1</sub>	0.23 <sup>+0.01</sup> <sub>-0.01</sub>	0.5 <sup>+0.1</sup> <sub>-0.2</sub>	0.31 <sup>+0.01</sup> <sub>-0.01</sub>	1.5 <sup>+0.0</sup> <sub>-0.1</sub>
11	05 35 23.61	-06 28 24.3	0.19 <sup>+0.01</sup> <sub>-0.01</sub>	0.0 <sup>+0.0</sup> <sub>-0.0</sub>	0.25 <sup>+0.01</sup> <sub>-0.01</sub>	0.1 <sup>+0.0</sup> <sub>-0.0</sub>	...	...	0.15 <sup>+0.01</sup> <sub>-0.01</sub>	0.0 <sup>+0.0</sup> <sub>-0.0</sub>	...	...
12	05 35 16.31	-06 18 43.2	0.17 <sup>+0.02</sup> <sub>-0.02</sub>	0.4 <sup>+0.1</sup> <sub>-0.1</sub>	0.19 <sup>+0.02</sup> <sub>-0.02</sub>	2.0 <sup>+0.2</sup> <sub>-0.2</sub>	...	...	0.14 <sup>+0.01</sup> <sub>-0.01</sub>	0.3 <sup>+0.1</sup> <sub>-0.1</sub>	...	...
13	05 34 31.82	-06 22 49.7	0.19 <sup>+0.01</sup> <sub>-0.01</sub>	0.1 <sup>+0.0</sup> <sub>-0.0</sub>	0.24 <sup>+0.01</sup> <sub>-0.01</sub>	0.2 <sup>+0.0</sup> <sub>-0.0</sub>	...	...	0.15 <sup>+0.00</sup> <sub>-0.00</sub>	0.1 <sup>+0.0</sup> <sub>-0.0</sub>	...	...
14	05 35 01.36	-06 15 17.6	1.02 <sup>+0.24</sup> <sub>-0.28</sub>	1.7 <sup>+3.1</sup> <sub>-0.8</sub>	1.26 <sup>+0.12</sup> <sub>-0.34</sub>	3.4 <sup>+4.8</sup> <sub>-1.6</sub>	...	...	0.66 <sup>+0.32</sup> <sub>-0.16</sub>	0.8 <sup>+2.1</sup> <sub>-0.3</sub>	1.06 <sup>+0.22</sup> <sub>-0.28</sub>	2.2 <sup>+3.1</sup> <sub>-0.7</sub>
15	05 34 28.70	-06 22 07.9	0.48 <sup>+0.03</sup> <sub>-0.03</sub>	1.9 <sup>+0.4</sup> <sub>-0.3</sub>	0.46 <sup>+0.03</sup> <sub>-0.03</sub>	2.6 <sup>+0.3</sup> <sub>-0.3</sub>	0.72 <sup>+0.05</sup> <sub>-0.06</sub>	4.7 <sup>+0.8</sup> <sub>-0.8</sub>	0.41 <sup>+0.02</sup> <sub>-0.03</sub>	1.4 <sup>+0.2</sup> <sub>-0.2</sub>	0.49 <sup>+0.03</sup> <sub>-0.03</sub>	2.6 <sup>+0.3</sup> <sub>-0.2</sub>
16	05 36 04.97	-06 46 41.2	0.48 <sup>+0.04</sup> <sub>-0.03</sub>	0.4 <sup>+0.1</sup> <sub>-0.1</sub>	0.57 <sup>+0.05</sup> <sub>-0.03</sub>	1.0 <sup>+0.2</sup> <sub>-0.2</sub>	1.05 <sup>+0.05</sup> <sub>-0.05</sub>	1.8 <sup>+0.3</sup> <sub>-0.3</sub>	0.35 <sup>+0.03</sup> <sub>-0.03</sub>	0.4 <sup>+0.0</sup> <sub>-0.1</sub>	0.51 <sup>+0.04</sup> <sub>-0.03</sub>	1.1 <sup>+0.1</sup> <sub>-0.1</sub>
17	05 35 57.29	-06 40 28.0	0.30 <sup>+0.03</sup> <sub>-0.02</sub>	1.0 <sup>+0.2</sup> <sub>-0.2</sub>	0.32 <sup>+0.05</sup> <sub>-0.05</sub>	2.1 <sup>+0.1</sup> <sub>-0.1</sub>	0.40 <sup>+0.03</sup> <sub>-0.03</sub>	1.9 <sup>+0.3</sup> <sub>-0.3</sub>	0.24 <sup>+0.03</sup> <sub>-0.02</sub>	1.0 <sup>+0.1</sup> <sub>-0.1</sub>	0.32 <sup>+0.03</sup> <sub>-0.03</sub>	2.2 <sup>+0.1</sup> <sub>-0.0</sub>
18	05 35 59.84	-06 42 30.3	0.29 <sup>+0.13</sup> <sub>-0.08</sub>	2.5 <sup>+4.2</sup> <sub>-1.2</sub>	0.27 <sup>+0.07</sup> <sub>-0.07</sub>	3.9 <sup>+1.0</sup> <sub>-0.7</sub>	0.31 <sup>+0.14</sup> <sub>-0.07</sub>	3.3 <sup>+5.8</sup> <sub>-1.2</sub>	0.23 <sup>+0.11</sup> <sub>-0.05</sub>	2.0 <sup>+2.6</sup> <sub>-0.5</sub>	0.29 <sup>+0.12</sup> <sub>-0.05</sub>	3.8 <sup>+3.1</sup> <sub>-0.3</sub>
19	05 35 50.20	-06 50 40.1	0.94 <sup>+0.01</sup> <sub>-0.02</sub>	14.0 <sup>+2.6</sup> <sub>-2.2</sub>	0.92 <sup>+0.01</sup> <sub>-0.02</sub>	16.9 <sup>+2.8</sup> <sub>-2.5</sub>	0.95 <sup>+0.02</sup> <sub>-0.02</sub>	23.7 <sup>+3.5</sup> <sub>-3.2</sub>	0.84 <sup>+0.02</sup> <sub>-0.04</sub>	7.4 <sup>+1.6</sup> <sub>-1.3</sub>	0.93 <sup>+0.01</sup> <sub>-0.02</sub>	12.8 <sup>+2.3</sup> <sub>-2.0</sub>
20	05 35 58.25	-06 36 43.0	0.48 <sup>+0.13</sup> <sub>-0.07</sub>	0.4 <sup>+0.4</sup> <sub>-0.1</sub>	0.56 <sup>+0.16</sup> <sub>-0.07</sub>	1.0 <sup>+0.6</sup> <sub>-0.6</sub>	1.02 <sup>+0.13</sup> <sub>-0.11</sub>	1.7 <sup>+1.1</sup> <sub>-0.4</sub>	0.35 <sup>+0.08</sup> <sub>-0.05</sub>	0.4 <sup>+0.2</sup> <sub>-0.2</sub>	0.50 <sup>+0.14</sup> <sub>-0.06</sub>	1.1 <sup>+0.3</sup> <sub>-0.3</sub>
21	05 35 25.10	-06 47 56.3	0.47 <sup>+0.12</sup> <sub>-0.07</sub>	0.3 <sup>+0.4</sup> <sub>-0.1</sub>	0.56 <sup>+0.14</sup> <sub>-0.07</sub>	0.9 <sup>+0.6</sup> <sub>-0.2</sub>	1.03 <sup>+0.13</sup> <sub>-0.11</sub>	1.6 <sup>+1.2</sup> <sub>-0.3</sub>	0.34 <sup>+0.08</sup> <sub>-0.05</sub>	0.3 <sup>+0.2</sup> <sub>-0.2</sub>	0.50 <sup>+0.12</sup> <sub>-0.06</sub>	1.1 <sup>+0.4</sup> <sub>-0.3</sub>
22	05 35 34.20	-06 39 43.1	0.33 <sup>+0.02</sup> <sub>-0.02</sub>	1.2 <sup>+0.2</sup> <sub>-0.2</sub>	0.34 <sup>+0.01</sup> <sub>-0.01</sub>	2.2 <sup>+0.2</sup> <sub>-0.2</sub>	0.44 <sup>+0.03</sup> <sub>-0.03</sub>	2.3 <sup>+0.3</sup> <sub>-0.3</sub>	0.27 <sup>+0.02</sup> <sub>-0.02</sub>	1.1 <sup>+0.1</sup> <sub>-0.1</sub>	0.35 <sup>+0.02</sup> <sub>-0.02</sub>	2.2 <sup>+0.1</sup> <sub>-0.1</sub>
23	05 34 59.02	-06 42 17.6	0.46 <sup>+0.06</sup> <sub>-0.05</sub>	2.4 <sup>+1.0</sup> <sub>-0.6</sub>	0.42 <sup>+0.04</sup> <sub>-0.03</sub>	3.0 <sup>+0.8</sup> <sub>-0.4</sub>	0.64 <sup>+0.07</sup> <sub>-0.08</sub>	5.1 <sup>+1.8</sup> <sub>-1.3</sub>	0.40 <sup>+0.05</sup> <sub>-0.05</sub>	1.8 <sup>+0.6</sup> <sub>-0.4</sub>	0.47 <sup>+0.05</sup> <sub>-0.04</sub>	3.1 <sup>+0.8</sup> <sub>-0.4</sub>
24	05 35 47.30	-06 33 23.3	0.38 <sup>+0.04</sup> <sub>-0.03</sub>	2.0 <sup>+0.6</sup> <sub>-0.4</sub>	0.36 <sup>+0.02</sup> <sub>-0.02</sub>	2.8 <sup>+0.4</sup> <sub>-0.2</sub>	0.49 <sup>+0.06</sup> <sub>-0.05</sub>	3.6 <sup>+1.1</sup> <sub>-0.7</sub>	0.31 <sup>+0.04</sup> <sub>-0.03</sub>	1.5 <sup>+0.4</sup> <sub>-0.2</sub>	0.39 <sup>+0.03</sup> <sub>-0.03</sub>	2.9 <sup>+0.4</sup> <sub>-0.3</sub>
25	05 34 40.89	-06 34 35.0	1.88 <sup>+0.04</sup> <sub>-0.11</sub>	2.1 <sup>+0.7</sup> <sub>-0.5</sub>	1.87 <sup>+0.07</sup> <sub>-0.10</sub>	4.6 <sup>+1.3</sup> <sub>-0.9</sub>	...	...	1.77 <sup>+0.08</sup> <sub>-0.18</sub>	1.7 <sup>+0.8</sup> <sub>-0.4</sub>	1.93 <sup>+0.03</sup> <sub>-0.08</sub>	2.7 <sup>+0.8</sup> <sub>-0.6</sub>
26	05 34 48.34	-06 30 26.9	0.43 <sup>+0.05</sup> <sub>-0.04</sub>	0.8 <sup>+0.3</sup> <sub>-0.2</sub>	0.45 <sup>+0.04</sup> <sub>-0.03</sub>	1.5 <sup>+0.3</sup> <sub>-0.2</sub>	0.74 <sup>+0.08</sup> <sub>-0.07</sub>	2.5 <sup>+0.8</sup> <sub>-0.6</sub>	0.35 <sup>+0.03</sup> <sub>-0.03</sub>	0.7 <sup>+0.1</sup> <sub>-0.1</sub>	0.45 <sup>+0.04</sup> <sub>-0.04</sub>	1.6 <sup>+0.2</sup> <sub>-0.2</sub>
27	05 34 09.07	-06 33 56.5	0.20 <sup>+0.01</sup> <sub>-0.01</sub>	1.8 <sup>+0.3</sup> <sub>-0.1</sub>	0.20 <sup>+0.01</sup> <sub>-0.01</sub>	3.7 <sup>+0.2</sup> <sub>-0.1</sub>	0.21 <sup>+0.02</sup> <sub>-0.02</sub>	2.3 <sup>+0.3</sup> <sub>-0.3</sub>	0.18 <sup>+0.01</sup> <sub>-0.01</sub>	1.8 <sup>+0.1</sup> <sub>-0.1</sub>	0.23 <sup>+0.01</sup> <sub>-0.02</sub>	4.6 <sup>+0.1</sup> <sub>-0.5</sub>
28	05 34 48.75	-06 31 03.4	0.18 <sup>+0.01</sup> <sub>-0.01</sub>	0.5 <sup>+0.1</sup> <sub>-0.1</sub>	0.19 <sup>+0.01</sup> <sub>-0.01</sub>	2.4 <sup>+0.3</sup> <sub>-0.3</sub>	...	...	0.15 <sup>+0.00</sup> <sub>-0.00</sub>	0.8 <sup>+0.2</sup> <sub>-0.2</sub>	...	...
29	05 35 17.68	-06 32 23.8	0.33 <sup>+0.03</sup> <sub>-0.03</sub>	0.5 <sup>+0.1</sup> <sub>-0.1</sub>	0.37 <sup>+0.02</sup> <sub>-0.02</sub>	1.4 <sup>+0.1</sup> <sub>-0.1</sub>	0.57 <sup>+0.05</sup> <sub>-0.03</sub>	1.5 <sup>+0.3</sup> <sub>-0.2</sub>	0.27 <sup>+0.02</sup> <sub>-0.02</sub>	0.6 <sup>+0.1</sup> <sub>-0.1</sub>	0.36 <sup>+0.02</sup> <sub>-0.03</sub>	1.5 <sup>+0.1</sup> <sub>-0.1</sub>
30	05 35 17.77	-06 31 44.2	0.19 <sup>+0.01</sup> <sub>-0.01</sub>	0.2 <sup>+0.0</sup> <sub>-0.0</sub>	0.23 <sup>+0.01</sup> <sub>-0.01</sub>	0.4 <sup>+0.2</sup> <sub>-0.2</sub>	...	...	0.15 <sup>+0.00</sup> <sub>-0.00</sub>	0.1 <sup>+0.0</sup> <sub>-0.0</sub>	...	...
31	05 34 06.94	-06 32 07.8	0.32 <sup>+0.02</sup> <sub>-0.02</sub>	2.0 <sup>+0.4</sup> <sub>-0.3</sub>	0.31 <sup>+0.01</sup> <sub>-0.01</sub>	3.1 <sup>+0.2</sup> <sub>-0.2</sub>	0.37 <sup>+0.03</sup> <sub>-0.03</sub>	3.0 <sup>+0.6</sup> <sub>-0.4</sub>	0.25 <sup>+0.02</sup> <sub>-0.02</sub>	1.6 <sup>+0.2</sup> <sub>-0.1</sub>	0.33 <sup>+0.02</sup> <sub>-0.02</sub>	3.1 <sup>+0.3</sup> <sub>-0.2</sub>
32	05 34 50.30	-06 26 48.3	0.36 <sup>+0.03</sup> <sub>-0.02</sub>	2.0 <sup>+0.3</sup> <sub>-0.3</sub>	0.34 <sup>+0.02</sup> <sub>-0.02</sub>	2.9 <sup>+0.2</sup> <sub>-0.2</sub>	0.44 <sup>+0.03</sup> <sub>-0.03</sub>	3.4 <sup>+0.5</sup> <sub>-0.5</sub>	0.29 <sup>+0.02</sup> <sub>-0.02</sub>	1.5 <sup>+0.1</sup> <sub>-0.1</sub>	0.37 <sup>+0.02</sup> <sub>-0.02</sub>	3.0 <sup>+0.2</sup> <sub>-0.2</sub>
33	05 35 01.93	-06 30 12.7	0.40 <sup>+0.04</sup> <sub>-0.04</sub>	0.5 <sup>+0.1</sup> <sub>-0.1</sub>	0.45 <sup>+0.04</sup> <sub>-0.04</sub>	1.2 <sup>+0.1</sup> <sub>-0.1</sub>	0.78 <sup>+0.08</sup> <sub>-0.06</sub>	1.7 <sup>+0.4</sup> <sub>-0.3</sub>	0.31 <sup>+0.03</sup> <sub>-0.03</sub>	0.5 <sup>+0.0</sup> <sub>-0.1</sub>	0.43 <sup>+0.04</sup> <sub>-0.04</sub>	1.3 <sup>+0.1</sup> <sub>-0.1</sub>
34	05 35 28.28	-06 30 22.1	0.28 <sup>+0.03</sup> <sub>-0.03</sub>	3.7 <sup>+1.0</sup> <sub>-0.8</sub>	0.25 <sup>+0.02</sup> <sub>-0.02</sub>	5.1 <sup>+0.5</sup> <sub>-0.6</sub>	0.29 <sup>+0.04</sup> <sub>-0.03</sub>	4.4 <sup>+1.3</sup> <sub>-0.8</sub>	0.23 <sup>+0.02</sup> <sub>-0.02</sub>	2.8 <sup>+0.5</sup> <sub>-0.4</sub>	0.27 <sup>+0.03</sup> <sub>-0.03</sub>	5.0 <sup>+0.7</sup> <sub>-0.5</sub>
35	05 34 43.17	-06 27 14.5	0.19 <sup>+0.01</sup> <sub>-0.01</sub>	0.3 <sup>+0.0</sup> <sub>-0.0</sub>	0.22 <sup>+0.01</sup> <sub>-0.01</sub>	1.8 <sup>+0.1</sup> <sub>-0.1</sub>	...	...	0.15 <sup>+0.00</sup> <sub>-0.00</sub>	0.2 <sup>+0.0</sup> <sub>-0.0</sub>	...	...
36	05 34 49.97	-06 28 12.0	0.64 <sup>+0.06</sup> <sub>-0.05</sub>	1.5 <sup>+0.4</sup> <sub>-0.3</sub>	0.68 <sup>+0.07</sup> <sub>-0.06</sub>	2.6 <sup>+0.5</sup> <sub>-0.5</sub>	1.06 <sup>+0.04</sup> <sub>-0.04</sub>	4.8 <sup>+0.7</sup> <sub>-0.7</sub>	0.47 <sup>+0.04</sup> <sub>-0.03</sub>	0.9 <sup>+0.2</sup> <sub>-0.1</sub>	0.66 <sup>+0.05</sup> <sub>-0.05</sub>	2.2 <sup>+0.3</sup> <sub>-0.3</sub>
37	05 34 39.09	-06 27 21.2	0.44 <sup>+0.03</sup> <sub>-0.03</sub>	3.0 <sup>+0.4</sup> <sub>-0.4</sub>	0.39 <sup>+0.02</sup> <sub>-0.02</sub>	3.5 <sup>+0.3</sup> <sub>-0.3</sub>	0.57 <sup>+0.04</sup> <sub>-0.04</sub>	5.6 <sup>+1.0</sup> <sub>-0.9</sub>	0.37 <sup>+0.03</sup> <sub>-0.03</sub>	2.2 <sup>+0.3</sup> <sub>-0.3</sub>	0.45 <sup>+0.03</sup> <sub>-0.03</sub>	3.7 <sup>+0.1</sup> <sub>-0.3</sub>
38	05 35 47.14	-06 29 10.3	0.18 <sup>+0.01</sup> <sub>-0.01</sub>	0.0 <sup>+0.0</sup> <sub>-0.0</sub>	0.24 <sup>+0.01</sup> <sub>-0.01</sub>	0.1 <sup>+0.0</sup> <sub>-0.0</sub>	...	...	0.14 <sup>+0.00</sup> <sub>-0.00</sub>	0.0 <sup>+0.0</sup> <sub>-0.0</sub>	...	...
39	05 34 53.85	-06 23 52.5	0.40 <sup>+0.02</sup> <sub>-0.02</sub>	0.5 <sup>+0.1</sup> <sub>-0.1</sub>	0.44 <sup>+0.02</sup> <sub>-0.02</sub>	1.2 <sup>+0.1</sup> <sub>-0.1</sub>	0.75 <sup>+0.04</sup> <sub>-0.04</sub>	1.7 <sup>+0.3</sup> <sub>-0.2</sub>	0.31 <sup>+0.02</sup> <sub>-0.02</sub>	0.5 <sup>+0.0</sup> <sub>-0.0</sub>	0.42 <sup>+0.02</sup> <sub>-0.02</sub>	1.3 <sup>+0.0</sup> <sub>-0.0</sub>
40	05 34 59.51	-06 21 39.9	1.57 <sup>+0.03</sup> <sub>-0.06</sub>	4.5 <sup>+1.4</sup> <sub>-1.1</sub>	1.51 <sup>+0.07</sup> <sub>-0.09</sub>	8.2 <sup>+2.4</sup> <sub>-1.7</sub>	1.39 <sup>+0.00</sup> <sub>-0.08</sub>	12.9 <sup>+3.0</sup> <sub>-0.4</sub>	1.53 <sup>+0.04</sup> <sub>-0.12</sub>	3.4 <sup>+1.5</sup> <sub>-0.9</sub>	1.58 <sup>+0.04</sup> <sub>-0.07</sub>	5.2 <sup>+1.6</sup> <sub>-1.1</sub>
41	05 34 23.16	-06 19 40.9	0.41 <sup>+0.08</sup> <sub>-0.07</sub>	12.4 <sup>+6.5</sup> <sub>-4.1</sub>	0.31 <sup>+0.04</sup> <sub>-0.03</sub>	9.5 <sup>+3.0</sup> <sub>-1.9</sub>	0.43 <sup>+0.07</sup> <sub>-0.07</sub>	14.1 <sup>+7.2</sup> <sub>-4.5</sub>	0.32 <sup>+0.07</sup> <sub>-0.05</sub>	7.4 <sup>+4.1</sup> <sub>-2.1</sub>	0.39 <sup>+0.07</sup> <sub>-0.06</sub>	11.3 <sup>+5.2</sup> <sub>-3.0</sub>
42	05 34 19.88	-06 18 47.8	0.30 <sup>+0.02</sup> <sub>-0.02</sub>	2.3 <sup>+0.4</sup> <sub>-0.4</sub>	0.28 <sup>+0.02</sup> <sub>-0.02</sub>	3.6 <sup>+0.3</sup> <sub>-0.2</sub>	0.33 <sup>+0.03</sup> <sub>-0.02</sub>	3.1 <sup>+0.4</sup> <sub>-0.4</sub>	0.23 <sup>+0.02</sup> <sub>-0.02</sub>	1.8 <sup>+0.2</sup> <sub>-0.2</sub>	0.30 <sup>+0.02</sup> <sub>-0.02</sub>	3.5 <sup>+0.1</sup> <sub>-0.1</sub>
43	05 34 45.71	-06 21 40.1	0.62 <sup>+0.12</sup> <sub>-0.11</sub>	0.4 <sup>+0.3</sup> <sub>-0.1</sub>	0.79 <sup>+0.15</sup> <sub>-0.15</sub>	1.0 <sup>+0.6</sup> <sub>-0.2</sub>	1.28 <sup>+0.07</sup> <sub>-0.09</sub>	1.6 <sup>+0.8</sup> <sub>-0.3</sub>	0.42 <sup>+0.07</sup> <sub>-0.07</sub>	0.3 <sup>+0.1</sup> <sub>-0.2</sub>	0.66 <sup>+0.13</sup> <sub>-0.10</sub>	1.0 <sup>+0.3</sup> <sub>-0.2</sub>
44	05 34 45.14	-06 21 07.2	0.42 <sup>+0.06</sup> <sub>-0.05</sub>	1.5<								



TABLE 5 – continued

ID	RA (J2000)	DEC J2000	D08		S00		B98		DM97		Pisa11	
			mass ( $M_{\odot}$ )	age (Myr)	mass ( $M_{\odot}$ )	age (Myr)	mass ( $M_{\odot}$ )	age (Myr)	mass ( $M_{\odot}$ )	age (Myr)	mass ( $M_{\odot}$ )	age (Myr)
60	05 35 26.60	-06 16 28.4	0.39 <sup>+0.04</sup> <sub>-0.04</sub>	2.9 <sup>+0.7</sup> <sub>-0.6</sub>	0.35 <sup>+0.02</sup> <sub>-0.02</sub>	3.6 <sup>+0.4</sup> <sub>-0.4</sub>	0.48 <sup>+0.05</sup> <sub>-0.05</sub>	4.7 <sup>+1.2</sup> <sub>-1.0</sub>	0.32 <sup>+0.04</sup> <sub>-0.03</sub>	2.0 <sup>+0.5</sup> <sub>-0.3</sub>	0.40 <sup>+0.03</sup> <sub>-0.03</sub>	3.7 <sup>+0.5</sup> <sub>-0.5</sub>
61	05 35 46.06	-06 12 22.8	0.67 <sup>+0.05</sup> <sub>-0.04</sub>	0.3 <sup>+0.1</sup> <sub>-0.0</sub>	0.88 <sup>+0.06</sup> <sub>-0.05</sub>	0.8 <sup>+0.1</sup> <sub>-0.1</sub>	1.38 <sup>+0.01</sup> <sub>-0.04</sub>	1.2 <sup>+0.1</sup> <sub>-0.1</sub>	0.44 <sup>+0.03</sup> <sub>-0.03</sub>	0.2 <sup>+0.0</sup> <sub>-0.1</sub>	0.73 <sup>+0.05</sup> <sub>-0.05</sub>	0.9 <sup>+0.0</sup> <sub>-0.0</sub>
62	05 35 30.15	-06 12 05.9	0.46 <sup>+0.04</sup> <sub>-0.03</sub>	1.7 <sup>+0.4</sup> <sub>-0.3</sub>	0.44 <sup>+0.03</sup> <sub>-0.02</sub>	2.4 <sup>+0.4</sup> <sub>-0.2</sub>	0.69 <sup>+0.06</sup> <sub>-0.06</sub>	4.2 <sup>+1.0</sup> <sub>-0.7</sub>	0.39 <sup>+0.03</sup> <sub>-0.03</sub>	1.3 <sup>+0.2</sup> <sub>-0.2</sub>	0.47 <sup>+0.03</sup> <sub>-0.03</sub>	2.4 <sup>+0.3</sup> <sub>-0.2</sub>
63	05 35 34.39	-06 05 42.7	0.25 <sup>+0.02</sup> <sub>-0.01</sub>	0.1 <sup>+0.0</sup> <sub>-0.0</sub>	0.30 <sup>+0.02</sup> <sub>-0.02</sub>	0.9 <sup>+0.4</sup> <sub>-0.4</sub>	...	...	0.19 <sup>+0.01</sup> <sub>-0.01</sub>	0.1 <sup>+0.0</sup> <sub>-0.0</sub>	...	...
64	05 35 56.96	-06 29 38.1	0.37 <sup>+0.07</sup> <sub>-0.05</sub>	0.7 <sup>+1.2</sup> <sub>-0.3</sub>	0.39 <sup>+0.05</sup> <sub>-0.04</sub>	1.5 <sup>+0.9</sup> <sub>-0.3</sub>	0.61 <sup>+0.10</sup> <sub>-0.08</sub>	2.1 <sup>+2.0</sup> <sub>-0.6</sub>	0.31 <sup>+0.06</sup> <sub>-0.04</sub>	0.7 <sup>+0.8</sup> <sub>-0.2</sub>	0.40 <sup>+0.06</sup> <sub>-0.04</sub>	1.7 <sup>+1.0</sup> <sub>-0.3</sub>
65	05 35 31.81	-06 06 29.4	0.31 <sup>+0.02</sup> <sub>-0.02</sub>	0.4 <sup>+0.1</sup> <sub>-0.1</sub>	0.35 <sup>+0.02</sup> <sub>-0.02</sub>	1.3 <sup>+0.0</sup> <sub>-0.0</sub>	0.55 <sup>+0.04</sup> <sub>-0.02</sub>	1.2 <sup>+0.2</sup> <sub>-0.1</sub>	0.25 <sup>+0.02</sup> <sub>-0.02</sub>	0.5 <sup>+0.1</sup> <sub>-0.2</sub>	0.34 <sup>+0.02</sup> <sub>-0.02</sub>	1.3 <sup>+0.1</sup> <sub>-0.3</sub>
66	05 35 50.95	-06 22 43.4	0.49 <sup>+0.03</sup> <sub>-0.03</sub>	2.2 <sup>+0.4</sup> <sub>-0.3</sub>	0.46 <sup>+0.03</sup> <sub>-0.02</sub>	2.8 <sup>+0.3</sup> <sub>-0.3</sub>	0.73 <sup>+0.04</sup> <sub>-0.05</sub>	5.1 <sup>+0.8</sup> <sub>-0.8</sub>	0.42 <sup>+0.02</sup> <sub>-0.02</sub>	1.5 <sup>+0.2</sup> <sub>-0.2</sub>	0.49 <sup>+0.03</sup> <sub>-0.03</sub>	2.8 <sup>+0.3</sup> <sub>-0.3</sub>
67	05 36 09.68	-06 10 30.6	0.62 <sup>+0.15</sup> <sub>-0.13</sub>	0.3 <sup>+0.4</sup> <sub>-0.1</sub>	0.80 <sup>+0.19</sup> <sub>-0.17</sub>	0.8 <sup>+0.6</sup> <sub>-0.2</sub>	1.31 <sup>+0.06</sup> <sub>-0.10</sub>	1.3 <sup>+0.9</sup> <sub>-0.9</sub>	0.42 <sup>+0.09</sup> <sub>-0.08</sub>	0.3 <sup>+0.1</sup> <sub>-0.2</sub>	0.67 <sup>+0.15</sup> <sub>-0.11</sub>	0.9 <sup>+0.2</sup> <sub>-0.2</sub>
68	05 35 55.12	-06 10 09.4	0.43 <sup>+0.19</sup> <sub>-0.13</sub>	2.3 <sup>+5.3</sup> <sub>-1.2</sub>	0.40 <sup>+0.09</sup> <sub>-0.09</sub>	2.9 <sup>+1.9</sup> <sub>-0.5</sub>	0.59 <sup>+0.9</sup> <sub>-0.16</sub>	4.7 <sup>+9.2</sup> <sub>-2.2</sub>	0.37 <sup>+0.17</sup> <sub>-0.12</sub>	1.7 <sup>+6.3</sup> <sub>-0.8</sub>	0.44 <sup>+0.11</sup> <sub>-0.11</sub>	3.1 <sup>+7.4</sup> <sub>-0.9</sub>
69	05 36 06.65	-06 14 25.9	1.28 <sup>+0.06</sup> <sub>-0.13</sub>	3.2 <sup>+1.0</sup> <sub>-0.8</sub>	1.40 <sup>+0.06</sup> <sub>-0.06</sub>	5.9 <sup>+1.5</sup> <sub>-1.3</sub>	...	...	0.85 <sup>+0.17</sup> <sub>-0.11</sub>	1.4 <sup>+0.8</sup> <sub>-0.4</sub>	1.31 <sup>+0.05</sup> <sub>-0.12</sub>	3.6 <sup>+1.0</sup> <sub>-0.8</sub>
70	05 35 57.74	-06 11 24.7	0.46 <sup>+0.06</sup> <sub>-0.05</sub>	2.5 <sup>+0.8</sup> <sub>-0.6</sub>	0.42 <sup>+0.04</sup> <sub>-0.03</sub>	3.1 <sup>+0.7</sup> <sub>-0.4</sub>	0.64 <sup>+0.07</sup> <sub>-0.08</sub>	5.2 <sup>+1.6</sup> <sub>-1.2</sub>	0.40 <sup>+0.05</sup> <sub>-0.05</sub>	1.9 <sup>+0.5</sup> <sub>-0.4</sub>	0.47 <sup>+0.05</sup> <sub>-0.04</sub>	3.2 <sup>+0.6</sup> <sub>-0.4</sub>
71	05 36 04.60	-06 11 27.1	0.45 <sup>+0.03</sup> <sub>-0.03</sub>	0.1 <sup>+0.0</sup> <sub>-0.0</sub>	0.57 <sup>+0.04</sup> <sub>-0.03</sub>	0.6 <sup>+0.1</sup> <sub>-0.0</sub>	...	...	0.31 <sup>+0.02</sup> <sub>-0.02</sub>	0.1 <sup>+0.0</sup> <sub>-0.0</sub>	0.49 <sup>+0.03</sup> <sub>-0.02</sub>	0.4 <sup>+0.2</sup> <sub>-0.2</sub>
72	05 36 00.21	-06 03 29.4	2.15 <sup>+0.03</sup> <sub>-0.10</sub>	2.2 <sup>+0.8</sup> <sub>-0.6</sub>	1.95 <sup>+0.12</sup> <sub>-0.12</sub>	4.8 <sup>+1.3</sup> <sub>-1.1</sub>	...	...	2.09 <sup>+0.03</sup> <sub>-0.12</sub>	2.0 <sup>+0.9</sup> <sub>-0.6</sub>	2.12 <sup>+0.07</sup> <sub>-0.11</sub>	2.9 <sup>+0.7</sup> <sub>-0.7</sub>
73	05 36 00.27	-06 23 47.2	0.43 <sup>+0.07</sup> <sub>-0.06</sub>	4.5 <sup>+1.3</sup> <sub>-1.3</sub>	0.36 <sup>+0.04</sup> <sub>-0.04</sub>	4.6 <sup>+1.0</sup> <sub>-0.8</sub>	0.50 <sup>+0.07</sup> <sub>-0.07</sub>	6.7 <sup>+2.5</sup> <sub>-1.9</sub>	0.35 <sup>+0.07</sup> <sub>-0.05</sub>	3.0 <sup>+1.2</sup> <sub>-0.8</sub>	0.43 <sup>+0.05</sup> <sub>-0.05</sub>	5.0 <sup>+1.3</sup> <sub>-1.0</sub>
74	05 36 24.99	-06 17 32.5	3.21 <sup>+0.11</sup> <sub>-0.60</sub>	0.6 <sup>+0.6</sup> <sub>-0.3</sub>	2.93 <sup>+0.26</sup> <sub>-0.28</sub>	1.7 <sup>+0.8</sup> <sub>-0.7</sub>	...	...	...	...	3.21 <sup>+0.12</sup> <sub>-0.44</sub>	1.0 <sup>+0.7</sup> <sub>-0.4</sub>
75	05 36 04.20	-06 20 44.0	1.81 <sup>+0.13</sup> <sub>-0.12</sub>	9.0 <sup>+3.4</sup> <sub>-2.1</sub>	1.85 <sup>+0.12</sup> <sub>-0.11</sub>	9.3 <sup>+4.0</sup> <sub>-1.9</sub>	...	...	1.70 <sup>+0.23</sup> <sub>-0.25</sub>	8.8 <sup>+3.8</sup> <sub>-2.9</sub>	1.77 <sup>+0.19</sup> <sub>-0.07</sub>	8.6 <sup>+3.2</sup> <sub>-1.8</sub>
76	05 36 31.56	-06 08 27.4	0.82 <sup>+0.19</sup> <sub>-0.10</sub>	0.2 <sup>+0.1</sup> <sub>-0.0</sub>	1.15 <sup>+0.28</sup> <sub>-0.14</sub>	0.6 <sup>+0.3</sup> <sub>-0.1</sub>	...	...	0.50 <sup>+0.14</sup> <sub>-0.05</sub>	0.1 <sup>+0.1</sup> <sub>-0.0</sub>	0.92 <sup>+0.21</sup> <sub>-0.11</sub>	0.6 <sup>+0.1</sup> <sub>-0.1</sub>
77	05 36 05.16	-06 25 25.2	0.71 <sup>+0.27</sup> <sub>-0.25</sub>	1.6 <sup>+4.5</sup> <sub>-1.0</sub>	0.77 <sup>+0.26</sup> <sub>-0.27</sub>	2.7 <sup>+6.0</sup> <sub>-1.3</sub>	1.15 <sup>+0.11</sup> <sub>-0.22</sub>	4.9 <sup>+8.0</sup> <sub>-2.3</sub>	0.50 <sup>+0.22</sup> <sub>-0.17</sub>	0.9 <sup>+2.3</sup> <sub>-0.4</sub>	0.73 <sup>+0.25</sup> <sub>-0.22</sub>	2.2 <sup>+4.8</sup> <sub>-0.8</sub>
78	05 36 18.00	-06 10 02.7	0.49 <sup>+0.05</sup> <sub>-0.05</sub>	9.4 <sup>+2.0</sup> <sub>-2.0</sub>	0.37 <sup>+0.02</sup> <sub>-0.02</sub>	7.4 <sup>+0.9</sup> <sub>-0.9</sub>	0.53 <sup>+0.05</sup> <sub>-0.05</sub>	11.9 <sup>+3.0</sup> <sub>-2.4</sub>	0.38 <sup>+0.04</sup> <sub>-0.04</sub>	5.8 <sup>+1.2</sup> <sub>-1.2</sub>	0.46 <sup>+0.04</sup> <sub>-0.04</sub>	8.8 <sup>+1.4</sup> <sub>-1.4</sub>
79	05 36 26.12	-06 08 03.6	0.86 <sup>+0.28</sup> <sub>-0.14</sub>	0.5 <sup>+0.6</sup> <sub>-0.2</sub>	1.16 <sup>+0.31</sup> <sub>-0.19</sub>	1.2 <sup>+2.3</sup> <sub>-0.5</sub>	...	...	0.54 <sup>+0.23</sup> <sub>-0.07</sub>	0.3 <sup>+0.3</sup> <sub>-0.1</sub>	0.93 <sup>+0.30</sup> <sub>-0.15</sub>	1.0 <sup>+0.5</sup> <sub>-0.1</sub>
80	05 36 24.73	-06 05 13.1	0.57 <sup>+0.08</sup> <sub>-0.08</sub>	7.0 <sup>+3.3</sup> <sub>-1.9</sub>	0.46 <sup>+0.06</sup> <sub>-0.05</sub>	6.3 <sup>+1.3</sup> <sub>-1.3</sub>	0.67 <sup>+0.06</sup> <sub>-0.08</sub>	11.4 <sup>+4.5</sup> <sub>-3.0</sub>	0.50 <sup>+0.08</sup> <sub>-0.08</sub>	5.1 <sup>+2.4</sup> <sub>-1.5</sub>	0.55 <sup>+0.07</sup> <sub>-0.06</sub>	6.5 <sup>+2.7</sup> <sub>-1.5</sub>
81	05 36 18.33	-06 13 59.6	1.42 <sup>+0.08</sup> <sub>-0.23</sub>	4.0 <sup>+4.7</sup> <sub>-1.9</sub>	1.44 <sup>+0.08</sup> <sub>-0.18</sub>	7.3 <sup>+6.8</sup> <sub>-3.1</sub>	1.40 <sup>+0.00</sup> <sub>-0.17</sub>	11.2 <sup>+8.7</sup> <sub>-4.7</sub>	1.21 <sup>+0.17</sup> <sub>-0.38</sub>	2.5 <sup>+4.5</sup> <sub>-1.4</sub>	1.44 <sup>+0.08</sup> <sub>-0.22</sub>	4.5 <sup>+5.1</sup> <sub>-1.9</sub>
82	05 36 47.51	-06 08 20.2	0.43 <sup>+0.04</sup> <sub>-0.04</sub>	2.3 <sup>+0.7</sup> <sub>-0.5</sub>	0.39 <sup>+0.03</sup> <sub>-0.02</sub>	2.9 <sup>+0.5</sup> <sub>-0.3</sub>	0.57 <sup>+0.06</sup> <sub>-0.06</sub>	4.6 <sup>+1.2</sup> <sub>-1.0</sub>	0.36 <sup>+0.04</sup> <sub>-0.04</sub>	1.7 <sup>+0.5</sup> <sub>-0.3</sub>	0.44 <sup>+0.03</sup> <sub>-0.03</sub>	3.1 <sup>+0.5</sup> <sub>-0.4</sub>
83	05 36 59.95	-06 11 45.0	0.41 <sup>+0.05</sup> <sub>-0.04</sub>	2.8 <sup>+1.5</sup> <sub>-0.7</sub>	0.37 <sup>+0.02</sup> <sub>-0.02</sub>	3.5 <sup>+1.0</sup> <sub>-0.5</sub>	0.51 <sup>+0.06</sup> <sub>-0.06</sub>	4.8 <sup>+1.0</sup> <sub>-1.2</sub>	0.33 <sup>+0.05</sup> <sub>-0.04</sub>	2.0 <sup>+1.0</sup> <sub>-0.4</sub>	0.41 <sup>+0.04</sup> <sub>-0.04</sub>	3.6 <sup>+0.6</sup> <sub>-0.6</sub>
84	05 36 36.55	-06 14 25.2	0.45 <sup>+0.03</sup> <sub>-0.03</sub>	3.8 <sup>+0.7</sup> <sub>-0.5</sub>	0.38 <sup>+0.02</sup> <sub>-0.02</sub>	4.1 <sup>+0.4</sup> <sub>-0.3</sub>	0.54 <sup>+0.03</sup> <sub>-0.04</sub>	6.3 <sup>+1.0</sup> <sub>-0.9</sub>	0.37 <sup>+0.03</sup> <sub>-0.03</sub>	2.7 <sup>+0.5</sup> <sub>-0.3</sub>	0.44 <sup>+0.02</sup> <sub>-0.02</sub>	4.4 <sup>+0.5</sup> <sub>-0.4</sub>
85	05 36 13.48	-06 27 31.0	1.11 <sup>+0.07</sup> <sub>-0.05</sub>	20.1 <sup>+4.4</sup> <sub>-4.5</sub>	1.09 <sup>+0.08</sup> <sub>-0.02</sub>	27.9 <sup>+9.3</sup> <sub>-5.1</sub>	1.10 <sup>+0.03</sup> <sub>-0.03</sub>	33.6 <sup>+2.4</sup> <sub>-3.5</sub>	1.10 <sup>+0.09</sup> <sub>-0.04</sub>	18.5 <sup>+3.9</sup> <sub>-4.8</sub>	1.08 <sup>+0.07</sup> <sub>-0.03</sub>	21.9 <sup>+4.4</sup> <sub>-4.7</sub>
86	05 36 40.40	-06 13 33.3	0.51 <sup>+0.02</sup> <sub>-0.02</sub>	1.4 <sup>+0.2</sup> <sub>-0.1</sub>	0.51 <sup>+0.02</sup> <sub>-0.02</sub>	2.1 <sup>+0.2</sup> <sub>-0.1</sub>	0.84 <sup>+0.04</sup> <sub>-0.04</sub>	4.2 <sup>+0.4</sup> <sub>-0.5</sub>	0.41 <sup>+0.02</sup> <sub>-0.02</sub>	1.0 <sup>+0.1</sup> <sub>-0.1</sub>	0.52 <sup>+0.02</sup> <sub>-0.02</sub>	2.1 <sup>+0.1</sup> <sub>-0.1</sub>
87	05 36 33.80	-06 19 26.7	0.40 <sup>+0.07</sup> <sub>-0.06</sub>	5.8 <sup>+3.1</sup> <sub>-1.7</sub>	0.33 <sup>+0.04</sup> <sub>-0.03</sub>	5.6 <sup>+1.6</sup> <sub>-0.9</sub>	0.44 <sup>+0.07</sup> <sub>-0.07</sub>	7.6 <sup>+3.8</sup> <sub>-3.0</sub>	0.31 <sup>+0.07</sup> <sub>-0.04</sub>	3.7 <sup>+2.0</sup> <sub>-0.9</sub>	0.39 <sup>+0.06</sup> <sub>-0.05</sub>	6.2 <sup>+2.4</sup> <sub>-1.4</sub>
88	05 36 13.15	-06 25 41.0	0.45 <sup>+0.03</sup> <sub>-0.03</sub>	4.9 <sup>+0.8</sup> <sub>-0.7</sub>	0.38 <sup>+0.01</sup> <sub>-0.01</sub>	4.8 <sup>+0.3</sup> <sub>-0.3</sub>	0.53 <sup>+0.02</sup> <sub>-0.03</sub>	7.4 <sup>+1.2</sup> <sub>-1.0</sub>	0.37 <sup>+0.03</sup> <sub>-0.03</sub>	3.3 <sup>+0.4</sup> <sub>-0.4</sub>	0.45 <sup>+0.02</sup> <sub>-0.02</sub>	5.3 <sup>+0.6</sup> <sub>-0.5</sub>
89	05 36 32.38	-06 19 19.9	1.95 <sup>+0.07</sup> <sub>-0.16</sub>	3.3 <sup>+1.6</sup> <sub>-1.2</sub>	1.73 <sup>+0.17</sup> <sub>-0.14</sub>	6.8 <sup>+2.4</sup> <sub>-2.1</sub>	...	...	1.94 <sup>+0.06</sup> <sub>-0.21</sub>	3.3 <sup>+1.9</sup> <sub>-1.4</sub>	1.90 <sup>+0.11</sup> <sub>-0.17</sub>	4.3 <sup>+1.9</sup> <sub>-1.4</sub>
90	05 36 27.72	-06 23 12.2	0.22 <sup>+0.05</sup> <sub>-0.03</sub>	0.1 <sup>+0.1</sup> <sub>-0.1</sub>	0.27 <sup>+0.05</sup> <sub>-0.04</sub>	0.3 <sup>+0.7</sup> <sub>-0.1</sub>	...	...	0.17 <sup>+0.04</sup> <sub>-0.03</sub>	0.1 <sup>+0.1</sup> <sub>-0.0</sub>	...	...
91	05 36 55.22	-06 20 25.7	0.38 <sup>+0.04</sup> <sub>-0.03</sub>	1.9 <sup>+0.6</sup> <sub>-0.3</sub>	0.36 <sup>+0.02</sup> <sub>-0.02</sub>	2.7 <sup>+0.4</sup> <sub>-0.2</sub>	0.50 <sup>+0.06</sup> <sub>-0.05</sub>	3.6 <sup>+1.1</sup> <sub>-0.7</sub>	0.31 <sup>+0.04</sup> <sub>-0.03</sub>	1.4 <sup>+0.3</sup> <sub>-0.2</sub>	0.40 <sup>+0.03</sup> <sub>-0.03</sub>	2.8 <sup>+0.4</sup> <sub>-0.2</sub>
92	05 36 54.28	-06 19 45.4	0.42 <sup>+0.03</sup> <sub>-0.03</sub>	2.3 <sup>+0.5</sup> <sub>-0.5</sub>	0.39 <sup>+0.02</sup> <sub>-0.02</sub>	3.0 <sup>+0.3</sup> <sub>-0.4</sub>	0.56 <sup>+0.05</sup> <sub>-0.04</sub>	4.5 <sup>+0.9</sup> <sub>-0.9</sub>	0.36 <sup>+0.03</sup> <sub>-0.03</sub>	1.7 <sup>+0.3</sup> <sub>-0.3</sub>	0.43 <sup>+0.02</sup> <sub>-0.02</sub>	3.1 <sup>+0.3</sup> <sub>-0.4</sub>
93	05 36 21.83	-06 26 01.9	0.48 <sup>+0.03</sup> <sub>-0.11</sub>	0.4 <sup>+0.2</sup> <sub>-0.2</sub>	0.56 <sup>+0.02</sup> <sub>-0.12</sub>	1.0 <sup>+0.2</sup> <sub>-0.2</sub>	1.02 <sup>+0.16</sup> <sub>-0.16</sub>	1.7 <sup>+0.4</sup> <sub>-0.4</sub>	0.35 <sup>+0.08</sup> <sub>-0.08</sub>	0.4 <sup>+0.3</sup> <sub>-0.3</sub>	0.50 <sup>+0.08</sup> <sub>-0.08</sub>	1.1 <sup>+0.4</sup> <sub>-0.4</sub>
94	05 37 03.96	-06 16 40.3	0.49 <sup>+0.03</sup> <sub>-0.03</sub>	5.3 <sup>+1.6</sup> <sub>-1.2</sub>	0.40 <sup>+0.02</sup> <sub>-0.02</sub>	4.9 <sup>+1.0</sup> <sub>-0.7</sub>	0.58 <sup>+0.04</sup> <sub>-0.03</sub>	8.2 <sup>+2.0</sup> <sub>-1.5</sub>	0.41 <sup>+0.04</sup> <sub>-0.03</sub>	3.6 <sup>+1.1</sup> <sub>-0.7</sub>	0.48 <sup>+0.03</sup> <sub>-0.02</sub>	5.5 <sup>+1.3</sup> <sub>-0.9</sub>
95	05 36 22.39	-06 27 00.4	3.65 <sup>+0.27</sup> <sub>-0.21</sub>	0.9 <sup>+0.2</sup> <sub>-0.2</sub>	3.62 <sup>+0.18</sup> <sub>-0.24</sub>	1.1 <sup>+0.3</sup> <sub>-0.1</sub>	...	...	...	...	3.58 <sup>+0.30</sup> <sub>-0.17</sub>	1.1 <sup>+0.2</sup> <sub>-0.3</sub>
96	05 36 26.69	-06 26 28.7	0.39 <sup>+0.03</sup> <sub>-0.03</sub>	0.1 <sup>+0.0</sup> <sub>-0.0</sub>	0.50 <sup>+0.03</sup> <sub>-0.03</sub>	0.6 <sup>+0.0</sup> <sub>-0.1</sub>	...	...	0.28 <sup>+0.02</sup> <sub>-0.02</sub>	0.1 <sup>+0.0</sup> <sub>-0.0</sub>	...	...
97	05 36 32.19	-06 27 41.5	0.35 <sup>+0.04</sup> <sub>-0.04</sub>	8.3 <sup>+2.6</sup> <sub>-1.5</sub>	0.28 <sup>+0.02</sup> <sub>-0.02</sub>	7.7 <sup>+1.2</sup> <sub>-0.9</sub>	0.37 <sup>+0.04</sup> <sub>-0.04</sub>	9.6 <sup>+2.9</sup> <sub>-2.7</sub>	0.28 <sup>+0.03</sup> <sub>-0.02</sub>	5.3 <sup>+1.4</sup> <sub>-0.9</sub>	0.33 <sup>+0.04</sup> <sub>-0.03</sub>	8.3 <sup>+1.9</sup> <sub>-1.2</sub>
98	05 36 06.58	-06 31 42.8	0.30 <sup>+0.03</sup> <sub>-0.02</sub>	2.2 <sup>+0.4</sup> <sub>-0.4</sub>	0.29 <sup>+0.02</sup> <sub>-0.02</sub>	3.5 <sup>+0.2</sup> <sub>-0.2</sub>	0.33 <sup>+0.03</sup> <sub>-0.03</sub>	3.0 <sup>+0.5</sup> <sub>-0.5</sub>	0.23 <sup>+0.02</sup> <sub>-0.02</sub>	1.7 <sup>+0.2</sup> <sub>-0.2</sub>	0.30 <sup>+0.03</sup> <sub>-0.03</sub>	3.4 <sup>+0.2</sup> <sub>-0.2</sub>
99	05 36 37.52	-06 27 17.3	0.46 <sup>+0.09</sup> <sub>-0.08</sub>	9.6 <sup>+9.7</sup> <sub>-3.5</sub>	0.34 <sup>+0.06</sup> <sub>-0.04</sub>	7.7 <sup>+1.9</sup> <sub>-1.9</sub>	0.49 <sup>+0.09</sup> <sub>-0.09</sub>	11.7 <sup>+10.2</sup> <sub>-4.1</sub>	0.35 <sup>+0.06</sup> <sub>-0.06</sub>	5.8 <sup>+6.5</sup> <sub>-1.9</sub>	0.43 <sup>+0.08</sup> <sub>-0.07</sub>	9.1 <sup>+8.0</sup> <sub>-2.6</sub>
100	05 36 45.21	-06 28 09.6	0.26 <sup>+0.02</sup> <sub>-0.02</sub>	0.3 <sup>+0.1</sup> <sub>-0.0</sub>	0.30 <sup>+0.02</sup> <sub>-0.01</sub>	1.3 <sup>+0.1</sup> <sub>-0.1</sub>	...	...	0.20 <sup>+0.01</sup> <sub>-0.01</sub>	0.2 <sup>+0.2</sup> <sub>-0.0</sub>	0.28 <sup>+0.02</sup> <sub>-0.01</sub>	0.9 <sup>+0.3</sup> <sub>-0.5</sub>
101	05 37 11.90	-06 29 16.7	0.28 <sup>+0.02</sup> <sub>-0.02</sub>	1.0 <sup>+0.2</sup> <sub>-0.2</sub>	0.29 <sup>+0.02</sup> <sub>-0.02</sub>	2.3 <sup>+0.2</sup> <sub>-0.1</sub>	0.34 <sup>+0.03</sup> <sub>-0.02</sub>	1.8 <sup>+0.3</sup> <sub>-0.3</sub>	0.21 <sup>+0.02</sup> <sub>-0.02</sub>	1.0 <sup>+0.1</sup> <sub>-0.1</sub>	0.27 <sup>+0.03</sup> <sub>-0.01</sub>	2.4 <sup>+0.1</sup> <sub>-0.1</sub>
102	05 36 06.65	-06 32 17.1	0.84 <sup>+0.14</sup> <sub>-0.08</sub>	0.6 <sup>+0.3</sup> <sub>-0.1</sub>	1.09 <sup>+0.18</sup> <sub>-0.11</sub>	1.5 <sup>+0.6</sup> <sub>-0.3</sub>	...	...	0			

TABLE 5 – continued

ID	RA (J2000)	DEC J2000	D08		S00		B98		DM97		Pisa11	
			mass ( $M_{\odot}$ )	age (Myr)	mass ( $M_{\odot}$ )	age (Myr)	mass ( $M_{\odot}$ )	age (Myr)	mass ( $M_{\odot}$ )	age (Myr)	mass ( $M_{\odot}$ )	age (Myr)
119	05 36 53.25	-06 35 00.1	0.29 <sup>+0.03</sup> <sub>-0.02</sub>	2.3 <sup>+0.6</sup> <sub>-0.4</sub>	0.28 <sup>+0.02</sup> <sub>-0.02</sub>	3.6 <sup>+0.3</sup> <sub>-0.2</sub>	0.32 <sup>+0.03</sup> <sub>-0.03</sub>	3.1 <sup>+0.8</sup> <sub>-0.5</sub>	0.23 <sup>+0.02</sup> <sub>-0.02</sub>	1.8 <sup>+0.3</sup> <sub>-0.2</sub>	0.30 <sup>+0.03</sup> <sub>-0.03</sub>	3.5 <sup>+0.4</sup> <sub>-0.1</sub>
120	05 37 51.37	-06 39 51.3	1.58 <sup>+0.06</sup> <sub>-0.16</sub>	2.5 <sup>+1.2</sup> <sub>-0.8</sub>	1.66 <sup>+0.05</sup> <sub>-0.09</sub>	5.1 <sup>+2.0</sup> <sub>-1.3</sub>	...	...	1.38 <sup>+0.15</sup> <sub>-0.28</sub>	1.8 <sup>+1.1</sup> <sub>-0.7</sub>	1.64 <sup>+0.05</sup> <sub>-0.13</sub>	3.1 <sup>+1.3</sup> <sub>-0.8</sub>
121	05 36 51.88	-06 35 25.1	0.35 <sup>+0.05</sup> <sub>-0.04</sub>	3.3 <sup>+1.4</sup> <sub>-0.8</sub>	0.32 <sup>+0.03</sup> <sub>-0.03</sub>	4.2 <sup>+0.7</sup> <sub>-0.4</sub>	0.39 <sup>+0.07</sup> <sub>-0.05</sub>	4.6 <sup>+2.0</sup> <sub>-1.1</sub>	0.27 <sup>+0.05</sup> <sub>-0.03</sub>	2.3 <sup>+0.8</sup> <sub>-0.4</sub>	0.36 <sup>+0.05</sup> <sub>-0.04</sub>	4.2 <sup>+1.0</sup> <sub>-0.5</sub>
122	05 37 10.81	-06 45 40.7	0.39 <sup>+0.04</sup> <sub>-0.03</sub>	0.8 <sup>+0.1</sup> <sub>-0.1</sub>	0.41 <sup>+0.02</sup> <sub>-0.02</sub>	1.5 <sup>+0.1</sup> <sub>-0.1</sub>	0.65 <sup>+0.05</sup> <sub>-0.05</sub>	2.2 <sup>+0.5</sup> <sub>-0.4</sub>	0.32 <sup>+0.03</sup> <sub>-0.03</sub>	0.7 <sup>+0.1</sup> <sub>-0.1</sub>	0.41 <sup>+0.03</sup> <sub>-0.03</sub>	1.7 <sup>+0.1</sup> <sub>-0.1</sub>
123	05 37 34.06	-06 44 02.1	0.20 <sup>+0.01</sup> <sub>-0.01</sub>	1.1 <sup>+0.1</sup> <sub>-0.1</sub>	0.21 <sup>+0.01</sup> <sub>-0.01</sub>	2.9 <sup>+0.1</sup> <sub>-0.1</sub>	0.22 <sup>+0.01</sup> <sub>-0.02</sub>	1.6 <sup>+0.2</sup> <sub>-0.2</sub>	0.17 <sup>+0.01</sup> <sub>-0.01</sub>	1.3 <sup>+0.0</sup> <sub>-0.0</sub>	0.23 <sup>+0.01</sup> <sub>-0.02</sub>	3.5 <sup>+0.2</sup> <sub>-0.2</sub>
124	05 37 38.98	-06 45 15.3	0.24 <sup>+0.01</sup> <sub>-0.01</sub>	0.2 <sup>+0.0</sup> <sub>-0.0</sub>	0.29 <sup>+0.01</sup> <sub>-0.01</sub>	1.2 <sup>+0.0</sup> <sub>-0.2</sub>	...	...	0.19 <sup>+0.01</sup> <sub>-0.01</sub>	0.1 <sup>+0.0</sup> <sub>-0.0</sub>	...	...
125	05 36 29.90	-06 38 22.2	0.45 <sup>+0.05</sup> <sub>-0.04</sub>	1.3 <sup>+0.4</sup> <sub>-0.3</sub>	0.44 <sup>+0.04</sup> <sub>-0.03</sub>	2.1 <sup>+0.4</sup> <sub>-0.2</sub>	0.70 <sup>+0.07</sup> <sub>-0.07</sub>	3.5 <sup>+1.0</sup> <sub>-0.7</sub>	0.37 <sup>+0.03</sup> <sub>-0.03</sub>	1.0 <sup>+0.2</sup> <sub>-0.1</sub>	0.46 <sup>+0.04</sup> <sub>-0.03</sub>	2.1 <sup>+0.3</sup> <sub>-0.2</sub>
126	05 37 32.09	-06 47 05.5	0.36 <sup>+0.04</sup> <sub>-0.04</sub>	2.4 <sup>+0.9</sup> <sub>-0.6</sub>	0.33 <sup>+0.02</sup> <sub>-0.02</sub>	3.3 <sup>+0.6</sup> <sub>-0.5</sub>	0.43 <sup>+0.06</sup> <sub>-0.05</sub>	3.8 <sup>+1.4</sup> <sub>-0.9</sub>	0.28 <sup>+0.04</sup> <sub>-0.03</sub>	1.8 <sup>+0.6</sup> <sub>-0.2</sub>	0.37 <sup>+0.04</sup> <sub>-0.04</sub>	3.3 <sup>+0.7</sup> <sub>-0.5</sub>
127	05 37 22.85	-06 44 46.3	0.43 <sup>+0.03</sup> <sub>-0.03</sub>	1.5 <sup>+0.2</sup> <sub>-0.2</sub>	0.42 <sup>+0.02</sup> <sub>-0.02</sub>	2.2 <sup>+0.2</sup> <sub>-0.2</sub>	0.64 <sup>+0.05</sup> <sub>-0.05</sub>	3.5 <sup>+0.6</sup> <sub>-0.6</sub>	0.37 <sup>+0.03</sup> <sub>-0.03</sub>	1.1 <sup>+0.1</sup> <sub>-0.1</sub>	0.44 <sup>+0.02</sup> <sub>-0.02</sub>	2.3 <sup>+0.2</sup> <sub>-0.2</sub>
128	05 36 31.51	-06 41 13.4	0.42 <sup>+0.04</sup> <sub>-0.03</sub>	1.8 <sup>+0.7</sup> <sub>-0.4</sub>	0.39 <sup>+0.02</sup> <sub>-0.02</sub>	2.5 <sup>+0.3</sup> <sub>-0.3</sub>	0.58 <sup>+0.05</sup> <sub>-0.05</sub>	3.8 <sup>+1.2</sup> <sub>-0.8</sub>	0.36 <sup>+0.03</sup> <sub>-0.03</sub>	1.4 <sup>+0.4</sup> <sub>-0.3</sub>	0.43 <sup>+0.03</sup> <sub>-0.03</sub>	2.7 <sup>+0.5</sup> <sub>-0.3</sub>
129	05 36 44.76	-06 44 28.3	0.24 <sup>+0.04</sup> <sub>-0.03</sub>	3.2 <sup>+1.4</sup> <sub>-0.8</sub>	0.22 <sup>+0.03</sup> <sub>-0.02</sub>	4.8 <sup>+0.9</sup> <sub>-0.4</sub>	0.25 <sup>+0.04</sup> <sub>-0.03</sub>	3.8 <sup>+1.6</sup> <sub>-0.9</sub>	0.21 <sup>+0.03</sup> <sub>-0.02</sub>	2.7 <sup>+0.7</sup> <sub>-0.4</sub>	0.23 <sup>+0.04</sup> <sub>-0.02</sub>	4.5 <sup>+0.9</sup> <sub>-0.2</sub>
130	05 36 52.69	-06 43 08.2	0.46 <sup>+0.10</sup> <sub>-0.07</sub>	0.5 <sup>+0.8</sup> <sub>-0.2</sub>	0.52 <sup>+0.10</sup> <sub>-0.06</sub>	1.1 <sup>+0.9</sup> <sub>-0.2</sub>	0.94 <sup>+0.12</sup> <sub>-0.11</sub>	1.9 <sup>+1.8</sup> <sub>-0.5</sub>	0.34 <sup>+0.07</sup> <sub>-0.05</sub>	0.4 <sup>+0.4</sup> <sub>-0.2</sub>	0.48 <sup>+0.10</sup> <sub>-0.06</sub>	1.2 <sup>+0.7</sup> <sub>-0.3</sub>
131	05 36 32.42	-06 40 42.8	0.18 <sup>+0.01</sup> <sub>-0.01</sub>	0.6 <sup>+0.1</sup> <sub>-0.1</sub>	0.20 <sup>+0.01</sup> <sub>-0.01</sub>	2.5 <sup>+0.1</sup> <sub>-0.1</sub>	...	...	0.16 <sup>+0.01</sup> <sub>-0.00</sub>	1.1 <sup>+0.1</sup> <sub>-0.1</sub>	...	...
132	05 37 10.68	-06 47 11.9	0.20 <sup>+0.01</sup> <sub>-0.01</sub>	1.8 <sup>+0.2</sup> <sub>-0.2</sub>	0.19 <sup>+0.01</sup> <sub>-0.01</sub>	3.9 <sup>+0.1</sup> <sub>-0.1</sub>	0.21 <sup>+0.01</sup> <sub>-0.01</sub>	2.3 <sup>+0.2</sup> <sub>-0.2</sub>	0.18 <sup>+0.01</sup> <sub>-0.01</sub>	1.9 <sup>+0.1</sup> <sub>-0.1</sub>	...	...
133	05 36 32.81	-06 39 54.7	0.69 <sup>+0.07</sup> <sub>-0.06</sub>	3.9 <sup>+1.4</sup> <sub>-0.9</sub>	0.65 <sup>+0.07</sup> <sub>-0.06</sub>	5.1 <sup>+1.6</sup> <sub>-1.1</sub>	0.95 <sup>+0.03</sup> <sub>-0.04</sub>	9.5 <sup>+2.0</sup> <sub>-1.8</sub>	0.55 <sup>+0.05</sup> <sub>-0.04</sub>	2.3 <sup>+0.7</sup> <sub>-0.5</sub>	0.68 <sup>+0.06</sup> <sub>-0.05</sub>	4.3 <sup>+1.1</sup> <sub>-0.8</sub>
134	05 36 40.95	-06 41 17.6	0.18 <sup>+0.01</sup> <sub>-0.01</sub>	0.5 <sup>+0.1</sup> <sub>-0.1</sub>	0.20 <sup>+0.01</sup> <sub>-0.01</sub>	2.3 <sup>+0.1</sup> <sub>-0.4</sub>	...	...	0.15 <sup>+0.01</sup> <sub>-0.01</sub>	0.5 <sup>+0.3</sup> <sub>-0.1</sub>	...	...
135	05 37 05.90	-06 47 14.6	0.26 <sup>+0.01</sup> <sub>-0.01</sub>	0.4 <sup>+0.1</sup> <sub>-0.0</sub>	0.30 <sup>+0.01</sup> <sub>-0.01</sub>	1.5 <sup>+0.0</sup> <sub>-0.0</sub>	0.40 <sup>+0.03</sup> <sub>-0.01</sub>	1.0 <sup>+0.1</sup> <sub>-0.0</sub>	0.20 <sup>+0.01</sup> <sub>-0.01</sub>	0.3 <sup>+0.2</sup> <sub>-0.1</sub>	0.28 <sup>+0.02</sup> <sub>-0.01</sub>	1.5 <sup>+0.2</sup> <sub>-0.4</sub>
136	05 36 25.13	-06 44 41.7	1.04 <sup>+0.14</sup> <sub>-0.12</sub>	0.1 <sup>+0.0</sup> <sub>-0.2</sub>	1.58 <sup>+0.20</sup> <sub>-0.20</sub>	0.4 <sup>+0.1</sup> <sub>-0.1</sub>	...	...	0.60 <sup>+0.18</sup> <sub>-0.07</sub>	0.0 <sup>+0.1</sup> <sub>-0.0</sub>	1.19 <sup>+0.17</sup> <sub>-0.11</sub>	0.5 <sup>+0.0</sup> <sub>-0.1</sub>
137	05 36 40.70	-06 52 04.5	0.46 <sup>+0.03</sup> <sub>-0.03</sub>	1.2 <sup>+0.2</sup> <sub>-0.2</sub>	0.46 <sup>+0.03</sup> <sub>-0.03</sub>	1.9 <sup>+0.2</sup> <sub>-0.2</sub>	0.76 <sup>+0.06</sup> <sub>-0.06</sub>	3.3 <sup>+0.7</sup> <sub>-0.6</sub>	0.38 <sup>+0.02</sup> <sub>-0.02</sub>	0.9 <sup>+0.1</sup> <sub>-0.1</sub>	0.47 <sup>+0.03</sup> <sub>-0.03</sub>	1.9 <sup>+0.2</sup> <sub>-0.1</sub>
138	05 36 28.11	-06 44 32.5	0.35 <sup>+0.02</sup> <sub>-0.02</sub>	1.5 <sup>+0.3</sup> <sub>-0.3</sub>	0.34 <sup>+0.02</sup> <sub>-0.01</sub>	2.5 <sup>+0.2</sup> <sub>-0.2</sub>	0.45 <sup>+0.04</sup> <sub>-0.03</sub>	2.9 <sup>+0.6</sup> <sub>-0.4</sub>	0.28 <sup>+0.02</sup> <sub>-0.02</sub>	1.3 <sup>+0.2</sup> <sub>-0.1</sub>	0.37 <sup>+0.02</sup> <sub>-0.02</sub>	2.6 <sup>+0.2</sup> <sub>-0.2</sub>
139	05 36 21.41	-06 45 36.6	1.84 <sup>+0.63</sup> <sub>-0.48</sub>	0.2 <sup>+0.3</sup> <sub>-0.1</sub>	2.86 <sup>+0.63</sup> <sub>-0.63</sub>	0.7 <sup>+0.7</sup> <sub>-0.3</sub>	...	...	1.63 <sup>+0.67</sup> <sub>-0.62</sub>	0.2 <sup>+0.3</sup> <sub>-0.1</sub>	2.24 <sup>+0.52</sup> <sub>-0.56</sub>	0.4 <sup>+0.4</sup> <sub>-0.1</sub>
140	05 36 04.34	-06 34 38.8	0.29 <sup>+0.02</sup> <sub>-0.02</sub>	2.7 <sup>+0.5</sup> <sub>-0.4</sub>	0.27 <sup>+0.01</sup> <sub>-0.01</sub>	4.1 <sup>+0.3</sup> <sub>-0.2</sub>	0.30 <sup>+0.03</sup> <sub>-0.02</sub>	3.4 <sup>+0.7</sup> <sub>-0.4</sub>	0.23 <sup>+0.01</sup> <sub>-0.01</sub>	2.1 <sup>+0.2</sup> <sub>-0.2</sub>	0.29 <sup>+0.02</sup> <sub>-0.02</sub>	4.0 <sup>+0.3</sup> <sub>-0.2</sub>
141	05 36 25.55	-06 51 28.1	0.19 <sup>+0.01</sup> <sub>-0.01</sub>	1.0 <sup>+0.1</sup> <sub>-0.1</sub>	0.17 <sup>+0.00</sup> <sub>-0.00</sub>	3.1 <sup>+0.0</sup> <sub>-0.0</sub>	0.19 <sup>+0.01</sup> <sub>-0.01</sub>	1.5 <sup>+0.1</sup> <sub>-0.1</sub>	0.16 <sup>+0.00</sup> <sub>-0.00</sub>	1.4 <sup>+0.0</sup> <sub>-0.0</sub>	...	...
142	05 36 24.53	-06 52 34.0	0.29 <sup>+0.01</sup> <sub>-0.06</sub>	2.2 <sup>+3.2</sup> <sub>-0.8</sub>	0.28 <sup>+0.01</sup> <sub>-0.05</sub>	3.5 <sup>+1.9</sup> <sub>-0.6</sub>	0.32 <sup>+0.10</sup> <sub>-0.06</sub>	3.0 <sup>+3.7</sup> <sub>-0.9</sub>	0.23 <sup>+0.06</sup> <sub>-0.04</sub>	1.8 <sup>+1.9</sup> <sub>-0.4</sub>	0.30 <sup>+0.07</sup> <sub>-0.05</sub>	3.5 <sup>+2.4</sup> <sub>-0.3</sub>
144	05 35 48.87	-06 12 07.8	1.04 <sup>+0.29</sup> <sub>-0.30</sub>	1.3 <sup>+2.2</sup> <sub>-0.6</sub>	1.34 <sup>+0.15</sup> <sub>-0.39</sub>	2.7 <sup>+3.6</sup> <sub>-1.3</sub>	...	...	0.66 <sup>+0.39</sup> <sub>-0.17</sub>	0.6 <sup>+1.6</sup> <sub>-0.2</sub>	1.10 <sup>+0.27</sup> <sub>-0.31</sub>	1.7 <sup>+2.3</sup> <sub>-0.6</sub>
145	05 36 29.40	-06 15 44.5	0.21 <sup>+0.01</sup> <sub>-0.01</sub>	0.8 <sup>+0.1</sup> <sub>-0.1</sub>	0.23 <sup>+0.01</sup> <sub>-0.01</sub>	2.5 <sup>+0.1</sup> <sub>-0.1</sub>	0.24 <sup>+0.02</sup> <sub>-0.02</sub>	1.2 <sup>+0.2</sup> <sub>-0.1</sub>	0.17 <sup>+0.01</sup> <sub>-0.01</sub>	1.1 <sup>+0.0</sup> <sub>-0.1</sub>	0.21 <sup>+0.02</sup> <sub>-0.01</sub>	2.6 <sup>+0.1</sup> <sub>-0.1</sub>
146	05 35 51.31	-06 13 53.1	0.18 <sup>+0.01</sup> <sub>-0.01</sub>	0.7 <sup>+0.1</sup> <sub>-0.1</sub>	0.19 <sup>+0.01</sup> <sub>-0.01</sub>	2.6 <sup>+0.1</sup> <sub>-0.2</sub>	...	...	0.16 <sup>+0.01</sup> <sub>-0.01</sub>	1.1 <sup>+0.1</sup> <sub>-0.1</sub>	...	...
147	05 36 32.87	-06 12 37.4	0.36 <sup>+0.02</sup> <sub>-0.02</sub>	0.4 <sup>+0.1</sup> <sub>-0.1</sub>	0.40 <sup>+0.02</sup> <sub>-0.02</sub>	1.1 <sup>+0.1</sup> <sub>-0.0</sub>	0.67 <sup>+0.04</sup> <sub>-0.03</sub>	1.4 <sup>+0.2</sup> <sub>-0.2</sub>	0.28 <sup>+0.02</sup> <sub>-0.01</sub>	0.5 <sup>+0.0</sup> <sub>-0.1</sub>	0.38 <sup>+0.02</sup> <sub>-0.02</sub>	1.3 <sup>+0.1</sup> <sub>-0.1</sub>
148	05 35 48.59	-06 05 25.5	0.20 <sup>+0.01</sup> <sub>-0.01</sub>	0.8 <sup>+0.1</sup> <sub>-0.1</sub>	0.21 <sup>+0.01</sup> <sub>-0.01</sub>	2.6 <sup>+0.1</sup> <sub>-0.1</sub>	0.19 <sup>+0.01</sup> <sub>-0.01</sub>	1.1 <sup>+0.1</sup> <sub>-0.1</sub>	0.16 <sup>+0.01</sup> <sub>-0.01</sub>	1.1 <sup>+0.1</sup> <sub>-0.1</sub>	...	...
149	05 35 52.03	-06 10 01.6	2.92 <sup>+0.25</sup> <sub>-0.75</sub>	0.4 <sup>+0.5</sup> <sub>-0.2</sub>	3.09 <sup>+0.16</sup> <sub>-0.39</sub>	1.2 <sup>+0.5</sup> <sub>-0.3</sub>	...	...	2.82 <sup>+0.11</sup> <sub>-0.84</sub>	0.4 <sup>+0.8</sup> <sub>-0.2</sub>	3.21 <sup>+0.12</sup> <sub>-0.58</sub>	0.7 <sup>+0.7</sup> <sub>-0.3</sub>
150	05 36 38.04	-06 24 25.0	0.24 <sup>+0.02</sup> <sub>-0.02</sub>	2.2 <sup>+0.5</sup> <sub>-0.4</sub>	0.23 <sup>+0.02</sup> <sub>-0.02</sub>	3.9 <sup>+0.3</sup> <sub>-0.3</sub>	0.25 <sup>+0.02</sup> <sub>-0.02</sub>	2.8 <sup>+0.5</sup> <sub>-0.4</sub>	0.20 <sup>+0.01</sup> <sub>-0.01</sub>	1.9 <sup>+0.2</sup> <sub>-0.1</sub>	0.23 <sup>+0.02</sup> <sub>-0.02</sub>	4.0 <sup>+0.2</sup> <sub>-0.1</sub>
151	05 37 10.85	-06 30 14.9	0.16 <sup>+0.01</sup> <sub>-0.01</sub>	0.2 <sup>+0.0</sup> <sub>-0.0</sub>	0.19 <sup>+0.01</sup> <sub>-0.01</sub>	0.6 <sup>+0.7</sup> <sub>-0.1</sub>	...	...	0.13 <sup>+0.00</sup> <sub>-0.00</sub>	0.2 <sup>+0.0</sup> <sub>-0.0</sub>	...	...
152	05 37 13.88	-06 18 13.1	0.28 <sup>+0.02</sup> <sub>-0.02</sub>	1.2 <sup>+0.2</sup> <sub>-0.2</sub>	0.29 <sup>+0.01</sup> <sub>-0.01</sub>	2.5 <sup>+0.1</sup> <sub>-0.1</sub>	0.34 <sup>+0.02</sup> <sub>-0.02</sub>	2.0 <sup>+0.3</sup> <sub>-0.2</sub>	0.22 <sup>+0.01</sup> <sub>-0.01</sub>	1.2 <sup>+0.1</sup> <sub>-0.1</sub>	0.27 <sup>+0.04</sup> <sub>-0.01</sub>	2.6 <sup>+0.1</sup> <sub>-0.0</sub>
153	05 36 17.69	-06 28 36.2	0.43 <sup>+0.05</sup> <sub>-0.04</sub>	1.3 <sup>+0.3</sup> <sub>-0.3</sub>	0.42 <sup>+0.04</sup> <sub>-0.03</sub>	2.1 <sup>+0.5</sup> <sub>-0.2</sub>	0.65 <sup>+0.07</sup> <sub>-0.07</sub>	3.3 <sup>+1.3</sup> <sub>-0.8</sub>	0.36 <sup>+0.04</sup> <sub>-0.04</sub>	1.0 <sup>+0.2</sup> <sub>-0.1</sub>	0.44 <sup>+0.04</sup> <sub>-0.04</sub>	2.1 <sup>+0.4</sup> <sub>-0.2</sub>
154	05 37 35.24	-06 28 21.5	0.33 <sup>+0.04</sup> <sub>-0.03</sub>	2.2 <sup>+0.6</sup> <sub>-0.4</sub>	0.32 <sup>+0.02</sup> <sub>-0.02</sub>	3.2 <sup>+0.4</sup> <sub>-0.3</sub>	0.39 <sup>+0.05</sup> <sub>-0.04</sub>	3.3 <sup>+1.0</sup> <sub>-0.6</sub>	0.26 <sup>+0.03</sup> <sub>-0.02</sub>	1.7 <sup>+0.3</sup> <sub>-0.2</sub>	0.35 <sup>+0.03</sup> <sub>-0.03</sub>	3.2 <sup>+0.5</sup> <sub>-0.2</sub>
155	05 36 50.23	-06 48 58.1	0.27 <sup>+0.04</sup> <sub>-0.03</sub>	0.6 <sup>+0.3</sup> <sub>-0.2</sub>	0.26 <sup>+0.05</sup> <sub>-0.01</sub>	1.7 <sup>+0.2</sup> <sub>-0.0</sub>	0.39 <sup>+0.06</sup> <sub>-0.03</sub>	1.4 <sup>+0.5</sup> <sub>-0.2</sub>	0.21 <sup>+0.04</sup> <sub>-0.03</sub>	0.8 <sup>+0.1</sup> <sub>-0.3</sub>	0.29 <sup>+0.04</sup> <sub>-0.04</sub>	1.9 <sup>+0.1</sup> <sub>-0.6</sub>
156	05 37 07.64	-06 52 57.8	0.46 <sup>+0.02</sup> <sub>-0.02</sub>	1.0 <sup>+0.1</sup> <sub>-0.1</sub>	0.47 <sup>+0.02</sup> <sub>-0.02</sub>	1.7 <sup>+0.1</sup> <sub>-0.1</sub>	0.78 <sup>+0.04</sup> <sub>-0.04</sub>	3.1 <sup>+0.4</sup> <sub>-0.4</sub>	0.37 <sup>+0.02</sup> <sub>-0.02</sub>	0.8 <sup>+0.1</sup> <sub>-0.1</sub>	0.48 <sup>+0.02</sup> <sub>-0.02</sub>	1.8 <sup>+0.1</sup> <sub>-0.1</sub>
157	05 36 10.86	-06 33 47.4	0.30 <sup>+0.02</sup> <sub>-0.02</sub>	0.2 <sup>+0.0</sup> <sub>-0.0</sub>	0.35 <sup>+0.02</sup> <sub>-0.02</sub>	1.1 <sup>+0.0</sup> <sub>-0.0</sub>	...	...	0.23 <sup>+0.02</sup> <sub>-0.01</sub>	0.2 <sup>+0.1</sup> <sub>-0.0</sub>	0.32 <sup>+0.02</sup> <sub>-0.01</sub>	0.8 <sup>+0.3</sup> <sub>-0.3</sub>
158	05 41 20.32	-08 15 23.0	0.35 <sup>+0.03</sup> <sub>-0.03</sub>	1.8 <sup>+0.3</sup> <sub>-0.3</sub>	0.34 <sup>+0.02</sup> <sub>-0.02</sub>	2.7 <sup>+0.2</sup> <sub>-2.2</sub>	0.45 <sup>+0.05</sup> <sub>-0.04</sub>	3.2 <sup>+0.7</sup> <sub>-0.5</sub>	0.28 <sup>+0.03</sup> <sub>-0.02</sub>	1.4 <sup>+0.2</sup> <sub>-0.2</sub>	0.37 <sup>+0.03</sup> <sub>-0.03</sub>	2.8 <sup>+0.3</sup> <sub>-0.2</sub>
159	05 40 19.42	-08 14 16.3	0.91 <sup>+0.24</sup> <sub>-0.14</sub>	1.2 <sup>+1.4</sup> <sub>-0.4</sub>	1.13 <sup>+0.20</sup> <sub>-0.19</sub>	2.4 <sup>+0.8</sup> <sub>-0.8</sub>	...	...	0.59 <sup>+0.19</sup> <sub>-0.08</sub>	0.6 <sup>+0.7</sup> <sub>-0.1</sub>	0.94 <sup>+0.24</sup> <sub>-0.14</sub>	1.7 <sup>+1.3</sup> <sub>-0.4</sub>
160	05 41 00.10	-08 13 54.9	0.13 <sup>+0.02</sup> <sub>-0.01</sub>	0.1 <sup>+0.1</sup> <sub>-0.0</sub>	0.16 <sup>+0.01</sup> <sub>-0.01</sub>	0.3 <sup>+0.4</sup> <sub>-0.1</sub>	0.46 <sup>+0.01</sup> <sub>-0.02</sub>	32.1 <sup>+9.0</sup> <sub>-4.2</sub>	0.12 <sup>+0.01</sup> <sub>-0.01</sub>	0.1 <sup>+0.0</sup> <sub>-0.0</sub>	...	...
161	05 39 27.98	-08 04 46.8	0.33 <sup>+0.01</sup> <sub>-0.01</sub>	1.0 <sup>+0.1</sup> <sub>-0.1</sub>	0.34 <sup>+0.02</sup> <sub>-0.02</sub>	2.0 <sup>+0.1</sup> <sub>-0.1</sub>	0.46 <sup>+0.02</sup> <sub>-0.02</sub>	2.2 <sup>+0.2</sup> <sub>-0.2</sub>	0.27 <sup>+0.01</sup> <sub>-0.01</sub>	1.0 <sup>+0.0</sup> <sub>-0.0</sub>	0.36 <sup>+0.01</sup> <sub>-0.02</sub>	2.1 <sup>+0.1</sup> <sub>-0.0</sub>
162	05 39 26.00	-08 04 06.9	0.54 <sup>+0.06</sup> <sub>-0.06</sub>	7.4 <sup>+5.4</sup> <sub>-2.3</sub>	0.42 <sup>+0.05</sup> <sub>-0.04</sub>	6.4 <sup>+3.8</sup> <sub>-1.5</sub>	0.62 <sup>+0.06</sup> <sub>-0.07</sub>	11.2 <sup>+7.0</sup> <sub>-3.1</sub>	0.46 <sup>+0.07</sup> <sub>-0.06</sub>	5.1 <sup>+4.5</sup> <sub>-1.6</sub>	0.52 <sup>+0.06</sup> <sub>-0.05</sub>	7.2 <sup>+5.3</sup> <sub>-1.8</sub>

TABLE 5 – continued

ID	RA (J2000)	DEC J2000	D08		S00		B98		DM97		Pisa11	
			mass ( $M_{\odot}$ )	age (Myr)	mass ( $M_{\odot}$ )	age (Myr)	mass ( $M_{\odot}$ )	age (Myr)	mass ( $M_{\odot}$ )	age (Myr)	mass ( $M_{\odot}$ )	age (Myr)
179	05 41 04.62	-07 45 40.3	0.43 <sup>+0.03</sup> <sub>-0.02</sub>	0.3 <sup>+0.1</sup> <sub>-0.0</sub>	0.52 <sup>+0.03</sup> <sub>-0.02</sub>	0.8 <sup>+0.1</sup> <sub>-0.0</sub>	0.97 <sup>+0.05</sup> <sub>-0.04</sub>	1.2 <sup>+0.2</sup> <sub>-0.1</sub>	0.31 <sup>+0.02</sup> <sub>-0.01</sub>	0.2 <sup>+0.1</sup> <sub>-0.0</sub>	0.46 <sup>+0.03</sup> <sub>-0.02</sub>	1.0 <sup>+0.1</sup> <sub>-0.1</sub>
180	05 41 06.29	-07 45 38.5	0.56 <sup>+0.09</sup> <sub>-0.07</sub>	0.7 <sup>+0.3</sup> <sub>-0.2</sub>	0.64 <sup>+0.10</sup> <sub>-0.08</sub>	1.4 <sup>+0.5</sup> <sub>-0.3</sub>	1.10 <sup>+0.07</sup> <sub>-0.09</sub>	2.7 <sup>+0.8</sup> <sub>-0.7</sub>	0.40 <sup>+0.05</sup> <sub>-0.05</sub>	0.5 <sup>+0.1</sup> <sub>-0.1</sub>	0.59 <sup>+0.09</sup> <sub>-0.07</sub>	1.4 <sup>+0.3</sup> <sub>-0.2</sub>
181	05 41 15.24	-07 52 11.1	0.78 <sup>+0.12</sup> <sub>-0.16</sub>	4.8 <sup>+3.3</sup> <sub>-1.2</sub>	0.76 <sup>+0.11</sup> <sub>-0.16</sub>	6.3 <sup>+3.7</sup> <sub>-2.7</sub>	1.00 <sup>+0.02</sup> <sub>-0.05</sub>	10.6 <sup>+4.6</sup> <sub>-3.4</sub>	0.61 <sup>+0.10</sup> <sub>-0.11</sub>	2.7 <sup>+1.5</sup> <sub>-0.9</sub>	0.76 <sup>+0.10</sup> <sub>-0.14</sub>	5.0 <sup>+2.7</sup> <sub>-1.5</sub>
182	05 41 33.22	-07 55 02.3	0.80 <sup>+0.13</sup> <sub>-0.13</sub>	1.5 <sup>+0.5</sup> <sub>-0.3</sub>	0.93 <sup>+0.16</sup> <sub>-0.17</sub>	2.6 <sup>+1.9</sup> <sub>-0.7</sub>	1.31 <sup>+0.11</sup> <sub>-0.11</sub>	4.7 <sup>+1.4</sup> <sub>-1.4</sub>	0.55 <sup>+0.08</sup> <sub>-0.08</sub>	0.7 <sup>+0.2</sup> <sub>-0.2</sub>	0.83 <sup>+0.13</sup> <sub>-0.13</sub>	2.0 <sup>+0.4</sup> <sub>-0.4</sub>
183	05 41 31.30	-07 55 11.8	0.36 <sup>+0.06</sup> <sub>-0.04</sub>	0.5 <sup>+0.3</sup> <sub>-0.1</sub>	0.39 <sup>+0.05</sup> <sub>-0.03</sub>	1.4 <sup>+0.2</sup> <sub>-0.1</sub>	0.62 <sup>+0.10</sup> <sub>-0.06</sub>	1.7 <sup>+0.8</sup> <sub>-0.3</sub>	0.30 <sup>+0.04</sup> <sub>-0.04</sub>	0.6 <sup>+0.1</sup> <sub>-0.2</sub>	0.38 <sup>+0.05</sup> <sub>-0.04</sub>	1.5 <sup>+0.2</sup> <sub>-0.2</sub>
184	05 41 54.05	-07 49 53.2	0.29 <sup>+0.01</sup> <sub>-0.01</sub>	0.3 <sup>+0.0</sup> <sub>-0.0</sub>	0.34 <sup>+0.01</sup> <sub>-0.01</sub>	1.2 <sup>+0.0</sup> <sub>-0.0</sub>	0.53 <sup>+0.02</sup> <sub>-0.01</sub>	1.0 <sup>+0.1</sup> <sub>-0.0</sub>	0.23 <sup>+0.01</sup> <sub>-0.01</sub>	0.2 <sup>+0.2</sup> <sub>-0.0</sub>	0.32 <sup>+0.01</sup> <sub>-0.01</sub>	1.1 <sup>+0.1</sup> <sub>-0.3</sub>
185	05 41 28.49	-08 02 11.9	0.28 <sup>+0.02</sup> <sub>-0.02</sub>	2.7 <sup>+0.4</sup> <sub>-0.3</sub>	0.26 <sup>+0.01</sup> <sub>-0.01</sub>	4.2 <sup>+0.2</sup> <sub>-0.2</sub>	0.29 <sup>+0.02</sup> <sub>-0.02</sub>	3.4 <sup>+0.5</sup> <sub>-0.4</sub>	0.22 <sup>+0.01</sup> <sub>-0.01</sub>	2.1 <sup>+0.2</sup> <sub>-0.2</sub>	0.28 <sup>+0.02</sup> <sub>-0.02</sub>	4.1 <sup>+0.2</sup> <sub>-0.2</sub>
186	05 42 20.92	-07 57 04.1	1.36 <sup>+0.01</sup> <sub>-0.01</sub>	12.5 <sup>+0.5</sup> <sub>-0.5</sub>	1.28 <sup>+0.00</sup> <sub>-0.00</sub>	18.2 <sup>+0.2</sup> <sub>-0.3</sub>	1.27 <sup>+0.00</sup> <sub>-0.00</sub>	21.4 <sup>+0.2</sup> <sub>-0.2</sub>	1.31 <sup>+0.01</sup> <sub>-0.02</sub>	13.0 <sup>+0.6</sup> <sub>-0.6</sub>	1.31 <sup>+0.01</sup> <sub>-0.02</sub>	14.0 <sup>+0.7</sup> <sub>-0.4</sub>
187	05 41 51.20	-07 59 34.6	0.31 <sup>+0.02</sup> <sub>-0.02</sub>	4.0 <sup>+0.5</sup> <sub>-0.5</sub>	0.28 <sup>+0.01</sup> <sub>-0.01</sub>	4.9 <sup>+0.3</sup> <sub>-0.3</sub>	0.33 <sup>+0.02</sup> <sub>-0.02</sub>	4.9 <sup>+0.8</sup> <sub>-0.5</sub>	0.25 <sup>+0.01</sup> <sub>-0.01</sub>	2.8 <sup>+0.2</sup> <sub>-0.2</sub>	0.31 <sup>+0.02</sup> <sub>-0.02</sub>	5.0 <sup>+0.7</sup> <sub>-0.3</sub>
188	05 42 07.51	-08 02 56.8	1.55 <sup>+0.03</sup> <sub>-0.08</sub>	4.2 <sup>+1.5</sup> <sub>-1.1</sub>	1.51 <sup>+0.06</sup> <sub>-0.09</sub>	7.7 <sup>+2.5</sup> <sub>-1.8</sub>	...	...	1.46 <sup>+0.06</sup> <sub>-0.20</sub>	3.0 <sup>+1.5</sup> <sub>-1.0</sub>	1.57 <sup>+0.03</sup> <sub>-0.08</sub>	4.8 <sup>+1.7</sup> <sub>-1.2</sub>
189	05 42 46.38	-07 59 57.4	0.22 <sup>+0.02</sup> <sub>-0.02</sub>	1.4 <sup>+0.3</sup> <sub>-0.2</sub>	0.22 <sup>+0.03</sup> <sub>-0.03</sub>	3.2 <sup>+0.3</sup> <sub>-0.2</sub>	0.23 <sup>+0.02</sup> <sub>-0.02</sub>	1.9 <sup>+0.4</sup> <sub>-0.3</sub>	0.18 <sup>+0.01</sup> <sub>-0.01</sub>	1.5 <sup>+0.1</sup> <sub>-0.1</sub>	0.21 <sup>+0.02</sup> <sub>-0.01</sub>	3.5 <sup>+0.2</sup> <sub>-0.1</sub>
190	05 42 05.58	-08 01 05.3	0.36 <sup>+0.02</sup> <sub>-0.02</sub>	3.1 <sup>+0.4</sup> <sub>-0.4</sub>	0.32 <sup>+0.01</sup> <sub>-0.01</sub>	3.9 <sup>+0.3</sup> <sub>-0.3</sub>	0.40 <sup>+0.03</sup> <sub>-0.02</sub>	4.4 <sup>+0.7</sup> <sub>-0.5</sub>	0.28 <sup>+0.01</sup> <sub>-0.01</sub>	2.2 <sup>+0.2</sup> <sub>-0.2</sub>	0.36 <sup>+0.02</sup> <sub>-0.02</sub>	4.0 <sup>+0.3</sup> <sub>-0.3</sub>
191	05 42 30.60	-07 59 53.8	0.32 <sup>+0.03</sup> <sub>-0.02</sub>	4.2 <sup>+1.0</sup> <sub>-0.7</sub>	0.28 <sup>+0.02</sup> <sub>-0.02</sub>	5.0 <sup>+0.5</sup> <sub>-0.4</sub>	0.35 <sup>+0.04</sup> <sub>-0.03</sub>	5.2 <sup>+1.3</sup> <sub>-0.9</sub>	0.25 <sup>+0.02</sup> <sub>-0.02</sub>	2.9 <sup>+0.5</sup> <sub>-0.3</sub>	0.32 <sup>+0.03</sup> <sub>-0.02</sub>	5.1 <sup>+0.7</sup> <sub>-0.5</sub>
192	05 42 47.16	-08 05 56.9	0.29 <sup>+0.03</sup> <sub>-0.02</sub>	2.9 <sup>+0.6</sup> <sub>-0.4</sub>	0.26 <sup>+0.02</sup> <sub>-0.02</sub>	4.3 <sup>+0.4</sup> <sub>-0.4</sub>	0.30 <sup>+0.03</sup> <sub>-0.03</sub>	3.6 <sup>+0.7</sup> <sub>-0.7</sub>	0.23 <sup>+0.02</sup> <sub>-0.02</sub>	2.2 <sup>+0.3</sup> <sub>-0.3</sub>	0.29 <sup>+0.03</sup> <sub>-0.03</sub>	4.2 <sup>+0.4</sup> <sub>-0.4</sub>
193	05 42 12.39	-08 05 49.6	1.22 <sup>+0.05</sup> <sub>-0.19</sub>	4.2 <sup>+2.4</sup> <sub>-1.6</sub>	1.30 <sup>+0.03</sup> <sub>-0.14</sub>	7.3 <sup>+3.4</sup> <sub>-2.6</sub>	1.32 <sup>+0.04</sup> <sub>-0.10</sub>	10.9 <sup>+4.7</sup> <sub>-3.3</sub>	0.84 <sup>+0.16</sup> <sub>-0.16</sub>	1.8 <sup>+1.6</sup> <sub>-0.7</sub>	1.24 <sup>+0.05</sup> <sub>-0.18</sub>	4.5 <sup>+2.4</sup> <sub>-1.5</sub>
194	05 41 44.65	-08 04 38.4	0.65 <sup>+0.10</sup> <sub>-0.06</sub>	4.1 <sup>+2.3</sup> <sub>-1.0</sub>	0.59 <sup>+0.09</sup> <sub>-0.05</sub>	4.8 <sup>+2.5</sup> <sub>-2.0</sub>	0.89 <sup>+0.04</sup> <sub>-0.06</sub>	9.2 <sup>+3.2</sup> <sub>-1.8</sub>	0.54 <sup>+0.07</sup> <sub>-0.05</sub>	2.6 <sup>+1.2</sup> <sub>-0.6</sub>	0.64 <sup>+0.08</sup> <sub>-0.06</sub>	4.5 <sup>+1.8</sup> <sub>-0.9</sub>
195	05 43 01.74	-08 04 50.4	1.05 <sup>+0.20</sup> <sub>-0.31</sub>	2.2 <sup>+3.7</sup> <sub>-1.1</sub>	1.26 <sup>+0.08</sup> <sub>-0.33</sub>	4.2 <sup>+5.6</sup> <sub>-2.1</sub>	...	...	0.68 <sup>+0.32</sup> <sub>-0.18</sub>	1.0 <sup>+2.6</sup> <sub>-0.4</sub>	1.08 <sup>+0.18</sup> <sub>-0.30</sub>	2.6 <sup>+3.7</sup> <sub>-1.0</sub>
196	05 42 17.67	-08 03 42.5	0.71 <sup>+0.11</sup> <sub>-0.11</sub>	2.6 <sup>+1.4</sup> <sub>-0.8</sub>	0.73 <sup>+0.11</sup> <sub>-0.11</sub>	3.9 <sup>+1.6</sup> <sub>-1.2</sub>	1.05 <sup>+0.05</sup> <sub>-0.08</sub>	6.9 <sup>+2.3</sup> <sub>-1.7</sub>	0.53 <sup>+0.07</sup> <sub>-0.07</sub>	1.4 <sup>+0.6</sup> <sub>-0.4</sub>	0.72 <sup>+0.09</sup> <sub>-0.10</sub>	3.1 <sup>+1.1</sup> <sub>-0.7</sub>
197	05 42 40.06	-08 05 07.7	0.18 <sup>+0.01</sup> <sub>-0.01</sub>	1.6 <sup>+0.3</sup> <sub>-0.3</sub>	0.18 <sup>+0.01</sup> <sub>-0.01</sub>	3.9 <sup>+0.2</sup> <sub>-0.1</sub>	0.19 <sup>+0.02</sup> <sub>-0.02</sub>	2.1 <sup>+0.4</sup> <sub>-0.3</sub>	0.17 <sup>+0.01</sup> <sub>-0.01</sub>	1.9 <sup>+0.1</sup> <sub>-0.1</sub>	...	...
198	05 42 47.40	-08 04 05.3	0.19 <sup>+0.02</sup> <sub>-0.02</sub>	1.3 <sup>+0.4</sup> <sub>-0.3</sub>	0.17 <sup>+0.01</sup> <sub>-0.01</sub>	3.5 <sup>+0.4</sup> <sub>-0.4</sub>	0.19 <sup>+0.02</sup> <sub>-0.02</sub>	1.8 <sup>+0.4</sup> <sub>-0.3</sub>	0.17 <sup>+0.01</sup> <sub>-0.01</sub>	1.6 <sup>+0.2</sup> <sub>-0.1</sub>	...	...
199	05 42 18.73	-08 04 11.6	0.34 <sup>+0.04</sup> <sub>-0.03</sub>	3.2 <sup>+1.0</sup> <sub>-0.6</sub>	0.31 <sup>+0.02</sup> <sub>-0.02</sub>	4.1 <sup>+0.6</sup> <sub>-0.4</sub>	0.38 <sup>+0.04</sup> <sub>-0.04</sub>	4.4 <sup>+1.4</sup> <sub>-0.9</sub>	0.27 <sup>+0.03</sup> <sub>-0.02</sub>	2.3 <sup>+0.5</sup> <sub>-0.3</sub>	0.35 <sup>+0.03</sup> <sub>-0.03</sub>	4.2 <sup>+0.8</sup> <sub>-0.5</sub>
200	05 42 27.50	-08 11 03.8	0.12 <sup>+0.04</sup> <sub>-0.01</sub>	2.4 <sup>+2.7</sup> <sub>-0.5</sub>	0.11 <sup>+0.03</sup> <sub>-0.00</sub>	5.2 <sup>+8.2</sup> <sub>-0.2</sub>	0.11 <sup>+0.03</sup> <sub>-0.13</sub>	2.9 <sup>+1.7</sup> <sub>-0.6</sub>	0.15 <sup>+0.02</sup> <sub>-0.02</sub>	4.2 <sup>+2.3</sup> <sub>-0.7</sub>	...	...
201	05 42 48.07	-08 08 42.9	0.18 <sup>+0.11</sup> <sub>-0.05</sub>	1.1 <sup>+2.8</sup> <sub>-0.6</sub>	0.17 <sup>+0.09</sup> <sub>-0.03</sub>	3.3 <sup>+1.5</sup> <sub>-0.9</sub>	0.19 <sup>+0.13</sup> <sub>-0.03</sub>	1.6 <sup>+5.6</sup> <sub>-0.3</sub>	0.17 <sup>+0.08</sup> <sub>-0.03</sub>	1.5 <sup>+1.7</sup> <sub>-0.7</sub>	...	...
202	05 42 49.78	-08 12 10.2	0.61 <sup>+0.18</sup> <sub>-0.12</sub>	1.6 <sup>+0.7</sup> <sub>-0.7</sub>	0.63 <sup>+0.24</sup> <sub>-0.11</sub>	2.6 <sup>+1.9</sup> <sub>-0.9</sub>	1.02 <sup>+0.16</sup> <sub>-0.16</sub>	5.1 <sup>+2.0</sup> <sub>-2.0</sub>	0.46 <sup>+0.09</sup> <sub>-0.09</sub>	1.0 <sup>+0.3</sup> <sub>-0.3</sub>	0.63 <sup>+0.16</sup> <sub>-0.12</sub>	2.3 <sup>+1.3</sup> <sub>-0.6</sub>
203	05 42 59.11	-08 09 23.4	0.66 <sup>+0.22</sup> <sub>-0.27</sub>	3.5 <sup>+16.8</sup> <sub>-2.3</sub>	0.63 <sup>+0.24</sup> <sub>-0.23</sub>	4.5 <sup>+16.3</sup> <sub>-2.5</sub>	0.94 <sup>+0.11</sup> <sub>-0.26</sub>	8.7 <sup>+15.2</sup> <sub>-4.9</sub>	0.54 <sup>+0.23</sup> <sub>-0.22</sub>	2.1 <sup>+12.5</sup> <sub>-1.3</sub>	0.66 <sup>+0.21</sup> <sub>-0.23</sub>	4.0 <sup>+14.6</sup> <sub>-1.9</sub>
204	05 42 30.12	-08 10 18.4	0.69 <sup>+0.12</sup> <sub>-0.10</sub>	4.7 <sup>+3.1</sup> <sub>-1.4</sub>	0.64 <sup>+0.12</sup> <sub>-0.09</sub>	5.6 <sup>+3.4</sup> <sub>-1.7</sub>	0.92 <sup>+0.04</sup> <sub>-0.08</sub>	10.3 <sup>+4.1</sup> <sub>-2.7</sub>	0.57 <sup>+0.09</sup> <sub>-0.07</sub>	2.9 <sup>+1.5</sup> <sub>-0.8</sub>	0.68 <sup>+0.10</sup> <sub>-0.09</sub>	5.0 <sup>+2.3</sup> <sub>-1.2</sub>
205	05 42 11.57	-08 08 05.2	1.74 <sup>+0.06</sup> <sub>-0.10</sub>	4.6 <sup>+1.4</sup> <sub>-1.2</sub>	1.56 <sup>+0.12</sup> <sub>-0.10</sub>	8.9 <sup>+2.2</sup> <sub>-2.1</sub>	...	...	1.72 <sup>+0.05</sup> <sub>-0.11</sub>	4.4 <sup>+1.7</sup> <sub>-1.4</sub>	1.70 <sup>+0.09</sup> <sub>-0.11</sub>	5.6 <sup>+1.7</sup> <sub>-1.4</sub>
206	05 41 53.64	-08 07 32.6	0.45 <sup>+0.07</sup> <sub>-0.04</sub>	0.2 <sup>+0.2</sup> <sub>-0.1</sub>	0.55 <sup>+0.08</sup> <sub>-0.04</sub>	0.8 <sup>+0.3</sup> <sub>-0.1</sub>	1.04 <sup>+0.09</sup> <sub>-0.08</sub>	1.2 <sup>+0.7</sup> <sub>-0.1</sub>	0.32 <sup>+0.04</sup> <sub>-0.03</sub>	0.1 <sup>+0.2</sup> <sub>-0.1</sub>	0.48 <sup>+0.07</sup> <sub>-0.03</sub>	0.9 <sup>+0.2</sup> <sub>-0.1</sub>
207	05 42 28.68	-08 09 12.4	1.40 <sup>+0.03</sup> <sub>-0.11</sub>	2.9 <sup>+0.7</sup> <sub>-0.7</sub>	1.51 <sup>+0.02</sup> <sub>-0.04</sub>	5.6 <sup>+1.1</sup> <sub>-1.1</sub>	...	...	1.07 <sup>+0.19</sup> <sub>-0.19</sub>	1.6 <sup>+0.5</sup> <sub>-0.5</sub>	1.45 <sup>+0.10</sup> <sub>-0.10</sub>	3.4 <sup>+0.7</sup> <sub>-0.7</sub>
208	05 43 08.46	-08 11 32.2	0.25 <sup>+0.05</sup> <sub>-0.04</sub>	5.7 <sup>+5.3</sup> <sub>-2.2</sub>	0.21 <sup>+0.03</sup> <sub>-0.03</sub>	6.6 <sup>+3.0</sup> <sub>-1.5</sub>	0.24 <sup>+0.06</sup> <sub>-0.04</sub>	5.7 <sup>+5.2</sup> <sub>-1.8</sub>	0.22 <sup>+0.03</sup> <sub>-0.03</sub>	4.6 <sup>+3.4</sup> <sub>-1.5</sub>	0.24 <sup>+0.05</sup> <sub>-0.02</sub>	6.8 <sup>+3.9</sup> <sub>-1.4</sub>
209	05 42 58.55	-08 18 51.8	0.32 <sup>+0.04</sup> <sub>-0.03</sub>	1.7 <sup>+0.5</sup> <sub>-0.3</sub>	0.32 <sup>+0.02</sup> <sub>-0.02</sub>	2.8 <sup>+0.4</sup> <sub>-0.2</sub>	0.39 <sup>+0.05</sup> <sub>-0.04</sub>	2.8 <sup>+0.9</sup> <sub>-0.5</sub>	0.25 <sup>+0.04</sup> <sub>-0.02</sub>	1.4 <sup>+0.3</sup> <sub>-0.1</sub>	0.34 <sup>+0.04</sup> <sub>-0.04</sub>	2.8 <sup>+0.4</sup> <sub>-0.1</sub>
210	05 42 35.59	-08 15 01.9	0.60 <sup>+0.31</sup> <sub>-0.26</sub>	2.0 <sup>+18.9</sup> <sub>-1.4</sub>	0.59 <sup>+0.32</sup> <sub>-0.25</sub>	2.9 <sup>+18.1</sup> <sub>-1.5</sub>	0.95 <sup>+0.13</sup> <sub>-0.30</sub>	5.9 <sup>+13.7</sup> <sub>-3.3</sub>	0.47 <sup>+0.32</sup> <sub>-0.22</sub>	1.3 <sup>+0.8</sup> <sub>-0.8</sub>	0.61 <sup>+0.30</sup> <sub>-0.21</sub>	2.7 <sup>+16.6</sup> <sub>-1.1</sub>
211	05 43 01.56	-08 18 15.4	0.18 <sup>+0.16</sup> <sub>-0.04</sub>	1.1 <sup>+5.3</sup> <sub>-0.5</sub>	0.17 <sup>+0.11</sup> <sub>-0.04</sub>	3.5 <sup>+3.4</sup> <sub>-2.1</sub>	0.18 <sup>+0.17</sup> <sub>-0.02</sub>	1.6 <sup>+7.8</sup> <sub>-0.2</sub>	0.16 <sup>+0.11</sup> <sub>-0.04</sub>	1.5 <sup>+3.3</sup> <sub>-0.7</sub>	...	...
212	05 42 32.91	-08 13 25.8	0.51 <sup>+0.08</sup> <sub>-0.06</sub>	1.9 <sup>+0.5</sup> <sub>-0.5</sub>	0.49 <sup>+0.05</sup> <sub>-0.05</sub>	2.6 <sup>+1.4</sup> <sub>-0.9</sub>	0.80 <sup>+0.10</sup> <sub>-0.10</sub>	5.1 <sup>+1.4</sup> <sub>-1.4</sub>	0.43 <sup>+0.05</sup> <sub>-0.05</sub>	1.3 <sup>+0.3</sup> <sub>-0.3</sub>	0.52 <sup>+0.07</sup> <sub>-0.06</sub>	2.6 <sup>+1.0</sup> <sub>-0.4</sub>
213	05 42 42.10	-08 15 15.3	0.45 <sup>+0.28</sup> <sub>-0.21</sub>	5.8 <sup>+32.2</sup> <sub>-4.5</sub>	0.36 <sup>+0.32</sup> <sub>-0.15</sub>	5.4 <sup>+25.0</sup> <sub>-3.6</sub>	0.51 <sup>+0.36</sup> <sub>-0.21</sub>	8.2 <sup>+18.0</sup> <sub>-5.1</sub>	0.36 <sup>+0.29</sup> <sub>-0.28</sub>	3.7 <sup>+27.0</sup> <sub>-2.8</sub>	0.44 <sup>+0.28</sup> <sub>-0.13</sub>	6.0 <sup>+28.1</sup> <sub>-3.5</sub>
214	05 42 59.17	-08 16 01.3	0.37 <sup>+0.06</sup> <sub>-0.04</sub>	0.5 <sup>+0.4</sup> <sub>-0.1</sub>	0.41 <sup>+0.05</sup> <sub>-0.04</sub>	1.3 <sup>+0.4</sup> <sub>-0.1</sub>	0.67 <sup>+0.09</sup> <sub>-0.07</sub>	1.7 <sup>+1.0</sup> <sub>-0.4</sub>	0.30 <sup>+0.04</sup> <sub>-0.04</sub>	0.6 <sup>+0.2</sup> <sub>-0.2</sub>	0.40 <sup>+0.05</sup> <sub>-0.04</sub>	1.4 <sup>+0.3</sup> <sub>-0.3</sub>
215	05 42 45.55	-08 14 54.1	0.50 <sup>+0.05</sup> <sub>-0.05</sub>	1.6 <sup>+0.5</sup> <sub>-0.3</sub>	0.49 <sup>+0.04</sup> <sub>-0.04</sub>	2.3 <sup>+0.5</sup> <sub>-0.3</sub>	0.81 <sup>+0.06</sup> <sub>-0.07</sub>	4.3 <sup>+1.1</sup> <sub>-0.9</sub>	0.41 <sup>+0.03</sup> <sub>-0.03</sub>	1.1 <sup>+0.3</sup> <sub>-0.2</sub>	0.51 <sup>+0.05</sup> <sub>-0.04</sub>	2.2 <sup>+0.4</sup> <sub>-0.2</sub>
216	05 42 56.94	-08 22 50.3	0.54 <sup>+0.05</sup> <sub>-0.04</sub>	2.4 <sup>+0.7</sup> <sub>-0.4</sub>	0.51 <sup>+0.04</sup> <sub>-0.04</sub>	3.1 <sup>+0.7</sup> <sub>-0.4</sub>	0.81 <sup>+0.05</sup> <sub>-0.06</sub>	6.1 <sup>+1.3</sup> <sub>-1.1</sub>	0.45 <sup>+0.04</sup> <sub>-0.03</sub>	1.7 <sup>+0.4</sup> <sub>-0.2</sub>	0.54 <sup>+0.05</sup> <sub>-0.04</sub>	3.1 <sup>+0.6</sup> <sub>-0.4</sub>
217	05 42 39.34	-08 26 28.2	0.55 <sup>+0.04</sup> <sub>-0.04</sub>	2.1 <sup>+0.4</sup> <sub>-0.4</sub>	0.53 <sup>+0.03</sup> <sub>-0.03</sub>	2.9 <sup>+0.4</sup> <sub>-0.4</sub>	0.86 <sup>+0.05</sup> <sub>-0.05</sub>	5.8 <sup>+1.0</sup> <sub>-1.0</sub>	0.45 <sup>+0.03</sup> <sub>-0.03</sub>	1.4 <sup>+0.3</sup> <sub>-0.3</sub>	0.56 <sup>+0.04</sup> <sub>-0.04</sub>	2.8 <sup>+0.4</sup> <sub>-0.4</sub>
218	05 42 11.03	-08 14 41.9	0.42 <sup>+0.08</sup> <sub>-0.06</sub>	4.1 <sup>+2.4</sup> <sub>-1.3</sub>	0.36 <sup>+0.04</sup> <sub>-0.04</sub>	4.4 <sup>+0.8</sup> <sub>-0.8</sub>	0.49 <sup>+0.08</sup> <sub>-0.08</sub>	6.2 <sup>+2.0</sup> <sub>-2.0</sub>	0.33 <sup>+0.06</sup> <sub>-0.06</sub>	2.8 <sup>+1.6</sup> <sub>-0.7</sub>	0.42 <sup>+0.07</sup> <sub>-0.06</sub>	4.7 <sup>+1.8</sup> <sub>-1.0</sub>
219	05 42 37.69	-08 25 15.5	0.50 <sup>+0.24</sup> <sub>-0.21</sub>	4.2 <sup>+25.5</sup> <sub>-2.8</sub>	0.42 <sup>+0.27</sup> <sub>-0.14</sub>	4.3 <sup>+19.8</sup> <sub>-2.2</sub>	0.63 <sup>+0.23</sup> <sub>-0.23</sub>	7.2 <sup>+17.0</sup> <sub>-4.1</sub>	0.42 <sup>+0.24</sup> <sub>-0.19</sub>	2.9 <sup>+21.7</sup> <sub>-1.8</sub>	0.49 <sup>+0.24</sup> <sub>-0.15</sub>	4.5 <sup>+23.0</sup> <sub>-2.1</sub>
220	05 42 19.26	-										

TABLE 5 – continued

ID	RA (J2000)	DEC J2000	D08		S00		B98		DM97		Pisa11	
			mass ( $M_{\odot}$ )	age (Myr)	mass ( $M_{\odot}$ )	age (Myr)	mass ( $M_{\odot}$ )	age (Myr)	mass ( $M_{\odot}$ )	age (Myr)	mass ( $M_{\odot}$ )	age (Myr)
238	05 39 32.51	-07 31 29.0	1.16 <sup>+0.10</sup> <sub>-0.29</sub>	13.1 <sup>+11.7</sup> <sub>-8.6</sub>	1.10 <sup>+0.13</sup> <sub>-0.26</sub>	19.8 <sup>+10.4</sup> <sub>-12.6</sub>	1.05 <sup>+0.17</sup> <sub>-0.07</sub>	27.8 <sup>+7.6</sup> <sub>-16.1</sub>	1.18 <sup>+0.09</sup> <sub>-0.39</sub>	8.6 <sup>+10.8</sup> <sub>-6.2</sub>	1.15 <sup>+0.11</sup> <sub>-0.26</sub>	13.6 <sup>+10.8</sup> <sub>-8.6</sub>
239	05 39 40.93	-07 34 37.3	0.37 <sup>+0.06</sup> <sub>-0.05</sub>	14.1 <sup>+8.1</sup> <sub>-3.7</sub>	0.27 <sup>+0.03</sup> <sub>-0.03</sub>	10.8 <sup>+3.5</sup> <sub>-1.7</sub>	0.38 <sup>+0.05</sup> <sub>-0.05</sub>	15.1 <sup>+7.3</sup> <sub>-3.9</sub>	0.30 <sup>+0.04</sup> <sub>-0.03</sub>	8.8 <sup>+4.5</sup> <sub>-1.8</sub>	0.35 <sup>+0.06</sup> <sub>-0.05</sub>	12.7 <sup>+6.3</sup> <sub>-2.6</sub>
240	05 38 23.48	-07 33 08.2	0.19 <sup>+0.01</sup> <sub>-0.01</sub>	0.1 <sup>+0.0</sup> <sub>-0.0</sub>	0.24 <sup>+0.01</sup> <sub>-0.01</sub>	0.1 <sup>+0.0</sup> <sub>-0.0</sub>	...	...	0.14 <sup>+0.01</sup> <sub>-0.01</sub>	0.0 <sup>+0.0</sup> <sub>-0.0</sub>	...	...
241	05 38 35.19	-07 50 19.5	0.94 <sup>+0.38</sup> <sub>-0.27</sub>	0.5 <sup>+1.3</sup> <sub>-0.9</sub>	1.28 <sup>+0.37</sup> <sub>-0.37</sub>	1.2 <sup>+2.5</sup> <sub>-0.5</sub>	...	...	0.58 <sup>+0.15</sup> <sub>-0.15</sub>	0.3 <sup>+1.0</sup> <sub>-0.2</sub>	1.02 <sup>+0.39</sup> <sub>-0.26</sub>	1.0 <sup>+1.5</sup> <sub>-0.2</sub>
242	05 38 54.51	-07 27 51.6	1.62 <sup>+0.06</sup> <sub>-0.29</sub>	2.7 <sup>+2.7</sup> <sub>-1.3</sub>	1.67 <sup>+0.06</sup> <sub>-0.20</sub>	5.4 <sup>+4.3</sup> <sub>-2.3</sub>	...	...	1.45 <sup>+0.14</sup> <sub>-0.48</sub>	1.9 <sup>+2.9</sup> <sub>-1.0</sub>	1.67 <sup>+0.05</sup> <sub>-0.26</sub>	3.3 <sup>+3.1</sup> <sub>-1.3</sub>
243	05 38 36.62	-07 46 34.3	0.39 <sup>+0.04</sup> <sub>-0.03</sub>	0.4 <sup>+0.1</sup> <sub>-0.1</sub>	0.45 <sup>+0.04</sup> <sub>-0.03</sub>	1.1 <sup>+0.1</sup> <sub>-0.1</sub>	0.78 <sup>+0.07</sup> <sub>-0.06</sub>	1.5 <sup>+0.4</sup> <sub>-0.3</sub>	0.30 <sup>+0.03</sup> <sub>-0.03</sub>	0.5 <sup>+0.0</sup> <sub>-0.2</sub>	0.42 <sup>+0.04</sup> <sub>-0.03</sub>	1.3 <sup>+0.1</sup> <sub>-0.2</sub>
244	05 38 49.34	-07 29 52.8	0.39 <sup>+0.04</sup> <sub>-0.03</sub>	0.5 <sup>+0.1</sup> <sub>-0.1</sub>	0.44 <sup>+0.04</sup> <sub>-0.03</sub>	1.2 <sup>+0.1</sup> <sub>-0.1</sub>	0.73 <sup>+0.07</sup> <sub>-0.06</sub>	1.6 <sup>+0.4</sup> <sub>-0.3</sub>	0.31 <sup>+0.03</sup> <sub>-0.03</sub>	0.5 <sup>+0.0</sup> <sub>-0.1</sub>	0.41 <sup>+0.04</sup> <sub>-0.03</sub>	1.3 <sup>+0.1</sup> <sub>-0.1</sub>
245	05 38 04.03	-07 17 50.3	0.18 <sup>+0.02</sup> <sub>-0.01</sub>	1.6 <sup>+0.4</sup> <sub>-0.3</sub>	0.18 <sup>+0.01</sup> <sub>-0.01</sub>	3.9 <sup>+0.5</sup> <sub>-0.2</sub>	0.19 <sup>+0.02</sup> <sub>-0.02</sub>	2.1 <sup>+0.4</sup> <sub>-0.3</sub>	0.17 <sup>+0.01</sup> <sub>-0.01</sub>	1.9 <sup>+0.2</sup> <sub>-0.1</sub>	...	...
246	05 37 46.15	-07 28 59.1	0.16 <sup>+0.02</sup> <sub>-0.01</sub>	0.4 <sup>+0.1</sup> <sub>-0.1</sub>	0.17 <sup>+0.01</sup> <sub>-0.01</sub>	1.9 <sup>+0.4</sup> <sub>-1.2</sub>	...	...	0.14 <sup>+0.01</sup> <sub>-0.01</sub>	0.4 <sup>+0.1</sup> <sub>-0.1</sub>	...	...
247	05 39 46.90	-07 43 17.7	0.19 <sup>+0.01</sup> <sub>-0.01</sub>	0.4 <sup>+0.1</sup> <sub>-0.1</sub>	0.21 <sup>+0.01</sup> <sub>-0.01</sub>	2.2 <sup>+0.0</sup> <sub>-0.3</sub>	...	...	0.15 <sup>+0.01</sup> <sub>-0.01</sub>	0.3 <sup>+0.2</sup> <sub>-0.1</sub>	...	...
248	05 40 02.65	-07 43 11.6	0.87 <sup>+0.04</sup> <sub>-0.10</sub>	20.5 <sup>+15.1</sup> <sub>-9.8</sub>	0.85 <sup>+0.05</sup> <sub>-0.12</sub>	22.7 <sup>+16.6</sup> <sub>-10.6</sub>	0.87 <sup>+0.06</sup> <sub>-0.06</sub>	30.7 <sup>+9.9</sup> <sub>-12.8</sub>	0.84 <sup>+0.04</sup> <sub>-0.13</sub>	11.8 <sup>+12.5</sup> <sub>-5.7</sub>	0.87 <sup>+0.04</sup> <sub>-0.10</sub>	18.1 <sup>+15.1</sup> <sub>-8.3</sub>
249	05 39 18.64	-07 27 50.6	0.31 <sup>+0.02</sup> <sub>-0.02</sub>	0.2 <sup>+0.1</sup> <sub>-0.1</sub>	0.38 <sup>+0.02</sup> <sub>-0.02</sub>	0.9 <sup>+0.2</sup> <sub>-0.5</sub>	...	...	0.24 <sup>+0.02</sup> <sub>-0.02</sub>	0.1 <sup>+0.2</sup> <sub>-0.0</sub>	...	...
250	05 39 36.33	-07 43 51.0	0.95 <sup>+0.13</sup> <sub>-0.25</sub>	3.7 <sup>+8.3</sup> <sub>-1.9</sub>	1.01 <sup>+0.10</sup> <sub>-0.25</sub>	5.7 <sup>+9.7</sup> <sub>-2.6</sub>	1.19 <sup>+0.04</sup> <sub>-0.15</sub>	9.4 <sup>+11.4</sup> <sub>-3.9</sub>	0.65 <sup>+0.23</sup> <sub>-0.15</sub>	1.7 <sup>+5.3</sup> <sub>-0.7</sub>	0.94 <sup>+0.13</sup> <sub>-0.23</sub>	4.0 <sup>+7.7</sup> <sub>-1.6</sub>
251	05 39 14.86	-07 49 44.2	0.20 <sup>+0.01</sup> <sub>-0.01</sub>	0.7 <sup>+0.1</sup> <sub>-0.1</sub>	0.21 <sup>+0.01</sup> <sub>-0.01</sub>	2.5 <sup>+0.1</sup> <sub>-0.1</sub>	...	...	0.16 <sup>+0.01</sup> <sub>-0.01</sub>	1.0 <sup>+0.2</sup> <sub>-0.2</sub>	...	...
252	05 38 26.05	-07 37 59.1	0.26 <sup>+0.01</sup> <sub>-0.01</sub>	0.2 <sup>+0.0</sup> <sub>-0.0</sub>	0.30 <sup>+0.01</sup> <sub>-0.01</sub>	1.2 <sup>+0.0</sup> <sub>-0.1</sub>	...	...	0.20 <sup>+0.01</sup> <sub>-0.01</sub>	0.1 <sup>+0.0</sup> <sub>-0.0</sub>	0.28 <sup>+0.01</sup> <sub>-0.01</sub>	0.3 <sup>+0.5</sup> <sub>-0.1</sub>
253	05 37 53.26	-07 33 44.7	0.12 <sup>+0.02</sup> <sub>-0.01</sub>	2.0 <sup>+1.0</sup> <sub>-0.3</sub>	0.10 <sup>+0.02</sup> <sub>-0.00</sub>	4.9 <sup>+3.7</sup> <sub>-0.7</sub>	0.11 <sup>+0.02</sup> <sub>-0.02</sub>	2.6 <sup>+0.7</sup> <sub>-0.4</sub>	0.15 <sup>+0.01</sup> <sub>-0.01</sub>	3.7 <sup>+0.6</sup> <sub>-0.4</sub>	...	...
254	05 38 09.64	-07 33 28.4	0.23 <sup>+0.01</sup> <sub>-0.01</sub>	0.1 <sup>+0.0</sup> <sub>-0.0</sub>	0.30 <sup>+0.01</sup> <sub>-0.01</sub>	0.1 <sup>+0.0</sup> <sub>-0.0</sub>	...	...	0.18 <sup>+0.01</sup> <sub>-0.01</sub>	0.0 <sup>+0.0</sup> <sub>-0.0</sub>	...	...
255	05 38 32.69	-07 30 52.1	0.20 <sup>+0.01</sup> <sub>-0.01</sub>	0.3 <sup>+0.0</sup> <sub>-0.0</sub>	0.22 <sup>+0.01</sup> <sub>-0.01</sub>	2.0 <sup>+0.1</sup> <sub>-0.1</sub>	...	...	0.15 <sup>+0.01</sup> <sub>-0.01</sub>	0.2 <sup>+0.0</sup> <sub>-0.0</sub>	...	...
256	05 37 38.02	-07 31 53.3	0.28 <sup>+0.05</sup> <sub>-0.05</sub>	12.5 <sup>+7.4</sup> <sub>-4.1</sub>	0.21 <sup>+0.03</sup> <sub>-0.03</sub>	10.9 <sup>+5.7</sup> <sub>-2.2</sub>	0.26 <sup>+0.06</sup> <sub>-0.05</sub>	11.7 <sup>+6.6</sup> <sub>-4.1</sub>	0.24 <sup>+0.04</sup> <sub>-0.03</sub>	9.6 <sup>+7.3</sup> <sub>-2.3</sub>	0.26 <sup>+0.06</sup> <sub>-0.03</sub>	11.9 <sup>+5.6</sup> <sub>-2.2</sub>
257	05 37 50.94	-07 27 07.6	0.55 <sup>+0.02</sup> <sub>-0.06</sub>	35.8 <sup>+16.2</sup> <sub>-10.2</sub>	0.39 <sup>+0.06</sup> <sub>-0.04</sub>	20.4 <sup>+11.2</sup> <sub>-4.8</sub>	0.57 <sup>+0.07</sup> <sub>-0.05</sub>	40.4 <sup>+12.4</sup> <sub>-2.3</sub>	0.47 <sup>+0.06</sup> <sub>-0.07</sub>	22.6 <sup>+7.1</sup> <sub>-0.6</sub>	0.53 <sup>+0.03</sup> <sub>-0.07</sub>	30.8 <sup>+14.5</sup> <sub>-8.9</sub>
258	05 37 37.01	-07 24 16.7	0.61 <sup>+0.09</sup> <sub>-0.06</sub>	2.9 <sup>+1.3</sup> <sub>-0.6</sub>	0.57 <sup>+0.09</sup> <sub>-0.05</sub>	3.7 <sup>+1.6</sup> <sub>-0.7</sub>	0.90 <sup>+0.05</sup> <sub>-0.06</sub>	7.3 <sup>+2.3</sup> <sub>-1.3</sub>	0.50 <sup>+0.05</sup> <sub>-0.05</sub>	1.9 <sup>+0.6</sup> <sub>-0.4</sub>	0.61 <sup>+0.08</sup> <sub>-0.05</sub>	3.5 <sup>+1.1</sup> <sub>-0.6</sub>
259	05 37 19.90	-07 18 57.7	0.33 <sup>+0.07</sup> <sub>-0.05</sub>	1.2 <sup>+0.7</sup> <sub>-0.4</sub>	0.34 <sup>+0.04</sup> <sub>-0.05</sub>	2.2 <sup>+0.5</sup> <sub>-0.3</sub>	0.44 <sup>+0.10</sup> <sub>-0.10</sub>	2.3 <sup>+1.4</sup> <sub>-0.6</sub>	0.26 <sup>+0.07</sup> <sub>-0.04</sub>	1.1 <sup>+0.4</sup> <sub>-0.3</sub>	0.35 <sup>+0.06</sup> <sub>-0.06</sub>	2.2 <sup>+0.5</sup> <sub>-0.4</sub>
260	05 38 04.18	-07 22 04.2	0.53 <sup>+0.11</sup> <sub>-0.09</sub>	4.5 <sup>+4.7</sup> <sub>-1.5</sub>	0.44 <sup>+0.09</sup> <sub>-0.06</sub>	4.6 <sup>+3.8</sup> <sub>-1.3</sub>	0.66 <sup>+0.10</sup> <sub>-0.12</sub>	8.1 <sup>+6.0</sup> <sub>-2.9</sub>	0.46 <sup>+0.11</sup> <sub>-0.09</sub>	3.2 <sup>+3.5</sup> <sub>-1.2</sub>	0.51 <sup>+1.0</sup> <sub>-0.8</sub>	4.8 <sup>+4.0</sup> <sub>-1.4</sub>
261	05 37 47.82	-07 11 38.0	0.25 <sup>+0.03</sup> <sub>-0.03</sub>	1.9 <sup>+0.4</sup> <sub>-0.4</sub>	0.24 <sup>+0.03</sup> <sub>-0.03</sub>	3.6 <sup>+0.3</sup> <sub>-0.3</sub>	0.27 <sup>+0.03</sup> <sub>-0.03</sub>	2.5 <sup>+0.6</sup> <sub>-0.5</sub>	0.20 <sup>+0.02</sup> <sub>-0.02</sub>	1.7 <sup>+0.2</sup> <sub>-0.2</sub>	0.25 <sup>+0.02</sup> <sub>-0.02</sub>	3.6 <sup>+0.2</sup> <sub>-0.2</sub>
262	05 38 23.21	-07 19 33.7	0.35 <sup>+0.03</sup> <sub>-0.02</sub>	1.6 <sup>+0.3</sup> <sub>-0.2</sub>	0.34 <sup>+0.02</sup> <sub>-0.02</sub>	2.6 <sup>+0.2</sup> <sub>-0.2</sub>	0.44 <sup>+0.04</sup> <sub>-0.03</sub>	2.9 <sup>+0.5</sup> <sub>-0.4</sub>	0.28 <sup>+0.02</sup> <sub>-0.02</sub>	1.3 <sup>+0.2</sup> <sub>-0.1</sub>	0.37 <sup>+0.02</sup> <sub>-0.03</sub>	2.6 <sup>+0.2</sup> <sub>-0.2</sub>
263	05 37 49.82	-07 14 46.5	0.32 <sup>+0.05</sup> <sub>-0.04</sub>	14.1 <sup>+5.4</sup> <sub>-3.3</sub>	0.24 <sup>+0.02</sup> <sub>-0.02</sub>	11.4 <sup>+2.3</sup> <sub>-1.7</sub>	0.32 <sup>+0.04</sup> <sub>-0.04</sub>	14.3 <sup>+4.9</sup> <sub>-3.6</sub>	0.27 <sup>+0.03</sup> <sub>-0.02</sub>	9.8 <sup>+2.7</sup> <sub>-1.7</sub>	0.30 <sup>+0.04</sup> <sub>-0.04</sub>	12.9 <sup>+4.1</sup> <sub>-2.3</sub>
264	05 38 52.38	-07 21 09.4	0.87 <sup>+0.05</sup> <sub>-0.04</sub>	0.1 <sup>+0.0</sup> <sub>-0.0</sub>	1.32 <sup>+0.08</sup> <sub>-0.06</sub>	0.3 <sup>+0.0</sup> <sub>-0.0</sub>	...	...	0.48 <sup>+0.03</sup> <sub>-0.02</sub>	0.0 <sup>+0.0</sup> <sub>-0.0</sub>	1.04 <sup>+0.06</sup> <sub>-0.25</sub>	0.2 <sup>+0.1</sup> <sub>-0.1</sub>
265	05 38 00.84	-07 15 54.2	0.39 <sup>+0.03</sup> <sub>-0.03</sub>	0.3 <sup>+0.1</sup> <sub>-0.1</sub>	0.46 <sup>+0.03</sup> <sub>-0.03</sub>	0.9 <sup>+0.1</sup> <sub>-0.1</sub>	0.83 <sup>+0.06</sup> <sub>-0.04</sub>	1.2 <sup>+0.3</sup> <sub>-0.1</sub>	0.29 <sup>+0.02</sup> <sub>-0.02</sub>	0.2 <sup>+0.1</sup> <sub>-0.1</sub>	0.42 <sup>+0.03</sup> <sub>-0.03</sub>	1.1 <sup>+0.1</sup> <sub>-0.3</sub>
266	05 38 10.40	-07 09 29.3	0.51 <sup>+0.05</sup> <sub>-0.05</sub>	2.4 <sup>+0.7</sup> <sub>-0.6</sub>	0.47 <sup>+0.03</sup> <sub>-0.03</sub>	3.0 <sup>+0.5</sup> <sub>-0.2</sub>	0.74 <sup>+0.07</sup> <sub>-0.07</sub>	5.6 <sup>+1.4</sup> <sub>-1.2</sub>	0.43 <sup>+0.04</sup> <sub>-0.04</sub>	1.7 <sup>+0.5</sup> <sub>-0.3</sub>	0.51 <sup>+0.04</sup> <sub>-0.04</sub>	3.0 <sup>+0.6</sup> <sub>-0.4</sub>
267	05 38 50.03	-07 20 18.4	0.73 <sup>+0.06</sup> <sub>-0.06</sub>	0.5 <sup>+0.1</sup> <sub>-0.1</sub>	0.94 <sup>+0.09</sup> <sub>-0.07</sub>	1.1 <sup>+0.1</sup> <sub>-0.1</sub>	...	...	0.48 <sup>+0.03</sup> <sub>-0.03</sub>	0.3 <sup>+0.0</sup> <sub>-0.0</sub>	0.79 <sup>+0.07</sup> <sub>-0.06</sub>	1.0 <sup>+0.1</sup> <sub>-0.1</sub>
268	05 38 33.84	-07 17 02.8	0.31 <sup>+0.02</sup> <sub>-0.02</sub>	0.1 <sup>+0.0</sup> <sub>-0.0</sub>	0.39 <sup>+0.02</sup> <sub>-0.02</sub>	0.8 <sup>+0.0</sup> <sub>-0.1</sub>	...	...	0.24 <sup>+0.01</sup> <sub>-0.01</sub>	0.1 <sup>+0.0</sup> <sub>-0.0</sub>	...	...
269	05 38 28.52	-07 10 00.1	0.70 <sup>+0.08</sup> <sub>-0.06</sub>	0.1 <sup>+0.0</sup> <sub>-0.0</sub>	1.02 <sup>+0.12</sup> <sub>-0.10</sub>	0.3 <sup>+0.0</sup> <sub>-0.0</sub>	...	...	0.42 <sup>+0.04</sup> <sub>-0.03</sub>	0.0 <sup>+0.0</sup> <sub>-0.0</sub>	...	...
270	05 38 23.88	-07 07 38.6	0.94 <sup>+0.23</sup> <sub>-0.35</sub>	2.2 <sup>+9.4</sup> <sub>-1.4</sub>	1.10 <sup>+0.15</sup> <sub>-0.39</sub>	3.8 <sup>+11.2</sup> <sub>-2.7</sub>	1.35 <sup>+0.03</sup> <sub>-0.25</sub>	6.5 <sup>+13.4</sup> <sub>-3.5</sub>	0.63 <sup>+0.34</sup> <sub>-0.22</sub>	1.0 <sup>+7.2</sup> <sub>-0.5</sub>	0.96 <sup>+0.22</sup> <sub>-0.32</sub>	2.6 <sup>+8.9</sup> <sub>-1.1</sub>
271	05 38 36.64	-07 10 59.9	0.29 <sup>+0.06</sup> <sub>-0.05</sub>	0.2 <sup>+0.1</sup> <sub>-0.1</sub>	0.36 <sup>+0.07</sup> <sub>-0.06</sub>	0.9 <sup>+0.5</sup> <sub>-0.5</sub>	...	...	0.23 <sup>+0.04</sup> <sub>-0.04</sub>	0.1 <sup>+0.1</sup> <sub>-0.1</sub>	0.32 <sup>+0.08</sup> <sub>-0.03</sub>	0.2 <sup>+0.0</sup> <sub>-0.0</sub>
272	05 38 23.48	-07 04 44.4	0.16 <sup>+0.01</sup> <sub>-0.01</sub>	0.1 <sup>+0.0</sup> <sub>-0.0</sub>	0.20 <sup>+0.01</sup> <sub>-0.01</sub>	0.4 <sup>+0.6</sup> <sub>-0.1</sub>	...	...	0.13 <sup>+0.00</sup> <sub>-0.00</sub>	0.1 <sup>+0.0</sup> <sub>-0.0</sub>	...	...
273	05 38 25.89	-06 59 52.0	0.32 <sup>+0.02</sup> <sub>-0.02</sub>	1.5 <sup>+0.2</sup> <sub>-0.2</sub>	0.32 <sup>+0.01</sup> <sub>-0.01</sub>	2.6 <sup>+0.1</sup> <sub>-0.1</sub>	0.39 <sup>+0.03</sup> <sub>-0.02</sub>	2.5 <sup>+0.4</sup> <sub>-0.3</sub>	0.25 <sup>+0.02</sup> <sub>-0.01</sub>	1.3 <sup>+0.1</sup> <sub>-0.1</sub>	0.34 <sup>+0.02</sup> <sub>-0.03</sub>	2.6 <sup>+0.1</sup> <sub>-0.1</sub>
274	05 38 40.21	-06 56 53.0	0.29 <sup>+0.08</sup> <sub>-0.05</sub>	1.3 <sup>+1.8</sup> <sub>-0.5</sub>	0.29 <sup>+0.05</sup> <sub>-0.04</sub>	2.6 <sup>+1.2</sup> <sub>-0.3</sub>	0.34 <sup>+0.10</sup> <sub>-0.06</sub>	2.1 <sup>+2.5</sup> <sub>-0.6</sub>	0.22 <sup>+0.07</sup> <sub>-0.04</sub>	1.2 <sup>+1.0</sup> <sub>-0.3</sub>	0.27 <sup>+0.09</sup> <sub>-0.03</sub>	2.7 <sup>+1.3</sup> <sub>-0.4</sub>
275	05 38 30.60	-07 01 43.5	0.27 <sup>+0.03</sup> <sub>-0.02</sub>	0.5 <sup>+0.2</sup> <sub>-0.1</sub>	0.27 <sup>+0.04</sup> <sub>-0.04</sub>	1.6 <sup>+0.2</sup> <sub>-0.1</sub>	0.41 <sup>+0.05</sup> <sub>-0.03</sub>	1.2 <sup>+0.4</sup> <sub>-0.1</sub>	0.21 <sup>+0.03</sup> <sub>-0.02</sub>	0.6 <sup>+0.2</sup> <sub>-0.3</sub>	0.29 <sup>+0.03</sup> <sub>-0.03</sub>	1.7 <sup>+0.2</sup> <sub>-0.6</sub>
276	05 38 40.11	-06 59 14.6	1.13 <sup>+0.43</sup> <sub>-0.33</sub>	5.1 <sup>+11.1</sup> <sub>-3.0</sub>	1.19 <sup>+0.05</sup> <sub>-0.31</sub>	8.2 <sup>+10.7</sup> <sub>-4.7</sub>	1.23 <sup>+0.06</sup> <sub>-0.19</sub>	12.2 <sup>+14.9</sup> <sub>-6.2</sub>	0.80 <sup>+0.24</sup> <sub>-0.28</sub>	2.2 <sup>+8.3</sup> <sub>-2.9</sub>	1.13 <sup>+0.30</sup> <sub>-0.30</sub>	5.3 <sup>+10.8</sup> <sub>-2.7</sub>
277	05 39 05.37	-07 11 05.1	0.36 <sup>+0.12</sup> <sub>-0.08</sub>	0.6 <sup>+4.5</sup> <sub>-0.3</sub>	0.39 <sup>+0.10</sup> <sub>-0.07</sub>	1.5 <sup>+3.8</sup> <sub>-0.5</sub>	0.59 <sup>+0.18</sup> <sub>-0.11</sub>	1.8 <sup>+4.2</sup> <sub>-0.5</sub>	0.30 <sup>+0.07</sup> <sub>-0.07</sub>	0.7 <sup>+2.9</sup> <sub>-0.4</sub>	0.38 <sup>+0.10</sup> <sub>-0.06</sub>	1.6 <sup>+3.7</sup> <sub>-0.5</sub>
278	05 39 05.99	-06 55 47.2	0.21 <sup>+0.02</sup> <sub>-0.02</sub>	1.1 <sup>+0.2</sup> <sub>-0.2</sub>	0.22 <sup>+0.01</sup> <sub>-0.01</sub>	2.9 <sup>+0.2</sup> <sub>-0.1</sub>	0.23 <sup>+0.02</sup> <sub>-0.02</sub>	1.7 <sup>+0.3</sup> <sub>-0.2</sub>	0.18 <sup>+0.01</sup> <sub>-0.01</sub>	1.3 <sup>+0.1</sup> <sub>-0.1</sub>	0.20 <sup>+0.02</sup> <sub>-0.00</sub>	3.3 <sup>+0.1</sup> <sub>-0.1</sub>
279	05 39 18.62	-07 00 08.3	1.43 <sup>+0.42</sup> <sub>-0.41</sub>	0.6 <sup>+1.0</sup> <sub>-0.3</sub>	2.02 <sup>+0.14</sup> <sub>-0.49</sub>	1.6 <sup>+1.9</sup> <sub>-0.7</sub>	...	...	1.18 <sup>+0.51</sup> <sub>-0.49</sub>	0.4 <sup>+1.0</sup> <sub>-0.3</sub>	1.64 <sup>+0.34</sup> <sub>-0.46</sub>	1.0 <sup>+1.2</sup> <sub>-0.3</sub>
280	05 39 36.38	-07 00 58.0	0.40 <sup>+0.07</sup> <sub>-0.05</sub>	1.9 <sup>+1.3</sup> <sub>-0.6</sub>	0.38 <sup>+0.04</sup> <sub>-0.04</sub>	2.7 <sup>+1.0</sup> <sub>-0.4</sub>	0.53 <sup>+0.09</sup> <sub>-0.08</sub>	3.7 <sup>+2.2</sup> <sub>-1.1</sub>	0.33 <sup>+0.07</sup> <sub>-0.05</sub>	1.5 <sup>+0.8</sup> <sub>-0.3</sub>	0.41 <sup>+0.06</sup> <sub>-0.05</sub>	2.8 <sup>+1.0</sup> <sub>-0.5</sub>
281	05 39 19.27	-07 06 43.9	0.22 <sup>+0.02</sup> <sub>-0.02</sub>	0.5 <sup>+0.1</sup> <sub>-0.1</sub>	0.25 <sup>+0.01</sup> <sub>-0.02</sub>	2.1 <sup>+0.1</sup> <sub>-0.1</sub>	...	...	0.17 <sup>+0.01</sup> <sub>-0.01</sub>	0.6 <sup>+0.2</sup> <sub>-0.2</sub>	0.22 <sup>+0.01</sup> <sub>-0.01</sub>	1.6 <sup>+0.7</sup> <sub>-0.7</sub>
282	05 39 5											



TABLE 5 – continued

ID	RA (J2000)	DEC J2000	D08		S00		B98		DM97		Pisa11	
			mass ( $M_{\odot}$ )	age (Myr)	mass ( $M_{\odot}$ )	age (Myr)	mass ( $M_{\odot}$ )	age (Myr)	mass ( $M_{\odot}$ )	age (Myr)	mass ( $M_{\odot}$ )	age (Myr)
297	05 38 09.16	-07 05 25.8	1.08 <sup>+0.28</sup> <sub>-0.31</sub>	1.1 <sup>+1.5</sup> <sub>-0.6</sub>	1.42 <sup>+0.15</sup> <sub>-0.41</sub>	2.4 <sup>+2.6</sup> <sub>-1.1</sub>	...	...	0.67 <sup>+0.38</sup> <sub>-0.18</sub>	0.5 <sup>+1.2</sup> <sub>-0.2</sub>	1.16 <sup>+0.26</sup> <sub>-0.33</sub>	1.6 <sup>+1.5</sup> <sub>-0.5</sub>
298	05 38 54.93	-07 07 10.7	0.45 <sup>+0.15</sup> <sub>-0.11</sub>	2.1 <sup>+8.3</sup> <sub>-1.0</sub>	0.42 <sup>+0.12</sup> <sub>-0.08</sub>	2.8 <sup>+6.5</sup> <sub>-0.8</sub>	0.64 <sup>+0.15</sup> <sub>-0.16</sub>	4.7 <sup>+7.8</sup> <sub>-2.1</sub>	0.39 <sup>+0.13</sup> <sub>-0.11</sub>	1.6 <sup>+6.9</sup> <sub>-0.6</sub>	0.46 <sup>+0.13</sup> <sub>-0.10</sub>	2.9 <sup>+7.0</sup> <sub>-0.7</sub>
299	05 35 58.33	-06 22 39.4	0.13 <sup>+0.07</sup> <sub>-0.02</sub>	1.9 <sup>+5.1</sup> <sub>-0.5</sub>	0.12 <sup>+0.05</sup> <sub>-0.01</sub>	4.8 <sup>+4.2</sup> <sub>-0.4</sub>	0.13 <sup>+0.07</sup> <sub>-0.03</sub>	2.4 <sup>+3.2</sup> <sub>-0.5</sub>	0.15 <sup>+0.05</sup> <sub>-0.03</sub>	3.1 <sup>+3.7</sup> <sub>-0.7</sub>	...	...
300	05 35 20.60	-06 17 49.7	0.38 <sup>+0.12</sup> <sub>-0.08</sub>	0.9 <sup>+0.4</sup> <sub>-0.4</sub>	0.39 <sup>+0.10</sup> <sub>-0.06</sub>	1.7 <sup>+0.3</sup> <sub>-0.0</sub>	0.60 <sup>+0.10</sup> <sub>-0.17</sub>	2.3 <sup>+2.3</sup> <sub>-0.7</sub>	0.32 <sup>+0.09</sup> <sub>-0.07</sub>	0.8 <sup>+0.5</sup> <sub>-0.3</sub>	0.40 <sup>+0.10</sup> <sub>-0.07</sub>	1.8 <sup>+0.7</sup> <sub>-0.4</sub>
301	05 35 22.39	-06 20 43.6	0.75 <sup>+0.16</sup> <sub>-0.19</sub>	2.7 <sup>+2.0</sup> <sub>-1.2</sub>	0.78 <sup>+0.15</sup> <sub>-0.20</sub>	4.1 <sup>+2.6</sup> <sub>-1.6</sub>	1.09 <sup>+0.03</sup> <sub>-0.17</sub>	7.2 <sup>+3.5</sup> <sub>-2.7</sub>	0.55 <sup>+0.11</sup> <sub>-0.12</sub>	1.5 <sup>+0.8</sup> <sub>-0.5</sub>	0.76 <sup>+0.14</sup> <sub>-0.18</sub>	3.2 <sup>+1.6</sup> <sub>-1.0</sub>
302	05 35 59.22	-06 16 30.1	4.35 <sup>+0.31</sup> <sub>-0.24</sub>	1.0 <sup>+26.6</sup> <sub>-0.2</sub>	...	...	...	...	...	...	4.44 <sup>+0.40</sup> <sub>-0.28</sub>	0.9 <sup>+11.4</sup> <sub>-0.2</sub>
303	05 36 44.94	-06 16 04.6	0.21 <sup>+0.09</sup> <sub>-0.05</sub>	2.4 <sup>+3.6</sup> <sub>-1.1</sub>	0.19 <sup>+0.06</sup> <sub>-0.04</sub>	4.3 <sup>+1.9</sup> <sub>-1.1</sub>	0.21 <sup>+0.10</sup> <sub>-0.05</sub>	2.9 <sup>+4.7</sup> <sub>-0.9</sub>	0.19 <sup>+0.06</sup> <sub>-0.03</sub>	2.4 <sup>+1.9</sup> <sub>-0.5</sub>	...	...
304	05 42 01.49	-08 06 52.5	0.18 <sup>+0.06</sup> <sub>-0.03</sub>	0.3 <sup>+0.5</sup> <sub>-0.1</sub>	0.21 <sup>+0.05</sup> <sub>-0.04</sub>	1.8 <sup>+0.4</sup> <sub>-1.3</sub>	...	...	0.15 <sup>+0.05</sup> <sub>-0.02</sub>	0.2 <sup>+0.5</sup> <sub>-0.1</sub>	...	...
305	05 42 30.40	-08 09 15.1	4.46 <sup>+0.28</sup> <sub>-0.23</sub>	52.7 <sup>+36.9</sup> <sub>-49.6</sub>	...	...	...	...	...	...	4.66 <sup>+0.60</sup> <sub>-0.34</sub>	1.0 <sup>+21.1</sup> <sub>-0.3</sub>
306	05 42 45.77	-08 05 15.0	2.44 <sup>+0.18</sup> <sub>-0.12</sub>	4.5 <sup>+1.8</sup> <sub>-0.7</sub>	2.31 <sup>+0.26</sup> <sub>-0.05</sub>	5.8 <sup>+4.2</sup> <sub>-1.6</sub>	...	...	2.35 <sup>+0.17</sup> <sub>-0.08</sub>	4.6 <sup>+6.1</sup> <sub>-1.1</sub>	2.29 <sup>+0.27</sup> <sub>-0.04</sub>	5.4 <sup>+11.0</sup> <sub>-1.5</sub>
307	05 42 51.53	-08 07 17.7	0.33 <sup>+0.11</sup> <sub>-0.07</sub>	0.9 <sup>+2.3</sup> <sub>-0.4</sub>	0.35 <sup>+0.08</sup> <sub>-0.07</sub>	1.9 <sup>+1.5</sup> <sub>-0.3</sub>	0.49 <sup>+0.16</sup> <sub>-0.09</sub>	2.0 <sup>+3.0</sup> <sub>-0.6</sub>	0.28 <sup>+0.10</sup> <sub>-0.06</sub>	0.9 <sup>+1.5</sup> <sub>-0.4</sub>	0.36 <sup>+0.10</sup> <sub>-0.07</sub>	1.9 <sup>+1.9</sup> <sub>-0.4</sub>
308	05 43 00.63	-08 08 40.8	1.04 <sup>+0.06</sup> <sub>-0.13</sub>	6.4 <sup>+5.6</sup> <sub>-2.5</sub>	0.47 <sup>+0.06</sup> <sub>-0.12</sub>	9.3 <sup>+7.3</sup> <sub>-3.4</sub>	1.13 <sup>+0.07</sup> <sub>-0.09</sub>	13.9 <sup>+9.1</sup> <sub>-4.5</sub>	0.76 <sup>+0.16</sup> <sub>-0.12</sub>	2.9 <sup>+3.4</sup> <sub>-1.1</sub>	1.03 <sup>+0.06</sup> <sub>-0.12</sub>	6.4 <sup>+5.3</sup> <sub>-2.2</sub>
309	05 41 10.17	-08 05 27.9	0.35 <sup>+0.09</sup> <sub>-0.05</sub>	0.1 <sup>+0.2</sup> <sub>-0.0</sub>	0.10 <sup>+0.01</sup> <sub>-0.07</sub>	0.2 <sup>+0.4</sup> <sub>-0.3</sub>	...	...	0.24 <sup>+0.06</sup> <sub>-0.04</sub>	0.0 <sup>+0.1</sup> <sub>-0.0</sub>	...	...
525	05 36 33.22	-06 08 55.0	...	...	0.10 <sup>+0.00</sup> <sub>-0.00</sub>	0.4 <sup>+0.1</sup> <sub>-0.1</sub>	...	...	0.12 <sup>+0.04</sup> <sub>-0.04</sub>	0.4 <sup>+0.2</sup> <sub>-0.2</sub>	...	...
527	05 36 07.01	-06 01 50.1	0.25 <sup>+0.13</sup> <sub>-0.07</sub>	9.3 <sup>+18.2</sup> <sub>-4.8</sub>	0.20 <sup>+0.08</sup> <sub>-0.05</sub>	9.0 <sup>+8.5</sup> <sub>-2.7</sub>	0.24 <sup>+0.13</sup> <sub>-0.07</sub>	8.6 <sup>+13.0</sup> <sub>-4.2</sub>	0.23 <sup>+0.10</sup> <sub>-0.05</sub>	7.5 <sup>+10.8</sup> <sub>-3.1</sub>	0.24 <sup>+0.13</sup> <sub>-0.12</sub>	9.5 <sup>+14.7</sup> <sub>-2.1</sub>
528	05 36 15.57	-06 00 50.4	0.15 <sup>+0.03</sup> <sub>-0.03</sub>	1.2 <sup>+0.7</sup> <sub>-0.4</sub>	0.14 <sup>+0.02</sup> <sub>-0.02</sub>	4.0 <sup>+0.4</sup> <sub>-1.6</sub>	0.15 <sup>+0.04</sup> <sub>-0.02</sub>	1.6 <sup>+3.8</sup> <sub>-0.2</sub>	0.15 <sup>+0.02</sup> <sub>-0.01</sub>	1.8 <sup>+0.4</sup> <sub>-0.2</sub>	...	...
529	05 35 58.92	-06 02 39.7	0.18 <sup>+0.11</sup> <sub>-0.05</sub>	4.1 <sup>+10.1</sup> <sub>-1.8</sub>	0.16 <sup>+0.07</sup> <sub>-0.03</sub>	6.1 <sup>+4.8</sup> <sub>-1.0</sub>	0.18 <sup>+0.11</sup> <sub>-0.05</sub>	4.2 <sup>+8.6</sup> <sub>-1.5</sub>	0.19 <sup>+0.07</sup> <sub>-0.04</sub>	4.3 <sup>+5.5</sup> <sub>-1.3</sub>	...	...
530	05 36 06.29	-06 03 15.4	0.15 <sup>+0.09</sup> <sub>-0.03</sub>	3.9 <sup>+9.9</sup> <sub>-1.4</sub>	0.12 <sup>+0.06</sup> <sub>-0.01</sub>	6.3 <sup>+7.6</sup> <sub>-0.8</sub>	0.13 <sup>+0.08</sup> <sub>-0.03</sub>	3.8 <sup>+7.0</sup> <sub>-1.1</sub>	0.17 <sup>+0.06</sup> <sub>-0.04</sub>	5.2 <sup>+5.9</sup> <sub>-1.5</sub>	...	...
532	05 36 34.92	-06 08 20.5	0.13 <sup>+0.13</sup> <sub>-0.02</sub>	8.6 <sup>+33.7</sup> <sub>-3.0</sub>	0.11 <sup>+0.09</sup> <sub>-0.01</sub>	9.9 <sup>+25.3</sup> <sub>-1.6</sub>	0.11 <sup>+0.10</sup> <sub>-0.03</sub>	6.5 <sup>+16.9</sup> <sub>-2.6</sub>	0.16 <sup>+0.10</sup> <sub>-0.07</sub>	12.4 <sup>+24.6</sup> <sub>-7.2</sub>	...	...
533	05 35 25.58	-06 13 04.4	0.11 <sup>+0.20</sup> <sub>-0.00</sub>	0.2 <sup>+10.6</sup> <sub>-0.1</sub>	0.12 <sup>+0.01</sup> <sub>-0.01</sub>	0.4 <sup>+9.4</sup> <sub>-0.2</sub>	...	...	0.12 <sup>+0.15</sup> <sub>-0.04</sub>	0.3 <sup>+8.3</sup> <sub>-0.2</sub>	...	...
535	05 35 28.05	-06 21 33.0	0.16 <sup>+0.04</sup> <sub>-0.03</sub>	1.0 <sup>+0.7</sup> <sub>-0.3</sub>	0.16 <sup>+0.02</sup> <sub>-0.02</sub>	3.6 <sup>+0.4</sup> <sub>-1.9</sub>	0.16 <sup>+0.06</sup> <sub>-0.02</sub>	1.4 <sup>+4.4</sup> <sub>-0.2</sub>	0.15 <sup>+0.02</sup> <sub>-0.02</sub>	1.6 <sup>+0.3</sup> <sub>-0.3</sub>	...	...
536	05 35 15.85	-06 09 46.6	0.14 <sup>+0.10</sup> <sub>-0.02</sub>	3.6 <sup>+11.2</sup> <sub>-1.2</sub>	0.12 <sup>+0.06</sup> <sub>-0.01</sub>	6.1 <sup>+7.0</sup> <sub>-0.6</sub>	0.12 <sup>+0.09</sup> <sub>-0.03</sub>	3.7 <sup>+8.7</sup> <sub>-1.1</sub>	0.16 <sup>+0.07</sup> <sub>-0.04</sub>	5.2 <sup>+6.3</sup> <sub>-1.7</sub>	...	...
537	05 35 42.21	-06 11 43.6	0.14 <sup>+0.04</sup> <sub>-0.02</sub>	2.0 <sup>+1.7</sup> <sub>-0.5</sub>	0.13 <sup>+0.03</sup> <sub>-0.01</sub>	4.9 <sup>+1.0</sup> <sub>-0.4</sub>	0.14 <sup>+0.04</sup> <sub>-0.03</sub>	2.4 <sup>+1.7</sup> <sub>-0.5</sub>	0.16 <sup>+0.03</sup> <sub>-0.02</sub>	2.9 <sup>+1.0</sup> <sub>-0.4</sub>	...	...
540	05 35 25.65	-06 18 17.9	0.11 <sup>+0.09</sup> <sub>-0.01</sub>	4.2 <sup>+15.3</sup> <sub>-0.6</sub>	0.13 <sup>+0.05</sup> <sub>-0.02</sub>	16.7 <sup>+19.3</sup> <sub>-6.5</sub>	0.10 <sup>+0.02</sup> <sub>-0.02</sub>	4.2 <sup>+1.9</sup> <sub>-1.1</sub>	0.15 <sup>+0.04</sup> <sub>-0.04</sub>	7.6 <sup>+10.6</sup> <sub>-2.9</sub>	...	...
542	05 34 54.04	-06 23 50.7	0.45 <sup>+0.09</sup> <sub>-0.06</sub>	0.5 <sup>+0.3</sup> <sub>-0.1</sub>	0.51 <sup>+0.10</sup> <sub>-0.06</sub>	1.1 <sup>+0.4</sup> <sub>-0.1</sub>	0.91 <sup>+0.12</sup> <sub>-0.10</sub>	1.8 <sup>+1.0</sup> <sub>-0.4</sub>	0.34 <sup>+0.06</sup> <sub>-0.04</sub>	0.5 <sup>+0.1</sup> <sub>-0.2</sub>	0.47 <sup>+0.09</sup> <sub>-0.06</sub>	1.3 <sup>+0.2</sup> <sub>-0.2</sub>
543	05 34 47.64	-06 19 40.1	0.33 <sup>+0.06</sup> <sub>-0.04</sub>	0.8 <sup>+0.4</sup> <sub>-0.2</sub>	0.35 <sup>+0.04</sup> <sub>-0.06</sub>	1.8 <sup>+0.3</sup> <sub>-0.1</sub>	0.49 <sup>+0.10</sup> <sub>-0.06</sub>	1.9 <sup>+1.0</sup> <sub>-0.5</sub>	0.27 <sup>+0.06</sup> <sub>-0.04</sub>	0.8 <sup>+0.2</sup> <sub>-0.2</sub>	0.36 <sup>+0.05</sup> <sub>-0.05</sub>	1.9 <sup>+0.3</sup> <sub>-0.2</sub>
545	05 34 47.93	-06 21 41.6	0.39 <sup>+0.22</sup> <sub>-0.15</sub>	4.9 <sup>+17.3</sup> <sub>-3.0</sub>	0.33 <sup>+0.19</sup> <sub>-0.10</sub>	5.1 <sup>+14.5</sup> <sub>-2.2</sub>	0.44 <sup>+0.22</sup> <sub>-0.15</sub>	6.6 <sup>+16.2</sup> <sub>-3.6</sub>	0.30 <sup>+0.25</sup> <sub>-0.11</sub>	3.1 <sup>+13.3</sup> <sub>-1.7</sub>	0.39 <sup>+0.21</sup> <sub>-0.11</sub>	5.5 <sup>+14.9</sup> <sub>-1.8</sub>
546	05 34 39.20	-06 21 39.3	0.21 <sup>+0.11</sup> <sub>-0.05</sub>	6.0 <sup>+11.0</sup> <sub>-2.8</sub>	0.17 <sup>+0.06</sup> <sub>-0.04</sub>	7.3 <sup>+5.1</sup> <sub>-1.6</sub>	0.18 <sup>+0.11</sup> <sub>-0.05</sub>	5.4 <sup>+10.1</sup> <sub>-2.2</sub>	0.20 <sup>+0.07</sup> <sub>-0.04</sub>	5.8 <sup>+5.9</sup> <sub>-1.8</sub>	...	...
548	05 34 26.82	-06 26 25.8	0.24 <sup>+0.06</sup> <sub>-0.04</sub>	2.3 <sup>+1.8</sup> <sub>-0.8</sub>	0.22 <sup>+0.04</sup> <sub>-0.04</sub>	4.0 <sup>+1.5</sup> <sub>-0.5</sub>	0.25 <sup>+0.04</sup> <sub>-0.04</sub>	2.9 <sup>+2.2</sup> <sub>-0.8</sub>	0.20 <sup>+0.02</sup> <sub>-0.02</sub>	2.0 <sup>+0.3</sup> <sub>-0.3</sub>	0.23 <sup>+0.06</sup> <sub>-0.02</sub>	4.1 <sup>+1.2</sup> <sub>-0.2</sub>
549	05 34 20.42	-06 31 15.0	0.16 <sup>+0.03</sup> <sub>-0.03</sub>	2.2 <sup>+1.2</sup> <sub>-0.7</sub>	0.14 <sup>+0.02</sup> <sub>-0.02</sub>	4.9 <sup>+0.6</sup> <sub>-0.4</sub>	0.16 <sup>+0.03</sup> <sub>-0.03</sub>	2.7 <sup>+1.3</sup> <sub>-0.6</sub>	0.17 <sup>+0.02</sup> <sub>-0.02</sub>	2.8 <sup>+0.7</sup> <sub>-0.4</sub>	...	...
551	05 36 40.58	-06 10 33.1	0.52 <sup>+0.16</sup> <sub>-0.10</sub>	0.4 <sup>+0.5</sup> <sub>-0.2</sub>	0.60 <sup>+0.19</sup> <sub>-0.10</sub>	1.1 <sup>+0.8</sup> <sub>-0.2</sub>	1.10 <sup>+0.12</sup> <sub>-0.14</sub>	2.0 <sup>+1.4</sup> <sub>-0.6</sub>	0.37 <sup>+0.10</sup> <sub>-0.06</sub>	0.4 <sup>+0.2</sup> <sub>-0.2</sub>	0.55 <sup>+0.16</sup> <sub>-0.09</sub>	1.1 <sup>+0.5</sup> <sub>-0.3</sub>
556	05 35 37.34	-06 21 19.1	0.20 <sup>+0.03</sup> <sub>-0.03</sub>	0.6 <sup>+0.2</sup> <sub>-0.2</sub>	0.22 <sup>+0.03</sup> <sub>-0.03</sub>	2.3 <sup>+0.1</sup> <sub>-0.7</sub>	...	...	0.16 <sup>+0.02</sup> <sub>-0.01</sub>	0.8 <sup>+0.2</sup> <sub>-0.4</sub>	...	...
574	05 35 54.30	-06 23 19.9	...	...	...	...	0.07 <sup>+0.09</sup> <sub>-0.02</sub>	4.4 <sup>+17.8</sup> <sub>-1.2</sub>	0.10 <sup>+0.11</sup> <sub>-0.06</sub>	7.4 <sup>+35.2</sup> <sub>-4.9</sub>	...	...
582	05 35 28.59	-06 30 03.6	0.20 <sup>+0.09</sup> <sub>-0.05</sub>	1.7 <sup>+2.6</sup> <sub>-0.7</sub>	0.19 <sup>+0.06</sup> <sub>-0.04</sub>	3.6 <sup>+1.4</sup> <sub>-1.6</sub>	0.21 <sup>+0.10</sup> <sub>-0.10</sub>	2.1 <sup>+4.4</sup> <sub>-0.5</sub>	0.18 <sup>+0.03</sup> <sub>-0.03</sub>	1.8 <sup>+0.4</sup> <sub>-0.3</sub>	0.23 <sup>+0.08</sup> <sub>-0.02</sub>	4.7 <sup>+2.1</sup> <sub>-0.6</sub>
583	05 34 47.99	-06 39 43.2	0.16 <sup>+0.17</sup> <sub>-0.03</sub>	5.2 <sup>+30.1</sup> <sub>-2.2</sub>	0.13 <sup>+0.12</sup> <sub>-0.02</sub>	7.2 <sup>+18.6</sup> <sub>-1.4</sub>	0.14 <sup>+0.13</sup> <sub>-0.04</sub>	4.6 <sup>+14.8</sup> <sub>-1.7</sub>	0.17 <sup>+0.13</sup> <sub>-0.06</sub>	6.5 <sup>+21.3</sup> <sub>-3.3</sub>	...	...
584	05 36 56.18	-06 27 52.7	0.44 <sup>+0.14</sup> <sub>-0.11</sub>	4.3 <sup>+9.5</sup> <sub>-1.9</sub>	0.37 <sup>+0.10</sup> <sub>-0.06</sub>	4.5 <sup>+5.9</sup> <sub>-1.2</sub>	0.51 <sup>+0.14</sup> <sub>-0.13</sub>	6.6 <sup>+9.6</sup> <sub>-2.9</sub>	0.35 <sup>+0.15</sup> <sub>-0.09</sub>	2.9 <sup>+6.5</sup> <sub>-1.1</sub>	0.43 <sup>+0.12</sup> <sub>-0.10</sub>	4.9 <sup>+7.8</sup> <sub>-1.4</sub>
585	05 37 30.65	-06 29 26.5	0.18 <sup>+0.04</sup> <sub>-0.03</sub>	4.6 <sup>+2.9</sup> <sub>-1.5</sub>	0.15 <sup>+0.03</sup> <sub>-0.02</sub>	6.5 <sup>+1.6</sup> <sub>-0.9</sub>	0.17 <sup>+0.04</sup> <sub>-0.03</sub>	4.5 <sup>+2.6</sup> <sub>-1.1</sub>	0.19 <sup>+0.03</sup> <sub>-0.02</sub>	4.9 <sup>+1.7</sup> <sub>-1.0</sub>	...	...
588	05 37 00.94	-06 33 11.0	0.14 <sup>+0.04</sup> <sub>-0.02</sub>	0.5 <sup>+0.4</sup> <sub>-0.2</sub>	0.15 <sup>+0.03</sup> <sub>-0.02</sub>	0.7 <sup>+2.0</sup> <sub>-0.2</sub>	...	...	0.14 <sup>+0.02</sup> <sub>-0.01</sub>	1.0 <sup>+0.4</sup> <sub>-0.2</sub>	...	...
596	05 35 27.09	-06 45 48.3	0.22 <sup>+0.05</sup> <sub>-0.04</sub>	0.7 <sup>+0.3</sup> <sub>-0.3</sub>	0.24 <sup>+0.04</sup> <sub>-0.04</sub>	2.4 <sup>+0.6</sup> <sub>-0.1</sub>	0.25 <sup>+0.07</sup> <sub>-0.03</sub>	1.2 <sup>+2.1</sup> <sub>-0.1</sub>	0.18 <sup>+0.02</sup> <sub>-0.02</sub>	1.0 <sup>+0.5</sup> <sub>-0.2</sub>	0.22 <sup>+0.05</sup> <sub>-0.01</sub>	2.4 <sup>+0.3</sup> <sub>-0.6</sub>
597	05 35 13.57	-06 48 03.1	0.17 <sup>+0.03</sup> <sub>-0.03</sub>	1.8 <sup>+1.9</sup> <sub>-0.7</sub>	0.15 <sup>+0.02</sup> <sub>-0.02</sub>	4.4 <sup>+0.5</sup> <sub>-0.8</sub>	0.17 <sup>+0.03</sup> <sub>-0.03</sub>	2.3 <sup>+0.4</sup> <sub>-0.4</sub>	0.16 <sup>+0.02</sup> <sub>-0.02</sub>	2.3 <sup>+1.0</sup> <sub>-0.3</sub>	...	...
598	05 35 30.89	-06 50 34.7	0.36 <sup>+0.13</sup> <sub>-0.15</sub>	24.0 <sup>+36.0</sup> <sub>-15.8</sub>	0.25 <sup>+0.12</sup> <sub>-0.08</sub>	16.4 <sup>+24.8</sup> <sub>-8.0</sub>	0.33 <sup>+0.14</sup> <sub>-0.19</sub>	21.8 <sup>+13.6</sup> <sub>-14.0</sub>	0.30 <sup>+0.15</sup> <sub>-0.11</sub>	15.9 <sup>+29.7</sup> <sub>-9.7</sub>	0.33 <sup>+0.14</sup> <sub>-0.08</sub>	20.6 <sup>+33.6</sup> <sub>-9.3</sub>
599	05 37 17.28	-06 36 18.1	0.18 <sup>+0.08</sup> <sub>-0.04</sub>	1.0 <sup>+1.6</sup> <sub>-0.5</sub>	0.17 <sup>+0.06</sup> <sub>-0.03</sub>	3.4 <sup>+0.8</sup> <sub>-2.0</sub>	0.18 <sup>+0.09</sup> <sub>-0.02</sub>	1.5 <sup>+5.4</sup> <sub>-0.2</sub>	0.16 <sup>+0.05</sup> <sub>-0.03</sub>	1.5 <sup>+0.7</sup> <sub>-0.5</sub>	...	...
600	05 37 41.78	-06 39 34.0	0.20 <sup>+0.04</sup> <sub>-0.03</sub>	0.6 <sup>+0.4</sup> <sub>-0.2</sub>	0.21 <sup>+0.03</sup> <sub>-0.03</sub>	2.4 <sup>+0.2</sup> <sub>-0.9</sub>	...	...	0.16 <sup>+0.03</sup> <sub>-0.02</sub>	1.0 <sup>+0.2</sup> <sub>-0.2</sub>	...	...
601	05 37 53.08	-06 35 55.3	0.17 <sup>+0.04</sup> <sub>-0.03</sub>	0.7 <sup>+0.3</sup> <sub>-0.3</sub>	0.17 <sup>+0.04</sup> <sub>-0.03</sub>	2.8 <sup>+0.5</sup> <sub>-1.8</sub>	...	...	0.15 <sup>+0.03</sup> <sub>-0.02</sub>	1.2 <sup>+0.3</sup> <sub>-0.5</sub>	...	...
602	05 38 03.26	-06 41 46.9	0.37 <sup>+0.08</sup> <sub>-0.07</sub>	8.5 <sup>+6.2</sup> <sub>-3.1</sub>	0.29 <sup>+0.04</sup> <sub>-0.04</sub>	7.6 <sup>+2.9</sup> <sub>-1.7</sub>	0.39 <sup>+0.08</sup> <sub>-0.08</sub>	10.0 <sup>+6.6</sup> <sub>-3.7</sub>	0.29 <sup>+0.07</sup> <sub>-0.04</sub>	5.3 <sup>+3.6</sup> <sub>-1.7</sub>	0.36 <sup>+0.07</sup> <sub>-0.06</sub>	8.3 <sup>+4.8</sup> <sub>-2.2</sub>
607	05 36 50.27	-06 41 54.4	0.21 <sup>+0.06</sup> <sub>-0.04</sub>	1.5 <sup>+1.3</sup> <sub>-0.6</sub>	0.18 <sup>+0.06</sup> <sub>-0.02</sub>	3.4 <sup>+0.8</sup> <sub>-1.1</sub>	0.22 <sup>+0.06</sup> <sub>-0.04</sub>	2.0 <sup>+3.2</sup> <sub>-0.4</sub>	0.18 <sup>+0.04</sup> <sub>-0.02</sub>			

TABLE 5 – continued

	D08		S00		B98		DM97		Pisa11			
ID	RA (J2000)	DEC J2000	mass ( $M_\odot$ )	age (Myr)	mass ( $M_\odot$ )	age (Myr)	mass ( $M_\odot$ )	age (Myr)	mass ( $M_\odot$ )	age (Myr)		
636	05 37 40.65	-06 57 50.5	$0.15^{+0.07}_{-0.03}$	$4.0^{+6.2}_{-1.3}$	$0.12^{+0.05}_{-0.01}$	$6.3^{+5.9}_{-0.7}$	$0.13^{+0.06}_{-0.03}$	$3.8^{+5.1}_{-1.1}$	$0.17^{+0.04}_{-0.03}$	$5.3^{+3.6}_{-1.3}$	...	
638	05 37 15.51	-06 59 03.6	$0.90^{+0.13}_{-0.13}$	$2.6^{+1.4}_{-0.8}$	$1.00^{+0.12}_{-0.14}$	$4.2^{+2.2}_{-1.2}$	$1.25^{+0.03}_{-0.06}$	$7.2^{+2.8}_{-1.8}$	$0.61^{+0.10}_{-0.07}$	$1.2^{+0.6}_{-0.3}$	$0.91^{+0.12}_{-0.12}$	$3.0^{+1.3}_{-0.7}$
639	05 37 14.03	-07 03 41.3	$0.44^{+0.06}_{-0.05}$	$1.0^{+0.4}_{-0.3}$	$1.46^{+0.05}_{-0.04}$	$1.7^{+0.4}_{-0.2}$	$0.74^{+0.09}_{-0.09}$	$2.9^{+1.0}_{-0.7}$	$0.36^{+0.04}_{-0.04}$	$0.8^{+0.2}_{-0.1}$	$0.46^{+0.05}_{-0.05}$	$1.8^{+0.3}_{-0.2}$
640	05 37 13.95	-07 03 23.1	$0.33^{+0.06}_{-0.05}$	$1.0^{+0.3}_{-0.3}$	$0.34^{+0.06}_{-0.04}$	$2.1^{+0.4}_{-0.1}$	$0.44^{+0.09}_{-0.06}$	$2.1^{+1.2}_{-0.5}$	$0.26^{+0.06}_{-0.04}$	$1.0^{+0.3}_{-0.2}$	$0.35^{+0.05}_{-0.05}$	$2.1^{+0.4}_{-0.3}$
642	05 36 20.55	-07 05 31.6	$0.46^{+0.06}_{-0.05}$	$1.0^{+0.4}_{-0.3}$	$0.47^{+0.05}_{-0.04}$	$1.7^{+0.4}_{-0.2}$	$0.78^{+0.09}_{-0.09}$	$3.0^{+1.1}_{-0.7}$	$0.37^{+0.04}_{-0.04}$	$0.8^{+0.2}_{-0.1}$	$0.47^{+0.06}_{-0.04}$	$1.7^{+0.3}_{-0.2}$
665	05 38 34.59	-06 57 47.4	$0.12^{+0.23}_{-0.01}$	$0.5^{+15.9}_{-0.2}$	$0.13^{+0.17}_{-0.02}$	$0.7^{+12.8}_{-0.3}$	...	...	$0.13^{+0.17}_{-0.05}$	$1.4^{+12.7}_{-1.1}$	...	...
709	05 38 04.98	-07 16 10.8	$0.45^{+0.11}_{-0.09}$	$1.0^{+0.8}_{-0.4}$	$0.47^{+0.11}_{-0.08}$	$1.7^{+0.9}_{-0.3}$	$0.77^{+0.15}_{-0.14}$	$2.9^{+2.0}_{-1.1}$	$0.36^{+0.08}_{-0.07}$	$0.8^{+0.4}_{-0.2}$	$0.46^{+0.11}_{-0.08}$	$1.7^{+0.7}_{-0.3}$
716	05 40 13.90	-07 19 25.3	$0.79^{+0.10}_{-0.27}$	$7.8^{+20.9}_{-5.0}$	$0.72^{+0.13}_{-0.25}$	$9.2^{+19.1}_{-5.4}$	$0.92^{+0.06}_{-0.23}$	$14.9^{+14.9}_{-8.5}$	$0.66^{+0.13}_{-0.35}$	$4.7^{+16.9}_{-2.8}$	$0.76^{+0.11}_{-0.24}$	$7.6^{+18.6}_{-4.1}$
720	05 39 43.40	-07 20 20.8	$0.46^{+0.33}_{-0.14}$	$0.6^{+0.4}_{-0.3}$	$0.51^{+0.32}_{-0.14}$	$1.2^{+3.3}_{-0.6}$	$0.90^{+0.28}_{-0.22}$	$2.1^{+5.5}_{-0.7}$	$0.35^{+0.22}_{-0.11}$	$0.5^{+0.3}_{-0.3}$	$0.48^{+0.32}_{-0.09}$	$1.3^{+1.1}_{-0.5}$
724	05 40 16.82	-07 19 06.8	$0.20^{+0.12}_{-0.05}$	$0.7^{+2.1}_{-0.4}$	$0.21^{+0.09}_{-0.06}$	$2.5^{+1.4}_{-1.5}$	$0.19^{+0.19}_{-0.02}$	$1.1^{+6.7}_{-0.0}$	$0.16^{+0.10}_{-0.04}$	$1.1^{+1.2}_{-0.7}$	...	...
740	05 39 32.33	-07 22 24.4	$0.91^{+0.08}_{-0.07}$	$26.3^{+13.1}_{-9.1}$	$0.89^{+0.08}_{-0.04}$	$33.2^{+12.8}_{-10.8}$	$0.87^{+0.09}_{-0.03}$	$43.1^{+4.0}_{-12.4}$	$0.93^{+0.05}_{-0.07}$	$15.4^{+12.3}_{-5.9}$	$0.91^{+0.08}_{-0.07}$	$25.2^{+12.7}_{-8.6}$
749	05 39 28.33	-07 24 15.4	...	...	...	...	$0.05^{+0.03}_{-0.01}$	$3.3^{+3.9}_{-0.9}$	$0.06^{+0.04}_{-0.03}$	$4.5^{+6.9}_{-3.1}$	...	...
753	05 38 24.90	-07 44 36.7	$0.14^{+0.11}_{-0.03}$	$13.2^{+35.8}_{-5.6}$	$0.12^{+0.08}_{-0.03}$	$13.2^{+30.5}_{-3.4}$	$0.12^{+0.08}_{-0.04}$	$9.5^{+16.4}_{-4.6}$	$0.17^{+0.09}_{-0.07}$	$17.2^{+28.9}_{-10.5}$	...	...
754	05 40 44.67	-07 29 54.1	$0.40^{+0.32}_{-0.12}$	$0.4^{+2.8}_{-0.2}$	$0.46^{+0.32}_{-0.13}$	$1.0^{+3.4}_{-0.5}$	$0.82^{+0.28}_{-0.14}$	$1.5^{+3.3}_{-0.3}$	$0.31^{+0.22}_{-0.10}$	$0.4^{+0.3}_{-0.3}$	$0.43^{+0.30}_{-0.07}$	$1.2^{+2.5}_{-0.5}$
760	05 40 11.57	-07 30 41.0	$0.26^{+0.29}_{-0.09}$	$0.8^{+17.4}_{-0.5}$	$0.26^{+0.25}_{-0.15}$	$2.1^{+13.6}_{-1.5}$	$0.34^{+0.36}_{-0.11}$	$1.5^{+13.1}_{-0.3}$	$0.20^{+0.27}_{-0.08}$	$1.0^{+13.1}_{-0.7}$	$0.26^{+0.28}_{-0.03}$	$2.3^{+15.8}_{-1.0}$
775	05 38 47.85	-07 44 32.9	$0.16^{+0.04}_{-0.00}$	$0.0^{+0.1}_{-0.0}$	$0.21^{+0.04}_{-0.03}$	$0.1^{+0.2}_{-0.0}$	...	...	$0.12^{+0.03}_{-0.01}$	$0.0^{+0.0}_{-0.0}$	...	...
781	05 40 59.83	-07 43 14.3	$0.14^{+0.07}_{-0.02}$	$2.5^{+5.9}_{-0.9}$	$0.12^{+0.05}_{-0.01}$	$5.2^{+6.4}_{-0.7}$	$0.13^{+0.06}_{-0.03}$	$2.9^{+4.3}_{-0.7}$	$0.16^{+0.04}_{-0.03}$	$3.7^{+4.2}_{-1.0}$	...	...
805	05 39 46.05	-07 53 00.6	$0.19^{+0.04}_{-0.03}$	$1.7^{+0.9}_{-0.5}$	$0.18^{+0.03}_{-0.03}$	$4.0^{+0.4}_{-0.9}$	$0.19^{+0.04}_{-0.03}$	$2.2^{+1.7}_{-0.5}$	$0.17^{+0.02}_{-0.02}$	$2.0^{+0.4}_{-0.2}$	...	...
806	05 39 40.24	-07 48 59.7	$0.12^{+0.07}_{-0.01}$	$4.9^{+10.9}_{-1.2}$	$0.10^{+0.03}_{-0.00}$	$7.1^{+14.0}_{-0.5}$	$0.11^{+0.06}_{-0.02}$	$4.5^{+7.2}_{-1.3}$	$0.16^{+0.09}_{-0.04}$	$7.9^{+5.2}_{-2.5}$	...	...
817	05 42 04.33	-07 52 23.7	$0.21^{+0.08}_{-0.05}$	$1.4^{+2.3}_{-0.7}$	$0.18^{+0.07}_{-0.03}$	$3.2^{+1.4}_{-1.4}$	$0.22^{+0.09}_{-0.04}$	$1.9^{+3.4}_{-0.4}$	$0.18^{+0.05}_{-0.03}$	$1.5^{+1.2}_{-0.6}$	$0.20^{+0.08}_{-0.00}$	$3.6^{+1.7}_{-0.8}$
818	05 41 45.59	-07 55 55.0	$0.32^{+0.13}_{-0.09}$	$8.1^{+12.4}_{-3.8}$	$0.25^{+0.08}_{-0.06}$	$7.9^{+6.3}_{-2.2}$	$0.33^{+0.13}_{-0.10}$	$9.0^{+12.0}_{-4.2}$	$0.26^{+0.11}_{-0.05}$	$5.5^{+8.0}_{-1.9}$	$0.30^{+0.13}_{-0.06}$	$8.3^{+10.0}_{-1.9}$
821	05 41 28.02	-07 49 22.1	$0.26^{+0.03}_{-0.07}$	$63.8^{+24.1}_{-29.9}$	$0.19^{+0.04}_{-0.04}$	$44.7^{+24.2}_{-16.9}$	$0.21^{+0.01}_{-0.06}$	$41.4^{+4.3}_{-19.3}$	$0.24^{+0.03}_{-0.05}$	$52.0^{+21.8}_{-18.8}$	$0.25^{+0.04}_{-0.03}$	$56.1^{+25.6}_{-12.4}$
823	05 41 16.71	-07 51 17.7	$0.19^{+0.05}_{-0.04}$	$4.4^{+4.4}_{-1.7}$	$0.16^{+0.04}_{-0.03}$	$6.2^{+2.7}_{-1.1}$	$0.18^{+0.06}_{-0.04}$	$4.4^{+3.8}_{-1.3}$	$0.19^{+0.03}_{-0.02}$	$4.5^{+2.9}_{-1.2}$	...	...
848	05 42 02.96	-07 56 20.7	$1.33^{+0.47}_{-0.47}$	$3.6^{+7.5}_{-2.4}$	$1.42^{+0.39}_{-0.39}$	$6.5^{+4.1}_{-1.1}$	...	...	$0.95^{+0.42}_{-0.42}$	$1.7^{+1.1}_{-1.1}$	$1.36^{+0.11}_{-0.41}$	$4.0^{+8.1}_{-2.2}$
875	05 42 44.00	-08 09 26.7	$0.51^{+0.32}_{-0.16}$	$0.7^{+7.7}_{-0.4}$	$0.56^{+0.33}_{-0.16}$	$1.4^{+6.9}_{-0.6}$	$0.99^{+0.19}_{-0.24}$	$2.6^{+8.9}_{-1.0}$	$0.38^{+0.24}_{-0.12}$	$0.5^{+6.1}_{-0.3}$	$0.53^{+0.31}_{-0.12}$	$1.4^{+6.7}_{-0.5}$
877	05 42 30.83	-08 09 05.3	$0.29^{+0.07}_{-0.05}$	$0.4^{+0.5}_{-0.2}$	$0.34^{+0.06}_{-0.05}$	$1.3^{+0.5}_{-0.4}$	$0.50^{+0.12}_{-0.07}$	$1.2^{+1.1}_{-0.1}$	$0.24^{+0.07}_{-0.04}$	$0.5^{+0.4}_{-0.3}$	$0.32^{+0.07}_{-0.03}$	$1.4^{+0.5}_{-0.6}$
879	05 42 46.28	-08 18 19.4	$0.23^{+0.12}_{-0.06}$	$0.9^{+5.9}_{-0.5}$	$0.24^{+0.08}_{-0.06}$	$2.6^{+3.8}_{-1.3}$	$0.26^{+0.16}_{-0.06}$	$1.5^{+6.2}_{-0.2}$	$0.18^{+0.10}_{-0.04}$	$1.1^{+4.1}_{-0.7}$	$0.23^{+0.12}_{-0.02}$	$2.8^{+5.4}_{-0.9}$
880	05 42 33.06	-08 09 38.4	$0.22^{+0.28}_{-0.07}$	$1.3^{+18.2}_{-0.8}$	$0.22^{+0.21}_{-0.21}$	$3.1^{+13.3}_{-1.9}$	$0.24^{+0.30}_{-0.06}$	$1.8^{+14.6}_{-0.4}$	$0.18^{+0.27}_{-0.06}$	$1.4^{+13.6}_{-1.0}$	$0.22^{+0.28}_{-0.01}$	$3.4^{+17.0}_{-0.8}$
881	05 43 01.56	-08 06 03.6	...	...	...	...	...	...	$0.11^{+0.08}_{-0.05}$	$2.9^{+7.8}_{-2.1}$	...	...
892	05 43 04.40	-08 18 10.6	$0.35^{+0.07}_{-0.05}$	$1.2^{+1.1}_{-0.4}$	$0.35^{+0.04}_{-0.05}$	$2.2^{+0.8}_{-0.4}$	$0.47^{+0.10}_{-0.07}$	$2.5^{+1.9}_{-0.7}$	$0.28^{+0.07}_{-0.05}$	$1.1^{+0.7}_{-0.3}$	$0.37^{+0.06}_{-0.05}$	$2.2^{+0.9}_{-0.4}$
893	05 43 04.56	-08 16 39.1	$0.53^{+0.17}_{-0.11}$	$2.0^{+4.2}_{-0.8}$	$0.50^{+0.16}_{-0.09}$	$2.7^{+4.2}_{-0.7}$	$0.82^{+0.11}_{-0.17}$	$5.4^{+6.2}_{-2.1}$	$0.43^{+0.14}_{-0.09}$	$1.4^{+2.6}_{-0.4}$	$0.53^{+0.16}_{-0.10}$	$2.7^{+3.4}_{-0.6}$
894	05 42 57.21	-08 18 28.6	$0.28^{+0.15}_{-0.08}$	$4.6^{+13.4}_{-2.4}$	$0.24^{+0.08}_{-0.07}$	$5.8^{+7.0}_{-1.8}$	$0.28^{+0.15}_{-0.08}$	$5.2^{+11.3}_{-2.3}$	$0.23^{+0.12}_{-0.05}$	$3.5^{+8.4}_{-1.3}$	$0.27^{+0.13}_{-0.04}$	$5.7^{+10.7}_{-1.2}$
895	05 42 51.14	-08 21 16.1	$0.20^{+0.14}_{-0.05}$	$6.3^{+20.7}_{-3.2}$	$0.16^{+0.09}_{-0.04}$	$7.6^{+11.9}_{-2.0}$	$0.17^{+0.13}_{-0.05}$	$5.3^{+13.8}_{-2.2}$	$0.20^{+0.10}_{-0.05}$	$6.3^{+13.9}_{-2.6}$	...	...
899	05 42 45.03	-08 33 36.2	$0.30^{+0.08}_{-0.08}$	$0.4^{+2.2}_{-0.2}$	$0.35^{+0.08}_{-0.08}$	$1.3^{+0.7}_{-0.7}$	$0.53^{+0.36}_{-0.10}$	$1.2^{+3.6}_{-0.1}$	$0.25^{+0.13}_{-0.07}$	$0.5^{+1.4}_{-0.4}$	$0.33^{+0.15}_{-0.05}$	$1.3^{+1.9}_{-0.6}$
902	05 41 42.45	-08 37 07.1	$2.39^{+0.48}_{-0.83}$	$0.4^{+2.8}_{-0.2}$	$2.94^{+0.25}_{-0.75}$	$1.2^{+3.5}_{-0.7}$	...	...	$2.22^{+0.40}_{-0.97}$	$0.4^{+2.5}_{-0.2}$	$2.76^{+0.32}_{-0.78}$	$0.7^{+2.9}_{-0.3}$
905	05 42 05.48	-08 38 28.5	$0.38^{+0.29}_{-0.11}$	$0.2^{+2.0}_{-0.1}$	$0.46^{+0.32}_{-0.13}$	$0.9^{+2.4}_{-0.5}$	$0.85^{+0.31}_{-0.16}$	$1.0^{+4.0}_{-0.0}$	$0.29^{+0.19}_{-0.09}$	$0.1^{+1.9}_{-0.1}$	$0.41^{+0.29}_{-0.05}$	$0.9^{+1.8}_{-0.4}$
908	05 41 53.68	-08 37 43.1	$0.14^{+0.12}_{-0.02}$	$0.1^{+1.1}_{-0.1}$	$0.17^{+0.10}_{-0.04}$	$0.3^{+1.8}_{-0.1}$	...	...	$0.12^{+0.09}_{-0.03}$	$0.1^{+0.8}_{-0.1}$	...	...
913	05 41 22.95	-08 39 10.6	$0.34^{+0.07}_{-0.05}$	$0.3^{+0.2}_{-0.1}$	$0.40^{+0.07}_{-0.05}$	$1.0^{+0.2}_{-0.2}$	$0.69^{+0.12}_{-0.03}$	$1.1^{+0.6}_{-0.1}$	$0.27^{+0.05}_{-0.04}$	$0.2^{+0.2}_{-0.3}$	$0.37^{+0.06}_{-0.03}$	$1.1^{+0.2}_{-0.5}$
918	05 41 30.50	-08 43 58.9	...	...	$0.15^{+0.03}_{-0.03}$	$51.3^{+27.0}_{-18.8}$	$0.08^{+0.07}_{-0.02}$	$6.5^{+15.7}_{-2.2}$	$0.13^{+0.06}_{-0.06}$	$13.2^{+8.6}_{-8.6}$	...	...
920	05 42 46.09	-08 40 00.8	$1.12^{+0.32}_{-0.34}$	$0.7^{+0.9}_{-0.3}$	$1.55^{+0.20}_{-0.47}$	$1.6^{+1.8}_{-0.7}$	...	...	$0.70^{+0.45}_{-0.20}$	$0.3^{+0.7}_{-0.2}$	$1.23^{+0.32}_{-0.33}$	$1.1^{+1.0}_{-0.3}$
924	05 43 03.92	-08 39 09.3	$0.37^{+0.10}_{-0.06}$	$0.4^{+1.0}_{-0.1}$	$0.43^{+0.09}_{-0.06}$	$1.1^{+0.9}_{-0.2}$	$0.74^{+0.16}_{-0.10}$	$1.4^{+2.0}_{-0.2}$	$0.29^{+0.08}_{-0.05}$	$0.4^{+0.7}_{-0.3}$	$0.40^{+0.10}_{-0.04}$	$1.2^{+0.9}_{-0.4}$
927	05 42 40.81	-08 40 08.7	$0.35^{+0.11}_{-0.07}$	$1.0^{+1.2}_{-0.4}$	$0.36^{+0.08}_{-0.07}$	$2.0^{+1.0}_{-0.3}$	$0.50^{+0.16}_{-0.08}$	$2.3^{+2.5}_{-0.7}$	$0.29^{+0.10}_{-0.07}$	$0.9^{+0.7}_{-0.4}$	$0.37^{+0.10}_{-0.07}$	$2.0^{+0.9}_{-0.4}$
932	05 42 47.50	-08 38 04.1	$0.13^{+0.31}_{-0.02}$	$0.4^{+21.1}_{-0.3}$	$0.13^{+0.26}_{-0.02}$	$0.6^{+17.0}_{-0.5}$	...	...	$0.13^{+0.25}_{-0.05}$	$0.9^{+16.9}_{-0.8}$	...	...
943	05 42 38.32	-08 41 02.0	$0.38^{+0.10}_{-0.07}$	$0.7^{+0.6}_{-0.3}$	$0.41^{+0.06}_{-0.06}$	$1.5^{+0.6}_{-0.2}$	$0.64^{+0.16}_{-0.09}$	$2.1^{+1.7}_{-0.6}$	$0.32^{+0.07}_{-0.06}$	$0.7^{+0.3}_{-0.2}$	$0.41^{+0.09}_{-0.06}$	$1.6^{+0.5}_{-0.3}$
945	05 42 34.55	-08 53 38.4	$0.33^{+0.26}_{-0.14}$	$3.8^{+24.0}_{-2.5}$	$0.30^{+0.22}_{-0.11}$	$4.6^{+19.9}_{-2.3}$	$0.36^{+0.25}_{-0.11}$	$4.9^{+17.3}_{-2.5}$	$0.26^{+0.29}_{-0.11}$	$2.6^{+19.4}_{-1.6}$	$0.33^{+0.25}_{-0.08}$	$4.7^{+20.6}_{-1.0}$
947	05 37 13.26	-06 35 00.3	$1.96^{+0.16}_{-0.09}$	$6.5^{+1.8}_{-1.2}$	$1.98^{+0.17}_{-0.08}$	$7.2^{+2.3}_{-1.7}$	...	...	$1.95^{+0.21}_{-0.10}$	$6.0^{+2.4}_{-2.0}$	$1.98^{+0.14}_{-0.11}$	$6.6^{+1.9}_{-1.4}$
963	05 43 43.61	-08 34 16.5	$0.55^{+0.16}_{-0.09}$	$1.3^{+1.3}_{-0.4}$	$0.57^{+0.17}_{-0.08}$	$2.1^{+1.8}_{-0.5}$	$0.96^{+0.10}_{-0.14}$	$4.3^{+2.6}_{-1.4}$	$0.42^{+0.10}_{-0.06$			

TABLE 5 – continued

ID	RA (J2000)	DEC J2000	D08		S00		B98		DM97		Pisa11	
			mass ( $M_{\odot}$ )	age (Myr)	mass ( $M_{\odot}$ )	age (Myr)	mass ( $M_{\odot}$ )	age (Myr)	mass ( $M_{\odot}$ )	age (Myr)	mass ( $M_{\odot}$ )	age (Myr)
982	05 34 22.56	-06 20 29.1	0.21 $^{+0.03}_{-0.03}$	0.7 $^{+0.3}_{-0.2}$	0.22 $^{+0.03}_{-0.04}$	2.5 $^{+0.2}_{-0.6}$	0.22 $^{+0.06}_{-0.02}$	1.2 $^{+1.5}_{-0.1}$	0.17 $^{+0.02}_{-0.02}$	1.0 $^{+0.1}_{-0.4}$	0.20 $^{+0.04}_{-0.00}$	2.4 $^{+0.3}_{-0.2}$
983	05 35 07.15	-06 18 16.3	0.22 $^{+0.06}_{-0.04}$	0.9 $^{+0.8}_{-0.3}$	0.23 $^{+0.04}_{-0.04}$	2.6 $^{+0.5}_{-0.8}$	0.25 $^{+0.08}_{-0.03}$	1.4 $^{+3.4}_{-0.2}$	0.18 $^{+0.05}_{-0.03}$	1.1 $^{+0.4}_{-0.4}$	0.22 $^{+0.07}_{-0.01}$	2.7 $^{+0.5}_{-0.3}$
984	05 35 11.11	-06 20 14.2	0.33 $^{+0.08}_{-0.06}$	2.1 $^{+1.5}_{-0.7}$	0.31 $^{+0.05}_{-0.04}$	3.1 $^{+0.9}_{-0.4}$	0.38 $^{+0.10}_{-0.07}$	3.1 $^{+2.5}_{-1.0}$	0.26 $^{+0.08}_{-0.04}$	1.6 $^{+0.9}_{-0.7}$	0.34 $^{+0.07}_{-0.06}$	3.1 $^{+1.1}_{-0.3}$
985	05 34 48.11	-06 18 11.5	0.33 $^{+0.06}_{-0.04}$	2.5 $^{+1.2}_{-0.7}$	0.31 $^{+0.03}_{-0.03}$	3.5 $^{+1.4}_{-0.4}$	0.38 $^{+0.07}_{-0.05}$	3.7 $^{+1.9}_{-1.0}$	0.26 $^{+0.05}_{-0.03}$	1.9 $^{+0.7}_{-0.3}$	0.34 $^{+0.05}_{-0.05}$	3.6 $^{+0.9}_{-0.3}$
986	05 35 02.79	-06 23 59.8	0.19 $^{+0.04}_{-0.03}$	1.0 $^{+0.6}_{-0.3}$	0.18 $^{+0.05}_{-0.02}$	3.0 $^{+0.4}_{-1.2}$	0.20 $^{+0.06}_{-0.03}$	1.4 $^{+3.1}_{-0.2}$	0.17 $^{+0.03}_{-0.02}$	1.4 $^{+0.3}_{-0.3}$	...	...
988	05 34 32.87	-06 24 43.9	0.19 $^{+0.04}_{-0.03}$	1.7 $^{+0.9}_{-0.5}$	0.18 $^{+0.03}_{-0.03}$	4.0 $^{+0.5}_{-0.8}$	0.19 $^{+0.04}_{-0.03}$	2.2 $^{+1.4}_{-0.5}$	0.17 $^{+0.02}_{-0.02}$	2.0 $^{+0.4}_{-0.2}$	...	...
989	05 34 48.31	-06 22 42.7	0.15 $^{+0.04}_{-0.02}$	1.0 $^{+0.8}_{-0.3}$	0.14 $^{+0.03}_{-0.02}$	3.7 $^{+0.4}_{-2.2}$	0.14 $^{+0.06}_{-0.01}$	1.5 $^{+3.9}_{-0.2}$	0.15 $^{+0.02}_{-0.02}$	1.7 $^{+0.4}_{-0.3}$	...	...
990	05 35 07.36	-06 26 33.9	0.15 $^{+0.04}_{-0.03}$	1.3 $^{+1.0}_{-0.4}$	0.14 $^{+0.03}_{-0.02}$	4.1 $^{+0.4}_{-0.9}$	0.15 $^{+0.05}_{-0.02}$	1.7 $^{+4.2}_{-0.2}$	0.15 $^{+0.02}_{-0.02}$	1.9 $^{+0.4}_{-0.2}$	...	...
991	05 35 07.33	-06 18 55.2	0.21 $^{+0.05}_{-0.05}$	6.0 $^{+12.0}_{-2.7}$	0.17 $^{+0.04}_{-0.04}$	7.3 $^{+5.9}_{-1.5}$	0.18 $^{+0.11}_{-0.05}$	5.3 $^{+10.5}_{-2.0}$	0.20 $^{+0.04}_{-0.04}$	5.7 $^{+6.5}_{-1.9}$	...	...
999	05 34 15.59	-06 24 16.7	0.24 $^{+0.11}_{-0.06}$	3.7 $^{+6.0}_{-1.7}$	0.22 $^{+0.06}_{-0.05}$	5.1 $^{+3.0}_{-1.0}$	0.25 $^{+0.12}_{-0.06}$	4.2 $^{+6.8}_{-1.6}$	0.21 $^{+0.08}_{-0.04}$	3.0 $^{+3.3}_{-0.8}$	0.24 $^{+0.11}_{-0.02}$	5.2 $^{+4.3}_{-0.4}$
1003	05 36 57.36	-06 18 45.1	0.18 $^{+0.04}_{-0.03}$	0.5 $^{+0.2}_{-0.2}$	0.20 $^{+0.03}_{-0.03}$	2.3 $^{+1.2}_{-1.3}$	...	...	0.15 $^{+0.02}_{-0.02}$	0.5 $^{+0.2}_{-0.2}$	...	...
1004	05 36 36.85	-06 09 54.9	0.28 $^{+0.08}_{-0.06}$	2.4 $^{+2.3}_{-0.9}$	0.26 $^{+0.05}_{-0.05}$	3.9 $^{+1.2}_{-0.7}$	0.29 $^{+0.10}_{-0.06}$	3.2 $^{+3.1}_{-1.0}$	0.22 $^{+0.06}_{-0.04}$	1.9 $^{+1.3}_{-0.4}$	0.28 $^{+0.08}_{-0.04}$	3.9 $^{+1.6}_{-0.3}$
1005	05 36 29.80	-06 14 19.6	0.15 $^{+0.03}_{-0.02}$	1.0 $^{+0.6}_{-0.3}$	0.14 $^{+0.03}_{-0.02}$	3.6 $^{+0.4}_{-2.3}$	0.14 $^{+0.06}_{-0.01}$	1.4 $^{+5.0}_{-0.2}$	0.15 $^{+0.02}_{-0.01}$	1.7 $^{+0.3}_{-0.2}$	...	...
1007	05 36 50.36	-06 23 09.1	0.18 $^{+0.06}_{-0.04}$	3.4 $^{+3.7}_{-1.3}$	0.15 $^{+0.03}_{-0.03}$	5.6 $^{+0.7}_{-0.7}$	0.18 $^{+0.06}_{-0.04}$	3.7 $^{+1.2}_{-1.1}$	0.18 $^{+0.04}_{-0.03}$	3.8 $^{+1.8}_{-0.8}$	...	...
1016	05 35 41.01	-06 26 50.4	1.42 $^{+0.09}_{-0.26}$	4.7 $^{+7.0}_{-2.4}$	1.42 $^{+0.11}_{-0.21}$	8.3 $^{+9.0}_{-3.9}$	1.34 $^{+0.03}_{-0.16}$	12.7 $^{+10.1}_{-5.1}$	1.28 $^{+0.13}_{-0.41}$	3.0 $^{+7.0}_{-1.8}$	1.44 $^{+0.10}_{-0.25}$	5.2 $^{+7.5}_{-2.5}$
1023	05 35 03.65	-06 27 55.5	0.17 $^{+0.04}_{-0.03}$	0.9 $^{+0.7}_{-0.3}$	0.17 $^{+0.04}_{-0.02}$	3.4 $^{+0.3}_{-1.6}$	0.17 $^{+0.07}_{-0.02}$	1.4 $^{+5.0}_{-0.2}$	0.16 $^{+0.02}_{-0.02}$	1.4 $^{+0.3}_{-0.3}$	...	...
1024	05 34 49.59	-06 32 59.4	0.17 $^{+0.09}_{-0.04}$	2.7 $^{+4.9}_{-1.1}$	0.15 $^{+0.06}_{-0.03}$	5.1 $^{+2.4}_{-0.6}$	0.18 $^{+0.09}_{-0.05}$	3.2 $^{+4.9}_{-1.0}$	0.17 $^{+0.05}_{-0.03}$	3.1 $^{+2.5}_{-0.7}$	...	...
1025	05 35 33.05	-06 27 28.9	0.20 $^{+0.11}_{-0.05}$	7.2 $^{+13.6}_{-3.3}$	0.16 $^{+0.06}_{-0.03}$	8.4 $^{+6.8}_{-1.9}$	0.17 $^{+0.11}_{-0.04}$	5.8 $^{+11.0}_{-2.2}$	0.20 $^{+0.07}_{-0.04}$	7.3 $^{+7.8}_{-2.5}$	...	...
1039	05 38 23.66	-06 37 44.4	1.70 $^{+2.9}_{-1.0}$	1.9 $^{+2.9}_{-1.0}$	1.82 $^{+0.29}_{-0.29}$	4.2 $^{+2.0}_{-2.0}$	...	...	1.51 $^{+0.56}_{-0.56}$	1.4 $^{+0.8}_{-0.8}$	1.79 $^{+0.04}_{-0.36}$	2.5 $^{+3.4}_{-1.1}$
1040	05 37 58.88	-06 43 31.3	0.15 $^{+0.02}_{-0.02}$	0.3 $^{+0.2}_{-0.1}$	0.17 $^{+0.02}_{-0.02}$	0.6 $^{+0.2}_{-0.2}$	...	...	0.14 $^{+0.01}_{-0.01}$	0.2 $^{+0.2}_{-0.0}$	...	...
1042	05 37 59.80	-06 42 05.4	0.24 $^{+0.05}_{-0.04}$	0.5 $^{+0.4}_{-0.2}$	0.25 $^{+0.04}_{-0.03}$	2.0 $^{+0.2}_{-0.4}$	0.29 $^{+0.08}_{-0.02}$	1.1 $^{+1.8}_{-0.0}$	0.18 $^{+0.04}_{-0.02}$	0.6 $^{+0.3}_{-0.4}$	0.24 $^{+0.06}_{-0.02}$	1.9 $^{+0.3}_{-0.9}$
1043	05 37 45.37	-06 38 13.1	0.30 $^{+0.10}_{-0.06}$	1.2 $^{+2.1}_{-0.5}$	0.30 $^{+0.06}_{-0.05}$	2.3 $^{+1.4}_{-0.4}$	0.37 $^{+0.13}_{-0.07}$	2.1 $^{+3.1}_{-0.6}$	0.23 $^{+0.09}_{-0.05}$	1.1 $^{+1.2}_{-0.4}$	0.28 $^{+0.11}_{-0.04}$	1.6 $^{+1.6}_{-0.6}$
1044	05 38 04.98	-06 38 25.6	0.21 $^{+0.07}_{-0.05}$	0.5 $^{+0.7}_{-0.3}$	0.23 $^{+0.05}_{-0.05}$	2.3 $^{+0.4}_{-1.1}$	...	...	0.17 $^{+0.06}_{-0.03}$	0.7 $^{+0.5}_{-0.4}$	0.21 $^{+0.08}_{-0.00}$	2.5 $^{+1.0}_{-0.6}$
1045	05 38 02.55	-06 42 31.9	0.30 $^{+0.05}_{-0.05}$	2.0 $^{+0.6}_{-0.6}$	0.29 $^{+0.04}_{-0.04}$	3.3 $^{+0.8}_{-0.3}$	0.33 $^{+0.08}_{-0.05}$	2.9 $^{+1.9}_{-0.8}$	0.23 $^{+0.03}_{-0.03}$	1.6 $^{+0.3}_{-0.3}$	0.31 $^{+0.06}_{-0.05}$	3.3 $^{+0.9}_{-0.2}$
1047	05 38 02.49	-06 40 56.8	0.17 $^{+0.05}_{-0.03}$	2.1 $^{+2.1}_{-0.8}$	0.15 $^{+0.04}_{-0.03}$	4.6 $^{+1.1}_{-0.6}$	0.17 $^{+0.05}_{-0.03}$	2.6 $^{+2.7}_{-0.6}$	0.17 $^{+0.03}_{-0.02}$	2.5 $^{+1.1}_{-0.4}$	...	...
1053	05 37 18.90	-06 47 03.8	0.17 $^{+0.05}_{-0.03}$	1.5 $^{+1.4}_{-0.6}$	0.16 $^{+0.04}_{-0.03}$	4.1 $^{+0.7}_{-1.3}$	0.17 $^{+0.06}_{-0.03}$	2.0 $^{+3.6}_{-0.4}$	0.16 $^{+0.03}_{-0.02}$	2.0 $^{+0.7}_{-0.3}$	...	...
1054	05 37 16.86	-06 47 50.5	0.13 $^{+0.07}_{-0.02}$	2.0 $^{+4.0}_{-0.7}$	0.12 $^{+0.05}_{-0.01}$	4.9 $^{+2.1}_{-0.4}$	0.13 $^{+0.07}_{-0.03}$	2.5 $^{+3.7}_{-0.6}$	0.15 $^{+0.04}_{-0.03}$	3.2 $^{+2.2}_{-0.8}$	...	...
1065	05 37 55.01	-06 44 58.8	0.28 $^{+0.05}_{-0.04}$	0.7 $^{+0.4}_{-0.2}$	0.26 $^{+0.06}_{-0.01}$	1.8 $^{+0.2}_{-0.2}$	0.39 $^{+0.07}_{-0.03}$	1.4 $^{+0.7}_{-0.2}$	0.22 $^{+0.05}_{-0.03}$	0.8 $^{+0.2}_{-0.3}$	0.30 $^{+0.05}_{-0.04}$	2.0 $^{+0.2}_{-0.5}$
1072	05 37 59.03	-06 58 46.0	0.17 $^{+0.03}_{-0.02}$	0.1 $^{+0.1}_{-0.1}$	0.21 $^{+0.02}_{-0.02}$	0.3 $^{+0.1}_{-0.1}$	...	...	0.14 $^{+0.01}_{-0.01}$	0.1 $^{+0.1}_{-0.0}$	...	...
1073	05 37 49.34	-06 51 37.1	0.27 $^{+0.05}_{-0.04}$	0.9 $^{+0.6}_{-0.3}$	0.27 $^{+0.05}_{-0.02}$	2.2 $^{+0.3}_{-0.1}$	0.34 $^{+0.07}_{-0.04}$	1.6 $^{+1.0}_{-0.3}$	0.21 $^{+0.05}_{-0.03}$	1.0 $^{+0.3}_{-0.3}$	0.27 $^{+0.07}_{-0.03}$	2.3 $^{+0.3}_{-0.5}$
1077	05 37 32.29	-07 04 58.7	0.31 $^{+0.05}_{-0.04}$	0.9 $^{+0.3}_{-0.2}$	0.29 $^{+0.06}_{-0.02}$	1.9 $^{+0.2}_{-0.1}$	0.42 $^{+0.07}_{-0.04}$	1.8 $^{+0.7}_{-0.4}$	0.25 $^{+0.05}_{-0.03}$	0.9 $^{+0.2}_{-0.2}$	0.33 $^{+0.05}_{-0.04}$	2.1 $^{+0.2}_{-0.2}$
1110	05 39 38.68	-07 45 05.2	0.22 $^{+0.05}_{-0.03}$	1.0 $^{+0.6}_{-0.3}$	0.22 $^{+0.03}_{-0.03}$	2.8 $^{+0.4}_{-0.7}$	0.24 $^{+0.05}_{-0.03}$	1.5 $^{+1.7}_{-0.2}$	0.18 $^{+0.03}_{-0.02}$	1.2 $^{+0.3}_{-0.3}$	0.21 $^{+0.05}_{-0.01}$	3.1 $^{+0.3}_{-0.7}$
1113	05 40 51.78	-07 37 13.5	1.57 $^{+0.09}_{-0.08}$	8.2 $^{+1.8}_{-1.5}$	1.43 $^{+0.05}_{-0.05}$	12.9 $^{+1.4}_{-1.4}$	1.38 $^{+0.01}_{-0.02}$	16.5 $^{+1.0}_{-0.4}$	1.53 $^{+0.07}_{-0.10}$	8.2 $^{+2.4}_{-1.2}$	1.50 $^{+0.08}_{-0.07}$	9.7 $^{+1.7}_{-1.6}$
1114	05 41 16.32	-07 35 35.9	0.21 $^{+0.05}_{-0.04}$	0.3 $^{+0.1}_{-0.1}$	0.25 $^{+0.04}_{-0.04}$	1.7 $^{+0.9}_{-0.9}$	...	...	0.16 $^{+0.02}_{-0.02}$	0.2 $^{+0.1}_{-0.1}$	...	...
1115	05 41 10.70	-07 38 45.2	0.29 $^{+0.04}_{-0.03}$	1.0 $^{+0.6}_{-0.3}$	0.30 $^{+0.03}_{-0.03}$	2.2 $^{+0.4}_{-0.2}$	0.36 $^{+0.06}_{-0.04}$	1.9 $^{+0.9}_{-0.4}$	0.22 $^{+0.04}_{-0.03}$	1.1 $^{+0.3}_{-0.2}$	0.27 $^{+0.06}_{-0.02}$	2.4 $^{+0.4}_{-0.3}$
1118	05 40 49.33	-07 46 32.7	0.50 $^{+0.38}_{-0.20}$	0.8 $^{+9.8}_{-0.6}$	0.54 $^{+0.39}_{-0.21}$	1.5 $^{+10.0}_{-0.9}$	0.94 $^{+0.22}_{-0.24}$	3.0 $^{+12.4}_{-1.3}$	0.38 $^{+0.32}_{-0.16}$	0.6 $^{+6.5}_{-0.4}$	0.52 $^{+0.37}_{-0.13}$	1.6 $^{+8.5}_{-0.5}$
1131	05 42 01.52	-07 56 15.2	0.29 $^{+0.07}_{-0.05}$	1.7 $^{+2.0}_{-0.6}$	0.28 $^{+0.04}_{-0.04}$	3.0 $^{+1.3}_{-0.4}$	0.33 $^{+0.09}_{-0.06}$	2.5 $^{+2.6}_{-0.7}$	0.23 $^{+0.06}_{-0.04}$	1.4 $^{+1.1}_{-0.3}$	0.30 $^{+0.07}_{-0.05}$	3.0 $^{+1.5}_{-0.4}$
1141	05 42 48.13	-08 16 24.9	0.60 $^{+0.13}_{-0.10}$	1.4 $^{+1.0}_{-0.6}$	0.64 $^{+0.14}_{-0.09}$	2.3 $^{+1.3}_{-0.8}$	1.04 $^{+0.10}_{-0.17}$	4.5 $^{+1.9}_{-1.7}$	0.45 $^{+0.08}_{-0.07}$	0.8 $^{+0.4}_{-0.3}$	0.62 $^{+0.12}_{-0.10}$	2.0 $^{+0.6}_{-0.6}$
1143	05 42 56.24	-08 15 06.6	0.34 $^{+0.08}_{-0.08}$	1.2 $^{+3.7}_{-0.7}$	0.34 $^{+0.10}_{-0.12}$	2.2 $^{+0.8}_{-0.8}$	0.45 $^{+0.10}_{-0.10}$	2.4 $^{+5.1}_{-0.9}$	0.27 $^{+0.13}_{-0.07}$	1.1 $^{+0.3}_{-0.6}$	0.36 $^{+0.12}_{-0.08}$	2.3 $^{+0.8}_{-0.8}$
1144	05 42 43.07	-08 18 35.0	1.23 $^{+0.07}_{-0.09}$	12.0 $^{+5.9}_{-4.3}$	1.14 $^{+0.17}_{-0.15}$	19.2 $^{+6.5}_{-6.0}$	1.09 $^{+0.03}_{-0.03}$	27.1 $^{+8.1}_{-8.1}$	1.26 $^{+0.04}_{-0.14}$	9.1 $^{+6.3}_{-3.9}$	1.21 $^{+0.09}_{-0.09}$	13.0 $^{+6.1}_{-4.7}$
1145	05 42 34.07	-08 15 29.6	0.30 $^{+0.23}_{-0.10}$	1.7 $^{+7.0}_{-1.1}$	0.29 $^{+0.17}_{-0.09}$	3.0 $^{+6.0}_{-1.5}$	0.34 $^{+0.28}_{-0.08}$	2.6 $^{+10.5}_{-0.9}$	0.23 $^{+0.22}_{-0.08}$	1.4 $^{+4.9}_{-0.9}$	0.30 $^{+0.21}_{-0.06}$	3.0 $^{+5.4}_{-1.1}$
1147	05 42 48.97	-08 15 00.4	0.46 $^{+0.12}_{-0.09}$	3.2 $^{+4.2}_{-1.4}$	0.41 $^{+0.09}_{-0.06}$	3.6 $^{+3.1}_{-1.0}$	0.60 $^{+0.13}_{-0.12}$	5.9 $^{+5.6}_{-2.5}$	0.40 $^{+0.11}_{-0.09}$	2.3 $^{+3.0}_{-0.9}$	0.46 $^{+0.10}_{-0.08}$	3.8 $^{+3.4}_{-1.1}$
11												

TABLE 5 – continued

ID	RA (J2000)	DEC J2000	D08		S00		B98		DM97		Pisa11	
			mass ( $M_{\odot}$ )	age (Myr)	mass ( $M_{\odot}$ )	age (Myr)	mass ( $M_{\odot}$ )	age (Myr)	mass ( $M_{\odot}$ )	age (Myr)	mass ( $M_{\odot}$ )	age (Myr)
1197	05 39 58.26	-07 37 12.7	1.45 $^{+0.10}_{-0.27}$	2.4 $^{+2.5}_{-1.0}$	1.60 $^{+0.06}_{-0.18}$	4.9 $^{+4.0}_{-1.9}$	...	...	1.15 $^{+0.28}_{-0.36}$	1.5 $^{+2.4}_{-0.7}$	1.51 $^{+0.09}_{-0.25}$	2.9 $^{+2.8}_{-1.0}$
1198	05 42 49.13	-08 20 37.1	0.31 $^{+0.06}_{-0.05}$	1.5 $^{+1.3}_{-0.8}$	0.31 $^{+0.04}_{-0.14}$	2.6 $^{+0.9}_{-0.9}$	0.37 $^{+0.10}_{-0.06}$	2.5 $^{+1.9}_{-0.8}$	0.24 $^{+0.06}_{-0.04}$	1.3 $^{+0.7}_{-0.6}$	0.32 $^{+0.06}_{-0.05}$	2.7 $^{+1.0}_{-1.0}$
1203	05 40 06.57	-07 24 01.1	0.27 $^{+0.19}_{-0.06}$	0.2 $^{+1.1}_{-0.2}$	0.32 $^{+0.18}_{-0.09}$	1.2 $^{+1.3}_{-0.9}$	...	...	0.21 $^{+0.14}_{-0.07}$	0.2 $^{+0.6}_{-0.1}$	0.29 $^{+0.20}_{-0.02}$	0.5 $^{+1.3}_{-0.2}$
1211	05 34 06.22	-06 30 44.8	0.29 $^{+0.06}_{-0.04}$	0.2 $^{+0.1}_{-0.04}$	0.35 $^{+0.05}_{-0.05}$	1.0 $^{+0.1}_{-0.4}$	...	...	0.23 $^{+0.03}_{-0.03}$	0.1 $^{+0.0}_{-0.0}$	0.32 $^{+0.01}_{-0.01}$	0.3 $^{+0.1}_{-0.1}$
1227	05 39 01.22	-07 01 09.3	0.30 $^{+0.05}_{-0.04}$	0.7 $^{+0.4}_{-0.2}$	0.28 $^{+0.07}_{-0.02}$	1.7 $^{+0.3}_{-0.2}$	0.44 $^{+0.08}_{-0.05}$	1.6 $^{+0.9}_{-0.3}$	0.24 $^{+0.05}_{-0.04}$	0.8 $^{+0.2}_{-0.3}$	0.31 $^{+0.06}_{-0.03}$	1.9 $^{+0.3}_{-0.4}$
1240	05 38 51.43	-08 01 27.3	0.17 $^{+0.06}_{-0.03}$	0.2 $^{+0.6}_{-0.1}$	0.20 $^{+0.04}_{-0.04}$	1.7 $^{+0.8}_{-1.3}$	...	...	0.14 $^{+0.04}_{-0.02}$	0.2 $^{+0.7}_{-0.1}$	...	...
1243	05 43 18.49	-08 09 24.4	0.28 $^{+0.18}_{-0.09}$	3.6 $^{+13.1}_{-1.9}$	0.25 $^{+0.11}_{-0.07}$	4.9 $^{+7.8}_{-1.8}$	0.29 $^{+0.18}_{-0.08}$	4.2 $^{+12.1}_{-1.8}$	0.23 $^{+0.15}_{-0.06}$	2.7 $^{+9.1}_{-1.0}$	0.28 $^{+0.16}_{-0.04}$	4.8 $^{+10.7}_{-0.7}$
1248	05 34 04.94	-06 23 47.2	0.24 $^{+0.05}_{-0.04}$	0.9 $^{+0.6}_{-0.3}$	0.25 $^{+0.03}_{-0.03}$	2.6 $^{+0.4}_{-0.3}$	0.28 $^{+0.06}_{-0.04}$	1.5 $^{+0.9}_{-0.3}$	0.19 $^{+0.04}_{-0.02}$	1.1 $^{+0.3}_{-0.3}$	0.24 $^{+0.05}_{-0.02}$	2.7 $^{+0.3}_{-0.3}$
1249	05 34 06.67	-06 24 11.7	1.57 $^{+3.0}_{-1.9}$	4.6 $^{+5.0}_{-1.9}$	1.50 $^{+3.0}_{-1.6}$	8.4 $^{+5.0}_{-3.1}$	1.38 $^{+1.1}_{-1.2}$	13.3 $^{+5.9}_{-0.8}$	1.53 $^{+0.06}_{-0.31}$	3.5 $^{+3.9}_{-1.7}$	1.57 $^{+0.07}_{-0.18}$	5.3 $^{+4.0}_{-2.0}$
1250	05 34 10.06	-06 26 50.5	0.17 $^{+0.09}_{-0.04}$	4.8 $^{+9.4}_{-2.0}$	0.14 $^{+0.06}_{-0.02}$	6.9 $^{+5.2}_{-1.2}$	0.15 $^{+0.09}_{-0.04}$	4.5 $^{+7.9}_{-1.5}$	0.18 $^{+0.06}_{-0.04}$	5.7 $^{+5.2}_{-1.8}$	...	...
1251	05 34 23.60	-06 18 39.2	0.32 $^{+0.05}_{-0.04}$	0.7 $^{+0.3}_{-0.2}$	0.35 $^{+0.03}_{-0.04}$	1.6 $^{+0.1}_{-0.1}$	0.49 $^{+0.07}_{-0.05}$	1.7 $^{+0.7}_{-0.3}$	0.26 $^{+0.04}_{-0.04}$	0.8 $^{+0.2}_{-0.2}$	0.35 $^{+0.04}_{-0.04}$	1.7 $^{+0.2}_{-0.3}$
1252	05 34 36.30	-06 16 24.4	0.18 $^{+0.04}_{-0.03}$	2.3 $^{+1.5}_{-0.7}$	0.17 $^{+0.03}_{-0.02}$	4.6 $^{+0.8}_{-0.4}$	0.19 $^{+0.04}_{-0.03}$	2.8 $^{+1.4}_{-0.7}$	0.18 $^{+0.02}_{-0.02}$	2.5 $^{+0.8}_{-0.4}$	...	...
1253	05 34 38.58	-06 35 56.2	0.30 $^{+0.05}_{-0.04}$	1.3 $^{+0.6}_{-0.3}$	0.30 $^{+0.03}_{-0.03}$	2.4 $^{+0.4}_{-0.3}$	0.36 $^{+0.06}_{-0.04}$	2.2 $^{+1.0}_{-0.5}$	0.23 $^{+0.04}_{-0.03}$	1.2 $^{+0.3}_{-0.1}$	0.28 $^{+0.07}_{-0.02}$	2.5 $^{+0.3}_{-0.1}$
1254	05 34 38.88	-06 25 21.6	0.35 $^{+0.05}_{-0.05}$	0.9 $^{+0.2}_{-0.2}$	0.37 $^{+0.05}_{-0.05}$	1.8 $^{+0.3}_{-0.1}$	0.54 $^{+0.07}_{-0.07}$	2.1 $^{+0.5}_{-0.5}$	0.30 $^{+0.05}_{-0.05}$	0.8 $^{+0.2}_{-0.2}$	0.38 $^{+0.05}_{-0.05}$	1.8 $^{+0.3}_{-0.2}$
1255	05 34 39.68	-06 18 06.3	0.20 $^{+0.05}_{-0.04}$	1.5 $^{+1.0}_{-0.5}$	0.18 $^{+0.05}_{-0.02}$	3.4 $^{+0.6}_{-1.1}$	0.21 $^{+0.05}_{-0.03}$	2.0 $^{+2.1}_{-0.4}$	0.18 $^{+0.03}_{-0.02}$	1.7 $^{+0.5}_{-0.2}$	0.24 $^{+0.04}_{-0.02}$	4.6 $^{+0.6}_{-0.6}$
1256	05 34 44.75	-06 40 29.1	0.19 $^{+0.04}_{-0.03}$	1.7 $^{+1.0}_{-0.5}$	0.18 $^{+0.03}_{-0.02}$	4.0 $^{+0.5}_{-0.7}$	0.19 $^{+0.04}_{-0.03}$	2.2 $^{+1.3}_{-0.5}$	0.17 $^{+0.02}_{-0.02}$	2.0 $^{+0.5}_{-0.2}$	...	...
1257	05 34 51.42	-06 34 26.8	...	...	...	...	0.07 $^{+0.09}_{-0.06}$	5.4 $^{+17.7}_{-1.6}$	0.11 $^{+0.11}_{-0.06}$	10.2 $^{+34.9}_{-7.2}$	...	...
1258	05 34 52.66	-06 35 35.7	0.22 $^{+0.06}_{-0.04}$	3.8 $^{+3.1}_{-1.3}$	0.19 $^{+0.04}_{-0.03}$	5.4 $^{+1.8}_{-0.6}$	0.22 $^{+0.06}_{-0.04}$	4.1 $^{+3.3}_{-1.2}$	0.20 $^{+0.04}_{-0.03}$	3.4 $^{+1.7}_{-0.7}$	0.21 $^{+0.06}_{-0.00}$	5.5 $^{+2.1}_{-0.2}$
1259	05 34 56.64	-06 34 10.1	0.18 $^{+0.04}_{-0.04}$	1.3 $^{+2.0}_{-0.6}$	0.17 $^{+0.03}_{-0.04}$	3.7 $^{+1.9}_{-1.9}$	0.18 $^{+0.09}_{-0.02}$	1.8 $^{+5.3}_{-0.3}$	0.16 $^{+0.06}_{-0.03}$	1.7 $^{+0.9}_{-0.5}$	...	...
1260	05 34 58.02	-06 12 23.9	0.40 $^{+0.09}_{-0.06}$	0.1 $^{+0.2}_{-0.0}$	0.50 $^{+0.06}_{-0.06}$	0.7 $^{+0.2}_{-0.2}$	...	...	0.28 $^{+0.06}_{-0.04}$	0.1 $^{+0.2}_{-0.0}$	0.43 $^{+0.10}_{-0.03}$	0.2 $^{+0.7}_{-0.1}$
1261	05 35 02.83	-06 12 21.8	0.21 $^{+0.03}_{-0.03}$	0.4 $^{+0.2}_{-0.1}$	0.24 $^{+0.03}_{-0.03}$	2.0 $^{+0.1}_{-0.5}$	...	...	0.16 $^{+0.02}_{-0.02}$	0.3 $^{+0.4}_{-0.1}$	0.21 $^{+0.03}_{-0.00}$	0.4 $^{+1.3}_{-0.2}$
1262	05 35 03.08	-06 12 23.4	0.22 $^{+0.06}_{-0.04}$	0.9 $^{+0.9}_{-0.4}$	0.23 $^{+0.05}_{-0.04}$	2.7 $^{+0.5}_{-0.9}$	0.25 $^{+0.08}_{-0.03}$	1.5 $^{+2.4}_{-0.2}$	0.18 $^{+0.05}_{-0.03}$	1.1 $^{+0.4}_{-0.4}$	0.22 $^{+0.07}_{-0.01}$	2.8 $^{+0.4}_{-0.1}$
1263	05 35 04.29	-06 39 04.3	0.17 $^{+0.04}_{-0.03}$	3.3 $^{+2.1}_{-1.0}$	0.15 $^{+0.03}_{-0.03}$	5.6 $^{+1.2}_{-0.6}$	0.17 $^{+0.04}_{-0.03}$	3.6 $^{+2.0}_{-0.9}$	0.18 $^{+0.02}_{-0.02}$	3.8 $^{+1.2}_{-0.7}$	...	...
1264	05 35 07.56	-06 33 39.0	0.33 $^{+0.06}_{-0.04}$	3.0 $^{+0.8}_{-0.8}$	0.30 $^{+0.03}_{-0.03}$	4.0 $^{+0.7}_{-0.4}$	0.36 $^{+0.05}_{-0.05}$	4.1 $^{+2.0}_{-1.0}$	0.26 $^{+0.03}_{-0.03}$	2.1 $^{+0.4}_{-0.4}$	0.33 $^{+0.05}_{-0.04}$	4.0 $^{+1.0}_{-0.4}$
1265	05 35 10.93	-06 33 05.0	0.21 $^{+0.09}_{-0.05}$	6.4 $^{+10.2}_{-2.8}$	0.17 $^{+0.05}_{-0.04}$	7.6 $^{+5.5}_{-1.6}$	0.18 $^{+0.10}_{-0.04}$	5.5 $^{+9.1}_{-2.0}$	0.20 $^{+0.06}_{-0.04}$	6.2 $^{+5.4}_{-1.9}$	...	...
1266	05 35 11.01	-06 47 16.9	0.21 $^{+0.09}_{-0.05}$	6.6 $^{+9.0}_{-2.8}$	0.18 $^{+0.05}_{-0.04}$	7.7 $^{+4.3}_{-1.6}$	0.19 $^{+0.09}_{-0.04}$	5.9 $^{+8.5}_{-2.1}$	0.21 $^{+0.06}_{-0.04}$	6.2 $^{+4.8}_{-1.8}$	0.20 $^{+0.08}_{-0.00}$	7.9 $^{+6.8}_{-0.5}$
1267	05 35 12.00	-06 25 09.7	0.12 $^{+0.10}_{-0.01}$	8.7 $^{+27.3}_{-2.2}$	0.11 $^{+0.07}_{-0.00}$	14.2 $^{+24.8}_{-2.8}$	0.10 $^{+0.08}_{-0.02}$	6.9 $^{+14.7}_{-2.6}$	0.14 $^{+0.07}_{-0.05}$	13.7 $^{+21.0}_{-6.8}$	...	...
1268	05 35 12.02	-06 49 54.4	0.20 $^{+0.05}_{-0.04}$	0.6 $^{+0.4}_{-0.2}$	0.22 $^{+0.04}_{-0.04}$	2.3 $^{+0.2}_{-0.9}$	...	...	0.16 $^{+0.03}_{-0.02}$	0.7 $^{+0.3}_{-0.4}$	...	...
1269	05 35 15.79	-06 09 39.7	0.20 $^{+0.10}_{-0.05}$	4.1 $^{+8.4}_{-1.7}$	0.17 $^{+0.06}_{-0.04}$	5.9 $^{+4.0}_{-0.9}$	0.19 $^{+0.11}_{-0.05}$	4.3 $^{+8.1}_{-1.5}$	0.19 $^{+0.07}_{-0.04}$	4.0 $^{+1.6}_{-1.0}$	...	...
1270	05 35 16.37	-06 41 13.2	0.14 $^{+0.04}_{-0.02}$	1.9 $^{+1.6}_{-0.6}$	0.13 $^{+0.03}_{-0.01}$	4.8 $^{+0.4}_{-0.4}$	0.14 $^{+0.04}_{-0.03}$	2.4 $^{+1.0}_{-0.5}$	0.16 $^{+0.03}_{-0.02}$	2.8 $^{+1.0}_{-0.4}$	...	...
1271	05 35 18.62	-06 37 11.4	0.13 $^{+0.02}_{-0.02}$	62.9 $^{+24.8}_{-17.8}$	0.13 $^{+0.01}_{-0.02}$	72.0 $^{+14.7}_{-18.0}$	...	...	0.14 $^{+0.01}_{-0.04}$	74.8 $^{+14.3}_{-33.0}$	...	...
1272	05 35 20.45	-06 47 25.9	0.46 $^{+0.14}_{-0.10}$	1.6 $^{+1.5}_{-0.6}$	0.45 $^{+0.12}_{-0.08}$	2.3 $^{+1.7}_{-0.4}$	0.70 $^{+0.15}_{-0.15}$	4.1 $^{+3.2}_{-1.6}$	0.39 $^{+0.10}_{-0.09}$	1.2 $^{+0.7}_{-0.3}$	0.47 $^{+0.13}_{-0.09}$	2.3 $^{+1.2}_{-0.4}$
1273	05 35 20.50	-06 45 41.1	0.20 $^{+0.03}_{-0.03}$	0.4 $^{+0.2}_{-0.3}$	0.22 $^{+0.02}_{-0.02}$	2.1 $^{+0.1}_{-0.7}$	...	...	0.16 $^{+0.02}_{-0.01}$	0.3 $^{+0.4}_{-0.1}$	...	...
1274	05 35 20.89	-06 07 17.7	0.19 $^{+0.08}_{-0.04}$	1.6 $^{+2.7}_{-0.7}$	0.18 $^{+0.06}_{-0.04}$	3.9 $^{+1.4}_{-1.7}$	0.19 $^{+0.09}_{-0.03}$	2.1 $^{+4.3}_{-0.4}$	0.17 $^{+0.03}_{-0.03}$	1.9 $^{+1.4}_{-1.1}$	...	...
1276	05 35 24.36	-06 20 03.3	0.21 $^{+0.06}_{-0.04}$	4.0 $^{+3.4}_{-1.4}$	0.18 $^{+0.03}_{-0.03}$	5.7 $^{+1.9}_{-0.7}$	0.21 $^{+0.06}_{-0.04}$	4.3 $^{+3.4}_{-1.2}$	0.20 $^{+0.03}_{-0.03}$	3.8 $^{+1.9}_{-0.8}$	...	...
1277	05 35 24.41	-06 11 14.6	0.12 $^{+0.05}_{-0.01}$	0.7 $^{+0.9}_{-0.1}$	0.11 $^{+0.04}_{-0.01}$	3.1 $^{+1.0}_{-1.0}$	...	...	0.14 $^{+0.03}_{-0.02}$	1.8 $^{+0.3}_{-0.5}$	...	...
1278	05 35 26.78	-06 10 34.0	...	...	...	...	0.07 $^{+0.07}_{-0.02}$	5.2 $^{+14.2}_{-1.5}$	0.11 $^{+0.09}_{-0.05}$	9.7 $^{+27.0}_{-6.3}$	...	...
1279	05 35 27.90	-06 09 39.1	0.26 $^{+0.07}_{-0.05}$	0.2 $^{+0.3}_{-0.3}$	0.30 $^{+0.07}_{-0.05}$	1.3 $^{+0.1}_{-0.7}$	...	...	0.20 $^{+0.07}_{-0.04}$	0.2 $^{+0.3}_{-0.1}$	0.28 $^{+0.08}_{-0.01}$	0.4 $^{+0.9}_{-0.2}$
1280	05 35 29.80	-06 07 39.5	0.29 $^{+0.06}_{-0.05}$	2.5 $^{+0.8}_{-0.8}$	0.28 $^{+0.04}_{-0.04}$	3.9 $^{+0.5}_{-0.5}$	0.32 $^{+0.08}_{-0.05}$	3.3 $^{+2.2}_{-1.0}$	0.23 $^{+0.05}_{-0.03}$	2.0 $^{+0.4}_{-0.4}$	0.30 $^{+0.06}_{-0.05}$	3.8 $^{+1.1}_{-0.3}$
1281	05 35 30.38	-06 07 15.1	0.11 $^{+0.06}_{-0.01}$	2.6 $^{+6.1}_{-0.4}$	0.12 $^{+0.04}_{-0.01}$	9.8 $^{+12.9}_{-2.8}$	0.10 $^{+0.05}_{-0.02}$	3.1 $^{+4.0}_{-0.7}$	0.15 $^{+0.04}_{-0.03}$	4.9 $^{+3.8}_{-1.2}$	...	...
1282	05 35 30.61	-06 50 33.7	0.18 $^{+0.04}_{-0.03}$	3.4 $^{+2.1}_{-1.1}$	0.15 $^{+0.03}_{-0.02}$	5.6 $^{+1.2}_{-0.6}$	0.18 $^{+0.04}_{-0.03}$	3.7 $^{+1.9}_{-1.0}$	0.18 $^{+0.02}_{-0.02}$	3.7 $^{+1.2}_{-0.7}$	...	...
1283	05 35 32.84	-06 52 38.4	1.64 $^{+0.10}_{-0.21}$	5.7 $^{+4.4}_{-2.5}$	1.46 $^{+0.20}_{-0.14}$	10.6 $^{+5.3}_{-4.3}$	1.36 $^{+0.02}_{-0.10}$	15.3 $^{+5.0}_{-0.9}$	1.62 $^{+0.10}_{-0.26}$	5.3 $^{+4.6}_{-2.7}$	1.60 $^{+0.13}_{-0.20}$	6.7 $^{+4.7}_{-2.8}$
1284	05 35 35.24	-06 48 41.6	0.21 $^{+0.06}_{-0.04}$	1.7 $^{+1.3}_{-0.6}$	0.18 $^{+0.06}_{-0.06}$	3.5 $^{+0.7}_{-1.0}$	0.22 $^{+0.06}_{-0.04}$	2.2 $^{+2.5}_{-0.5}$	0.18 $^{+0.04}_{-0.02}$	1.7 $^{+0.6}_{-0.2}$	...	...
1285	05 35 38.09	-06 11 52.3	0.20 $^{+0.06}_{-0.05}$	5.1 $^{+10.0}_{-2.2}$	0.17 $^{+0.06}_{-0.04}$	6.7 $^{+3.0}_{-1.3}$	0.18 $^{+0.05}_{-0.05}$	4.8 $^{+9.7}_{-1.8}$	0.20 $^{+0.07}_{-0.04}$	5.0 $^{+5.5}_{-1.5}$	...	...
1286	05 35 40.40	-06 35 55.0	1.46 $^{+0.10}_{-0.10}$	10.4 $^{+3.6}_{-1.9}$	1.36 $^{+0.05}_{-0.02}$	15.2 $^{+3.3}_{-1.8}$	1.35 $^{+0.03}_{-0.08}$	17.9 $^{+2.3}_{-1.1}$	1.39 $^{+0.10}_{-0.06}$	11.3 $^{+2.9}_{-2.3}$	1.41 $^{+0.08}_{-0.06}$	11.9 $^{+2.8}_{-1.9}$
1287	05 35 40.87	-06 43 51.7	1.53 $^{+0.14}_{-0.35}$	5.3 $^{+7.4}_{-3.2}$	1.44 $^{+0.19}_{-0.26}$	9.7 $^{+8.3}_{-5.4}$	1.33 $^{+0.04}_{-0.11}$	14.7 $^{+7.9}_{-6.4}$	1.52 $^{+0.14}_{-0.48}$	4.1 $^{+7.5}_{-2.6}$	1.53 $^{+0.15}_{-0.31}$	6.1 $^{+7.3}_{-3.4}$
1288	05 35 41.69	-06 09 02.1	0.21 $^{+0.05}_{-0.04}$									



TABLE 5 – continued

		D08		S00		B98		DM97		Pisa11		
ID	RA (J2000)	DEC J2000	mass ( $M_{\odot}$ )	age (Myr)	mass ( $M_{\odot}$ )	age (Myr)	mass ( $M_{\odot}$ )	age (Myr)	mass ( $M_{\odot}$ )	age (Myr)	mass ( $M_{\odot}$ )	age (Myr)
1302	05 35 59.64	-06 56 29.3	0.22 <sup>+0.07</sup> <sub>-0.04</sub>	2.9 <sup>+2.6</sup> <sub>-1.1</sub>	0.20 <sup>+0.04</sup> <sub>-0.04</sub>	4.5 <sup>+1.5</sup> <sub>-0.5</sub>	0.23 <sup>+0.07</sup> <sub>-0.05</sub>	3.4 <sup>+2.9</sup> <sub>-1.0</sub>	0.19 <sup>+0.04</sup> <sub>-0.03</sub>	2.6 <sup>+1.3</sup> <sub>-0.5</sub>	0.21 <sup>+0.06</sup> <sub>-0.01</sub>	4.8 <sup>+1.6</sup> <sub>-0.1</sub>
1303	05 36 01.39	-06 44 14.5	0.20 <sup>+0.03</sup> <sub>-0.03</sub>	0.7 <sup>+0.3</sup> <sub>-0.2</sub>	0.22 <sup>+0.03</sup> <sub>-0.02</sub>	2.4 <sup>+0.2</sup> <sub>-0.6</sub>	...	...	0.17 <sup>+0.02</sup> <sub>-0.02</sub>	1.0 <sup>+0.1</sup> <sub>-0.4</sub>	...	...
1304	05 36 01.94	-07 03 56.7	0.13 <sup>+0.03</sup> <sub>-0.02</sub>	2.2 <sup>+1.5</sup> <sub>-0.6</sub>	0.12 <sup>+0.02</sup> <sub>-0.01</sub>	5.0 <sup>+1.7</sup> <sub>-0.3</sub>	0.13 <sup>+0.03</sup> <sub>+0.02</sub>	2.6 <sup>+1.1</sup> <sub>-0.5</sub>	0.15 <sup>+0.02</sup> <sub>-0.02</sub>	3.4 <sup>+1.5</sup> <sub>-0.9</sub>	...	...
1305	05 36 02.88	-06 50 42.3	0.27 <sup>+0.05</sup> <sub>-0.03</sub>	0.4 <sup>+0.1</sup> <sub>-0.1</sub>	0.31 <sup>+0.04</sup> <sub>-0.04</sub>	1.4 <sup>+0.2</sup> <sub>-0.3</sub>	0.44 <sup>+0.04</sup> <sub>-0.07</sub>	1.1 <sup>+0.1</sup> <sub>-0.1</sub>	0.21 <sup>+0.03</sup> <sub>-0.03</sub>	0.4 <sup>+0.2</sup> <sub>-0.2</sub>	0.30 <sup>+0.05</sup> <sub>-0.03</sub>	1.5 <sup>+0.3</sup> <sub>-0.6</sub>
1306	05 36 13.76	-06 02 46.3	0.20 <sup>+0.05</sup> <sub>-0.03</sub>	4.0 <sup>+2.5</sup> <sub>-1.2</sub>	0.17 <sup>+0.03</sup> <sub>-0.03</sub>	5.8 <sup>+1.4</sup> <sub>-0.6</sub>	0.20 <sup>+0.05</sup> <sub>-0.03</sub>	4.2 <sup>+2.5</sup> <sub>-1.1</sub>	0.19 <sup>+0.03</sup> <sub>-0.02</sub>	3.8 <sup>+1.4</sup> <sub>-0.7</sub>	...	...
1307	05 36 18.65	-06 31 25.5	0.19 <sup>+0.03</sup> <sub>-0.03</sub>	0.3 <sup>+0.2</sup> <sub>-0.1</sub>	0.22 <sup>+0.03</sup> <sub>-0.03</sub>	2.0 <sup>+0.1</sup> <sub>-1.0</sub>	...	...	0.15 <sup>+0.02</sup> <sub>-0.02</sub>	0.2 <sup>+0.3</sup> <sub>-0.1</sub>	...	...
1308	05 36 19.53	-06 44 14.8	0.16 <sup>+0.04</sup> <sub>-0.03</sub>	0.4 <sup>+0.4</sup> <sub>-0.2</sub>	0.17 <sup>+0.04</sup> <sub>-0.03</sub>	0.7 <sup>+1.8</sup> <sub>-1.3</sub>	...	...	0.14 <sup>+0.03</sup> <sub>-0.02</sub>	0.5 <sup>+0.6</sup> <sub>-0.2</sub>	...	...
1309	05 36 19.78	-06 31 19.3	0.52 <sup>+0.07</sup> <sub>-0.07</sub>	1.9 <sup>+0.7</sup> <sub>-0.4</sub>	0.50 <sup>+0.06</sup> <sub>-0.06</sub>	2.6 <sup>+0.8</sup> <sub>-0.4</sub>	0.82 <sup>+0.07</sup> <sub>-0.09</sub>	5.2 <sup>+1.5</sup> <sub>-1.2</sub>	0.43 <sup>+0.05</sup> <sub>-0.04</sub>	1.3 <sup>+0.4</sup> <sub>-0.2</sub>	0.53 <sup>+0.07</sup> <sub>-0.05</sub>	2.5 <sup>+0.6</sup> <sub>-0.3</sub>
1310	05 36 20.86	-06 31 10.2	1.34 <sup>+0.16</sup> <sub>-0.16</sub>	3.1 <sup>+1.0</sup> <sub>-1.0</sub>	1.45 <sup>+0.09</sup> <sub>-0.09</sub>	5.9 <sup>+2.8</sup> <sub>-1.7</sub>	...	...	0.94 <sup>+0.17</sup> <sub>-0.17</sub>	1.5 <sup>+0.5</sup> <sub>-0.5</sub>	1.38 <sup>+0.06</sup> <sub>-0.15</sub>	3.6 <sup>+1.9</sup> <sub>-1.0</sub>
1311	05 36 23.96	-06 45 23.8	0.18 <sup>+0.03</sup> <sub>-0.03</sub>	0.8 <sup>+0.3</sup> <sub>-0.2</sub>	0.19 <sup>+0.03</sup> <sub>-0.03</sub>	2.7 <sup>+0.2</sup> <sub>-1.0</sub>	0.17 <sup>+0.07</sup> <sub>-0.00</sub>	1.1 <sup>+2.8</sup> <sub>-0.0</sub>	0.16 <sup>+0.02</sup> <sub>-0.01</sub>	1.2 <sup>+0.1</sup> <sub>-0.4</sub>	...	...
1312	05 36 26.33	-06 48 43.6	0.13 <sup>+0.05</sup> <sub>-0.02</sub>	0.7 <sup>+0.8</sup> <sub>-0.2</sub>	0.13 <sup>+0.04</sup> <sub>-0.02</sub>	0.9 <sup>+2.6</sup> <sub>-0.2</sub>	...	...	0.14 <sup>+0.03</sup> <sub>-0.02</sub>	1.6 <sup>+0.3</sup> <sub>-0.5</sub>	...	...
1313	05 36 26.48	-06 06 16.4	0.21 <sup>+0.06</sup> <sub>-0.04</sub>	1.9 <sup>+1.6</sup> <sub>-0.7</sub>	0.20 <sup>+0.04</sup> <sub>-0.04</sub>	3.7 <sup>+1.0</sup> <sub>-1.1</sub>	0.22 <sup>+0.06</sup> <sub>-0.04</sub>	2.4 <sup>+2.9</sup> <sub>-0.6</sub>	0.18 <sup>+0.04</sup> <sub>-0.02</sub>	1.9 <sup>+0.8</sup> <sub>-0.3</sub>	...	...
1314	05 36 27.65	-06 14 40.5	...	...	...	...	0.08 <sup>+0.06</sup> <sub>-0.01</sub>	4.2 <sup>+8.4</sup> <sub>-0.9</sub>	0.12 <sup>+0.06</sup> <sub>-0.04</sub>	7.9 <sup>+10.6</sup> <sub>-3.0</sub>	...	...
1315	05 36 30.48	-06 30 06.8	0.21 <sup>+0.05</sup> <sub>-0.03</sub>	4.0 <sup>+2.7</sup> <sub>-1.3</sub>	0.18 <sup>+0.03</sup> <sub>-0.03</sub>	5.7 <sup>+1.5</sup> <sub>-0.6</sub>	0.21 <sup>+0.05</sup> <sub>-0.03</sub>	4.3 <sup>+2.7</sup> <sub>-1.1</sub>	0.20 <sup>+0.03</sup> <sub>-0.02</sub>	3.8 <sup>+1.5</sup> <sub>-0.7</sub>	...	...
1316	05 36 32.81	-06 00 50.2	0.20 <sup>+0.04</sup> <sub>-0.03</sub>	3.1 <sup>+1.8</sup> <sub>-1.0</sub>	0.18 <sup>+0.03</sup> <sub>-0.03</sub>	5.0 <sup>+1.1</sup> <sub>-0.4</sub>	0.21 <sup>+0.04</sup> <sub>-0.03</sub>	3.6 <sup>+1.8</sup> <sub>-0.9</sub>	0.19 <sup>+0.03</sup> <sub>-0.02</sub>	3.0 <sup>+1.0</sup> <sub>-0.5</sub>	...	...
1317	05 36 32.98	-06 02 29.9	0.29 <sup>+0.08</sup> <sub>-0.05</sub>	2.9 <sup>+2.3</sup> <sub>-1.0</sub>	0.27 <sup>+0.04</sup> <sub>-0.04</sub>	4.2 <sup>+1.2</sup> <sub>-0.6</sub>	0.31 <sup>+0.09</sup> <sub>-0.06</sub>	3.7 <sup>+3.1</sup> <sub>-1.2</sub>	0.23 <sup>+0.06</sup> <sub>-0.04</sub>	2.2 <sup>+1.3</sup> <sub>-0.5</sub>	0.30 <sup>+0.07</sup> <sub>-0.05</sub>	4.1 <sup>+1.6</sup> <sub>-0.4</sub>
1318	05 36 35.42	-06 17 36.2	0.21 <sup>+0.09</sup> <sub>-0.05</sub>	4.5 <sup>+7.2</sup> <sub>-1.9</sub>	0.18 <sup>+0.05</sup> <sub>-0.04</sub>	6.1 <sup>+3.6</sup> <sub>-1.0</sub>	0.20 <sup>+0.10</sup> <sub>-0.05</sub>	4.6 <sup>+7.0</sup> <sub>-1.6</sub>	0.20 <sup>+0.06</sup> <sub>-0.04</sub>	4.2 <sup>+3.9</sup> <sub>-1.2</sub>	...	...
1319	05 36 37.48	-06 16 07.5	0.12 <sup>+0.05</sup> <sub>-0.01</sub>	1.9 <sup>+3.0</sup> <sub>-0.4</sub>	0.11 <sup>+0.04</sup> <sub>-0.04</sub>	4.8 <sup>+3.1</sup> <sub>-0.9</sub>	0.11 <sup>+0.05</sup> <sub>-0.02</sub>	2.5 <sup>+2.3</sup> <sub>-0.5</sub>	0.15 <sup>+0.03</sup> <sub>-0.02</sub>	3.6 <sup>+1.8</sup> <sub>-0.6</sub>	...	...
1320	05 36 39.97	-06 16 05.0	0.16 <sup>+0.03</sup> <sub>-0.03</sub>	5.2 <sup>+7.0</sup> <sub>-2.0</sub>	0.13 <sup>+0.02</sup> <sub>-0.02</sub>	7.2 <sup>+1.5</sup> <sub>-1.1</sub>	0.13 <sup>+0.03</sup> <sub>-0.09</sub>	4.6 <sup>+4.4</sup> <sub>-1.4</sub>	0.17 <sup>+0.03</sup> <sub>-0.03</sub>	6.5 <sup>+4.5</sup> <sub>-1.9</sub>	...	...
1321	05 36 40.44	-06 49 52.9	0.22 <sup>+0.09</sup> <sub>-0.05</sub>	3.7 <sup>+4.8</sup> <sub>-1.5</sub>	0.19 <sup>+0.05</sup> <sub>-0.04</sub>	5.4 <sup>+2.5</sup> <sub>-0.7</sub>	0.22 <sup>+0.03</sup> <sub>-0.05</sub>	4.1 <sup>+5.5</sup> <sub>-1.4</sub>	0.20 <sup>+0.05</sup> <sub>-0.03</sub>	3.4 <sup>+2.5</sup> <sub>-0.8</sub>	0.21 <sup>+0.08</sup> <sub>-0.00</sub>	5.5 <sup>+3.3</sup> <sub>-0.2</sub>
1322	05 36 41.21	-06 41 01.0	0.15 <sup>+0.02</sup> <sub>-0.02</sub>	0.3 <sup>+0.2</sup> <sub>-0.1</sub>	0.16 <sup>+0.02</sup> <sub>-0.02</sub>	0.6 <sup>+0.1</sup> <sub>-0.1</sub>	...	...	0.14 <sup>+0.01</sup> <sub>-0.01</sub>	0.3 <sup>+0.4</sup> <sub>-0.1</sub>	...	...
1323	05 36 41.67	-06 11 46.1	0.20 <sup>+0.05</sup> <sub>-0.04</sub>	1.2 <sup>+0.9</sup> <sub>-0.4</sub>	0.18 <sup>+0.05</sup> <sub>-0.02</sub>	3.0 <sup>+0.6</sup> <sub>-1.3</sub>	0.21 <sup>+0.06</sup> <sub>-0.03</sub>	1.7 <sup>+3.9</sup> <sub>-0.3</sub>	0.17 <sup>+0.03</sup> <sub>-0.02</sub>	1.4 <sup>+0.1</sup> <sub>-0.3</sub>	0.24 <sup>+0.04</sup> <sub>-0.03</sub>	3.9 <sup>+0.6</sup> <sub>-0.4</sub>
1324	05 36 41.99	-06 07 06.2	0.27 <sup>+0.04</sup> <sub>-0.03</sub>	0.4 <sup>+0.2</sup> <sub>-0.1</sub>	0.30 <sup>+0.04</sup> <sub>-0.03</sub>	1.4 <sup>+0.1</sup> <sub>-0.3</sub>	0.42 <sup>+0.07</sup> <sub>-0.02</sub>	1.0 <sup>+0.5</sup> <sub>-0.3</sub>	0.21 <sup>+0.05</sup> <sub>-0.03</sub>	0.3 <sup>+0.3</sup> <sub>-0.1</sub>	0.29 <sup>+0.05</sup> <sub>-0.03</sub>	1.4 <sup>+0.7</sup> <sub>-0.7</sub>
1325	05 36 43.15	-06 16 56.9	0.12 <sup>+0.03</sup> <sub>-0.01</sub>	5.8 <sup>+10.1</sup> <sub>-1.2</sub>	0.10 <sup>+0.00</sup> <sub>-0.00</sub>	7.9 <sup>+16.3</sup> <sub>-0.2</sub>	0.10 <sup>+0.05</sup> <sub>-0.02</sub>	5.0 <sup>+6.8</sup> <sub>-1.3</sub>	0.15 <sup>+0.03</sup> <sub>-0.03</sub>	9.4 <sup>+6.7</sup> <sub>-3.0</sub>	...	...
1326	05 36 43.27	-07 17 47.8	0.20 <sup>+0.03</sup> <sub>-0.03</sub>	0.9 <sup>+0.4</sup> <sub>-0.3</sub>	0.21 <sup>+0.03</sup> <sub>-0.03</sub>	2.7 <sup>+0.3</sup> <sub>-0.7</sub>	0.22 <sup>+0.05</sup> <sub>-0.03</sub>	1.4 <sup>+2.2</sup> <sub>-0.2</sub>	0.17 <sup>+0.02</sup> <sub>-0.02</sub>	1.2 <sup>+0.2</sup> <sub>-0.3</sub>	0.22 <sup>+0.03</sup> <sub>-0.02</sub>	3.2 <sup>+0.2</sup> <sub>-0.1</sub>
1327	05 36 44.92	-06 04 35.3	0.22 <sup>+0.06</sup> <sub>-0.04</sub>	1.8 <sup>+1.5</sup> <sub>-0.7</sub>	0.22 <sup>+0.04</sup> <sub>-0.05</sub>	3.6 <sup>+0.9</sup> <sub>-0.9</sub>	0.24 <sup>+0.06</sup> <sub>-0.04</sub>	2.3 <sup>+2.0</sup> <sub>-0.6</sub>	0.19 <sup>+0.04</sup> <sub>-0.03</sub>	1.7 <sup>+0.7</sup> <sub>-0.3</sub>	0.21 <sup>+0.06</sup> <sub>-0.01</sub>	3.9 <sup>+0.8</sup> <sub>-0.1</sub>
1328	05 36 46.71	-06 07 22.1	0.33 <sup>+0.04</sup> <sub>-0.03</sub>	0.4 <sup>+0.1</sup> <sub>-0.1</sub>	0.37 <sup>+0.03</sup> <sub>-0.03</sub>	1.2 <sup>+0.1</sup> <sub>-0.1</sub>	0.60 <sup>+0.07</sup> <sub>-0.04</sub>	1.2 <sup>+0.4</sup> <sub>-0.1</sub>	0.26 <sup>+0.03</sup> <sub>-0.03</sub>	0.4 <sup>+0.1</sup> <sub>-0.2</sub>	0.35 <sup>+0.04</sup> <sub>-0.03</sub>	1.3 <sup>+0.1</sup> <sub>-0.4</sub>
1329	05 36 50.91	-06 10 55.0	0.14 <sup>+0.05</sup> <sub>-0.02</sub>	2.0 <sup>+2.9</sup> <sub>-0.5</sub>	0.12 <sup>+0.04</sup> <sub>-0.03</sub>	4.8 <sup>+2.1</sup> <sub>-0.2</sub>	0.13 <sup>+0.05</sup> <sub>-0.03</sub>	2.5 <sup>+2.4</sup> <sub>-0.5</sub>	0.15 <sup>+0.03</sup> <sub>-0.02</sub>	3.1 <sup>+1.7</sup> <sub>-0.5</sub>	...	...
1330	05 36 52.32	-07 06 10.4	0.18 <sup>+0.03</sup> <sub>-0.02</sub>	0.3 <sup>+0.1</sup> <sub>-0.1</sub>	0.21 <sup>+0.03</sup> <sub>-0.03</sub>	1.9 <sup>+1.0</sup> <sub>-0.6</sub>	...	...	0.15 <sup>+0.01</sup> <sub>-0.01</sub>	0.2 <sup>+0.1</sup> <sub>-0.1</sub>	...	...
1331	05 36 53.82	-06 20 53.6	0.28 <sup>+0.06</sup> <sub>-0.04</sub>	1.8 <sup>+1.0</sup> <sub>-0.5</sub>	0.28 <sup>+0.04</sup> <sub>-0.03</sub>	3.2 <sup>+0.3</sup> <sub>-0.3</sub>	0.31 <sup>+0.07</sup> <sub>-0.05</sub>	2.6 <sup>+1.5</sup> <sub>-0.7</sub>	0.22 <sup>+0.03</sup> <sub>-0.03</sub>	1.5 <sup>+0.5</sup> <sub>-0.2</sub>	0.29 <sup>+0.06</sup> <sub>-0.04</sub>	3.2 <sup>+0.7</sup> <sub>-0.2</sub>
1332	05 36 54.34	-06 07 21.8	0.24 <sup>+0.10</sup> <sub>-0.06</sub>	1.7 <sup>+2.7</sup> <sub>-0.8</sub>	0.24 <sup>+0.06</sup> <sub>-0.06</sub>	3.4 <sup>+1.5</sup> <sub>-1.1</sub>	0.26 <sup>+0.12</sup> <sub>-0.05</sub>	2.3 <sup>+4.7</sup> <sub>-0.7</sub>	0.20 <sup>+0.08</sup> <sub>-0.04</sub>	1.6 <sup>+1.5</sup> <sub>-0.4</sub>	0.24 <sup>+0.10</sup> <sub>-0.02</sub>	3.5 <sup>+1.8</sup> <sub>-0.2</sub>
1333	05 36 55.33	-07 17 49.9	0.18 <sup>+0.03</sup> <sub>-0.03</sub>	0.9 <sup>+0.5</sup> <sub>-0.3</sub>	0.17 <sup>+0.03</sup> <sub>-0.02</sub>	3.1 <sup>+0.2</sup> <sub>-1.3</sub>	0.17 <sup>+0.05</sup> <sub>-0.02</sub>	1.3 <sup>+2.9</sup> <sub>-0.1</sub>	0.16 <sup>+0.02</sup> <sub>-0.01</sub>	1.4 <sup>+0.2</sup> <sub>-0.2</sub>	...	...
1334	05 37 09.91	-06 45 46.5	0.33 <sup>+0.08</sup> <sub>-0.05</sub>	1.6 <sup>+1.1</sup> <sub>-0.5</sub>	0.32 <sup>+0.05</sup> <sub>-0.04</sub>	2.7 <sup>+0.7</sup> <sub>-0.3</sub>	0.41 <sup>+0.11</sup> <sub>-0.07</sub>	2.8 <sup>+2.1</sup> <sub>-0.8</sub>	0.26 <sup>+0.08</sup> <sub>-0.04</sub>	1.3 <sup>+0.7</sup> <sub>-0.2</sub>	0.35 <sup>+0.07</sup> <sub>-0.07</sub>	2.7 <sup>+0.8</sup> <sub>-0.2</sub>
1336	05 37 19.32	-07 10 23.1	0.63 <sup>+0.13</sup> <sub>-0.09</sub>	3.0 <sup>+1.6</sup> <sub>-0.8</sub>	0.59 <sup>+0.08</sup> <sub>-0.08</sub>	3.8 <sup>+3.3</sup> <sub>-0.9</sub>	0.92 <sup>+0.11</sup> <sub>-0.11</sub>	7.5 <sup>+2.0</sup> <sub>-2.0</sub>	0.51 <sup>+0.07</sup> <sub>-0.07</sub>	1.8 <sup>+0.4</sup> <sub>-0.2</sub>	0.63 <sup>+0.14</sup> <sub>-0.09</sub>	3.5 <sup>+0.8</sup> <sub>-0.8</sub>
1337	05 37 22.68	-07 21 24.8	0.20 <sup>+0.09</sup> <sub>-0.05</sub>	4.4 <sup>+6.5</sup> <sub>-2.0</sub>	0.17 <sup>+0.05</sup> <sub>-0.04</sub>	6.2 <sup>+3.3</sup> <sub>-1.1</sub>	0.19 <sup>+0.09</sup> <sub>-0.05</sub>	4.5 <sup>+6.4</sup> <sub>-1.6</sub>	0.19 <sup>+0.05</sup> <sub>-0.04</sub>	4.3 <sup>+3.5</sup> <sub>-1.3</sub>	...	...
1338	05 37 38.90	-06 52 53.2	0.16 <sup>+0.06</sup> <sub>-0.03</sub>	2.4 <sup>+3.1</sup> <sub>-0.9</sub>	0.14 <sup>+0.04</sup> <sub>-0.02</sub>	5.0 <sup>+1.6</sup> <sub>-0.5</sub>	0.16 <sup>+0.06</sup> <sub>-0.03</sub>	2.8 <sup>+3.0</sup> <sub>-0.7</sub>	0.17 <sup>+0.04</sup> <sub>-0.03</sub>	3.0 <sup>+1.7</sup> <sub>-0.6</sub>	...	...
1339	05 37 43.01	-06 48 41.3	0.22 <sup>+0.05</sup> <sub>-0.04</sub>	1.2 <sup>+0.9</sup> <sub>-0.5</sub>	0.22 <sup>+0.04</sup> <sub>-0.04</sub>	3.0 <sup>+0.5</sup> <sub>-0.8</sub>	0.23 <sup>+0.07</sup> <sub>-0.03</sub>	1.7 <sup>+2.5</sup> <sub>-0.4</sub>	0.18 <sup>+0.04</sup> <sub>-0.02</sub>	1.4 <sup>+0.4</sup> <sub>-0.3</sub>	0.21 <sup>+0.06</sup> <sub>-0.01</sub>	3.3 <sup>+0.4</sup> <sub>-0.3</sub>
1340	05 38 08.76	-07 13 53.1	0.15 <sup>+0.06</sup> <sub>-0.03</sub>	1.0 <sup>+1.5</sup> <sub>-0.4</sub>	0.14 <sup>+0.05</sup> <sub>-0.02</sub>	3.7 <sup>+0.8</sup> <sub>-2.0</sub>	0.14 <sup>+0.08</sup> <sub>-0.02</sub>	1.5 <sup>+4.3</sup> <sub>-0.2</sub>	0.15 <sup>+0.03</sup> <sub>-0.02</sub>	1.7 <sup>+0.8</sup> <sub>-0.5</sub>	...	...
1341	05 38 25.52	-06 47 57.5	0.18 <sup>+0.03</sup> <sub>-0.05</sub>	0.6 <sup>+0.4</sup> <sub>-0.3</sub>	0.19 <sup>+0.05</sup> <sub>-0.05</sub>	2.5 <sup>+1.3</sup> <sub>-1.8</sub>	...	...	0.16 <sup>+0.04</sup> <sub>-0.04</sub>	1.0 <sup>+0.7</sup> <sub>-0.7</sub>	...	...
1342	05 38 28.29	-07 23 46.1	0.18 <sup>+0.03</sup> <sub>-0.02</sub>	0.7 <sup>+0.3</sup> <sub>-0.2</sub>	0.19 <sup>+0.03</sup> <sub>-0.02</sub>	2.6 <sup>+0.3</sup> <sub>-1.1</sub>	...	...	0.16 <sup>+0.02</sup> <sub>-0.01</sub>	1.1 <sup>+0.1</sup> <sub>-0.4</sub>	...	...
1343	05 38 28.56	-06 55 26.7	0.16 <sup>+0.02</sup> <sub>-0.02</sub>	0.4 <sup>+0.2</sup> <sub>-0.2</sub>	0.17 <sup>+0.03</sup> <sub>-0.02</sub>	0.7 <sup>+1.7</sup> <sub>-0.2</sub>	...	...	0.14 <sup>+0.01</sup> <sub>-0.01</sub>	0.5 <sup>+0.5</sup> <sub>-0.2</sub>	...	...
1344	05 38 32.31	-07 16 58.3	0.18 <sup>+0.03</sup> <sub>-0.03</sub>	0.4 <sup>+0.3</sup> <sub>-0.1</sub>	0.20 <sup>+0.03</sup> <sub>-0.03</sub>	2.2 <sup>+0.2</sup> <sub>-1.3</sub>	...	...	0.15 <sup>+0.02</sup> <sub>-0.01</sub>	0.3 <sup>+0.5</sup> <sub>-0.1</sub>	...	...
1345	05 38 33.45	-07 25 54.8	0.21 <sup>+0.04</sup> <sub>-0.03</sub>	1.0 <sup>+0.5</sup> <sub>-0.3</sub>	0.22 <sup>+0.03</sup> <sub>-0.03</sub>	2.9 <sup>+0.3</sup> <sub>-0.6</sub>	0.23 <sup>+0.04</sup> <sub>-0.03</sub>	1.5 <sup>+1.2</sup> <sub>-0.3</sub>	0.17 <sup>+0.02</sup> <sub>-0.02</sub>	1.3 <sup>+0.2</sup> <sub>-0.2</sub>	0.20 <sup>+0.04</sup> <sub>-0.00</sub>	3.2 <sup>+0.2</sup> <sub>-0.1</sub>

TABLE 5 – continued

ID	RA (J2000)	DEC (J2000)	D08		S00		B98		DM97		Pisa11	
			mass ( $M_{\odot}$ )	age (Myr)	mass ( $M_{\odot}$ )	age (Myr)	mass ( $M_{\odot}$ )	age (Myr)	mass ( $M_{\odot}$ )	age (Myr)	mass ( $M_{\odot}$ )	age (Myr)
1362	05 41 23.16	-08 44 01.3	0.27 <sup>+0.06</sup> <sub>-0.04</sub>	0.5 <sup>+0.3</sup> <sub>-0.2</sub>	0.27 <sup>+0.06</sup> <sub>-0.02</sub>	1.6 <sup>+0.2</sup> <sub>-0.3</sub>	0.40 <sup>+0.08</sup> <sub>-0.02</sub>	1.3 <sup>+0.7</sup> <sub>-0.1</sub>	0.21 <sup>+0.06</sup> <sub>-0.03</sub>	0.7 <sup>+0.2</sup> <sub>-0.4</sub>	0.29 <sup>+0.05</sup> <sub>-0.04</sub>	1.8 <sup>+0.1</sup> <sub>-0.6</sub>
1363	05 41 26.49	-08 58 39.3	0.91 <sup>+0.25</sup> <sub>-0.22</sub>	1.7 <sup>+3.7</sup> <sub>-0.8</sub>	1.09 <sup>+0.19</sup> <sub>-0.26</sub>	3.2 <sup>+5.4</sup> <sub>-1.4</sub>	1.39 <sup>+0.00</sup> <sub>-0.17</sub>	5.5 <sup>+7.9</sup> <sub>-2.5</sub>	0.60 <sup>+0.28</sup> <sub>-0.13</sub>	0.8 <sup>+2.2</sup> <sub>-0.3</sub>	0.94 <sup>+0.25</sup> <sub>-0.21</sub>	2.2 <sup>+3.6</sup> <sub>-0.7</sub>
1364	05 41 37.38	-09 07 51.0	0.45 <sup>+0.09</sup> <sub>-0.07</sub>	1.6 <sup>+0.9</sup> <sub>-0.5</sub>	0.44 <sup>+0.08</sup> <sub>-0.05</sub>	2.3 <sup>+1.0</sup> <sub>-0.4</sub>	0.68 <sup>+0.12</sup> <sub>-0.11</sub>	4.0 <sup>+2.2</sup> <sub>-1.3</sub>	0.39 <sup>+0.07</sup> <sub>-0.07</sub>	1.2 <sup>+0.5</sup> <sub>-0.3</sub>	0.46 <sup>+0.08</sup> <sub>-0.06</sub>	2.4 <sup>+0.8</sup> <sub>-0.4</sub>
1365	05 41 42.08	-09 05 00.3	0.99 <sup>+0.09</sup> <sub>-0.19</sub>	11.6 <sup>+18.2</sup> <sub>-6.7</sub>	0.98 <sup>+0.10</sup> <sub>-0.19</sub>	14.9 <sup>+16.7</sup> <sub>-8.1</sub>	1.00 <sup>+0.12</sup> <sub>-0.12</sub>	21.1 <sup>+13.3</sup> <sub>-10.5</sub>	0.85 <sup>+0.21</sup> <sub>-0.10</sub>	5.9 <sup>+15.4</sup> <sub>-3.4</sub>	0.98 <sup>+0.09</sup> <sub>-0.19</sub>	11.0 <sup>+17.0</sup> <sub>-5.8</sub>
1366	05 42 04.10	-07 54 43.2	0.23 <sup>+0.05</sup> <sub>-0.04</sub>	0.9 <sup>+0.6</sup> <sub>-0.3</sub>	0.24 <sup>+0.04</sup> <sub>-0.04</sub>	2.6 <sup>+0.3</sup> <sub>-0.6</sub>	0.26 <sup>+0.07</sup> <sub>-0.03</sub>	1.5 <sup>+1.6</sup> <sub>-0.2</sub>	0.18 <sup>+0.04</sup> <sub>-0.02</sub>	1.1 <sup>+0.3</sup> <sub>-0.4</sub>	0.23 <sup>+0.06</sup> <sub>-0.02</sub>	2.8 <sup>+0.3</sup> <sub>-0.2</sub>
1367	05 42 04.44	-07 51 49.7	0.16 <sup>+0.05</sup> <sub>-0.03</sub>	5.2 <sup>+5.9</sup> <sub>-1.9</sub>	0.13 <sup>+0.03</sup> <sub>-0.02</sub>	7.2 <sup>+7.8</sup> <sub>-1.2</sub>	0.13 <sup>+0.04</sup> <sub>-0.03</sub>	4.6 <sup>+4.3</sup> <sub>-1.3</sub>	0.17 <sup>+0.03</sup> <sub>-0.02</sub>	6.5 <sup>+4.4</sup> <sub>-1.7</sub>	...	...
1368	05 42 08.83	-07 56 54.7	0.17 <sup>+0.05</sup> <sub>-0.03</sub>	2.8 <sup>+3.0</sup> <sub>-1.0</sub>	0.15 <sup>+0.03</sup> <sub>-0.03</sub>	5.2 <sup>+1.9</sup> <sub>-0.6</sub>	0.17 <sup>+0.04</sup> <sub>-0.04</sub>	3.3 <sup>+2.6</sup> <sub>-0.9</sub>	0.18 <sup>+0.03</sup> <sub>-0.02</sub>	3.2 <sup>+2.1</sup> <sub>-0.6</sub>	...	...
1369	05 42 18.68	-08 07 29.2	0.29 <sup>+0.08</sup> <sub>-0.06</sub>	4.9 <sup>+5.2</sup> <sub>-2.1</sub>	0.25 <sup>+0.05</sup> <sub>-0.04</sub>	5.9 <sup>+2.6</sup> <sub>-1.5</sub>	0.30 <sup>+0.09</sup> <sub>-0.06</sub>	5.5 <sup>+5.8</sup> <sub>-2.1</sub>	0.24 <sup>+0.06</sup> <sub>-0.04</sub>	3.6 <sup>+2.9</sup> <sub>-1.2</sub>	0.28 <sup>+0.08</sup> <sub>-0.04</sub>	5.9 <sup>+3.9</sup> <sub>-1.4</sub>
1370	05 42 20.67	-08 01 02.9	0.26 <sup>+0.06</sup> <sub>-0.06</sub>	9.3 <sup>+15.7</sup> <sub>-4.1</sub>	0.21 <sup>+0.05</sup> <sub>-0.04</sub>	8.9 <sup>+2.4</sup> <sub>-1.7</sub>	0.25 <sup>+0.06</sup> <sub>-0.06</sub>	8.9 <sup>+10.8</sup> <sub>-3.8</sub>	0.23 <sup>+0.04</sup> <sub>-0.04</sub>	7.3 <sup>+10.6</sup> <sub>-2.7</sub>	0.25 <sup>+0.08</sup> <sub>-0.03</sub>	9.5 <sup>+13.6</sup> <sub>-2.3</sub>
1371	05 42 22.73	-08 09 23.7	0.17 <sup>+0.06</sup> <sub>-0.04</sub>	2.7 <sup>+4.5</sup> <sub>-1.2</sub>	0.15 <sup>+0.05</sup> <sub>-0.03</sub>	5.1 <sup>+3.9</sup> <sub>-1.0</sub>	0.17 <sup>+0.06</sup> <sub>-0.04</sub>	3.2 <sup>+4.2</sup> <sub>-1.0</sub>	0.17 <sup>+0.04</sup> <sub>-0.03</sub>	3.1 <sup>+3.2</sup> <sub>-0.8</sub>	...	...
1372	05 42 26.39	-07 58 56.6	0.24 <sup>+0.17</sup> <sub>-0.05</sub>	0.2 <sup>+1.0</sup> <sub>-0.1</sub>	0.29 <sup>+0.16</sup> <sub>-0.08</sub>	1.0 <sup>+1.1</sup> <sub>-0.8</sub>	...	...	0.19 <sup>+0.13</sup> <sub>-0.05</sub>	0.1 <sup>+0.6</sup> <sub>-0.1</sub>	...	...
1373	05 42 27.81	-08 08 26.6	0.51 <sup>+0.12</sup> <sub>-0.10</sub>	3.5 <sup>+2.8</sup> <sub>-1.3</sub>	0.44 <sup>+0.10</sup> <sub>-0.06</sub>	3.8 <sup>+2.6</sup> <sub>-0.9</sub>	0.67 <sup>+0.11</sup> <sub>-0.13</sub>	6.7 <sup>+4.5</sup> <sub>-2.5</sub>	0.43 <sup>+0.11</sup> <sub>-0.09</sub>	2.4 <sup>+1.9</sup> <sub>-0.8</sub>	0.50 <sup>+0.11</sup> <sub>-0.08</sub>	3.9 <sup>+2.4</sup> <sub>-0.9</sub>
1374	05 42 28.27	-08 21 12.2	0.43 <sup>+0.09</sup> <sub>-0.08</sub>	10.6 <sup>+6.0</sup> <sub>-3.5</sub>	0.32 <sup>+0.05</sup> <sub>-0.04</sub>	8.5 <sup>+2.9</sup> <sub>-1.7</sub>	0.45 <sup>+0.08</sup> <sub>-0.08</sub>	12.4 <sup>+7.2</sup> <sub>-4.1</sub>	0.33 <sup>+0.08</sup> <sub>-0.05</sub>	6.4 <sup>+4.0</sup> <sub>-1.8</sub>	0.40 <sup>+0.08</sup> <sub>-0.07</sub>	9.9 <sup>+4.8</sup> <sub>-2.6</sub>
1375	05 42 30.54	-08 05 49.5	0.21 <sup>+0.04</sup> <sub>-0.04</sub>	3.8 <sup>+1.5</sup> <sub>-0.4</sub>	0.18 <sup>+0.04</sup> <sub>-0.04</sub>	5.5 <sup>+2.3</sup> <sub>-1.0</sub>	0.21 <sup>+0.07</sup> <sub>-0.04</sub>	4.1 <sup>+4.3</sup> <sub>-1.3</sub>	0.20 <sup>+0.04</sup> <sub>-0.03</sub>	3.6 <sup>+2.4</sup> <sub>-0.8</sub>	...	...
1376	05 42 34.70	-07 58 40.9	0.18 <sup>+0.10</sup> <sub>-0.04</sub>	0.7 <sup>+2.3</sup> <sub>-0.4</sub>	0.19 <sup>+0.08</sup> <sub>-0.05</sub>	2.7 <sup>+1.6</sup> <sub>-1.7</sub>	...	...	0.16 <sup>+0.07</sup> <sub>-0.03</sub>	1.2 <sup>+1.4</sup> <sub>-0.7</sub>	...	...
1377	05 42 42.79	-08 06 33.1	0.25 <sup>+0.11</sup> <sub>-0.07</sub>	2.4 <sup>+5.9</sup> <sub>-1.2</sub>	0.23 <sup>+0.07</sup> <sub>-0.06</sub>	4.0 <sup>+3.1</sup> <sub>-1.3</sub>	0.26 <sup>+0.12</sup> <sub>-0.06</sub>	3.0 <sup>+6.6</sup> <sub>-1.0</sub>	0.20 <sup>+0.08</sup> <sub>-0.04</sub>	2.0 <sup>+3.4</sup> <sub>-0.6</sub>	0.24 <sup>+0.11</sup> <sub>-0.02</sub>	4.1 <sup>+4.5</sup> <sub>-0.5</sub>
1378	05 42 44.48	-08 43 39.6	0.24 <sup>+0.06</sup> <sub>-0.05</sub>	2.1 <sup>+1.6</sup> <sub>-0.8</sub>	0.23 <sup>+0.04</sup> <sub>-0.05</sub>	3.8 <sup>+0.9</sup> <sub>-0.7</sub>	0.25 <sup>+0.07</sup> <sub>-0.05</sub>	2.7 <sup>+2.2</sup> <sub>-0.8</sub>	0.20 <sup>+0.04</sup> <sub>-0.03</sub>	1.9 <sup>+0.8</sup> <sub>-0.3</sub>	0.23 <sup>+0.07</sup> <sub>-0.02</sub>	3.9 <sup>+0.9</sup> <sub>-0.1</sub>
1379	05 42 45.48	-08 14 17.6	0.26 <sup>+0.23</sup> <sub>-0.09</sub>	4.7 <sup>+34.4</sup> <sub>-2.7</sub>	0.23 <sup>+0.17</sup> <sub>-0.07</sub>	5.9 <sup>+21.8</sup> <sub>-1.7</sub>	0.26 <sup>+0.21</sup> <sub>-0.10</sub>	5.1 <sup>+18.8</sup> <sub>-2.3</sub>	0.22 <sup>+0.22</sup> <sub>-0.09</sub>	3.7 <sup>+27.3</sup> <sub>-2.0</sub>	0.25 <sup>+0.23</sup> <sub>-0.03</sub>	6.0 <sup>+32.1</sup> <sub>-0.6</sub>
1380	05 42 47.79	-08 06 03.4	0.17 <sup>+0.04</sup> <sub>-0.04</sub>	2.2 <sup>+4.3</sup> <sub>-0.9</sub>	0.15 <sup>+0.06</sup> <sub>-0.03</sub>	4.8 <sup>+2.3</sup> <sub>-1.0</sub>	0.17 <sup>+0.04</sup> <sub>-0.04</sub>	2.7 <sup>+0.7</sup> <sub>-0.7</sub>	0.17 <sup>+0.03</sup> <sub>-0.03</sub>	2.7 <sup>+0.7</sup> <sub>-0.7</sub>	...	...
1381	05 42 49.96	-08 14 15.6	0.31 <sup>+0.12</sup> <sub>-0.08</sub>	3.0 <sup>+10.2</sup> <sub>-1.4</sub>	0.29 <sup>+0.07</sup> <sub>-0.06</sub>	4.1 <sup>+5.0</sup> <sub>-1.0</sub>	0.34 <sup>+0.14</sup> <sub>-0.08</sub>	3.9 <sup>+8.5</sup> <sub>-1.5</sub>	0.24 <sup>+0.11</sup> <sub>-0.05</sub>	2.2 <sup>+6.3</sup> <sub>-0.7</sub>	0.32 <sup>+0.11</sup> <sub>-0.06</sub>	4.1 <sup>+8.0</sup> <sub>-0.8</sub>
1382	05 42 51.83	-08 06 39.2	0.31 <sup>+0.11</sup> <sub>-0.07</sub>	4.4 <sup>+6.5</sup> <sub>-2.0</sub>	0.27 <sup>+0.06</sup> <sub>-0.05</sub>	5.4 <sup>+3.0</sup> <sub>-1.3</sub>	0.32 <sup>+0.12</sup> <sub>-0.08</sub>	5.3 <sup>+7.5</sup> <sub>-2.1</sub>	0.25 <sup>+0.09</sup> <sub>-0.05</sub>	3.1 <sup>+3.8</sup> <sub>-1.0</sub>	0.30 <sup>+0.10</sup> <sub>-0.06</sub>	5.4 <sup>+4.9</sup> <sub>-1.1</sub>
1383	05 42 54.96	-08 22 29.9	0.29 <sup>+0.09</sup> <sub>-0.06</sub>	2.9 <sup>+2.6</sup> <sub>-1.4</sub>	0.27 <sup>+0.05</sup> <sub>-0.05</sub>	4.2 <sup>+1.4</sup> <sub>-1.2</sub>	0.31 <sup>+0.11</sup> <sub>-0.06</sub>	3.7 <sup>+3.5</sup> <sub>-1.5</sub>	0.23 <sup>+0.07</sup> <sub>-0.04</sub>	2.2 <sup>+0.8</sup> <sub>-0.8</sub>	0.30 <sup>+0.08</sup> <sub>-0.05</sub>	4.1 <sup>+1.9</sup> <sub>-1.0</sub>
1384	05 42 56.82	-08 16 12.4	0.51 <sup>+0.03</sup> <sub>-0.13</sub>	41.7 <sup>+29.1</sup> <sub>-20.5</sub>	0.35 <sup>+0.09</sup> <sub>-0.08</sub>	22.5 <sup>+23.9</sup> <sub>-8.5</sub>	0.52 <sup>+0.03</sup> <sub>-0.15</sub>	42.6 <sup>+4.3</sup> <sub>-13.5</sub>	0.43 <sup>+0.08</sup> <sub>-0.11</sub>	25.0 <sup>+26.7</sup> <sub>-11.7</sub>	0.49 <sup>+0.04</sup> <sub>-0.13</sub>	34.9 <sup>+28.7</sup> <sub>-16.1</sub>
1385	05 42 56.96	-08 14 57.0	0.22 <sup>+0.07</sup> <sub>-0.07</sub>	4.6 <sup>+17.3</sup> <sub>-2.5</sub>	0.19 <sup>+0.05</sup> <sub>-0.05</sub>	6.0 <sup>+9.4</sup> <sub>-1.8</sub>	0.22 <sup>+0.06</sup> <sub>-0.06</sub>	4.7 <sup>+15.5</sup> <sub>-2.0</sub>	0.21 <sup>+0.12</sup> <sub>-0.06</sub>	4.1 <sup>+11.2</sup> <sub>-1.8</sub>	0.21 <sup>+0.16</sup> <sub>-0.01</sub>	6.2 <sup>+14.2</sup> <sub>-1.3</sub>
1386	05 43 22.22	-08 33 11.2	0.19 <sup>+0.08</sup> <sub>-0.04</sub>	4.0 <sup>+4.8</sup> <sub>-1.7</sub>	0.17 <sup>+0.05</sup> <sub>-0.03</sub>	6.0 <sup>+2.5</sup> <sub>-0.9</sub>	0.19 <sup>+0.08</sup> <sub>-0.04</sub>	4.2 <sup>+4.8</sup> <sub>-1.4</sub>	0.19 <sup>+0.05</sup> <sub>-0.03</sub>	4.1 <sup>+2.6</sup> <sub>-1.1</sub>	...	...
1387	05 43 23.18	-08 28 07.4	0.16 <sup>+0.06</sup> <sub>-0.03</sub>	2.1 <sup>+3.1</sup> <sub>-0.9</sub>	0.15 <sup>+0.05</sup> <sub>-0.03</sub>	4.7 <sup>+1.9</sup> <sub>-1.0</sub>	0.16 <sup>+0.06</sup> <sub>-0.03</sub>	2.6 <sup>+3.5</sup> <sub>-0.6</sub>	0.17 <sup>+0.04</sup> <sub>-0.03</sub>	2.6 <sup>+1.9</sup> <sub>-0.6</sub>	...	...
1388	05 43 51.28	-08 28 01.7	0.35 <sup>+0.09</sup> <sub>-0.06</sub>	0.6 <sup>+0.7</sup> <sub>-0.2</sub>	0.39 <sup>+0.07</sup> <sub>-0.05</sub>	1.4 <sup>+0.6</sup> <sub>-0.2</sub>	0.60 <sup>+0.14</sup> <sub>-0.08</sub>	1.7 <sup>+1.6</sup> <sub>-0.4</sub>	0.29 <sup>+0.07</sup> <sub>-0.06</sub>	0.6 <sup>+0.4</sup> <sub>-0.3</sub>	0.38 <sup>+0.08</sup> <sub>-0.05</sub>	1.5 <sup>+0.6</sup> <sub>-0.4</sub>

Table 6 Accretion properties of the YSOs in L1641 from Hectochelle.

ID	RA (J2000)	DEC (J2000)	EW(Li) (Å)	EW(H $\alpha$ ) (Å)	FW <sub>H<math>\alpha</math>,10%</sub> (km/s)	TTS	Accretor		Epoch
							Prob	Log $M_{acc}$ ( $M_{\odot}/yr$ )	
1	05 36 05.00	-06 42 43.8	...	-25.2	357	C	100%	-9.4	2010 Feb 5
			0.30	-21.1	348	C	100%	-9.5	2010 Mar 3
2	05 35 10.69	-06 34 15.5	...	-41.1	215	C	83%	-10.8	2010 Nov 29
3	05 34 52.29	-06 35 08.5	...	-10.8	292	W	96%	...	2010 Feb 5
			...	-8.3	229	W	86%	...	2010 Mar 3
4	05 35 50.56	-06 33 17.3	...	-4.9	104	W	10%	...	2010 Nov 29
6	05 35 26.58	-06 19 09.0	...	-4.3	192	W	77%	...	2010 Nov 29
			...	-5.3	214	W	83%	...	2010 Mar 3
8	05 35 37.32	-06 23 26.3	0.55	-22.5	183	C	75%	-11.1	2010 Feb 5
			0.62	-22.1	189	C	76%	-11.1	2010 Mar 3
			...	-29.2	201	C	80%	-10.9	2010 Nov 29
9	05 35 32.70	-06 30 17.9	0.58	...	...	W	...	...	2010 Feb 5
			0.54	-3.4	141	W	44%	...	2010 Mar 3
11	05 35 23.61	-06 28 24.3	0.53	-4.8	192	W	77%	...	2010 Feb 5
			0.45	-7.2	226	W	85%	...	2010 Mar 3
12	05 35 16.31	-06 18 43.2	...	-24.3	150	W	54%	...	2010 Feb 5
			...	-24.8	129	W	30%	...	2010 Mar 3
14	05 35 01.36	-06 15 17.6	0.45	...	...	W	...	...	2010 Feb 5
			0.32	...	...	W	...	...	2010 Mar 3
			0.34	...	...	W	...	...	2010 Nov 29
15	05 34 28.70	-06 22 07.9	0.80	-3.8	116	W	18%	...	2010 Nov 29
16	05 36 04.97	-06 46 41.2	0.54	-7.2	387	C	100%	-9.1	2010 Nov 29
17	05 35 57.29	-06 40 28.0	0.32	-120.3	357	C	100%	-9.4	2010 Feb 5
			0.59	-108.4	361	C	100%	-9.4	2010 Mar 3
			...	-136.8	307	C	98%	-9.9	2010 Nov 29
18	05 35 59.84	-06 42 30.3	...	-113.0	264	C	93%	-10.3	2010 Feb 5
			...	-110.6	354	C	100%	-9.5	2010 Mar 3
			...	-78.7	305	C	98%	-9.9	2010 Nov 29
19	05 35 50.20	-06 50 40.1	0.41	-26.3	576	C	100%	-7.3	2010 Feb 5
			0.50	-26.5	450	C	100%	-8.5	2010 Mar 3
			...	-26.3	451	C	100%	-8.5	2010 Nov 29
20	05 35 58.25	-06 36 43.0	0.48	-16.3	480	C	100%	-8.2	2010 Feb 5

TABLE 6 – continued

ID	RA (J2000)	DEC (J2000)	$EW(\text{Li})$ ( $\text{\AA}$ )	$EW(\text{H}\alpha)$ ( $\text{\AA}$ )	$FW_{\text{H}\alpha,10\%}$ (km/s)	TTS	Accretor Prob	$\text{Log } \dot{M}_{\text{acc}}$ ( $M_{\odot}/\text{yr}$ )	Epoch
			0.37	-20.1	331	C	99%	-9.7	2010 Mar 3
			...	-56.2	342	C	99%	-9.6	2010 Nov 29
21	05 35 25.10	-06 47 56.3	0.56	-22.4	304	C	98%	-9.9	2010 Feb 5
			0.53	-19.7	281	C	95%	-10.2	2010 Mar 3
			0.22	-55.0	403	C	100%	-9.0	2010 Nov 29
22	05 35 34.20	-06 39 43.1	0.54	-6.0	204	W	80%	<-10.9	2010 Feb 5
			0.59	-4.9	201	W	80%	<-10.9	2010 Mar 3
			...	-5.7	145	W	48%	<-11.5	2010 Nov 29
23	05 34 59.02	-06 42 17.6	0.60	-7.6	495	C	100%	-8.1	2010 Feb 5
			0.47	-11.3	471	C	100%	-8.3	2010 Mar 3
			...	-6.5	335	C	99%	-9.6	2010 Nov 29
24	05 35 47.30	-06 33 23.3	0.59	-6.4	176	W	72%	...	2010 Feb 5
			0.62	-7.1	135	W	38%	...	2010 Mar 3
26	05 34 48.34	-06 30 26.9	0.52	-56.0	378	C	100%	-9.2	2010 Feb 5
			0.53	-18.0	204	C	81%	-10.9	2010 Mar 3
			0.38	-47.0	373	C	100%	-9.3	2010 Nov 29
			...	-12.3	206	W	81%	...	2010 Mar 3
29	05 35 17.68	-06 32 23.8	0.56	-4.4	194	W	78%	...	2010 Feb 5
			0.58	-3.8	143	W	46%	...	2010 Mar 3
			0.52	-4.7	128	W	30%	...	2010 Nov 29
30	05 35 17.77	-06 31 44.2	...	-8.9	270	W	94%	...	2010 Feb 5
			...	-6.9	204	W	81%	...	2010 Mar 3
			...	-7.8	141	W	44%	...	2010 Nov 29
31	05 34 06.94	-06 32 07.8	...	-4.5	69	W	1%	<-12.2	2010 Nov 29
32	05 34 50.30	-06 26 48.3	0.35	-3.4	101	W	8%	...	2010 Feb 5
			0.31	-3.0	165	W	65%	...	2010 Mar 3
			...	-2.6	85	W	2%	...	2010 Nov 29
33	05 35 01.93	-06 30 12.7	0.60	-3.2	145	W	48%	...	2010 Feb 5
			0.60	-3.8	130	W	32%	...	2010 Mar 3
			0.40	-6.2	152	W	55%	...	2010 Nov 29
35	05 34 43.17	-06 27 14.5	...	-14.0	187	W	76%	<-11.1	2010 Feb 5
			...	-21.6	239	C	88%	-10.6	2010 Mar 3
			...	-22.2	205	C	81%	-10.9	2010 Nov 29
36	05 34 49.97	-06 28 12.0	0.53	-1.2	254	C	91%	-10.4	2010 Feb 5
			0.50	-6.9	451	C	100%	-8.5	2010 Mar 3
			0.49	-8.7	483	C	100%	-8.2	2010 Nov 29
39	05 34 53.85	-06 23 52.5	0.56	-8.7	308	C	98%	-9.9	2010 Feb 5
			0.58	-7.7	268	C	93%	-10.3	2010 Mar 3
			0.58	-7.6	251	C	90%	-10.5	2010 Nov 29
40	05 34 59.51	-06 21 39.9	0.44	-0.5	85	W	3%	...	2010 Feb 5
			0.43	0.1	27	W	0%	...	2010 Mar 3
			0.44	-0.7	107	W	11%	...	2010 Nov 29
42	05 34 19.88	-06 18 47.8	...	-5.8	149	W	52%	...	2010 Feb 5
			...	-5.2	164	W	65%	...	2010 Mar 3
43	05 34 45.71	-06 21 40.1	0.60	-3.2	145	W	48%	...	2010 Feb 5
			0.60	-4.0	185	W	75%	...	2010 Mar 3
			0.56	-2.7	106	W	11%	...	2010 Nov 29
44	05 34 45.14	-06 21 07.2	0.53	-6.7	216	W	83%	...	2010 Feb 5
			0.57	-7.0	207	W	81%	...	2010 Mar 3
			0.45	-6.1	107	W	11%	...	2010 Nov 29
45	05 35 03.80	-06 16 47.5	0.58	-3.8	142	W	45%	...	2010 Feb 5
			0.49	-4.2	154	W	57%	...	2010 Mar 3
47	05 34 43.29	-06 17 03.4	0.54	-5.9	176	W	72%	...	2010 Feb 5
			0.52	-7.2	192	W	77%	...	2010 Mar 3
			...	-1.7	105	W	10%	...	2010 Nov 29
48	05 35 07.52	-06 19 23.2	...	-6.1	131	W	33%	...	2010 Feb 5
			0.32	-6.4	103	W	9%	...	2010 Mar 3
49	05 34 57.45	-06 19 33.1	0.47	-6.6	168	W	68%	<-11.3	2010 Feb 5
			0.45	-5.9	210	W	82%	<-10.9	2010 Mar 3
50	05 35 06.39	-06 19 48.8	0.47	-5.5	193	W	78%	...	2010 Feb 5
			0.40	-4.1	147	W	50%	...	2010 Mar 3
51	05 34 51.89	-06 17 38.0	...	-7.7	129	W	31%	...	2010 Feb 5
			...	-6.1	148	W	51%	...	2010 Mar 3
			...	-6.2	72	W	1%	...	2010 Nov 29
53	05 35 36.83	-06 16 30.8	0.53	-2.7	201	W	80%	...	2010 Feb 5
			0.51	-3.1	199	W	79%	...	2010 Mar 3
54	05 35 27.91	-06 14 15.0	0.37	-37.6	366	C	100%	-9.3	2010 Feb 5
			...	-67.1	437	C	100%	-8.7	2010 Mar 3
55	05 35 10.95	-06 13 25.1	...	-10.7	404	W	100%	...	2010 Feb 5
			...	-9.6	335	W	99%	...	2010 Mar 3
58	05 35 29.21	-06 16 29.5	...	-16.0	216	W	83%	...	2010 Feb 5
			...	-14.6	281	W	95%	...	2010 Mar 3
60	05 35 26.60	-06 16 28.4	...	-6.9	71	W	1%	...	2010 Nov 29

TABLE 6 – continued

ID	RA (J2000)	DEC (J2000)	$EW(\text{Li})$ (Å)	$EW(\text{H}\alpha)$ (Å)	$FW_{\text{H}\alpha,10\%}$ (km/s)	TTS	Accretor Prob	$\text{Log } M_{\text{acc}}$ ( $M_{\odot}/\text{yr}$ )	Epoch
61	05 35 46.06	-06 12 22.8	0.58	-2.5	159	W	61%	...	2010 Nov 29
62	05 35 30.15	-06 12 05.9	0.59	-5.8	161	W	63%	...	2010 Feb 5
			0.59	-5.8	121	W	23%	...	2010 Mar 3
64	05 35 56.96	-06 29 38.1	...	-67.2	342	C	99%	-9.6	2010 Nov 29
66	05 35 50.95	-06 22 43.4	...	-5.4	174	W	71%	<-11.2	2010 Feb 5
			0.51	-4.0	190	W	77%	<-11.0	2010 Mar 3
67	05 36 09.68	-06 10 30.6	...	-10.0	357	C	100%	-9.4	2010 Feb 5
			...	-10.9	441	C	100%	-8.6	2010 Mar 3
			...	-9.5	417	C	100%	-8.8	2010 Nov 29
69	05 36 06.65	-06 14 25.9	0.53	-18.6	368	C	100%	-9.3	2010 Feb 5
			0.32	-56.4	481	C	100%	-8.2	2010 Mar 3
			0.29	-34.2	419	C	100%	-8.8	2010 Nov 29
71	05 36 04.60	-06 11 27.1	0.54	-3.2	275	W	94%	...	2010 Feb 5
			0.52	-3.9	259	W	92%	...	2010 Mar 3
			0.59	-4.6	179	W	73%	...	2010 Nov 29
74	05 36 24.99	-06 17 32.5	0.44	...	...	W	...	...	2010 Feb 5
			0.44	...	...	W	...	...	2010 Mar 3
77	05 36 05.16	-06 25 25.2	0.63	-5.8	239	W	88%	...	2010 Feb 5
			0.64	-6.8	219	W	84%	...	2010 Mar 3
78	05 36 18.00	-06 10 02.7	...	-6.8	129	W	31%	...	2010 Feb 5
			...	-7.9	129	W	31%	...	2010 Mar 3
83	05 36 59.95	-06 11 45.0	...	-17.3	384	W	100%	...	2010 Feb 5
			...	-14.6	417	W	100%	...	2010 Mar 3
			...	-12.5	269	W	94%	...	2010 Nov 29
86	05 36 40.40	-06 13 33.3	0.51	-16.0	265	C	93%	-10.3	2010 Feb 5
			0.52	-8.7	196	W	78%	<-11.0	2010 Mar 3
87	05 36 33.80	-06 19 26.7	...	-8.4	112	W	15%	...	2010 Nov 29
88	05 36 13.15	-06 25 41.0	0.45	-4.5	143	W	46%	...	2010 Feb 5
			0.47	-4.7	187	W	76%	...	2010 Mar 3
90	05 36 27.72	-06 23 12.2	0.37	-32.7	274	C	94%	-10.2	2010 Feb 5
			0.38	-44.8	285	C	96%	-10.1	2010 Mar 3
91	05 36 55.22	-06 20 25.7	0.65	-17.8	241	C	88%	-10.6	2010 Feb 5
			0.46	-10.3	297	C	97%	-10.0	2010 Mar 3
			...	-20.2	229	C	86%	-10.7	2010 Nov 29
92	05 36 54.28	-06 19 45.4	0.65	-7.5	100	W	7%	...	2010 Nov 29
93	05 36 21.83	-06 26 01.9	...	-58.3	460	C	100%	-8.4	2010 Feb 5
			0.34	-43.2	511	C	100%	-7.9	2010 Mar 3
			...	-31.7	542	C	100%	-7.6	2010 Nov 29
94	05 37 03.96	-06 16 40.3	...	-5.2	155	W	58%	...	2010 Feb 5
			0.51	-3.9	119	W	21%	...	2010 Mar 3
96	05 36 26.69	-06 26 28.7	0.58	-1.7	270	W	94%	...	2010 Feb 5
			0.58	-1.7	250	W	90%	...	2010 Mar 3
98	05 36 06.58	-06 31 42.8	...	-5.9	97	W	6%	<-12.0	2010 Feb 5
			0.44	-5.1	103	W	9%	<-11.9	2010 Mar 3
			...	-9.2	150	W	53%	<-11.4	2010 Nov 29
100	05 36 45.21	-06 28 09.6	0.44	-12.9	344	W	99%	...	2010 Feb 5
			0.44	-11.5	245	W	89%	...	2010 Mar 3
			...	-26.4	254	W	91%	...	2010 Nov 29
101	05 37 11.90	-06 29 16.7	...	-7.0	139	W	42%	...	2010 Feb 5
			...	-8.0	170	W	69%	...	2010 Mar 3
			...	-22.2	218	W	84%	...	2010 Nov 29
102	05 36 06.65	-06 32 17.1	0.47	-10.6	528	C	100%	-7.8	2010 Nov 29
103	05 36 24.13	-06 31 49.4	...	-13.3	322	W	99%	...	2010 Feb 5
			...	-14.6	309	W	98%	...	2010 Mar 3
104	05 37 05.76	-06 27 16.3	0.24	-7.0	248	W	90%	...	2010 Feb 5
			0.28	-8.6	242	W	89%	...	2010 Mar 3
			...	-9.0	216	W	83%	...	2010 Nov 29
105	05 36 58.98	-06 29 04.7	0.52	-12.9	241	W	88%	<-10.6	2010 Feb 5
			0.63	-8.2	329	C	99%	-9.7	2010 Mar 3
			...	-13.9	288	C	96%	-10.1	2010 Nov 29
107	05 37 14.73	-06 35 15.7	...	-16.3	101	W	8%	...	2010 Nov 29
108	05 36 41.33	-06 33 59.9	0.48	-140.4	372	C	100%	-9.3	2010 Feb 5
			0.48	-147.2	353	C	100%	-9.5	2010 Mar 3
			0.28	-100.5	384	C	100%	-9.2	2010 Nov 29
110	05 36 36.93	-06 33 24.0	...	-60.4	486	C	100%	-8.2	2010 Feb 5
			...	-139.2	513	C	100%	-7.9	2010 Mar 3
			...	-90.6	596	C	100%	-7.1	2010 Nov 29
111	05 36 30.45	-06 32 07.7	...	-20.6	484	W	100%	...	2010 Feb 5
			...	-21.7	579	W	100%	...	2010 Mar 3
112	05 37 00.10	-06 33 27.3	0.37	-30.6	510	C	100%	-7.9	2010 Feb 5
			0.40	-31.0	551	C	100%	-7.5	2010 Mar 3
113	05 37 25.30	-06 33 12.2	0.49	-1.2	170	W	69%	...	2010 Feb 5
			0.48	-0.5	87	W	3%	...	2010 Mar 3



TABLE 6 – continued

ID	RA (J2000)	DEC (J2000)	$EW(\text{Li})$ ( $\text{\AA}$ )	$EW(\text{H}\alpha)$ ( $\text{\AA}$ )	$FW_{\text{H}\alpha,10\%}$ (km/s)	TTS	Accretor Prob	$\text{Log } \dot{M}_{\text{acc}}$ ( $M_{\odot}/\text{yr}$ )	Epoch
114	05 37 51.56	-06 41 28.9	...	-7.8	303	W	98%	...	2010 Feb 5
			...	-7.2	417	W	100%	...	2010 Mar 3
			...	-17.3	134	W	36%	...	2010 Nov 29
			0.41	...	...	...	...	...	2010 Mar 3
116	05 37 42.77	-06 40 15.8	0.49	-0.2	88	W	3%	...	2010 Feb 5
			0.48	-0.2	83	W	2%	...	2010 Mar 3
			0.48	-1.1	114	W	17%	...	2010 Nov 29
117	05 37 10.70	-06 35 27.9	0.65	-3.2	128	W	30%	...	2010 Feb 5
			0.62	-2.8	137	W	40%	...	2010 Mar 3
118	05 37 32.44	-06 39 04.9	0.61	-14.4	381	C	100%	-9.2	2010 Feb 5
			0.61	-16.5	372	C	100%	-9.3	2010 Mar 3
119	05 36 53.25	-06 35 00.1	...	-6.5	132	W	35%	...	2010 Feb 5
			...	-5.0	177	W	72%	...	2010 Mar 3
120	05 37 51.37	-06 39 51.3	0.44	...	...	W	...	...	2010 Feb 5
			0.43	...	...	W	...	...	2010 Mar 3
121	05 36 51.88	-06 35 25.1	...	-3.3	127	W	29%	...	2010 Feb 5
			0.34	-2.8	133	W	35%	...	2010 Mar 3
122	05 37 10.81	-06 45 40.7	0.54	-4.4	159	W	61%	...	2010 Feb 5
			0.52	-3.6	170	W	68%	...	2010 Mar 3
123	05 37 34.06	-06 44 02.1	...	-10.3	225	W	85%	...	2010 Feb 5
			...	-6.9	256	W	91%	...	2010 Mar 3
124	05 37 38.98	-06 45 15.3	...	-3.9	196	W	79%	...	2010 Feb 5
			...	-3.6	152	W	55%	...	2010 Mar 3
126	05 37 32.09	-06 47 05.5	...	-3.4	94	W	5%	...	2010 Feb 5
			...	-4.4	103	W	9%	...	2010 Mar 3
127	05 37 22.85	-06 44 46.3	0.59	-13.3	393	C	100%	-9.1	2010 Feb 5
			0.54	-14.4	319	C	99%	-9.8	2010 Mar 3
128	05 36 31.51	-06 41 13.4	0.50	-2.1	99	W	7%	...	2010 Feb 5
			0.45	-2.3	92	W	4%	...	2010 Mar 3
			0.38	-5.5	107	W	11%	...	2010 Nov 29
129	05 36 44.76	-06 44 28.3	...	-7.9	115	W	18%	...	2010 Feb 5
			...	-5.5	123	W	24%	...	2010 Mar 3
			...	-7.3	79	W	2%	...	2010 Nov 29
131	05 36 32.42	-06 40 42.8	...	-38.0	326	C	99%	-9.7	2010 Feb 5
			...	-35.4	358	C	100%	-9.4	2010 Mar 3
			...	-49.7	340	C	99%	-9.6	2010 Nov 29
132	05 37 10.68	-06 47 11.9	...	-7.9	126	W	27%	...	2010 Feb 5
			...	-3.6	134	W	37%	...	2010 Mar 3
133	05 36 32.81	-06 39 54.7	0.38	...	...	W	...	...	2010 Feb 5
			0.37	...	...	W	...	...	2010 Mar 3
134	05 36 40.95	-06 41 17.6	...	-21.1	155	C	58%	-11.4	2010 Feb 5
			...	-15.8	173	W	70%	<-11.2	2010 Mar 3
			...	-31.8	96	C	6%	-12.0	2010 Nov 29
136	05 36 25.13	-06 44 41.7	...	-6.2	271	C	94%	-10.3	2010 Feb 5
			0.35	-4.2	245	W	89%	<-10.5	2010 Mar 3
137	05 36 40.70	-06 52 04.5	...	-3.5	253	W	91%	...	2010 Feb 5
			...	-4.2	281	W	95%	...	2010 Mar 3
138	05 36 28.11	-06 44 32.5	...	-15.2	460	C	100%	-8.4	2010 Nov 29
140	05 36 04.34	-06 34 38.8	0.57	-5.8	128	W	30%	...	2010 Feb 5
			0.49	-4.9	135	W	37%	...	2010 Mar 3
141	05 36 25.55	-06 51 28.1	...	-18.0	101	W	8%	...	2010 Feb 5
			...	-7.0	112	W	15%	...	2010 Mar 3
142	05 36 24.53	-06 52 34.0	...	-68.9	424	C	100%	-8.8	2010 Feb 5
			...	-28.5	321	C	99%	-9.8	2010 Mar 3
144	05 35 48.87	-06 12 07.8	0.47	-23.0	498	C	100%	-8.1	2010 Nov 29
146	05 35 51.31	-06 13 53.1	...	-6.4	87	W	3%	<-12.0	2010 Nov 29
147	05 36 32.87	-06 12 37.4	0.62	-4.4	118	W	20%	...	2010 Nov 29
150	05 36 38.04	-06 24 25.0	...	-7.0	83	W	2%	...	2010 Nov 29
151	05 37 10.85	-06 30 14.9	...	-19.8	158	W	61%	...	2010 Nov 29
152	05 37 13.88	-06 18 13.1	...	-1.9	97	W	6%	...	2010 Nov 29
153	05 36 17.69	-06 28 36.2	0.57	-5.3	177	W	72%	...	2010 Feb 5
			0.54	-4.0	109	W	12%	...	2010 Mar 3
154	05 37 35.24	-06 28 21.5	...	-8.8	125	W	27%	...	2010 Feb 5
			...	-8.0	114	W	16%	...	2010 Mar 3
			...	-15.2	96	W	6%	...	2010 Nov 29
155	05 36 50.23	-06 48 58.1	...	-9.1	189	W	77%	...	2010 Nov 29
157	05 36 10.86	-06 33 47.4	0.65	-4.4	158	W	60%	...	2010 Feb 5
			0.63	-4.5	162	W	64%	...	2010 Mar 3
			0.59	-5.7	154	W	57%	...	2010 Nov 29
158	05 41 20.32	-08 15 23.0	...	-9.6	167	W	67%	...	2010 Feb 5
			0.60	-7.9	152	W	55%	...	2011 Oct 19
159	05 40 19.42	-08 14 16.3	...	-61.5	527	C	100%	-7.8	2010 Feb 5
161	05 39 27.98	-08 04 46.8	...	-6.2	420	W	100%	...	2010 Feb 5
162	05 39 26.00	-08 04 06.9	...	-15.7	576	C	100%	-7.3	2010 Feb 5

TABLE 6 – continued

ID	RA (J2000)	DEC (J2000)	$EW(\text{Li})$ ( $\text{\AA}$ )	$EW(\text{H}\alpha)$ ( $\text{\AA}$ )	$FW_{H\alpha,10\%}$ (km/s)	TTS	Accretor Prob	$\text{Log } \dot{M}_{\text{acc}}$ ( $M_{\odot}/\text{yr}$ )	Epoch
163	05 41 18.06	-08 07 34.8	...	-11.8	104	W	10%	...	2010 Feb 5
164	05 40 28.75	-08 18 10.8	...	-9.5	141	W	44%	...	2010 Feb 5
			...	-7.0	159	W	62%	...	2011 Oct 19
165	05 41 14.04	-08 07 57.4	0.58	-10.4	549	C	100%	-7.6	2011 Oct 19
166	05 40 19.85	-08 16 37.9	...	-2.1	209	W	82%	...	2010 Feb 5
			...	-1.9	202	W	80%	...	2011 Oct 19
167	05 40 17.37	-08 09 46.5	0.61	-1.6	155	W	58%	...	2010 Feb 5
			0.57	-5.2	328	W	99%	...	2011 Oct 19
168	05 40 24.96	-08 07 32.9	0.36	-24.5	520	C	100%	-7.9	2010 Feb 5
			0.35	-31.8	524	C	100%	-7.8	2011 Oct 19
			...	-9.7	413	C	100%	-8.9	2011 Oct 19
170	05 40 48.07	-08 05 58.5	0.40	...	...	...	...	...	2010 Feb 5
			0.42	-0.9	108	W	12%	<-11.8	2011 Oct 19
171	05 40 46.23	-08 05 24.4	0.50	-16.7	456	C	100%	-8.5	2010 Feb 5
			0.47	-11.1	462	C	100%	-8.4	2011 Oct 19
172	05 40 46.40	-08 04 35.9	0.53	...	...	W	...	<...	2010 Feb 5
173	05 39 43.84	-07 53 53.6	...	-7.2	124	W	25%	...	2010 Feb 5
178	05 41 16.81	-07 42 59.8	...	-3.7	106	W	11%	...	2010 Feb 5
			...	-2.1	93	W	5%	...	2011 Oct 19
179	05 41 04.62	-07 45 40.3	0.56	-6.8	236	W	88%	<-10.6	2010 Feb 5
			0.63	-2.3	175	W	71%	<-11.2	2011 Oct 19
180	05 41 06.29	-07 45 38.5	0.60	...	...	W	...	...	2011 Oct 19
182	05 41 33.22	-07 55 02.3	0.46	-35.4	439	C	100%	-8.6	2010 Feb 5
			0.49	-13.4	355	C	100%	-9.4	2011 Oct 19
183	05 41 31.30	-07 55 11.8	...	-3.7	70	W	1%	...	2010 Feb 5
184	05 41 54.05	-07 49 53.2	...	-9.3	302	C	97%	-10.0	2010 Feb 5
			0.42	-5.7	382	C	100%	-9.2	2011 Oct 19
185	05 41 28.49	-08 02 11.9	...	-11.0	122	W	24%	...	2010 Feb 5
			...	-6.1	97	W	6%	...	2011 Oct 19
189	05 42 46.38	-07 59 57.4	...	-3.9	113	W	16%	...	2010 Feb 5
190	05 42 05.58	-08 01 05.3	0.36	-19.8	359	C	100%	-9.4	2010 Feb 5
			...	-16.5	389	C	100%	-9.1	2011 Oct 19
191	05 42 30.60	-07 59 53.8	...	-2.2	101	W	8%	...	2010 Feb 5
			...	-6.3	117	W	19%	...	2011 Oct 19
192	05 42 47.16	-08 05 56.9	...	-11.5	131	C	33%	-11.6	2010 Feb 5
			...	-2.7	129	W	31%	<-11.6	2011 Oct 19
195	05 43 01.74	-08 04 50.4	0.56	-36.6	497	C	100%	-8.1	2010 Feb 5
			0.47	-19.8	469	C	100%	-8.3	2011 Oct 19
196	05 42 17.67	-08 03 42.5	...	-2.0	171	W	69%	...	2011 Oct 19
198	05 42 47.40	-08 04 05.3	...	-38.3	304	C	98%	-9.9	2010 Feb 5
			...	-5.6	146	W	49%	<-11.5	2011 Oct 19
199	05 42 18.73	-08 04 11.6	...	-5.0	147	W	50%	...	2010 Feb 5
202	05 42 49.78	-08 12 10.2	...	-110.5	576	C	100%	-7.3	2010 Feb 5
			...	-126.8	548	C	100%	-7.6	2011 Oct 19
203	05 42 59.11	-08 09 23.4	...	-60.3	403	C	100%	-9.0	2010 Feb 5
205	05 42 11.57	-08 08 05.2	0.39	...	...	W	...	...	2010 Feb 5
			0.37	...	...	W	...	...	2011 Oct 19
206	05 41 53.64	-08 07 32.6	...	-2.4	154	W	57%	...	2010 Feb 5
			0.78	-1.9	111	W	14%	...	2011 Oct 19
208	05 43 08.46	-08 11 32.2	...	-15.7	156	C	59%	-11.4	2011 Oct 19
209	05 42 58.55	-08 18 51.8	...	-13.5	138	W	41%	<-11.6	2010 Feb 5
			...	-18.0	110	C	14%	-11.8	2011 Oct 19
210	05 42 35.59	-08 15 01.9	...	-128.2	319	C	99%	-9.8	2010 Feb 5
			...	-35.4	340	C	99%	-9.6	2011 Oct 19
211	05 43 01.56	-08 18 15.4	...	-9.0	107	W	11%	...	2010 Feb 5
212	05 42 32.91	-08 13 25.8	...	-21.1	326	W	99%	...	2011 Oct 19
			...	-152.5	568	C	100%	-7.4	2011 Oct 19
216	05 42 56.94	-08 22 50.3	...	-7.7	524	C	100%	-7.8	2011 Oct 19
217	05 42 39.34	-08 26 28.2	...	-10.1	222	C	84%	-10.7	2010 Feb 5
219	05 42 37.69	-08 25 15.5	...	-111.6	274	C	94%	-10.2	2010 Feb 5
220	05 42 19.26	-08 19 28.8	...	0.4	56	W	0%	...	2010 Feb 5
			...	-0.2	64	W	0%	...	2011 Oct 19
223	05 42 08.61	-08 22 13.7	0.61	-0.2	98	W	7%	...	2010 Feb 5
			0.60	-1.3	126	W	28%	...	2011 Oct 19
224	05 41 25.85	-07 49 50.3	...	-17.9	152	C	55%	-11.4	2010 Feb 5
225	05 42 29.13	-07 58 29.5	...	-12.3	156	W	59%	<-11.4	2010 Feb 5
			...	-10.5	127	W	29%	<-11.7	2011 Oct 19
226	05 41 51.37	-07 51 48.3	...	-6.2	230	W	86%	<-10.7	2010 Feb 5
227	05 42 25.66	-07 58 22.0	...	-7.7	269	W	94%	...	2010 Feb 5
			...	-8.7	106	W	11%	...	2011 Oct 19
228	05 42 18.15	-07 58 49.9	0.64	-3.3	126	W	27%	...	2011 Oct 19
229	05 42 14.30	-07 58 35.0	0.32	-12.7	612	C	100%	-7.0	2010 Feb 5
			0.37	-15.2	546	C	100%	-7.6	2011 Oct 19
232	05 42 53.59	-08 20 22.7	...	-2.3	128	W	30%	<-11.6	2010 Feb 5

TABLE 6 – continued

ID	RA (J2000)	DEC (J2000)	$EW(\text{Li})$ ( $\text{\AA}$ )	$EW(\text{H}\alpha)$ ( $\text{\AA}$ )	$FW_{H\alpha,10\%}$ (km/s)	TTS	Accretor Prob	$\text{Log } \dot{M}_{\text{acc}}$ ( $M_{\odot}/\text{yr}$ )	Epoch
			...	-6.2	279	C	95%	-10.2	2011 Oct 19
234	05 42 32.44	-08 07 24.0	0.75	-2.8	176	W	72%	...	2011 Oct 19
235	05 42 58.31	-08 20 06.9	...	-15.0	82	W	2%	...	2010 Feb 5
307	05 42 51.53	-08 07 17.7	0.62	-6.0	153	W	56%	...	2011 Oct 19
308	05 43 00.63	-08 08 40.8	0.45	-1.3	146	W	49%	...	2011 Oct 19
313	05 35 15.83	-06 24 45.7	...	-1.1	59	W	0%	...	2010 Nov 29
314	05 35 17.80	-06 24 38.4	0.58	-7.7	243	W	89%	<-10.5	2010 Feb 5
			0.55	-5.8	264	C	93%	-10.3	2010 Mar 3
316	05 35 18.95	-06 27 25.6	...	-13.2	214	W	83%	<-10.8	2010 Nov 29
317	05 35 19.34	-06 24 14.5	0.55	-4.2	143	W	46%	...	2010 Feb 5
			0.50	-3.0	102	W	8%	...	2010 Mar 3
318	05 35 21.77	-06 18 51.2	...	-22.0	337	C	99%	-9.6	2010 Feb 5
			...	-15.3	280	C	95%	-10.2	2010 Mar 3
320	05 35 24.49	-06 28 40.5	...	-8.5	102	W	8%	...	2010 Nov 29
321	05 35 25.70	-06 23 18.9	0.64	-5.3	150	W	53%	...	2010 Feb 5
			0.54	-7.3	149	W	52%	...	2010 Mar 3
324	05 35 26.83	-06 26 47.6	0.51	-1.7	102	W	8%	...	2010 Feb 5
			0.52	-1.1	92	W	4%	...	2010 Mar 3
331	05 35 31.05	-06 45 18.1	0.25	-63.8	342	C	99%	-9.6	2010 Nov 29
332	05 35 31.49	-06 14 18.9	0.61	-11.2	151	W	54%	...	2010 Feb 5
			0.44	-8.7	123	W	25%	...	2010 Mar 3
			...	-5.5	95	W	5%	...	2010 Nov 29
334	05 35 33.93	-06 14 32.8	...	-22.2	309	C	98%	-9.9	2010 Nov 29
335	05 35 34.17	-06 22 57.8	0.52	-7.0	154	W	57%	...	2010 Feb 5
			0.44	-6.1	129	W	31%	...	2010 Mar 3
338	05 35 40.83	-06 18 06.7	...	-11.3	216	W	83%	...	2010 Feb 5
			...	-10.0	241	W	89%	...	2010 Mar 3
339	05 35 41.02	-06 22 45.4	0.56	-19.8	314	C	98%	-9.8	2010 Feb 5
			0.59	-19.5	294	C	97%	-10.0	2010 Mar 3
			0.64	-8.2	226	W	85%	<-10.7	2010 Nov 29
342	05 35 42.84	-06 21 44.6	0.48	-5.0	154	W	57%	<-11.4	2010 Feb 5
			0.47	-4.2	154	W	57%	<-11.4	2010 Mar 3
343	05 35 42.76	-06 34 51.9	0.34	-78.3	448	C	100%	-8.5	2010 Feb 5
			0.39	-73.5	495	C	100%	-8.1	2010 Mar 3
			0.35	-67.3	488	C	100%	-8.2	2010 Nov 29
344	05 35 43.37	-06 22 19.6	...	-36.5	381	C	100%	-9.2	2010 Nov 29
347	05 35 47.65	-06 21 36.1	...	-160.9	366	C	100%	-9.3	2010 Feb 5
			...	-178.3	335	C	99%	-9.6	2010 Mar 3
			...	-127.0	344	C	99%	-9.6	2010 Nov 29
348	05 35 48.28	-06 17 59.4	...	-10.2	140	W	43%	...	2010 Nov 29
349	05 35 48.39	-06 17 36.2	...	-10.4	171	W	69%	...	2010 Feb 5
			...	-11.3	194	W	78%	...	2010 Mar 3
350	05 35 57.31	-06 15 37.7	0.46	-29.7	288	C	96%	-10.1	2010 Feb 5
			0.32	-40.8	352	C	100%	-9.5	2010 Mar 3
353	05 35 57.85	-06 23 44.4	...	-42.1	336	C	99%	-9.6	2010 Feb 5
			...	-34.3	267	C	93%	-10.3	2010 Mar 3
354	05 35 58.10	-06 14 50.9	...	-18.8	116	W	18%	...	2010 Nov 29
358	05 36 01.09	-06 25 07.7	0.59	-12.6	430	C	100%	-8.7	2010 Feb 5
			0.42	-14.8	475	C	100%	-8.3	2010 Mar 3
359	05 36 01.10	-06 15 31.4	0.41	-109.0	419	C	100%	-8.8	2010 Feb 5
			0.37	-55.9	370	C	100%	-9.3	2010 Mar 3
			0.35	-69.4	426	C	100%	-8.8	2010 Nov 29
367	05 36 09.49	-06 18 36.3	0.60	-4.8	219	W	84%	...	2010 Feb 5
			0.61	-6.2	297	W	97%	...	2010 Mar 3
			0.54	-4.7	203	W	80%	...	2010 Nov 29
370	05 36 10.44	-06 20 01.5	0.46	-2.4	143	W	46%	...	2010 Feb 5
			0.45	-1.4	132	W	35%	...	2010 Mar 3
			0.49	-2.1	156	W	59%	...	2010 Nov 29
376	05 36 12.97	-06 23 33.0	...	-4.6	192	W	77%	<-11.0	2010 Feb 5
			0.47	-5.6	189	W	76%	<-11.1	2010 Mar 3
379	05 36 15.07	-06 17 36.9	0.51	-3.3	208	C	82%	-10.9	2010 Feb 5
			0.50	-6.1	399	C	100%	-9.0	2010 Mar 3
			0.51	-8.5	263	C	93%	-10.3	2010 Nov 29
380	05 36 15.60	-06 27 20.0	...	-4.5	117	W	19%	...	2010 Feb 5
			...	-4.8	143	W	46%	...	2010 Mar 3
381	05 36 15.84	-06 14 50.7	0.58	-44.1	422	C	100%	-8.8	2010 Feb 5
			0.40	-52.6	410	C	100%	-8.9	2010 Mar 3
			...	-59.0	422	C	100%	-8.8	2010 Nov 29
383	05 36 17.23	-06 17 24.5	0.42	-12.4	127	W	29%	<-11.7	2010 Feb 5
			0.39	-9.9	198	W	79%	<-11.0	2010 Mar 3
			...	-8.7	112	W	15%	<-11.8	2010 Nov 29
384	05 36 18.48	-06 20 38.7	0.54	-21.5	319	C	99%	-9.8	2010 Feb 5
			0.53	-24.8	343	C	99%	-9.6	2010 Mar 3

TABLE 6 – continued

ID	RA (J2000)	DEC (J2000)	$EW(\text{Li})$ (Å)	$EW(\text{H}\alpha)$ (Å)	$FW_{H\alpha,10\%}$ (km/s)	TTS	Accretor Prob	$\text{Log } \dot{M}_{acc}$ ( $M_{\odot}/\text{yr}$ )	Epoch
385	05 36 18.88	-06 22 04.2	0.53	-27.7	303	C	97%	-10.0	2010 Nov 29
			...	-9.4	198	W	79%	...	2010 Feb 5
			...	-7.9	165	W	66%	...	2010 Mar 3
			...	-7.1	116	W	18%	...	2010 Nov 29
388	05 36 21.10	-06 17 17.3	...	-8.0	157	W	59%	...	2010 Nov 29
392	05 36 21.96	-06 41 42.0	...	-18.0	268	C	93%	-10.3	2010 Feb 5
			...	-10.2	284	C	96%	-10.1	2010 Mar 3
			...	-5.6	177	W	72%	<-11.2	2010 Nov 29
399	05 36 26.83	-06 24 57.5	...	-13.6	190	W	77%	...	2010 Feb 5
			...	-16.1	319	W	99%	...	2010 Mar 3
401	05 36 27.89	-06 25 36.0	0.48	-27.1	221	C	84%	-10.7	2010 Feb 5
			0.41	-17.5	197	C	79%	-11.0	2010 Mar 3
			...	-16.6	190	C	77%	-11.0	2010 Nov 29
403	05 36 29.59	-06 38 50.4	...	-25.9	74	W	1%	...	2010 Nov 29
413	05 36 40.69	-06 30 09.3	0.50	-2.6	208	W	81%	<-10.9	2010 Feb 5
			0.48	-1.4	251	C	91%	-10.5	2010 Mar 3
			0.51	-3.1	173	W	70%	<-11.2	2010 Nov 29
418	05 36 50.14	-06 41 29.2	0.57	-9.7	328	C	99%	-9.7	2010 Feb 5
			0.51	-3.7	254	C	91%	-10.4	2010 Mar 3
459	05 40 37.36	-08 04 03.0	...	-2.0	335	C	99%	-9.6	2010 Feb 5
			...	-2.6	359	C	100%	-9.4	2011 Oct 19
462	05 40 46.84	-08 04 54.6	...	-11.3	280	C	95%	-10.2	2011 Oct 19
470	05 41 05.49	-07 47 07.5	...	-11.9	403	C	100%	-9.0	2011 Oct 19
471	05 41 07.00	-07 47 15.9	...	-49.7	274	C	94%	-10.2	2010 Feb 5
475	05 41 25.35	-08 05 54.7	0.20	-57.6	382	C	100%	-9.2	2010 Feb 5
			0.18	-46.3	371	C	100%	-9.3	2011 Oct 19
484	05 41 54.66	-07 59 12.4	...	-19.1	451	C	100%	-8.5	2010 Feb 5
497	05 42 21.56	-08 08 29.8	0.54	-63.8	389	C	100%	-9.1	2010 Feb 5
			0.64	-75.5	412	C	100%	-8.9	2011 Oct 19
501	05 42 25.32	-08 10 18.0	0.55	-3.4	197	W	79%	...	2010 Feb 5
503	05 42 25.79	-08 08 50.1	...	-41.5	377	C	100%	-9.2	2010 Feb 5
			...	-228.7	430	C	100%	-8.7	2011 Oct 19
507	05 42 29.78	-08 07 26.4	...	-12.0	144	W	48%	...	2010 Feb 5
509	05 42 31.00	-08 06 38.1	...	-58.3	305	C	98%	-9.9	2010 Feb 5
			...	-15.0	292	C	96%	-10.1	2011 Oct 19
510	05 42 31.33	-08 02 35.3	...	-0.2	137	W	40%	...	2010 Feb 5
			...	-3.9	105	W	10%	...	2011 Oct 19
514	05 42 34.02	-08 09 59.7	...	-2.0	135	W	38%	<-11.6	2010 Feb 5
518	05 42 36.51	-08 11 51.5	...	-2.8	132	W	34%	...	2010 Feb 5
519	05 42 44.12	-08 06 26.4	0.25	-113.2	487	C	100%	-8.2	2011 Oct 19
521	05 42 51.65	-08 07 41.2	...	-186.8	446	C	100%	-8.6	2010 Feb 5
			...	-96.3	436	C	100%	-8.7	2011 Oct 19
599	05 37 17.28	-06 36 18.1	...	-23.2	196	W	78%	<-11.0	2010 Nov 29
600	05 37 41.78	-06 39 34.0	...	-76.4	361	C	100%	-9.4	2010 Nov 29
601	05 37 53.08	-06 35 55.3	...	-31.0	149	W	52%	<-11.4	2010 Nov 29
971	05 35 22.80	-06 12 04.8	...	-11.9	204	W	81%	<-10.9	2010 Nov 29
980	05 34 35.84	-06 21 54.6	0.47	-3.5	176	W	72%	...	2010 Feb 5
			0.41	-4.8	230	W	86%	...	2010 Mar 3
981	05 34 41.03	-06 27 50.7	0.47	...	...	W	...	...	2010 Nov 29
1125	05 42 05.57	-07 48 19.5	...	-2.3	95	W	5%	...	2010 Feb 5
			...	-4.7	107	W	11%	...	2011 Oct 19
1211	05 34 06.22	-06 30 44.8	0.54	-3.0	175	W	71%	<-11.2	2010 Feb 5
			0.55	-4.0	186	W	76%	<-11.1	2010 Mar 3