

SUPPLEMENT TO “REVERSIBLE MCMC ON MARKOV EQUIVALENCE CLASSES OF SPARSE DIRECTED ACYCLIC GRAPHS”*

BY YANGBO HE[†], JINZHU JIA^{†,‡} AND BIN YU[‡]

*School of Mathematical Sciences, Center of Statistical Science, LMAM and
LMEQF, Peking University[†]
University of California, Berkeley[‡]*

This supplementary material includes three parts: some preliminary results, four examples, an experiment, three new algorithms, and all proofs of the results in the paper [4].

CONTENTS

1	Two preliminary algorithms	1
2	Additional examples, experiment and algorithms	2
2.1	Examples	2
2.2	Experiment about v-structures	4
2.3	Three Algorithms to check \mathbf{iu}_3 , \mathbf{id}_3 and \mathbf{dd}_2 in Algorithm 1.1	5
3	Proofs	8
3.1	Proof of Theorem 2 introduced in Subsection 2.3	8
	References	14
	Author’s addresses	14

1. Two preliminary algorithms. In this Section, we provide algorithms introduced by Dor and Tarsi [3], and Chickering [1, 2] respectively. These results are necessary to implement our proposed approach technically.

Some definitions and notation are introduced first. A directed edge of a DAG is *compelled* if it occurs in the corresponding completed PDAG, otherwise, the directed edge is *reversible* and the corresponding parents are reversible parents. Recall N_x be the set of all neighbors of x , Π_x is the set of all parent of x , $N_{xy} = N_x \cap N_y$ and $\Omega_{x,y} = \Pi_x \cap N_y$ and the concept of “strongly protected” is presented in Definition 1 in the paper [4].

*This work was supported partially by NSFC (11101008, 11101005, 71271211), 973 Program-2007CB814905, DPHEC-20110001120113, US NSF grants DMS-0907632, CCF-0939370, DMS-0605165, DMS-1107000, SES-0835531 (CDI), ARO grant W911NF-11-1-0114, US NSF Science and Technology Center.

Keywords and phrases: Sparse graphical model, Reversible Markov chain, Markov equivalence class

Algorithm 3 generates a consistent extension of a PDAG [3]. Algorithm 4 creates the corresponding completed PDAG of a DAG [1]. They are used to implement Chickering’s approach.

Algorithm 3: (Dor and Tarsi [3]) Generate a consistent extension of a PDAG

Input: A PDAG \mathcal{P} that admits a consistent extension

Output: A DAG \mathcal{D} that is a consistent extension of \mathcal{P} .

```

1 Let  $\mathcal{D} := \mathcal{P}$ ;
2 while  $\mathcal{P}$  is not empty do
3   Select a vertex  $x$  in  $\mathcal{P}$  such that (1)  $x$  has no outgoing edges and (2) if  $N_x$  is not
     empty, then every vertex in  $N_x$  is adjacent to all vertices in  $N_x \cup \Pi_x$ . /* Dor
     and Tarsi [3] show that a vertex  $x$  with these properties is
     guaranteed to exist if  $\mathcal{P}$  admits a consistent extension. */
4   Let all undirected edges adjacent to  $x$  be directed toward  $x$  in  $\mathcal{D}$ 
5   Remove  $x$  and all incident edges from  $\mathcal{P}$ .
6 return  $\mathcal{D}$ 

```

2. Additional examples, experiment and algorithms. This section include three parts: (1) some examples to illuminate the methods proposed in the paper [4], (2) an experiment about v-structures, and (3) three algorithms to test the conditions \mathbf{iu}_3 , \mathbf{id}_3 and \mathbf{dd}_2 in Algorithm 1.1 only based on e_t in an efficient manner.

2.1. Examples. Four examples are presented to illustrate operators, the generation of a resulting completed PDAG of an operator, the conditions of a perfect operator set, and the process of constructing a perfect operator set.

Example 1. This example illustrates six operators on a completed PDAG \mathcal{C} and their corresponding modified graphs. Figure 7 displays six operators: InsertU $x - z$, DeleteU $y - z$, InsertD $x \rightarrow v$, DeleteD $z \rightarrow v$, MakeV $z \rightarrow y \leftarrow u$, and RemoveV $z \rightarrow v \leftarrow u$. After inserting an undirected edge $x - z$ into the initial graph \mathcal{C} , we get a modified graph denoted as \mathcal{P}_1 in Figure 7. By applying the other five operators to \mathcal{C} in Figure 7 respectively, we can obtain other five corresponding modified graphs $\mathcal{P}_2, \mathcal{P}_3, \mathcal{P}_4, \mathcal{P}_5$, and \mathcal{P}_6 . Here the operator “MakeV $z \rightarrow y \leftarrow u$ ” modifies $z - y - u$ to $z \rightarrow y \leftarrow u$ and the operator “Remove $z \rightarrow v \leftarrow u$ ” modifies $z \rightarrow v \leftarrow u$ to $z - v - u$. Notice that a modified graph might not be a PDAG though all modified graphs in this example are PDAGs.

In the above example, we see that the modified graph of an operator, denoted by \mathcal{P} , might be a PDAG, but might not be a completed PDAG.

Algorithm 4: (Chickering [1]) Create the completed PDAG of a DAG

Input: \mathcal{D} , a DAG
Output: The completed PDAG \mathcal{C} of DAG \mathcal{D} .

- 1 Perform a topological sort on the vertices in \mathcal{D} such that for any pair of vertices x and y in \mathcal{D} , x must precede y if x is an ancestor of y ;
- 2 Sort the edges first in ascending order for incident vertices and then in descending order for outgoing vertices; Label every edge in \mathcal{D} as unknown;
- 3 **while** *there are edges labeled unknown in \mathcal{D}* **do**
- 4 Let $x \rightarrow y$ be the lowest ordered edge that is labeled unknown
- 5 **for** *every edge $w \rightarrow x$ labeled compelled* **do**
- 6 **if** *w is not a parent of y* **then**
- 7 $x \rightarrow y$ and every edge incident into y with compelled
- 8 Goto 3
- 9 **else**
- 10 Label $w \rightarrow y$ with compelled
- 11 **if** *there exists an edge $z \rightarrow y$ such that $z = x$ and z is not a parent of x* **then**
- 12 Label $x \rightarrow y$ and all unknown edges incident into y with compelled
- 13 **else**
- 14 Label $x \rightarrow y$ and all unknown edges incident into y with reversible
- 15 Let $\mathcal{C} = \mathcal{D}$ and undirect all edges labeled "reversible" in \mathcal{C} .
- 16 **return** *completed PDAG \mathcal{C}*

For example, the modified graphs \mathcal{P}_4 , and \mathcal{P}_6 in Figure 7 are not completed PDAGs because the directed edge $y \rightarrow v$ is not strongly protected.

Example 2. This example illustrates Chickering's approach to obtain the resulting completed PDAG of a valid operator from its modified graph. Consider the initial completed PDAG \mathcal{C} and the operator "Remove $z \rightarrow v \leftarrow u$ " in Figure 7. We illustrate in Figure 8 the steps of Chickering's approach that generates the resulting completed PDAG \mathcal{C}_1 by applying "Remove $z \rightarrow v \leftarrow u$ " to \mathcal{C} . The first step (step 1) extends the modified graph (a PDAG \mathcal{P}_6) to a consistent extension (\mathcal{D}_6) via Algorithm 3. The second step (step 2) constructs the resulting completed PDAG \mathcal{C}_1 of the operator "Remove $z \rightarrow v \leftarrow u$ " from the DAG \mathcal{D}_6 via Algorithm 4.

Example 3. This example illustrates that \mathcal{O} in Equation (3.3) will not be reversible if condition **iu**₃ or **dd**₂ is not contained in Definition 9. Consider the operator set \mathcal{O} defined in Equation (3.3) for \mathcal{S}_5 and the completed PDAG $\mathcal{C} \in \mathcal{S}_5$ in Figure 9. We have that operator InsertU $z - u$ and DeleteD $z \rightarrow v$ are valid. As shown in Figure 9, InsertU $z - u$ transfers \mathcal{C} to the completed PDAG \mathcal{C}_1 and DeleteD $z \rightarrow v$ transfers \mathcal{C} to the completed PDAG \mathcal{C}_2 . However, deleting $z - u$ from \mathcal{C}_1 will result in an undirected PDAG distinct

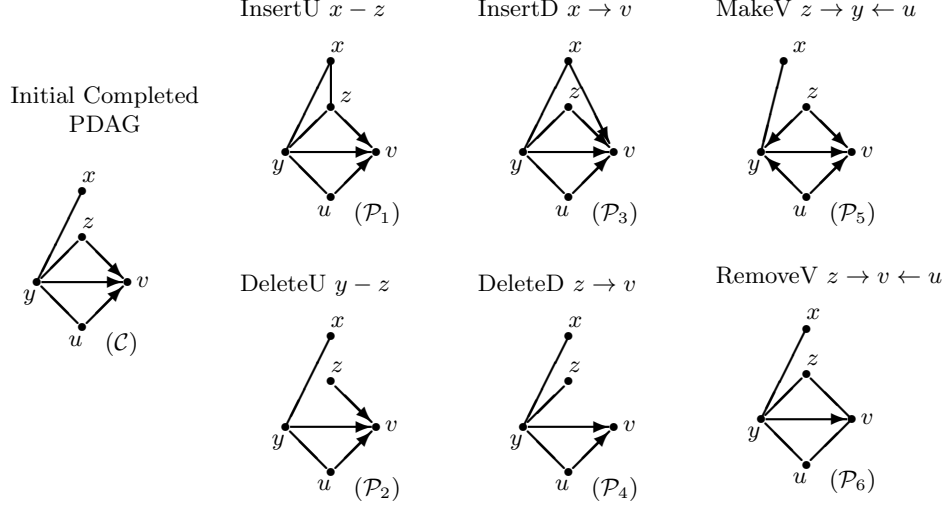


FIG 7. Examples of six operators of PDAG \mathcal{C} . \mathcal{P}_1 to \mathcal{P}_6 are the modified graphs of six operators.

from \mathcal{C} and $\text{InsertD } z \rightarrow v$ is not valid for \mathcal{C}_2 . As a consequence, if \mathcal{O} contains $\text{InsertU } z - u$ and $\text{DeleteD } z \rightarrow v$, it will be not reversible. According to Definition 9, these two operators do not appear in $\mathcal{O}_{\mathcal{C}}$ because they do not satisfy the conditions **iu**₃ and **dd**₂ respectively.

Example 4. This toy example is given to show how to construct a concrete perfect set of operators following Definition 9 in the paper [4]. Consider the completed PDAG \mathcal{C} in Example 3. Here we introduce the procedure to determine $\text{InsertU}_{\mathcal{C}}$. All possible operators of inserting an undirected edge to \mathcal{C} include: “ $\text{InsertU } x - z$ ”, “ $\text{InsertU } x - u$ ”, “ $\text{InsertU } x - v$ ” and “ $\text{InsertU } z - u$ ”. The operator “ $\text{InsertU } x - v$ ” is not valid according to Lemma 3 in the paper [4] since $\Pi(x) \neq \Pi(v)$. The operator “ $\text{InsertU } z - u$ ” is valid; however, condition **iu**₃ does not hold. According to Definition 9 in the paper [4], we have that only “ $\text{InsertU } x - z$ ” and “ $\text{InsertU } x - u$ ” are in $\text{InsertU}_{\mathcal{C}}$. Thus $\text{InsertU}_{\mathcal{C}} = \{x - z, x - u\}$, where “ $x - z$ ” denotes “ $\text{InsertU } x - z$ ” in the set. Table 1 lists the six sets of operators on \mathcal{C} .

2.2. Experiment about v -structures. Below, we present the experiment result in Figure 10 about the numbers of v -structures of completed PDAGs in \mathcal{S}_p^{rp} .

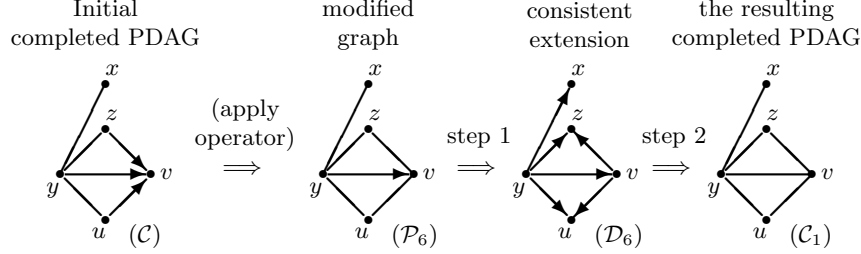


FIG 8. *Example for constructing the unique resulting completed PDAG of a valid operator. An operator “Remove $z \rightarrow v \leftarrow u$ ” in Figure 7 is applied to the initial completed PDAG \mathcal{C} and finally results in the resulting completed PDAG \mathcal{C}_1 .*

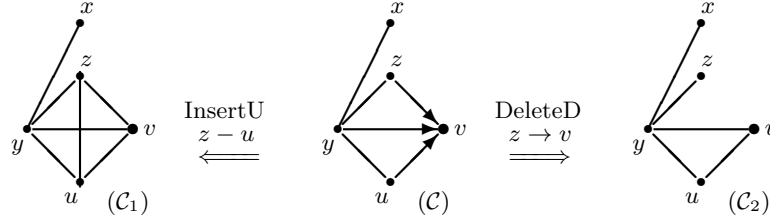


FIG 9. *Example: Two valid operators bring about irreversibility. It shows valid conditions are not sufficient for perfect operator set.*

For $\mathcal{S}_p^{1.5p}$ in the main window, the medians of the four distributions are 108, 220, 557 and 1110 for $p=100, 200, 500$, and 1000 respectively. Figure 10 shows that the numbers of v-structures are much less than (p^2) for most completed PDAGs in \mathcal{S}_p^{rp} when r is set to 1.2, 1.5 or 3. This result is useful to analyze the time complexities of Algorithm 1 and Algorithm 1.1 in Section 3.2.2 of the paper [4].

2.3. *Three Algorithms to check \mathbf{iu}_3 , \mathbf{id}_3 and \mathbf{dd}_2 in Algorithm 1.1.* The conditions \mathbf{iu}_3 , \mathbf{id}_3 and \mathbf{dd}_2 in the fourth group depend on both e_t and the resulting completed PDAGs of the operators. Intuitively, checking these three conditions requires that we obtain the corresponding resulting completed PDAGs. We know that the time complexity of getting a resulting completed PDAG of e_t is $O(pn_{e_t})$ [2, 3], where n_{e_t} is the number of edges in e_t . To

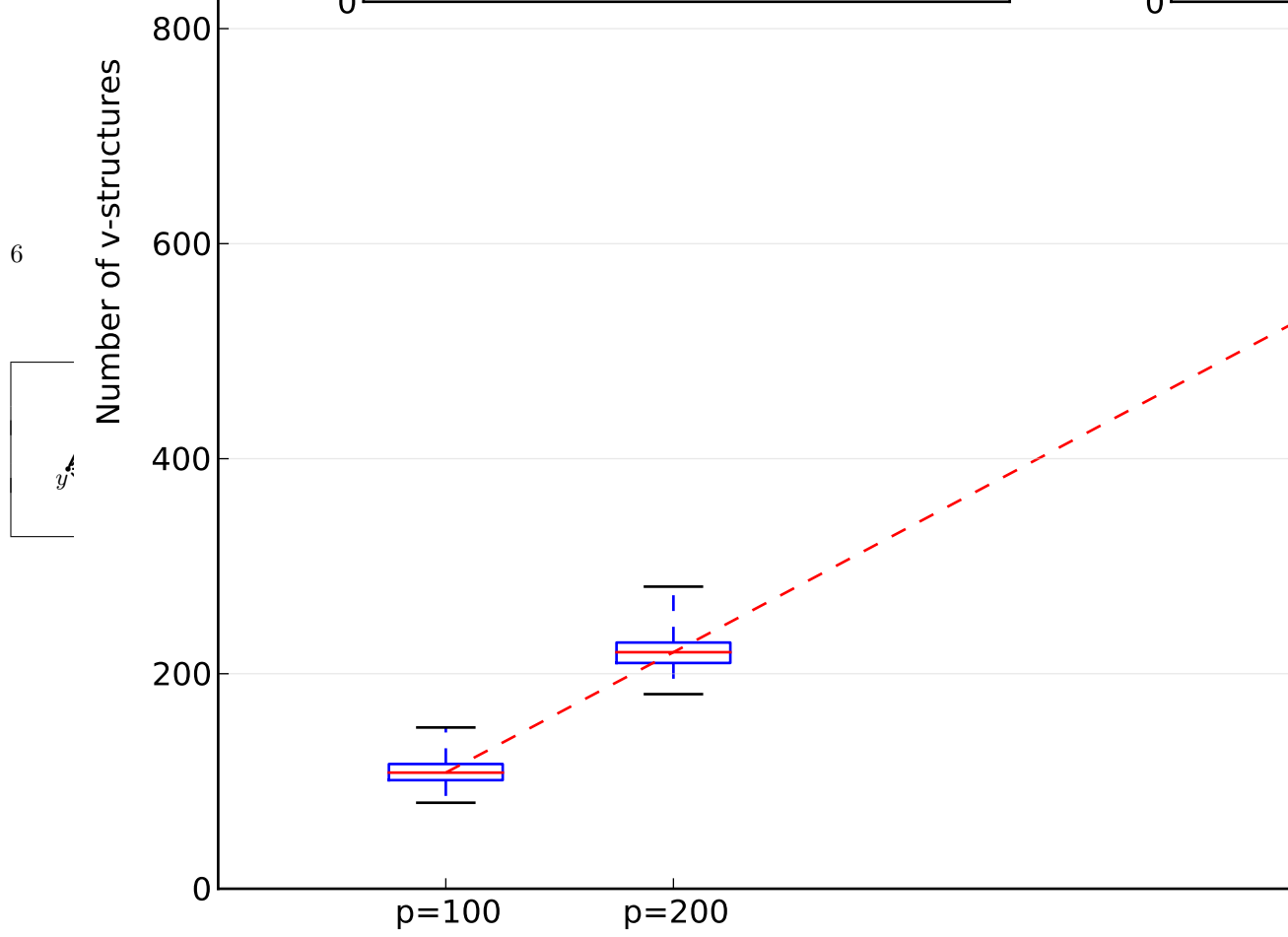


FIG 10. The distributions of the numbers of v -structures of completed PDAGs in S_p^{rp} . The red lines in the boxes indicate the medians.

avoid generating resulting completed PDAG, we provide three algorithms to check **iu**₃, **id**₃ and **dd**₂ respectively.

In these three algorithms, we use the concept of strongly protected edges, defined in Definition 2. Let Δ_v contain all vertices adjacent to v . To check whether a directed edge $v \rightarrow u$ is strongly protected or not in a graph \mathcal{G} , from Definition 2, we need to check whether one of the four configurations in Figure 1 occurs in \mathcal{G} . This can be implemented by local search in Δ_v and Δ_u . We know that when a PDAG is sparse, in general, these sets are small, so it is very efficient to check whether an edge is “strongly protected”.

We are now ready to provide Algorithm 1.1.1, Algorithm 1.1.2, and Algorithm 1.1.3 to check **iu**₃, **id**₃ and **dd**₂ only based on e_t , respectively. In these three algorithms, we just need to check whether a few directed edges are strongly protected or not in \mathcal{P}_{t+1} , which has only one or a few edges different from e_t . We prove in Theorem 2 that these three algorithms are equivalent to checking conditions **iu**₃, **id**₃ and **dd**₂, respectively.

Algorithm 1.1.1: Check the condition \mathbf{iu}_3 in Definition 9

Input: a completed PDAG e_t and a valid operator on it: $\text{InsertU } x - y$.

Output: True or False

```

1 Insert  $x - y$  to  $e_t$ , get the modified PDAG denoted as  $\mathcal{P}_{t+1}$ ,
2 for each common child  $u$  of  $x$  and  $y$  in  $\mathcal{P}_{t+1}$  do
3   if either  $x \rightarrow u$  or  $y \rightarrow u$  is not strongly protected in  $\mathcal{P}_{t+1}$  then
4     return False
5 return True ( $\mathbf{iu}_3$  holds for  $\text{InsertU } x - y$ )
    
```

Algorithm 1.1.2: Check the condition \mathbf{id}_3 in Definition 9

Input: a completed PDAG e_t and a valid operator: $\text{InsertD } x \rightarrow y$.

Output: True or False

```

1 Insert  $x \rightarrow y$  to  $e_t$ , get a PDAG, denoted as  $\mathcal{P}_o$ ,
2 for each undirected edge  $u - y$  in  $\mathcal{P}_o$ , where  $u$  is not adjacent to  $x$  do
3   update  $\mathcal{P}_o$  by orienting  $u - y$  to  $y \rightarrow u$ ,
4 for each edge  $v \rightarrow y$  in  $\mathcal{P}_o$  do
5   if  $v \rightarrow y$  is not strongly protected in  $\mathcal{P}_o$  then
6     update  $\mathcal{P}_o$  by changing  $v \rightarrow y$  to  $v - y$ ,
7 Set  $\mathcal{P}_{t+1} = \mathcal{P}_o$ 
8 for each common child  $u$  of  $x$  and  $y$  in  $\mathcal{P}_{t+1}$  do
9   if  $y \rightarrow u$  is not strongly protected in  $\mathcal{P}_{t+1}$  then
10    return False
11 return True ( $\mathbf{id}_3$  holds for  $\text{InsertD } x \rightarrow y$ )
    
```

THEOREM 2 (Correctness of Algorithms 1.1.1, 1.1.2 and 1.1.3). *Let e_t be a completed PDAG. We have the following results.*

- (i) *Let $\text{InsertU } x - y$ be any valid operator of e_t , then condition \mathbf{iu}_3 holds for the operator $\text{InsertU } x - y$ if and only if the output of Algorithm 1.1.1 is True.*
- (ii) *Let $\text{InsertD } x \rightarrow y$ be any valid operator of e_t , then condition \mathbf{id}_3 holds for the operator $\text{InsertD } x \rightarrow y$ if and only if the output of Algorithm 1.1.2 is True.*
- (iii) *Let $\text{DeleteD } x \rightarrow y$ be any valid operator of e_t , then condition \mathbf{dd}_2 holds for the operator $\text{DeleteD } x \rightarrow y$ if and only if the output of Algorithm 1.1.3 is True.*

In Theorem 2, we show that an algorithm (Algorithm 1.1.1, Algorithm 1.1.2, or Algorithm 1.1.3) returns True for an operator if and only if the

Algorithm 1.1.3: Check the condition \mathbf{dd}_2 in Definition 9

Input: a completed PDAG e_t and a valid operator $\text{DeleteD } x \rightarrow y$

Output: True or False

```

1 Delete  $x \rightarrow y$  from  $e_t$ , get a PDAG, denoted as  $\mathcal{P}_{t+1}$ ;
2 for each parent  $v$  of  $y$  in  $\mathcal{P}_{t+1}$  do
3   if  $v \rightarrow y$  is not strongly protected in  $\mathcal{P}_{t+1}$  then
4     return False
5 return True ( $\mathbf{dd}_2$  holds for  $\text{DeleteD } x \rightarrow y$ )

```

corresponding condition (\mathbf{iu}_3 , \mathbf{id}_3 or \mathbf{dd}_2) holds for the operator. Theorem 2 says that we do not have to examine the resulting completed PDAG to check conditions \mathbf{iu}_3 , \mathbf{id}_3 and \mathbf{dd}_2 , which saves much computation time.

3. Proofs. We will provide a proof of Theorem 2 in Subsection 3.1 below. Notice that we present Theorem 2 in Subsection 2.3 to show the correctness of Algorithm 1.1.1, Algorithm 1.1.2 and Algorithm 1.1.3.

3.1. *Proof of Theorem 2 introduced in Subsection 2.3.* To prove Theorem 2, we need the following lemmas that have been introduced in the paper [4].

LEMMA 6. *For any operator $o \in \mathcal{O}_C$ denoted by “InsertD $x \rightarrow y$ ”, the operator “DeleteD $x \rightarrow y$ ” is the reversible operator of o .*

LEMMA 12. *Let graph \mathcal{C} be a completed PDAG, $\{w, v, u\}$ be three vertices that are adjacent each other in \mathcal{C} . If there are two undirected edges in $\{w, v, u\}$, then the third edge is also undirected.*

LEMMA 14. *Let \mathcal{C} be any completed PDAG, and let \mathcal{P} denote the PDAG that results from adding a new edge between x and y . For any edge $v \rightarrow u$ in \mathcal{C} that does not occur in the resulting completed PDAG extended from \mathcal{P} , there is a directed path of length zero or more from both x and y to u in \mathcal{C} .*

LEMMA 15. *Let InsertU_C and DeleteU_C be the operator sets defined in Definition 9 in the paper [4]. For any o in InsertU_C or in DeleteU_C , where \mathcal{P}' is the modified graph of o that is obtained by applying o to \mathcal{C} , we have that \mathcal{P}' is a completed PDAG.*

LEMMA 17. *If the graph \mathcal{P}_1 obtained by deleting $a \rightarrow b$ from a completed PDAG \mathcal{C} can be extended to a new completed PDAG, \mathcal{C}_1 , then we have that for any directed edge $x \rightarrow y$ in \mathcal{C} , if y is not b or a descendent of b , then $x \rightarrow y$ occurs in \mathcal{C}_1 .*

There are three statements in Theorem 2; we prove them one by one below.

Proof of (i) of Theorem 2

(If)

Figure 1 shows the four cases that ensure that an edge is strongly protected. We first show that for any edge $x \rightarrow u$ (or $y \rightarrow u$), where u is a common child of x and y , if $x \rightarrow u$ is strongly protected in \mathcal{P}_{t+1} by configuration (a), (b), or (d) in Figure 1 (replace $v \rightarrow u$ by $x \rightarrow u$), it is also directed in e_{t+1} .

Case (1), (2) and (3) in Figure 11 show the sub-structures of \mathcal{P}_{t+1} in which $x \rightarrow u$ is protected by case (a), (b) and (d) in Figure 1 respectively, where \mathcal{P}_{t+1} is the modified graph obtained by inserting $x - y$ into e_t .

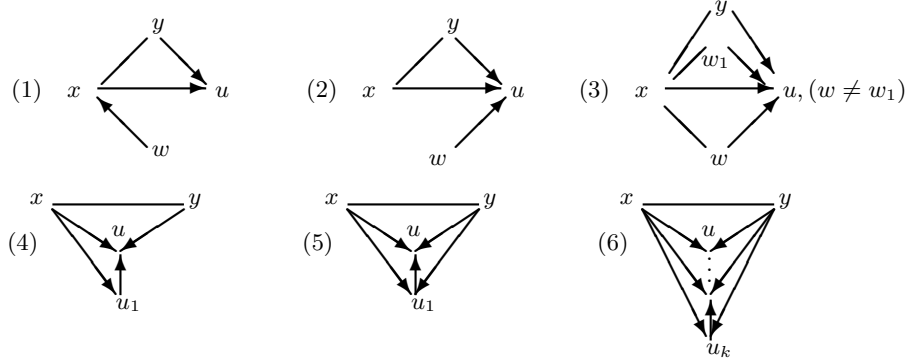


FIG 11. *strongly protected in \mathcal{P}_{t+1}*

If $x \rightarrow u$ is protected in \mathcal{P}_{t+1} like case (1) in Figure 11, $w \rightarrow x \rightarrow u$ occurs and w and u are not adjacent in \mathcal{P}_{t+1} . If $w \rightarrow x$ is undirected in e_{t+1} , from Lemma 14, there exists a directed path from y to x . Any parent of x that is in this path must not be a parent of y ; otherwise, there exists a directed cycle from y to y in e_t . Hence we have that the parent sets of y and x are not equal. This is a contradiction of the condition $\Pi_x = \Pi_y$ in Lemma 3 in the paper [4]. We have that $w \rightarrow x$ and $x \rightarrow u$ occur in e_{t+1} .

If $x \rightarrow u$ is protected in \mathcal{P}_{t+1} by v-structure $x \rightarrow u \leftarrow w$, like case (2) in Figure 11, clearly, the v-structure also occurs in e_{t+1} , so $x \rightarrow u$ occurs in e_{t+1} .

If $x \rightarrow u$ is protected in \mathcal{P}_1 like case (3) in Figure 11, we have that the v-structure $w \rightarrow u \leftarrow w_1$ also occurs in e_{t+1} . If either $x - u$ or $u \rightarrow x$ is in e_{t+1} , we have that $w_1 \rightarrow x$ and $w \rightarrow x$ are both in e_{t+1} and the v-structure $w_1 \rightarrow x \leftarrow w$ occurs. Hence we have have that $x \rightarrow u$ occur in e_{t+1} .

Now we show that if $x \rightarrow u$ is protected in \mathcal{P}_{t+1} like (c) in Figure 1, it is also protected in e_{t+1} . For any u_1 in $x \rightarrow u_1 \rightarrow u$, there are only two cases: u_1 and y are adjacent or nonadjacent.

When u_1 and y are not adjacent, like (4) in Figure 11, there is a v-structure $u_1 \rightarrow u \leftarrow y$ in \mathcal{P}_{t+1} . Then $u_1 \rightarrow u$ occurs in e_{t+1} . If $x \rightarrow u$ occurs in e_{t+1} , by Lemma 12, the edge between x and u_1 must be directed and oriented as $u_1 \rightarrow x$ in e_{t+1} . This is impossible, because there exists some extension of \mathcal{P}_{t+1} that has an edge oriented as $x \rightarrow u_1$. Thus, $x \rightarrow u$ occurs in e_{t+1} .

When u_1 and y are adjacent, we have that $u_1 \rightarrow y$ and $u_1 - y$ do not occur in \mathcal{P}_{t+1} since $P_x = P_y$ must hold in e_t for the validity of the operator InsertU $x - y$. Hence we have that $y \rightarrow u_1$ occurs in \mathcal{P}_{t+1} and $x \rightarrow u$ is strongly protected like case (5) in Figure 11. We consider two cases: $x \rightarrow u_1$ occurs or does not occur in e_{t+1} .

Assume $x \rightarrow u_1$ occurs in e_{t+1} . If $u_1 \rightarrow u$ occurs in e_{t+1} , clearly, $x \rightarrow u$ must occur in e_{t+1} because there is a partially directed path $x \rightarrow u_1 \rightarrow u$ in e_{t+1} . If $u_1 \rightarrow u$ is undirected in e_{t+1} , from Lemma 12, $x \rightarrow u$ must occur in e_{t+1} .

In case (5), we have that u_1 is also a common child of x and y , so, $x \rightarrow u_1$ will also be strongly protected in \mathcal{P}_{t+1} from the condition **iu**₃. Now, consider $x \rightarrow u_1$; if it is protected in \mathcal{P}_{t+1} like any of case (1), (2), (3), or (4), then, by our proof, $x \rightarrow u_1$ occurs in e_{t+1} . Thus, $x \rightarrow u$ must occur in e_{t+1} . If $x \rightarrow u_1$ is protected in \mathcal{P}_{t+1} like case (5), we can find another vertex u_2 that is a common child of x and y like case (6). From the proof above, we know if $x \rightarrow u_2$ occurs in e_{t+1} , $x \rightarrow u_1$ and $x \rightarrow u$ also occur in e_{t+1} . Since the graph has finite vertices, we can find a common child of x and y , say u_k , such that $x \rightarrow u_k$ is protected in \mathcal{P}_{t+1} like one of cases (1), (2), (3) or (4). Thus, $x \rightarrow u_k$ occurs in e_{t+1} , implying that $x \rightarrow u_{k-1}$ occurs in \mathcal{P}_{t+1} , so, finally, $x \rightarrow u$ occurs in \mathcal{P}_{t+1} .

(Only if) From Lemma 15, we have that the modified graph \mathcal{P}_{t+1} is also the resulting completed PDAG e_{t+1} . Hence, all directed edges in e_{t+1} are strongly protected in \mathcal{P}_{t+1} , so the Algorithm 1.1.1 will return True.

□

Proof of (ii) of Theorem 2

To prove (ii) of Theorem 2, we need following lemma.

LEMMA 21. *Let e_t be a completed PDAG, \mathcal{P}_{t+1} be the PDAG obtained in Algorithm 1.1.2 with input of a valid operator InsertD $x \rightarrow y$, and e_{t+1} be the resulting completed PDAG extended from \mathcal{P}_{t+1} . We have:*

1. *If u is not a common child of x and y , then all directed edges $y \rightarrow u$ in \mathcal{P}_{t+1} are also in e_{t+1} .*

2. All directed edges $v \rightarrow y$ in \mathcal{P}_{t+1} are also in e_{t+1} ;

PROOF. (1)

If u is not a common child of x and y , and $y \rightarrow u$ occurs in \mathcal{P}_{t+1} , we have that there is a structure like $x \rightarrow y \rightarrow u$ in \mathcal{P}_{t+1} . Because $x \rightarrow y$ occurs in e_{t+1} , $y \rightarrow u$ must be in e_{t+1} too.

(2)

From Algorithm 1.1.2, all directed edges $v \rightarrow y$ are strongly protected in \mathcal{P}_{t+1} . When v is not adjacent to x in e_{t+1} , $v \rightarrow y \leftarrow x$ is a v-structure, so $v \rightarrow y$ occurs in e_{t+1} . When v is adjacent to x , we show below that if $v \rightarrow y$ is strongly protected like one of four cases in Figure 12, it is also strongly protected in e_{t+1} .

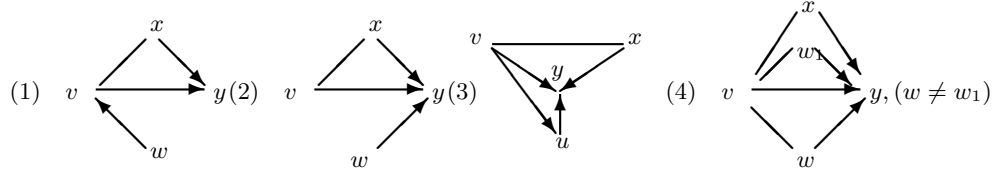


FIG 12. *strongly protected in \mathcal{P}_{t+1} .*

In case (1) of Figure 12, because there is no path from y to v , we have that $w \rightarrow v$ occurs in e_{t+1} from Lemma 14. Hence we have that $v \rightarrow y$ occurs in e_{t+1} .

In case (2), there is a v-structure $w \rightarrow y \leftarrow v$ in \mathcal{P}_{t+1} . So, $v \rightarrow y$ occurs in e_{t+1} .

In case (3), because there is no path from y to u , we have that $v \rightarrow u$ occurs in e_{t+1} according to Lemma 14. If $u \rightarrow y$ occurs in e_{t+1} , $v \rightarrow y$ occurs in e_{t+1} . If $u \rightarrow y$ become $u - y$ in e_{t+1} , $v \rightarrow y$ must also be in e_{t+1} from Lemma 12.

From the proof of (i) of Theorem 2, we also have that $v \rightarrow y$ must be in e_{t+1} when case (4) occurs in \mathcal{P}_{t+1} .

Notice that the above proof also holds when we replace $x - v$ by a directed edge or add an edge between x and w (or u). Hence we have that $v \rightarrow y$ in \mathcal{P}_{t+1} also occurs in e_{t+1} . \square

We now give a proof for (ii) of Theorem 2.

(If)

We need to consider four cases in Figure 1 in which $y \rightarrow u$ is strongly protected in \mathcal{P}_{t+1} . Similar to the proof of (i) of Theorem 2, we first prove that the theorem holds in the first three cases in Figure 1, which correspond

to the cases (1)', (2)' and (3)' shown in Figure 13. Notice that the following proof holds for any configuration of the edge between x and w .

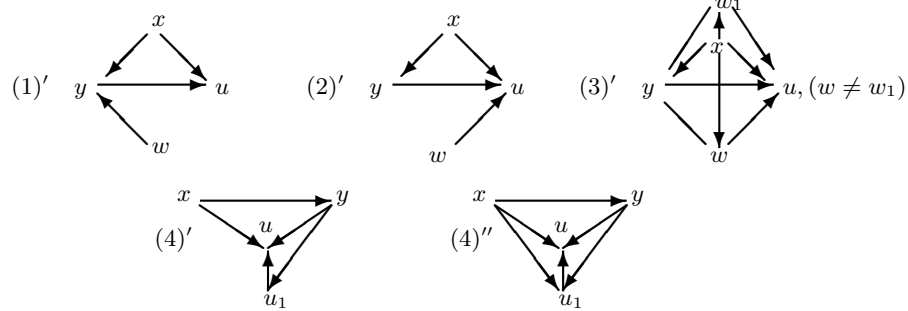


FIG 13. Five cases in which $x \rightarrow u$ or $y \rightarrow u$ is strongly protected.

Consider the case (1)' in Figure 13. From Lemma 21, $w \rightarrow y$ occurs in e_{t+1} . We have that $x \rightarrow u$ must occur in e_{t+1} .

Because there is a v-structure $w \rightarrow u \leftarrow y$ in case (2)', we have that $w \rightarrow u \leftarrow y$ also occurs in e_{t+1} .

After implementing Algorithm 1.1.2, if case (3)' occurs in \mathcal{P}_{t+1} , we have that $y - w$ is not strongly protected in \mathcal{P}_{t+1} and the edge between y and w have opposite directions in different consistent extensions of \mathcal{P}_{t+1} . Hence $y - w$ occurs in e_{t+1} . Similarly, $y - w_1$ also occurs in e_{t+1} . Moreover, the v-structure $w \rightarrow u \leftarrow w_1$ occurs in e_{t+1} . We have that $y \rightarrow u$ is strongly protected and occurs in e_{t+1} .

We now just need to show that a directed edge $y \rightarrow u$ that is strongly protected in \mathcal{P}_{t+1} like case (4)' (x and u_1 are nonadjacent) or (4)'' (x and u_1 are adjacent) in Figure 13 is also directed in e_{t+1} .

In case (4)', from delete Lemma 21, $y \rightarrow u_1$ occurs in e_{t+1} . Moreover, $x \rightarrow u \leftarrow u_1$ is a v-structure, so $u_1 \rightarrow u$ also occurs in \mathcal{C}_1 . So we have $y \rightarrow u$ must occur in e_{t+1} .

In case (4)'', we have that u_1 is also a common child of x and y ; hence, $y \rightarrow u_1$ will also be strongly protected in \mathcal{P}_{t+1} from the condition of this Theorem. Consider $y \rightarrow u_1$; if it is protected in \mathcal{P}_{t+1} like at least one case other than (4)'', from our proof, $y \rightarrow u_1$ is also compelled in e_{t+1} , so $y \rightarrow u$ must be compelled in e_{t+1} . If $y \rightarrow u_1$ is protected in \mathcal{P}_{t+1} like case (4)'', we can find another vertex u_2 that is a common child of y and x ; from the proof above, we know if $y \rightarrow u_2$ is directed in e_{t+1} , $y \rightarrow u_1$ and $y \rightarrow u$ are directed too. Since the graph has finite vertices, we can find a common child of x and y , say u_k , such that u_k is protected in \mathcal{P}_{t+1} like at least one case other than

(4)''. It is compelled in e_{t+1} , so we can get $y \rightarrow u_{k-1}$ is compelled in \mathcal{P}_{t+1} , so, finally, $y \rightarrow u$ is also compelled in \mathcal{P}_{t+1} . We have that $y \rightarrow u$ must occur in e_{t+1} and **id**₃ holds.

(Only if) Let u be a common child of x and y in e_t . If condition **id**₃ holds for a valid operator InsertD $x \rightarrow y$, we have that $y \rightarrow u$ in e_t occurs in e_{t+1} and is strongly protected in e_{t+1} . We need to show that $y \rightarrow u$ must be strongly protected in \mathcal{P}_{t+1} , obtained in Algorithm 1.1.2. From the proof of this statement above, we know we just need to consider the five configurations in which $y \rightarrow u$ is strongly protected in e_{t+1} in Figure 13.

We know that v-structures in e_{t+1} occur in \mathcal{P}_{t+1} therefore, the v-structure in the cases (2)', (3)' and (4)' in e_{t+1} must occur in \mathcal{P}_{t+1} too.

For case (2)', $y \rightarrow u$ is also strongly protected in \mathcal{P}_{t+1} , since the v-structure $y \rightarrow u \leftarrow w$ occurs in \mathcal{P}_{t+1} .

For case (3)', we have that (1) the v-structure $w_1 \rightarrow u \leftarrow w$ occurs in \mathcal{P}_{t+1} ; (2) e_{t+1} and \mathcal{P}_{t+1} have the same set of v-structures. Hence the v-structure $w_1 \rightarrow y \leftarrow w$ does not occur in \mathcal{P}_{t+1} . We have that $y \rightarrow u$ is also strongly protected in \mathcal{P}_{t+1} for any configuration of edges between w_1 , y and w .

For case (4)', from Algorithm 1.1.2, $y \rightarrow u_1$ occurs in \mathcal{P}_{t+1} . Hence $y \rightarrow u$ is strongly protected in \mathcal{P}_{t+1} .

Because the valid operator “Insert $x \rightarrow y$ ” satisfies condition **id**₃, from Lemma 6, we have that the operator “Delete $x \rightarrow y$ ”, when applied to e_{t+1} , results in e_t . From the condition **dd**₂, any directed edge $v \rightarrow y$ in e_{t+1} also occurs in e_t . For case (1)', we have that $v \rightarrow y \rightarrow u$ is strongly protected in \mathcal{P}_{t+1} .

Consider the case (4)'', we have that v-structures $x \rightarrow u \rightarrow y$ and $x \rightarrow u_1 \rightarrow y$ occur in e_t since e_t is the resulting completed PDAG of the operator “Delete $x \rightarrow y$ ” from e_{t+1} . According to Algorithm 1.1.2, $x \rightarrow y$, $x \rightarrow u \rightarrow y$ and $x \rightarrow u_1 \rightarrow y$ occur in \mathcal{P}_{t+1} . We have that $u \rightarrow u_1$ does not occur in e_t , otherwise $u \rightarrow u_1$ occurs in at least one consistent extension of \mathcal{P}_{t+1} and consequently $u_1 \rightarrow u$ does not occur in e_{t+1} . To prove that $y \rightarrow u$ is strongly protected in e_{t+1} , we need to show that $u_1 \rightarrow u$ occurs in e_t . Equivalently, we show $u_1 - u$ does not occur in e_t . If $u_1 - u$ occurs in a chain component denoted by τ in e_t , we have that neither x nor y are in τ . The undirected edges adjacent to x or y are in chain components different to τ . Hence **id**₃ holds for the operator “Insert $x \rightarrow y$ ”, and all parents of τ occur in e_{t+1} too. We have that $u_1 - u$ occurs in e_{t+1} too. It's a contradiction that $u_1 \rightarrow y$ occurs in e_{t+1} . \square

Proof of (iii) of Theorem 2

(If)

Since Algorithm 1.1.3 returns True, all directed edges like $v \rightarrow y$ are strongly protected in \mathcal{P}_{t+1} . Consider the four configurations in which $v \rightarrow y$ is strongly protected in \mathcal{P}_{t+1} in Figure 14. Notice that \mathcal{P}_{t+1} is obtained by deleting $x \rightarrow y$ from completed PDAG \mathcal{C} , by Lemma 17, all directed edges with no vertices being descendants of y (excluding y) in \mathcal{P}_{t+1} will occur in e_t .

Hence, we have the edges $w \rightarrow v$ in case (1), and $v \rightarrow w$ in case (3) will remain in e_{t+1} . We have $v \rightarrow y$ in case (1) and case (3) must occur in e_{t+1} . Because v-structures in case (2) and case (4) will also remain in e_{t+1} , $v \rightarrow y$ in case (2) and case (4) must occur in e_{t+1} too.

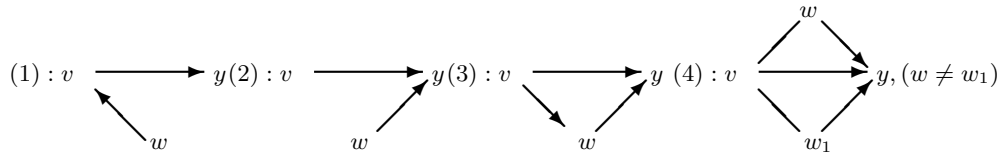


FIG 14. Four configurations of $v \rightarrow y$ being strongly protected.

(Only if) If condition **dd**₂ holds for a valid operator Deleted $x \rightarrow y$, all edges like $v \rightarrow y$ ($v \neq x$) in e_t will occur in e_{t+1} . $v \rightarrow y$ must be strongly protected in e_{t+1} . Consider the four configurations in which $v \rightarrow y$ is strongly protected in e_{t+1} as Figure 14. We know that v-structures in e_{t+1} must occur in e_t ; consequently, all directed edges in e_{t+1} must occur in e_t ; they also occur in \mathcal{P}_{t+1} . From Lemma 17, $w - v - w_1$ in case (4) in Figure 14 must be in \mathcal{P}_{t+1} , so an edge $v \rightarrow y$ that is strongly protected in e_{t+1} is also strongly protected in \mathcal{P}_{t+1} .

□

References.

- [1] D. M. Chickering. A transformational characterization of equivalent Bayesian network structures. In *UAI95*, pages 87–98. Citeseer, 1995.
- [2] D. M. Chickering. Learning equivalence classes of Bayesian-network structures. *The Journal of Machine Learning Research*, 2:445–498, 2002.
- [3] D. Dor and M. Tarsi. A simple algorithm to construct a consistent extension of a partially oriented graph. *Technical Report R-185, Cognitive Systems Laboratory, UCLA*, 1992.
- [4] Y. He, J. Jia, and B. Yu. Reversible mcmc on markov equivalence classes of sparse directed acyclic graphs. *arXiv preprint arXiv:1209.5860*, 2012.

SCHOOL OF MATHEMATICAL SCIENCES,
PEKING UNIVERSITY
BEIJING 100871, CHINA
E-MAIL: heyb@math.pku.edu.cn
jzjia@math.pku.edu.cn

DEPARTMENT OF STATISTICS
UC, BERKELEY, CA 94720
E-MAIL: binyu@stat.berkeley.edu