

Electrical Conductivity of Hot QCD Matter

W. Cassing, O. Linnyk,* and T. Steinert

Institut für Theoretische Physik, Universität Giessen, 35392 Giessen, Germany

V. Ozvenchuk

Frankfurt Institute for Advanced Studies, 60438 Frankfurt am Main, Germany

(Dated: February 7, 2022)

We study the electric conductivity of hot QCD matter at various temperatures T within the off-shell Parton-Hadron-String Dynamics (PHSD) transport approach for interacting partonic, hadronic or mixed systems in a finite box with periodic boundary conditions. The response of the strongly interacting system in equilibrium to an external electric field defines the electric conductivity σ_0 . We find a sizable temperature dependence of the ratio σ_0/T well in line with calculations in a relaxation time approach for $T_c < T < 2.5T_c$. The ratio drops in the hadronic phase with T , shows a minimum close to T_c and becomes approximately constant (~ 0.3) above $\sim 5T_c$. Our findings imply that the QCD matter even at $T \approx T_c$ is a much better electric conductor than Cu or Ag (at room temperature).

PACS: 12.38.Mh, 11.30.Rd, 25.75.-q, 13.40.-f

High energy heavy-ion reactions are studied experimentally and theoretically to obtain information about the properties of nuclear matter under the extreme conditions of high baryon density and/or temperature. Ultra-relativistic heavy-ion collisions at the Relativistic Heavy-Ion Collider (RHIC) and the Large Hadron Collider (LHC) at CERN have produced a new state of matter, the strongly interacting quark-gluon plasma (sQGP), for a couple of fm/c in volumes up to a few thousand fm^3 in central reactions. The produced QGP shows features of a strongly-interacting fluid unlike a weakly-interacting parton gas [1] as had been expected from perturbative QCD (pQCD). Large values of the observed azimuthal asymmetry of charged particles in momentum space [2] could quantitatively be well described by ideal hydrodynamics up to transverse momenta of 1.5 GeV/c [3]. Recent studies of ‘QCD matter’ in equilibrium – using lattice QCD calculations [4, 5] or partonic transport models in a finite box with periodic boundary conditions [6, 7] – have demonstrated that the ratio of the shear viscosity to entropy density η/s should have a minimum close to the critical temperature T_c , similar to atomic and molecular systems [8, 9]. On the other hand, the ratio of the bulk viscosity to the entropy density ζ/s should have a maximum close to T_c [7] or might even diverge at T_c [10]. Indeed, the minimum of η/s at $T_c \approx 160$ MeV is close to the lower bound of a perfect fluid with $\eta/s = 1/(4\pi)$ [11] for infinitely coupled supersymmetric Yang-Mills gauge theory (based on the AdS/CFT duality conjecture). This suggests the ‘hot QCD matter’ to be the ‘most perfect fluid’ [9, 12, 13]. On the empirical side, relativistic viscous hydrodynamic calculations (using the Israel-Stewart framework) also require a very small η/s of 0.08 – 0.24 in order to reproduce the RHIC elliptic flow v_2 data [14]; these phenomenological findings thus are in accord with

the theoretical studies for η/s in [7, 15, 16].

Whereas shear and bulk viscosities of hot QCD matter at finite temperature T presently are roughly known, the electric conductivity σ_0 is another macroscopic quantity of interest [17]. The basic question is: Is the ‘hot QCD matter’ a good electric conductor? At first glance one might expect the deconfined QCD medium to be highly conductive, since color charges – and associated electric charges of the fermions – might move rather freely in the colored plasma. However, due to the actual high interaction rates in the plasma – reflected in a low ratio η/s – this expectation is not so obvious. First results from lattice calculation on the electromagnetic correlator provide results that vary by more than an order of magnitude [18–22]. Furthermore, the conductivity dependence on the temperature T (at $T > T_c$) is widely unknown, too. The electric conductivity σ_0 is also important for the creation of electromagnetic fields in ultra-relativistic nucleus-nucleus collisions from partonic degrees-of-freedom, since σ_0 specifies the imaginary part of the electromagnetic (retarded) propagator and leads to an exponential decay of the propagator in time $\sim \exp(-\sigma_0(t-t')/(\hbar c))$ [23]. High values of σ_0 would thus lead to the screening of external electromagnetic fields in the bulk of the highly-conducting quark-gluon plasma similar to the Meissner effect in super-conductors as well as the “skin-effect” for the electric current. Accordingly, a sufficient knowledge of $\sigma_0(T)$ is mandatory to explore a possible generation of the Chiral-Magnetic-Effect (CME) in predominantly peripheral heavy-ion reactions [24].

In this work we extract the electric conductivity $\sigma_0(T)$ for ‘infinite parton/hadron matter’ employing the Parton-Hadron-String Dynamics (PHSD) transport approach [25], which is based on generalized transport equations derived from the off-shell Kadanoff-Baym equations [26] for Green’s functions in phase-space representation (beyond the quasiparticle approximation). This approach describes the full evolution of a relativistic heavy-ion collision from the initial hard scatterings and

*Electronic address: Olena.Linnyk@theo.physik.uni-giessen.de

string formation through the dynamical deconfinement phase transition to the strongly-interacting quark-gluon plasma (sQGP) as well as hadronization and the subsequent interactions in the expanding hadronic phase. In the hadronic sector PHSD is equivalent to the Hadron-String-Dynamics (HSD) transport approach [27] – a covariant extension of the Boltzmann-Uehling-Uhlenbeck (BUU) approach [28] – that has been used for the description of pA and AA collisions from lower SIS to RHIC energies in the past. On the other hand, the partonic dynamics in PHSD is based on the Dynamical Quasi-Particle Model (DQPM) [29], which describes QCD properties in terms of single-particle Green’s functions (in the sense of a two-particle irreducible (2 PI) approach) and reproduces lattice QCD results – including the partonic equation of state – in thermodynamic equilibrium. For further details on the PHSD off-shell transport approach and hadronization we refer the reader to [6, 25, 30, 31].

Here, we concentrate on calculating the electric conductivity for ‘infinite’ QCD matter, which we simulate within a cubic box with periodic boundary conditions at various values for the energy density (or temperature). The size of the box is fixed to $V = 9^3 \text{ fm}^3$ as in our previous investigations [6, 7]. The initialization is done by populating the box with light (u, d) and strange (s) quarks, antiquarks and gluons slightly out of equilibrium. The system approaches kinetic and chemical equilibrium during its evolution within PHSD. For more details on the simulation of equilibrated partonic systems using PHSD in the box we refer the reader to [6].

Let us remind that PHSD is an off-shell transport approach that propagates quasi-particles with broad spectral functions. Numerically, the continuous spectral distribution of mass of a particle (given by its spectral function) is probed by a large number of test-particles with (evolving) masses $M_j(t)$. In order to include the effects from a constant external electric field E_z , the propagation of each test-particle (in z -direction) is performed with the additional force in the equation of motion:

$$\frac{d}{dt}p_z^j = q_j e E_z, \quad (1)$$

where q_j denotes the fractional charges of the test-particles ($\pm 1/3, \pm 2/3$). The electric current density $j_z(t)$ then is given by

$$j_z(t) = \frac{1}{V} \sum_j e q_j \frac{p_z^j(t)}{M_j(t)}, \quad (2)$$

where $M_j(t)$ is the mass of the test-particle j at time t . A note of caution has to be given, since due to an external field we deal with an open system with increasing energy density (temperature) in time. Therefore we employ sufficiently small external fields, such that the energy increase during the computation time stays below 2% and the increase in temperature below 1 MeV.

Fig. 1 presents the time dependence of the electric current $j_z(t)$ induced by an external (constant) electromagnetic field of strengths $eE_z = 5 \text{ MeV/fm}$, $eE_z =$

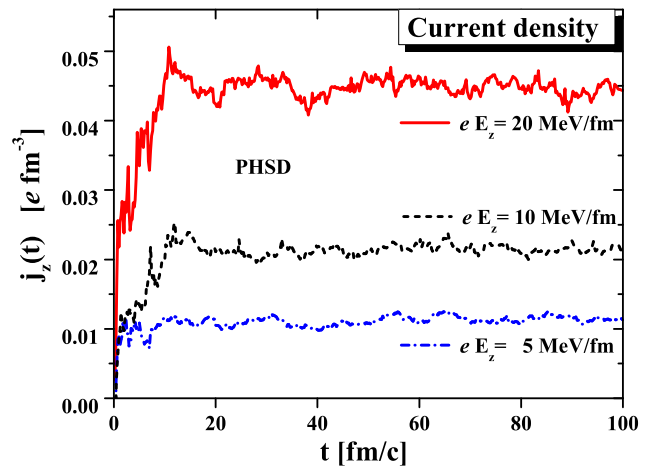


FIG. 1: (color online) The electric current density $j_z(t)$ induced by an external (constant) electric field of strength eE_z as a function of time t . The calculations are performed for a system of partons at temperature $T = 190 \text{ MeV}$ in a box of volume 729 fm^3 within the PHSD approach.

10 MeV/fm and $eE_z = 20 \text{ MeV/fm}$ (for the temperature $T = 190 \text{ MeV}$). It is seen that the current achieves an equilibrium value (denoted by j_{eq}) that is proportional to the external field. In fact, we obtain the conductivity from the ratio of the current density and the electric field strength [32]

$$\frac{\sigma_0}{T} = \frac{j_{eq}}{E_z T}, \quad (3)$$

which is shown in Fig. 2 as a function of the external field eE_z . All results are compatible with a constant ratio (3) as indicated by the straight line. We note that our numerical results for σ_0 do not depend on the volume V of the box within reasonable variations by a factor of 8.

We have performed the PHSD studies for strongly interacting systems at various temperatures from $T = 100 \text{ MeV}$ up to $T = 350 \text{ MeV}$. The respective results for the ratio σ_0/T versus the scaled temperature T/T_c are displayed in Fig. 3 by the full round symbols. We observe a decreasing ratio σ_0/T with T/T_c in the hadronic phase, a minimum close to T_c and an approximately linear rise with T/T_c above T_c ($=158 \text{ MeV}$). Within the error bars of our calculations (which in Fig. 3 are indicated by the size of the symbols above T_c), the conductivity in the partonic phase is described by

$$\frac{\sigma_0(T)}{T} \approx 0.01 + 0.16 \frac{T - T_c}{T_c} \quad (4)$$

for $T_c \leq T \leq 2.2T_c$. The IQCD numbers [18–22] are represented by symbols with error bars (using $C_{EM} = 2e^2/3$, $e^2 = 4\pi\alpha$, $\alpha = 1/137$). In view of the pQCD prediction of a constant asymptotic value for $\sigma_0/T \approx 5.9769/e^2 \approx 65$ in leading order of the coupling [18, 33, 34], such a linear rise of the ratio with temperature might be surprising, but it can be understood in simple terms as demonstrated below. Only at the highest temperatures studied ($\sim 5T_c$) we will see a stabilization of the ratio.

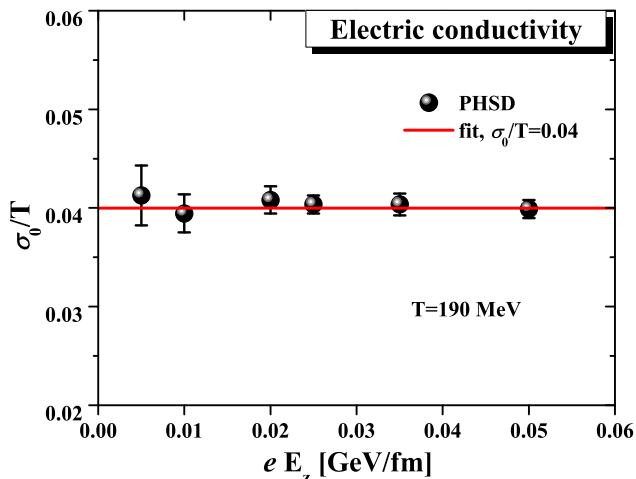


FIG. 2: (color online) The ratio of the conductivity to the temperature at $T = 190$ MeV as a function of the external electric field eE_z . The statistical accuracy of the calculations is reflected in the error bars. The straight line gives the best fit to the dimensionless ratio σ_0/T .

We recall that the electric conductivity of gases, liquids and solid states is described in the relaxation time approach by

$$\sigma_0 = \frac{e^2 n_e \tau}{m_e^*}, \quad (5)$$

where n denotes the density of non-localized charges, τ is the relaxation time of the charge carriers in the medium and m_e^* their effective mass. This expression can be directly computed for partonic degrees-of-freedom within the DQPM, which was used to match in PHSD the quasi-particles properties to lattice QCD results in equilibrium for the equation-of-state (EoS) as well as various correlators [29]. We note that the electromagnetic correlator from lQCD calculations [18] appears to match rather well the back-to-back dilepton rate from PHSD at $T = 1.45T_c$ (cf. Fig. 2 in [33]), which suggests that the results of our calculations for σ_0 should also be close to the lQCD extrapolations from [18].

In the DQPM, the relaxation time for quarks/antiquarks is given by $\tau = 1/\Gamma_q(T)$ [32], where $\Gamma_q(T)$ is the width of the quasiparticle spectral function (cf. [29, 30]). Furthermore, the spectral distribution for the mass of the quasiparticle has a finite pole mass $M_q(T)$ that is also fixed in the DQPM, as well as the density of $(u, \bar{u}, d, \bar{d}, s, \bar{s})$ quarks/antiquarks as a function of temperature (cf. [29, 30]). Thus, we obtain for the dimensionless ratio (3) the expression [32]

$$\frac{\sigma_0(T)}{T} \approx \frac{2}{9} \frac{e^2 n_q(T)}{M_q(T) \Gamma_q(T) T}, \quad (6)$$

where $n_q(T)$ denotes the total density of quarks and antiquarks and the prefactor $2/9$ reflects the flavor averaged fractional quark charge squared $(\sum_f q_f^2)/3$. The result for the ratio (6) is displayed in Fig. 3 (dash-dot line) and does not involve any new parameters. Apparently,

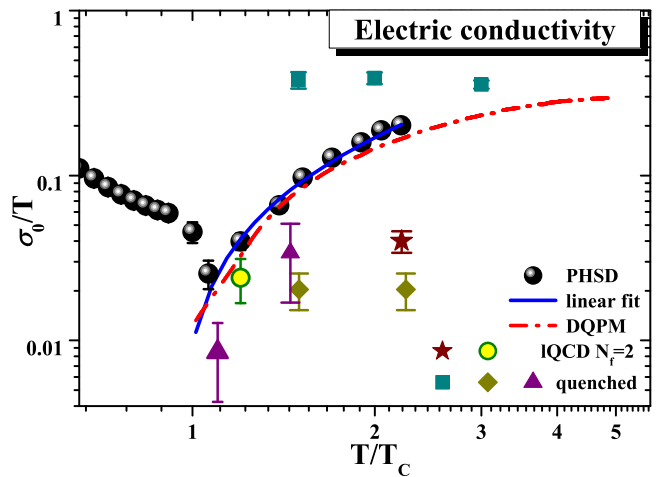


FIG. 3: (color online) The ratio σ_0/T as a function of the scaled temperature T/T_c ($T_c = 158$ MeV). The full round symbols show the PHSD results, the solid blue line is the linear fit to the PHSD results (above T_c), while the dash-dotted red line gives the corresponding ratio in the relaxation-time approach (employing the DQPM parameters). The scattered symbols with error bars represent the results from lattice QCD calculations: triangles – Refs. [18], diamonds – Ref. [19], squares – Ref. [20], star – Ref. [21], open circle – Ref. [22]. We used for the average charge squared $C_{EM} = 8\pi\alpha/3$ with $\alpha = 1/137$. Note that the pQCD result at leading order beyond leading log [34] is $\sigma_0/T \approx 5.97/e^2 \approx 65$.

the PHSD results in equilibrium and the relaxation-time estimates match well up to $\sim 2T_c$, which demonstrates again that PHSD in equilibrium is a proper transport realization of the DQPM [6].

Our results from the DQPM suggest that above $T \sim 5T_c$ the dimensionless ratio (6) becomes approximately constant (≈ 0.3). This comes about as follows: At high temperature T the parton density scales as $\sim T^3$, while $M_q(T) \sim T$ and $\Gamma_q(T) \sim T$. Accordingly the ratio (6) is approximately constant. Note, however, that energy densities corresponding to $T > 5T_c$ are not reached in present experiments with heavy-ions at RHIC or LHC! On the other hand, σ_0/T rises with decreasing temperature below T_c (in the dominantly hadronic phase), because at lower temperatures the system merges to a moderately interacting system of pions, which in view of Eq. (5) has a larger charge (squared) to mass ratio than in the partonic phase as well as a longer relaxation time.

In summary, we have evaluated the electric conductivity $\sigma_0(T)$ of the quark-gluon plasma as well as the hadronic phase as a function of temperature T by employing the Parton-Hadron-String Dynamics (PHSD) off-shell transport model in a finite box for the simulation of dynamical partonic, hadronic or mixed systems in equilibrium. The PHSD approach in the partonic sector is based on the lattice QCD equation of state of [35]; accordingly, it describes the QGP entropy density $s(T)$, the energy density $\varepsilon(T)$ and the pressure $p(T)$ from lQCD [6, 25, 30] very well. Studies of the QCD matter within PHSD have previously given reasonable results also for the shear and bulk viscosities η and ζ versus T [7].

We find in the present study that the dimensionless ratio σ_0/T rises above T_c approximately linearly with T up to $T = 2.5T_c$, but approaches a constant above $5T_c$, as expected from pQCD. This finding is naturally explained within the relaxation-time approach using the DQPM spectral functions. Below T_c the ratio σ_0/T rises with decreasing temperature because the system merges to a moderately interacting gas of pions with a larger charge to mass ratio than in the partonic phase and a longer relaxation time.

The actual values for the electric conductivity $\sigma_0(T)$ show that the sQGP even at its minimum (at $T \approx T_c$)

is a better electric conductor than Cu or Ag (at room temperature) by about a factor of 500 (using $2\pi\hbar/e^2 = 2.58 \cdot 10^4 \Omega$ [36]). Furthermore, the damping of the electromagnetic propagator in the partonic medium $\tau_e(T) = (\hbar c)/\sigma_0(T)$ is moderate for temperatures $T \leq 2T_c$, yet becomes shorter than $2 \text{ fm}/c$ for $T > 2.8T_c$. This suggests the potential importance of the 'skin-effect' in the response of the partonic medium as created in the mid-rapidity region of heavy-ion collisions at the LHC to the electromagnetic fields generated by the spectators.

V.O. acknowledges the financial support from the HGS-Hire, H-QM and the LOEWE center HICforFAIR.

-
- [1] M. Gyulassy and L. D. McLerran, Nucl. Phys. A **750**, 30 (2005); E. V. Shuryak, Nucl. Phys. A **750**, 64 (2005); U. W. Heinz, AIP Conf. Proc. **739**, 163 (2005); A. Peshier and W. Cassing, Phys. Rev. Lett. **94**, 172301 (2005).
- [2] J. Adams *et al.* (STAR Collaboration), Nucl. Phys. A **757**, 102 (2005); K. Adcox *et al.* (PHENIX Collaboration), Nucl. Phys. A **757**, 184 (2005); I. Arsene *et al.* (BRAHMS Collaboration), Nucl. Phys. A **757**, 1 (2005); B. B. Back *et al.* (PHOBOS Collaboration), Nucl. Phys. A **757**, 28 (2005); K. Aamodt *et al.* (ALICE Collaboration), Phys. Rev. Lett. **105**, 252302 (2010).
- [3] P. Huovinen *et al.*, Phys. Lett. B **503**, 58 (2001); P. F. Kolb, P. Huovinen, U. Heinz, and H. Heiselberg, Phys. Lett. B **500**, 232 (2001); D. Teaney, J. Lauret, and E. V. Shuryak, Phys. Rev. Lett. **86**, 4783 (2001); T. Hirano and K. Tsuda, Phys. Rev. C **66**, 054905 (2002); P. F. Kolb and R. Rapp, Phys. Rev. C **67**, 044903 (2003); P. Huovinen, in *Quark-Gluon Plasma 3*, edited by R. C. Hwa and X.-N. Wang (World Scientific, Singapore, 2004); P. F. Kolb and U. W. Heinz, edited by R. C. Hwa and X.-N. Wang (World Scientific, Singapore, 2004).
- [4] H. B. Meyer, Phys. Rev. D **76**, 101701 (2007).
- [5] S. Sakai and A. Nakamura, Pos **LAT2007**, 221 (2007).
- [6] V. Ozvenchuk *et al.*, Phys. Rev. C **87**, 024901 (2013).
- [7] V. Ozvenchuk *et al.*, arXiv:1212.5393.
- [8] R. A. Lacey and A. Taranenko, PoS **CFRNC2006**, 021 (2006).
- [9] L.P. Csernai, J.I. Kapusta and L.D. McLerran, Phys. Rev. Lett. **97**, 152303 (2006).
- [10] D. Kharzeev and K. Tuchin, JHEP **09**, 093 (2008); F. Karsch, D. Kharzeev, and K. Tuchin, Phys. Lett. B **663**, 217 (2008); P. Romatschke and D. T. Son, Phys. Rev. D **80**, 065021 (2009); G. D. Moore and O. Saremi, JHEP **09**, 015 (2008); C. Sasaki and K. Redlich, Phys. Rev. C **79**, 055207 (2009); Nucl. Phys. A **832**, 62 (2010).
- [11] G. Policastro, D. T. Son, A. O. Starinets, Phys. Rev. Lett. **87**, 081601 (2001); P. K. Kovtun, D. T. Son, A. O. Starinets, Phys. Rev. Lett. **94**, 111601 (2005).
- [12] T. Hirano and M. Gyulassy, Nucl. Phys. A **769**, 71 (2006).
- [13] B. Jacak and P. Steinberg, Phys. Today **53**, 39 (2010).
- [14] P. Romatschke, U. Romatschke, Phys. Rev. Lett. **99**, 172301 (2007); H. Song and U. W. Heinz, Phys. Rev. C **77**, 064901 (2008); M. Luzum and P. Romatschke, Phys. Rev. C **78**, 034915 (2008); B. Schenke, S. Jeon, and C. Gale, Phys. Rev. C **82**, 014903 (2010).
- [15] S. Plumari, A. Puglisi, F. Scardina, and V. Greco, Phys. Rev. C **86**, 054902 (2012).
- [16] S. Mattiello, W. Cassing, Eur. Phys. J. C **70**, 243 (2010)
- [17] Y. Hirono, M. Hongo and T. Hirano, arXiv:1211.1114.
- [18] H.-T. Ding *et al.*, Phys. Rev. D **83**, 034504 (2011); H. - T. Ding *et al.* arXiv:1301.7436 [hep-lat].
- [19] G. Aarts *et al.*, Phys. Rev. Lett. **99**, 022002 (2007).
- [20] S. Gupta, Phys. Lett. B **597**, 57 (2004).
- [21] P. V. Buividovich *et al.*, Phys. Rev. Lett. **105**, 132001 (2010).
- [22] B. B. Brandt, A. Francis, H. B. Meyer and H. Wittig, arXiv:1302.0675 [hep-lat].
- [23] K. Tuchin, arXiv:1301.0099
- [24] D. E. Kharzeev, L. D. McLerran, and H. J. Warringa, Nucl. Phys. A **803**, 227 (2008); D. E. Kharzeev, Ann. Phys. (NY) **325**, 205 (2010); K. Fukushima, D. E. Kharzeev, and H. J. Warringa, Phys. Rev. D **78**, 074033 (2008); D. Kharzeev and A. Zhitnitsky, Nucl. Phys. A **797**, 67 (2007); D. E. Kharzeev and H. J. Warringa, Phys. Rev. D **80**, 034028 (2009); V. Skokov, A. Illarionov, and V. Toneev, Int. J. Mod. Phys. A **24**, 5925 (2009); V. Voronyuk *et al.*, Phys. Rev. C **83**, 054911 (2011).
- [25] W. Cassing and E. L. Bratkovskaya, Nucl. Phys. A **831**, 215 (2009); Phys. Rev. C **78**, 034919 (2008).
- [26] L. P. Kadanoff and G. Baym, *Quantum Statistical Mechanics*, (Benjamin, New York, 1962); S. Juchem, W. Cassing, and C. Greiner, Phys. Rev. D **69**, 025006 (2004); Nucl. Phys. A **743**, 92 (2004).
- [27] W. Cassing and E. L. Bratkovskaya, Phys. Rept. **308**, 65 (1999); E. L. Bratkovskaya and W. Cassing, Nucl. Phys. A **619**, 413 (1997).
- [28] W. Cassing, V. Metag, U. Mosel, and K. Niita, Phys. Rep. **188**, 363 (1990).
- [29] W. Cassing, Nucl. Phys. A **795**, 70 (2007); W. Cassing, Nucl. Phys. A **791**, 365 (2007); A. Peshier, Phys. Rev. D **70**, 034016 (2004); J. Phys. G **31**, S371 (2005).
- [30] E. L. Bratkovskaya, W. Cassing, V. P. Konchakovski, and O. Linnyk, Nucl. Phys. A **856**, 162 (2011).
- [31] W. Cassing, Eur. Phys. J. ST **168**, 3 (2009).
- [32] Note that one has to use the conversion constant ($\hbar c$) in order to translate the volume, electric field strength, etc to natural units (GeV) in the calculation of the ratio.
- [33] O. Linnyk *et al.*, Phys. Rev. C **87**, 014905 (2013).
- [34] P. B. Arnold, G. D. Moore and L. G. Yaffe, JHEP **0305**, 051 (2003).

- [35] Y. Aoki *et al.*, Phys. Lett. B **643**, 46 (2006); S. Borsanyi *et al.*, JHEP **1009** 073 (2010).
[36] I.e. the explicit conversion of the conductivity units

between the SI and the natural units is given by $1 \Omega^{-1}\text{m}^{-1} = 7.39 \cdot 10^{-5} \text{ eV } e^2/\hbar/(\hbar c)/(4\pi\alpha)$.