

Tidal Instability and Superhump in Dwarf Novae by a Wave-Wave Resonant Model

Shoji KATO

2-2-2 Shikanodai-Nishi, Ikoma-shi, Nara, 630-0114

kato@gmail.com, kato@kusastro.kyoto-u.ac.jp

(Received 2012 0; accepted 2013 December 27)

Abstract

On a disk deformed to a non-axisymmetric form, a set of oscillations can be excited by their resonant interaction through the disk deformation (Kato et al. 2011). This resonant instability process has been proposed to suggest a possible cause of the high-frequency quasi-periodic oscillations (HF QPOs) observed in black-hole low-mass X-ray binaries. In the present paper, we examine whether the above-mentioned wave-wave resonant process can describe the tidal instability and superhump in dwarf novae. The results show that the process seems to well describe the observations. If this process is really the cause of the tidal instability and superhump, a two-armed oscillation with high frequency roughly on the magnitude of three times the orbital frequency is present on disks, although its expected amplitude may be small.

Key words: accretion, accretion disks — dwarf novae — oscillations — resonance — superhump — tidal instability

1. Introduction

The origins of superoutbursts and superhumps observed in dwarf novae are now well understood by the so-called tidal instability and precession of the eccentric disk deformation (Osaki 1985, Whitehurst 1988a,b; Hirose & Osaki 1990; Lubow 1991a,b, 1992, 1994: for review see Osaki 1996). The eccentric disk deformation and its precession were found by numerical simulations by Whitehurst (1988a,b). The origin of the disk deformation was pointed out to be due to a parametric resonance between disk rotation and binary revolution from a test-particle approximation (Hirose & Osaki 1990) and later in the framework of hydrodynamics (Lubow 1991a). The precession of the deformation is found to be due to an one-armed global oscillation (Osaki 1985; Hirose & Osaki 1993).

In a different field of astrophysics, i.e., in the field of black-hole low-mass X-ray binaries (BH LMXBs), we know that high-frequency quasi-periodic oscillations (HF QPOs) whose fre-

quencies are in the range of 100 to 450 Hz are observed in some sources (e.g., for review, see van der Klis 2004 and Remillard & McClintock 2006). The origin of these HF QPOs has been studied extensively, since clarification of the origin will give a powerful tool to know the innermost structure of relativistic accretion disks as well as the spin of the central black hole sources. In spite of many efforts there is still no consensus on the origin of HF QPOs. However, one of possible models of HF QPOs is excitation of a set of oscillations by their resonant coupling through disk deformation (Kato et al. 2011). In this model a deformation of unperturbed disks from an axisymmetric state is essential, and it is a kind of catalizer for excitation of oscillations.

The above-mentioned process of excitation of disk oscillations is rather general. Hence, a natural question is whether the tidal instability and superhump in dwarf novae can be interpreted as a result of excitation of disk oscillations on tidally deformed disks by the above-mentioned wave-wave resonant process. The purpose of this paper is to demonstrate this possibility and to obtain some hints on refining the models of the HF QPOs.

2. Outline of Wave-Wave Resonant Excitation Process through Disk Deformation

Let us assume that oscillations in disks can be decomposed into normal modes. The time and angular dependences of the displacement vector, $\boldsymbol{\xi}(\mathbf{r}, t)$, associated with the oscillations are factorized as $\boldsymbol{\xi}(\mathbf{r}, t) = \hat{\boldsymbol{\xi}}(r, z)\exp[i(\omega t - m\varphi)]$. Here, \mathbf{r} is the cylindrical coordinates (r, φ, z) , whose center is at the disk center and the z -axis is the axis of the rotating axis of the disk. We consider two oscillations. The set of frequency and azimuthal wavenumber, i.e., (ω, m) , of each oscillation is denoted (ω_1, m_1) and (ω_2, m_2) . Furthermore, we assume that the disk is deformed to non-axisymmetric state with azimuthal wavenumber m_D and the pattern rotates with frequency ω_D , i.e., the set of (ω, m) of the disk deformation is (ω_D, m_D) . In the case of tidal deformation, ω_D and m_D are related by

$$\omega_D = m_D \Omega_{\text{orb}}^* \tag{1}$$

where Ω_{orb}^* is the orbital frequency of the secondary star around the primary star, observed from the primary star. To avoid unnecessary complication, m_D is taken to be a positive integer, i.e., $m_D = 1, 2, 3, \dots$

The above two oscillations can non-linearly interact through the disk deformation, if the following resonant conditions are satisfied, i.e.,

$$\omega_2 = \omega_1 \pm \omega_D \quad \text{and} \quad m_2 = m_1 \pm m_D, \tag{2}$$

where the sign of $+$ or $-$ is possible. Kato et al. (2011) showed that the above two oscillations grow simultaneously if both oscillations satisfying conditions (2) overlap in their propagation regions, and have opposite signs of E/ω , i.e., $(E_1/\omega_1)(E_2/\omega_2) < 0$. Here, E is the wave energy defined by, e.g.,

$$E_1 = \frac{1}{2} \omega_1 \left[\omega_1 \langle \rho_0 \boldsymbol{\xi}_1^* \boldsymbol{\xi}_1 \rangle - i \langle \rho_0 \boldsymbol{\xi}_1^* (\mathbf{u}_0 \cdot \nabla) \boldsymbol{\xi}_1 \rangle \right]$$

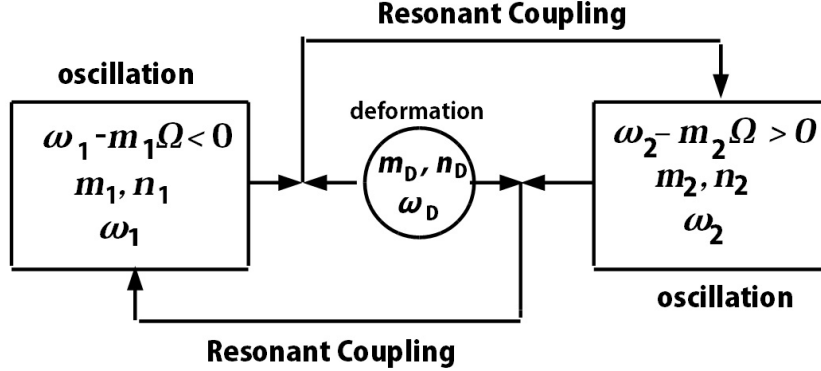


Fig. 1. Schematic diagram showing resonant amplification of two oscillations with opposite signs of $\omega - m\Omega$, i.e., $(\omega_1 - m_1\Omega)(\omega_2 - m_2\Omega) < 0$ through disk deformation. The additional necessary conditions for resonance amplification are $\omega_2 = \omega_1 \pm \omega_D$, $m_2 = m_1 \pm m_D$, and $n_2 = n_1 \pm n_D$.

$$\sim \frac{\omega_1}{2} \left\langle (\omega_1 - m_1\Omega) (\xi_{1,r}^* \xi_{1,r} + \xi_{1,z}^* \xi_{1,z}) \right\rangle, \quad (3)$$

where $\mathbf{u}_0(\mathbf{r})$ is the velocity on the unperturbed disk, i.e., $\mathbf{u}_0(\mathbf{r}) = (0, r\Omega(r), 0)$ and the asterisk shows the complex conjugate. The condition, $(E_1/\omega_1)(E_2/\omega_2) < 0$, is roughly equal to $(\omega_1 - m_1\Omega)(\omega_2 - m_2\Omega) < 0$.¹ This resonant amplification process is shown schematically in figure 1.

This wave amplification comes from an important general characteristic of coupling terms between two oscillations through disk deformation. The characteristic is the commutative relations given by equation (3) of Kato et al. (2011) or equation (83) of Kato (2008). Explicit expressions for the coupling terms are given by equations (5), (6) and (82) of Kato (2008).

It is noted here that for the resonance to be realized an additional condition is necessary. It is a relation among node numbers, say n 's, of oscillations in the vertical direction. This is related to the fact that in the normal mode oscillations, oscillations with different node numbers are orthogonal with a certain weighting function.² In the present paper, however, we are only interested in the fundamental mode of oscillations in the vertical direction, i.e., $n_1 = n_2 = 0$. Furthermore, the tidal wave is assumed to have no node in the vertical direction, i.e., $n_D = 0$. Since all n 's are zero, such an additional condition is automatically satisfied and no additional condition is necessary here.

¹ In Kato et al. (2011), instead of the condition, $(E_1/\omega_1)(E_2/\omega_2) < 0$, opposite signs of wave energies of two oscillations, i.e., $E_1 E_2 < 0$, is sometimes emphasized as the resonant instability condition, since they are interested in oscillations with positive frequencies, i.e., $\omega_1 > 0$ and $\omega_2 > 0$. In some cases of disk deformations, like the case of the present paper, one of ω_1 and ω_2 becomes negative. Hence, $(\omega_1 - m_1\Omega)(\omega_2 - m_2\Omega) < 0$ is more general than $E_1 E_2 < 0$.

² For vertically isothermal disks see, for example, Okazaki et al. (1987) and for vertically polytropic disks see Silbergleit et al. (2001).

3. Application to Tidally Deformed Disks

3.1. Tidally Deformed Disks

In the case of dwarf novae, the disk of the primary (central) star is deformed by tidal force of a secondary star. The time-averaged part of the tidal potential, $\bar{\Phi}$, is given by

$$\bar{\Phi}(r) = -\frac{GM_s}{4D^3}r^2, \quad (4)$$

where r is the radial distance from the central star, D is the binary separation, and M_s is the mass of the secondary star. If the pressure force is neglected, the angular velocity of rotation of the disk gas, $\Omega(r)$, is given by

$$\Omega^2 r = \frac{GM}{r^2} \left(1 - \frac{1}{2}q \frac{r^3}{D^3} \right), \quad (5)$$

where M is the mass of the central star and $q = M_s/M$. Since we are interested in the case where q is smaller than unity and in the radial region of $r/D < 1$, we have approximately

$$\Omega = \Omega_K \left(1 - \frac{1}{4}q \frac{r^3}{D^3} \right), \quad (6)$$

where Ω_K is the Keplerian angular velocity of rotation given by $\Omega_K(r) = (GM/r^3)^{1/2}$. In this disk, the epicyclic frequency defined by

$$\kappa^2 = 2\Omega \left(2\Omega + r \frac{d\Omega}{dr} \right) \quad (7)$$

is approximately given by

$$\kappa = \Omega_K \left(1 - q \frac{r^3}{D^3} \right). \quad (8)$$

In addition to the above-mentioned axisymmetric deformation from the Keplerian one, the disk of the central star is deformed by non-axisymmetric tidal waves. The set of (ω_D, m_D) of the deformation is given by $(m_D \Omega_{\text{orb}}^*, m_D)$.

3.2. One-Armed Low-Frequency Oscillation with $\omega - m\Omega < 0$

Since the disk rotation is slightly deviated from the Keplerian one by the tidal force [see eq. (6)], an one-armed ($m = 1$) p-mode oscillation on the disk is global and has a low frequency (Osaki 1985, see also Kato 1983). The dispersion relation for local oscillations [see, e.g., Kato 2001 and Kato et al. 2008] shows that the radial propagation region of such low frequency oscillation [the frequency and azimuthal wavenumber of the oscillation are denoted ω_1 and $m_1 (= 1)$, respectively] is specified by

$$\omega_1 < \Omega - \kappa. \quad (9)$$

Since $\Omega - \kappa$ is given by [see equations (6) and (8)]

$$\Omega - \kappa = \frac{3}{4}q\Omega_K \left(\frac{r}{D} \right)^3, \quad (10)$$

and increases outwards, the propagation region of the oscillation with frequency ω_1 is bounded inside. The inner edge, r_c , of the propagation region where $\omega_1 = \Omega - \kappa$ is given by

$$\omega_1 = (\Omega - \kappa)_c = \frac{3}{4}q\Omega_K(r_c)\left(\frac{r_c}{D}\right)^3. \quad (11)$$

The outer edge of the propagation region is the outer edge of the disk, r_t , which will be specified as the radius where the disk is truncated by wave-wave resonant instability.

The low-frequency one-armed oscillation with frequency ω_1 is thus trapped in the radial region of $r_c < r < r_t$. The region is schematically shown in figure 2. It is noted that in this propagation region, $\omega_1 - m_1\Omega$ is negative, i.e., $\omega_1 - m_1\Omega < 0$.

3.3. High-Frequency Oscillation with $\omega - m\Omega > 0$ and Efficiency of Coupling

As the counterpart of the ω_1 -oscillation described above, we consider here an oscillation with $\omega - m\Omega > 0$ which satisfies the resonance conditions (2). The oscillation is taken to be a p-mode. Its frequency and azimuthal wavenumber are denoted, respectively, ω_2 and m_2 , and are determined later. A p-mode oscillation with given ω_2 and m_2 has two propagation regions of $\omega_2 > m_2\Omega + \kappa$ and $\omega_2 < m_2\Omega - \kappa$ (e.g., Kato 2001, Kato et al. 2008). In the former propagation region we have $\omega_2 - m_2\Omega > 0$, while in the latter we have $\omega_2 - m_2\Omega < 0$. Hence a p-mode oscillation in the former region is our concern here.

As will be found later, the resonant instability occurs for oscillations with $m_2 = -2$. Thus, $m_2\Omega + \kappa < 0$, and as is shown schematically in figure 2, the ω_2 -oscillation has $\omega_2 < 0$ and is trapped between the inner edge, r_s , of the disk and the radius r_L (the Lindblad resonance) specified by

$$\omega_2 = m_2\Omega_L + \kappa_L, \quad (12)$$

where the subscript L denotes the value at $r = r_L$. Outside of r_L the oscillations are spatially damped. For trapping to occur, a relation among r_s , r_L , and ω_2 is necessary as a trapping condition. In the present problem, however, we need not to pay particular attention on such a condition by the following reason. Near to r_s , the ω_2 -oscillation has very short wavelength in the radial direction, since the difference between ω_2 and $(m_2\Omega + \kappa)_L$ becomes large there and the difference must be compensated by the radial wavelength becoming short (consider the dispersion relation of p-mode oscillations.) In other words, the oscillation with ω_2 is one of high overtones and near to frequency ω_2 there are many eigen-frequencies densely. This means that in practice any ω_2 can become a eigen-frequency and no relation between r_s , r_L , and ω_2 is unnecessary here.

For the resonant coupling between two oscillations with (ω_1, m_1) and (ω_2, m_2) through disk deformation to occur, the resonant conditions (2) are necessary as mentioned before. In addition, for the coupling to be efficient, the position of r_L must be in the propagation region of the ω_1 -oscillation, since the coupling efficiency is determined by volume integrations of some linear products of displacement vectors $\boldsymbol{\xi}_1$, $\boldsymbol{\xi}_2$, and $\boldsymbol{\xi}_D$, they being displacement vectors

associated with the ω_1 - and ω_2 -oscillations and with the ω_D disk deformation (Kato et al. 2011). For the coupling terms to become large, i) the region where ξ_1 has a large amplitude and that where ξ_2 has a large amplitude must overlap, and ii) both ξ_1 and ξ_2 in the overlapped region do not vary in the radial direction with short wavelength. The latter requirement comes from the fact that if ξ_2 , for example, changes in the radial direction with short wavelength a volume integration of products among ξ_1 , ξ_2 , and ξ_D becomes small by cancellation. The above consideration concerning the coupling efficiency suggests that the resonant coupling occurs most strongly in the case of $r_L \sim r_t$ by the following reasons. The amplitude of the low-frequency one-armed oscillation is large around $r = r_t$ (see section 5 and also figure 3 by Hirose & Osaki 1993). Hence, if $r_L > r_t$, the ω_2 -oscillation has short wavelength around $r \sim r_t$ and the coupling term resulting from the volume integration becomes small. On the other hand, if $r_L < r_t$, the amplitude of the ω_2 -oscillation is small around $r \sim r_t$, since the region around r_t is the evanescent region of the ω_2 -oscillation. Based on these considerations, we adopt $r_L = r_t$ and take³

$$\omega_2 = m_2 \Omega_t + \kappa_t, \quad (13)$$

where the subscript t denotes the value at $r = r_t$.

4. Equation Describing Tidal Truncation Radius r_t

As resonant conditions which lead to realistic cases, we adopt

$$\omega_2 = \omega_1 - \omega_D \quad \text{and} \quad m_2 = m_1 - m_D. \quad (14)$$

Then, substituting $\omega_1 = (\Omega - \kappa)_c$, $m_1 = 1$, $\omega_D = m_D \Omega_{\text{orb}}^*$, and equation (13) into the first relation of equations (14), we have as the condition of wave-wave resonant instability

$$(m_D - 2)\Omega_t = m_D \Omega_{\text{orb}}^* - (\Omega - \kappa)_t - (\Omega - \kappa)_c, \quad (15)$$

where the subscript c denotes the value at $r = r_c$, and $(\Omega - \kappa)_t$ and $(\Omega - \kappa)_c$ are obtained from equation (10):

$$\begin{aligned} (\Omega - \kappa)_c &= \frac{3}{4} q \Omega_K(r_c) \left(\frac{r_c}{D} \right)^3, \\ (\Omega - \kappa)_t &= \frac{3}{4} q \Omega_K(r_t) \left(\frac{r_t}{D} \right)^3. \end{aligned} \quad (16)$$

The growth rate of the wave-wave resonant instability depends on magnitudes of coupling terms and disk deformation (for a general expression for growth rate, see Kato et al. 2011).

If the difference between Ω and κ is neglected, equation (15) gives

$$\Omega_t = \frac{m_D}{m_D - 2} \Omega_{\text{orb}}^*. \quad (17)$$

³ A rigorous way to know the relation among r_L , r_t and other quantities is to calculate the coupling terms and the resulting growth rate of oscillations for various sets of r_L , r_t and r_c and to combine this procedure with that determining r_t and r_c in the following sections. This is, however, beyond the purpose of this paper.

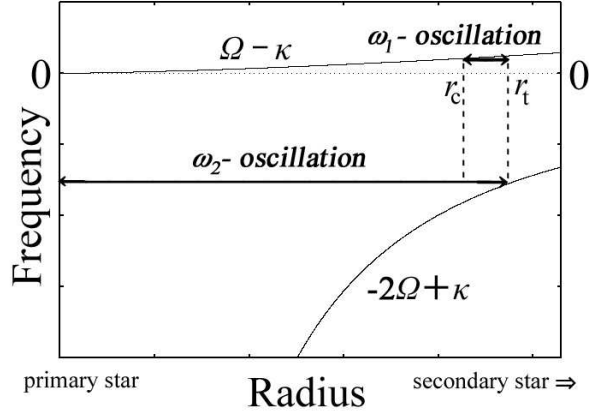


Fig. 2. Schematic diagram showing frequencies and propagation regions of the ω_1 - and ω_2 -oscillations. The scales of coordinates are arbitrary, and are not linear. The ω_1 -oscillation is trapped between r_c and r_t . The inside of r_c is the evanescent region. The ω_2 -oscillation has a negative frequency and propagates between the inner edge of the disk and r_L . (Here, r_L and r_t are taken to be equal.) The propagation region is rather wide, but this does not mean that the ω_2 -oscillation is observed with large amplitude, since the oscillation has very short radial wavelength except near to r_t .

This is the results known as the parametric resonance, i.e., the 3 : 1 resonance in the case of $m_D = 3$, and the 2 : 1 resonance in the case of $m_D = 4$. It is noted that in the above cases of $m_D = 3$ and $m_D = 4$, both of ω_2 and m_2 are negative.

If we have a relation between r_t and r_c , equation (15) gives r_t and r_c (and thus ω_1 and ω_2) as functions of q . The relation between r_t and r_c is obtained by considering that the ω_1 -oscillation is trapped between r_c and r_t . That is, the relation is obtained by imposing the trapping condition, which is a relation among r_c , r_t and acoustic speed, c_s . Thus, parameters to solve equation (15) are q and c_s .

5. Trapping of One-Armed Low-Frequency Global Oscillation

The one-armed low-frequency p-mode oscillation with frequency ω_1 is trapped in the region of $r_c < r < r_t$. The purpose here is to derive a relation between r_c and r_t by solving the eigenvalue problem, introducing acoustic speed in the disk. This problem has already been examined by Hirose & Osaki (1993) by using vertically integrated hydrodynamical equations. In different contexts, similar problems have been examined, i.e., by Okazaki (1991) for V/R variations of Be stars, and by Silbergleit et al. (1990) and others for c-mode oscillations in relativistic disks. Here, we consider the simplest situations that the radial wavelength of perturbations (on the order of $r_t - r_c$) is so short that the characteristic radial scale of variations of unperturbed quantities in disks can be neglected except when we consider the radial variation of $\omega - (\Omega - \kappa)$. In this case the wave equation describing the trapped oscillation is (see Appendix)

$$\left(\frac{d^2}{dr^2} + Q\right)u_r = 0, \quad (18)$$

where

$$Q(r) = \frac{(\omega - \Omega)^2 - \kappa^2}{c_s^2}. \quad (19)$$

Equation (18) is now solved by the WKBJ method. In the region of $r_c < r < r_t$, the approximate solution can be written as

$$u_r = Q^{-1/4} \exp\left[\pm i \int Q^{1/2} dr\right]. \quad (20)$$

The radius r_c is the turning point of Q , where $Q = 0$. Near r_c , the solution of equation (18) thus can be expressed in terms of the Bessel functions of the order of $\pm 1/3$ (Morse & Feshbach 1953). The asymptotic dependence of the solution for $r \gg r_c$ can be arranged so that it can be expressed in the form of equation (20). Furthermore, by taking only the solution whose amplitude spatially damps in the region of $r < r_c$ (the evanescent region of oscillations), we have (Morse & Feshbach 1953)

$$u_r \sim Q^{-1/4} \left[\cos\left(w - \frac{5}{12}\pi\right) + \cos\left(w - \frac{1}{12}\pi\right) \right], \quad (21)$$

where

$$w(r) = \int_{r_c}^r Q^{1/2} dr. \quad (22)$$

Next, we impose a boundary condition at $r = r_t$. Since in this paper r_t is taken to be the outer edge of the disks, the vanishing of the Lagrangian variation of pressure, i.e., $\delta p = 0$, will be relevant. This is approximately equal to $h_1 = 0$ (see Appendix for definition of h_1), and thus to $du_r/dr = 0$ at $r = r_t$. From the differentiation of the terms in the brackets of equation (21) with respect to r , we have (see also Silbergleit et al. 2001)

$$w_t \equiv \int_{r_c}^{r_t} Q^{1/2} dr = \left(n + \frac{1}{4}\right)\pi \quad (23)$$

as the condition determining the wave trapping,⁴ where $n = 0, 1, 2, 3, \dots$. Since we are considering the fundamental mode in the radial direction, we adopt hereafter $n = 0$, and $w_t = \pi/4$.

We now perform the integration of $Q^{1/2}$ by using expression (19) for Q . Considering that $(\omega - \Omega)^2 - \kappa^2 \sim -2\Omega[\omega - (\Omega - \kappa)]$, and further that $\omega = \omega_1 = (\Omega - \kappa)_c$ and $\Omega - \kappa$ is given by equation (10), we have

$$Q = \frac{3}{2} \left(\frac{GM}{Dc_s^2}\right) \frac{q}{D^2} \left[1 - \left(\frac{r_c/D}{r/D}\right)^{3/2}\right]. \quad (24)$$

⁴ If we adopt $u_r = 0$ at $r = r_t$ as the boundary condition, we have

$$w_t \equiv \int_{r_c}^{r_t} Q^{1/2} dr = \left(n + \frac{3}{4}\right)\pi.$$

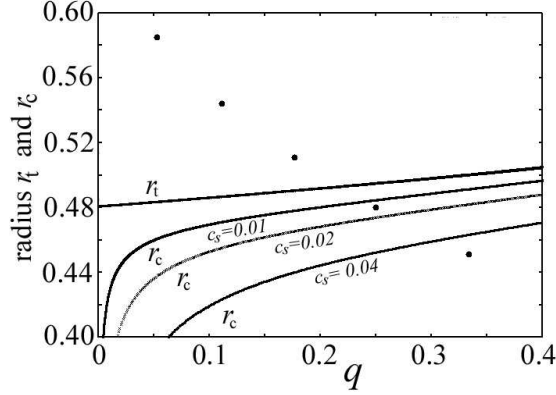


Fig. 3. The $q - r_t/D$ and $q - r_c/D$ relations calculated by our model. The former relation is drawn for $c_s/(GM/D)^{1/2} = 0.02$, which is almost free from the value of $c_s/(GM/D)^{1/2}$. The latter relation is drawn for three cases of $c_s/(GM/D)^{1/2} = 0.01, 0.02$, and 0.04 . The region between r_t and r_c is the trapped region of the ω_1 -oscillation. The trapped region becomes wide as c_s increases. For comparison, the maximum radial size of periodic orbit of a test particle in the binary potential calculated by Paczyński (1977) is plotted for some values of q by black circles. The tidal instability occurs for $q < 0.22$.

Here, we consider that $(r_t - r_c)/r_c \ll 1$ (the WKB method is still valid since GM/Dc_s^2 is a large quantity). Then, we can approximately perform the integration of equation (22) to have

$$w_t = \left(\frac{GM}{Dc_s^2} q \right)^{1/2} \frac{(r_t/D)^{3/2} - (r_c/D)^{3/2}}{(r_c/D)^{1/2}}, \quad (25)$$

which is changed to

$$\frac{r_t}{D} = \frac{r_c}{D} + \frac{2}{3} \frac{w_t}{q^{1/2}} \frac{c_s}{(GM/D)^{1/2}}. \quad (26)$$

This is a relation between r_t/D and r_c/D with dimensionless parameters $c_s/(GM/D)^{1/2}$ and q .

6. Numerical Calculations

Substitution of equations (16) and (26) into equation (15) gives the disk truncation radius r_t as a function of q and $c_s/(GM/D)^{1/2}$. The $q - r_t$ relation for $c_s/(GM/D)^{1/2} = 0.02$ is shown in figure 3. The $q - r_t$ relation depends little on $c_s/(GM/D)^{1/2}$. The $q - r_c$ relation, on the other hand, depends on $c_s/(GM/D)^{1/2}$, and the relation in three cases of $c_s/(GM/D)^{1/2} = 0.01, 0.02$, and 0.04 are also shown in figure 3. The region between r_t and r_c is the trapped one of the ω_1 -oscillation. As is expected, the width increases with increase of $c_s/(GM/D)^{1/2}$.

Paczyński (1977) estimated the maximum size of accretion disks in a binary system by calculating the maximum size of periodic orbit of a test particle. One of such radii, e.g., r_{\max} in his paper, is also shown in figure 3, for comparison, for some values of q . The comparison shows that the disk size is limited by the tidal instability in the case where $q < 0.22$.

The observed superhump frequency ω_{sh} is related to Ω_{orb} and ω_1 by (Osaki 1985)

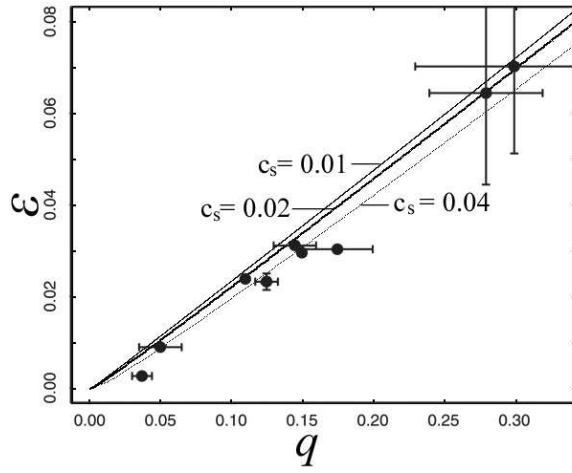


Fig. 4. The $q - \epsilon$ relation calculated for three cases of $c_s/(GM/D)^{1/2} = 0.01, 0.02,$ and 0.04 . These curves are superposed on the diagram plotting observed $q - \epsilon$ relation (figure 34 of T. Kato et al. 2009). The names of nine sources in this figure are listed in table 6 of T.Kato et al. (2009).

$$\omega_{\text{sh}} = \Omega_{\text{orb}} - \omega_1, \quad (27)$$

where Ω_{orb} is the binary orbital frequency in the inertial frame [i.e., $\Omega_{\text{orb}} = \Omega_{\text{orb}}^*(1+q)^{1/2}$]. Then, the dimensionless quantity defined by $\epsilon \equiv P_{\text{sh}}/P_{\text{orb}} - 1$, where P_{sh} and P_{orb} are the period of superhump and the orbital period (in the inertial frame), respectively, is written as

$$\epsilon = \frac{\omega_1/\Omega_{\text{orb}}}{1 - \omega_1/\Omega_{\text{orb}}}. \quad (28)$$

Here, in our present model, $\omega_1/\Omega_{\text{orb}}$ is given by [see eq. (11)]

$$\frac{\omega_1}{\Omega_{\text{orb}}} \sim \frac{3}{4} \frac{q}{(1+q)^{1/2}} \left(\frac{r_c}{D}\right)^{3/2}. \quad (29)$$

The $q - \epsilon$ relation calculated by using the above relations (28) and (29) is drawn in figure 4 for three cases of $c_s/(GM/D)^{1/2} = 0.01, 0.02$ and 0.04 . In order to compare with observations, the curves are superposed on the $q - \epsilon$ plot by T.Kato et al.(2012) for recently observed sources. The calculated curve in the case of $c_s/(GM/D)^{1/2} = 0.02$, which is $c_s/(D\Omega_{\text{orb}}^*)$, seems to be close to observational results. The dimensionless value of $c_s/(GM/D)^{1/2} = 0.02$ will be relevant observationally, since in accretion disks in cataclysmic variables, $D\Omega_{\text{orb}} \sim 500\text{km s}^{-1}$ and $c_s \sim 10\text{km s}^{-1}$.

7. Discussions

The present wave-wave resonant excitation model well describes the tidal instability - superhump phenomena in dwarf novae. This is not surprising, since the present excitation model can be regarded just as a combination of the tidal instability model by Lubow (1991a) and the precession of low frequency eccentric deformation by Osaki (1985) into a unified scheme. In the

tidal instability model by Lubow (1991a), the precession of the disk deformation is not essential in understanding the essence of the instability. The tidal torque and pressure force, however, make the deformation process (Lubow 1992, 1994). Hence, there is a connection between the instability and eccentric precession, and much attention has been taken to the connection (Goodchild & Ogilvie 2006, Ogilvie 2007, Lubow 2010). In these studies, the temperature dependence of the precession has been examined (Lubow 2010). Here, we compare our results with those by Lubow (2010). Figure 5 shows the $\omega_1 - (H/r)_t$ relation in the case of $q = 0.1$, where H is the disk half-thickness and taken simply to be c_s/Ω_K and the subscript t denotes the value at the disk truncation radius, r_t . The results show that the precession rate decreases with increase of $(H/r)_t$, which agrees with results by Lubow (see figure 6 of Lubow 2010). Quantitatively, however, there are some differences. These differences partially come from differences of situations considered. In Lubow's calculations the disk edge is taken at $0.5D$, while in our calculations it is taken at r_t which is determined by relation (15) and smaller than $0.5D$, depending on $(H/r)_t$. In Lubow's calculations the rate of precession is taken to become the gravitational precession rate of a free particle on an eccentric orbit in the limit of no temperature, while in our calculations it is taken to tend to $(\Omega - \kappa)_t$.

It is noted that in our wave-wave resonant instability model two small amplitude oscillations are superposed on a steady deformed disk, and their resonant instability is considered. In other words, in a stage where the disk deformation is growing rapidly with time, the model cannot be applied. One of other important approximations involved in the present model is that r_t and r_L are assumed to be equal. In the limit of no temperature, the ω_2 -oscillation is localized sharply at r_L (the radius of the inner Lindblad resonance), and thus the coupling constants between the ω_1 - and ω_2 -oscillations are large only when r_t and r_L are equal. In disks with finite temperature, however, the radial region where the coupling constants are large becomes wide. As is mentioned in a footnote, to know a proper relation between r_t and r_L we must calculate the radial distribution of the coupling coefficients, using the functional forms of the oscillations. This is a complicated problem. This situation corresponds to the fact that in disks with finite temperature the resonant region has a finite width (e.g., Meyer-Vernet & Sicardy 1987).

In our model the presence of two oscillation modes with opposite signs of $\omega - m\Omega$ are essential for instability, and one of the oscillations excited (i.e., one-armed low-frequency oscillation with $\omega - m\Omega < 0$) brings about a precession of the deformation. The other oscillation with $\omega - m\Omega > 0$ is not directly related to the superhump, but important for resonant instability. This latter mode corresponds to the intermediate disk deformation mode in Lubow's resonant feedback process (Lubow 1991a). In our present model, $|m_2| = 2$ like Lubow's case, and its frequency $|\omega_2|$ changes with the change of ω_1 , since they are related by a resonance condition as $|\omega_2| = \omega_D - \omega_1$. The frequency $|\omega_2|$ of the oscillation is shown in figure 6 as a function of q in the case of $c_s/(GM/D)^{1/2} = 0.02$. The curve depends little on the value of $c_s/(GM/D)^{1/2}$,

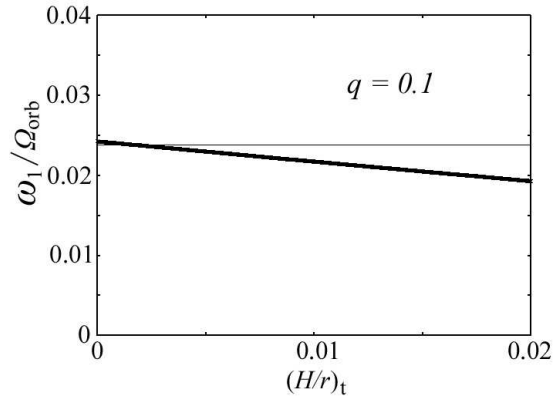


Fig. 5. The temperature dependence of ω_1 in the case of $q = 0.1$. The rate of precession, ω_1 , is normalized by Ω_{orb} and the effects of temperature are measured by $(H/r)_t$, where H is the disk half-thickness and H/r is taken to be c_s/Ω_K . In the limit of zero temperature, ω_1 tends to $(\Omega - \kappa)_t$ in our model. For comparison, $\Omega - \kappa$ at the radius of $\Omega = 3\Omega_{\text{obs}}^*$ is shown by a thin line.

but changes in the range of $3.0 \sim 2.4\Omega_{\text{orb}}$ for change of q in the range of $0 < q < 0.4$.

Observational detection of the ω_2 -oscillation and its q -dependence is an interesting subject to judge whether the present wave-wave resonant instability model represents real situations of tidal instability - superhump phenomena. Osaki (2003) pointed out that complex superhump light curves for the 2001 outburst of WZ Sagittae can be interpreted as excitation of many oscillation modes. Especially, he emphasizes the appearance of two armed oscillation with frequency $3\Omega_{\text{orb}} - \omega_1$, and considers it as a support of Lubow' mode-coupling model. Except for this case, however, there seems to be no observational evidence which suggests the coexistence (with the ω_1 -oscillation) of the ω_2 -oscillation in the superoutburst stage (private communication by T. Kato). Osaki suggests that this is due to the fact that many sources with superhumps are observed pole-on. In addition there will be following situations for difficulty of observations of the ω_2 -oscillation. As mentioned before, the ω_2 -oscillation has short wavelength except in the region near to r_t , although its propagation region is wide. Hence, a large luminosity variation will not be expected, since various phases of the oscillation are superposed on observed quantities. Furthermore, $r_L = r_t$ adopted in this paper is an approximation. The outer part of disks will be fluctuating with time in general, and this will introduce time fluctuations in the relation between r_L and r_t . If so, the phase and frequency of the ω_2 -oscillation will be subject to it, more than those of the ω_1 -oscillation. This will smear observational properties of the ω_2 -oscillation.

So far, we have considered the so-called 3 : 1 resonance which occurs for $m_D = 3$. In this case the ω_2 -oscillation is a two-armed one (i.e., $|m_2| = 2$) with frequency close to $3\Omega_{\text{orb}}$ as mentioned above. For tidal deformation of $m_D = 4$, on the other hand, the instability occurs near 2 : 1 resonance [see equation (17)]. In this case, r_t is larger than that in the case of the

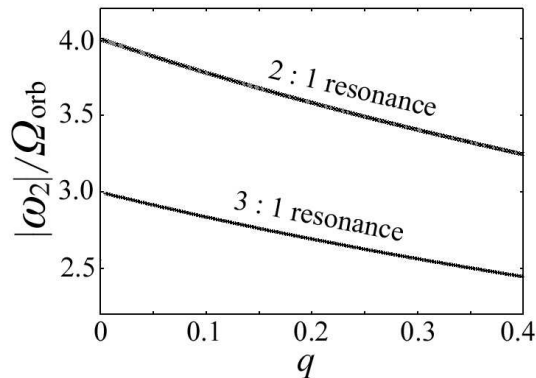


Fig. 6. The $q - |\omega_2|$ relation calculated for $c_s/(GM/D)^{1/2} = 0.02$. The corresponding curves in the cases of $c_s/(GM/D)^{1/2} = 0.01$, and 0.04 are almost the same as that in the case of $c_s/(GM/D)^{1/2} = 0.02$. For reference, the frequency $|\omega_2|$ in the case of the 2 : 1 resonance is also drawn as a function of q for $c_s/(GM/D)^{1/2} = 0.02$.

3 : 1 resonance. The ω_2 -oscillation in this case is three-armed (i.e., $|m_2| = 3$) and its frequency is close to $4\Omega_{\text{orb}}$ [see equation (14)]. As mentioned before, observational detection of the ω_2 -oscillation is interesting to evaluate validity of the present wave-wave resonant model. Thus, for reference, the frequency, $|\omega_2|$, in the case of the 2 : 1 resonance is also drawn in figure 5 as a function of q .

We think that the high frequency quasi-periodic oscillations (HF QPOs) in microquasars will result from a similar process considered here. Hence, detailed examinations how well the present wave-wave resonant model can describe the superoutburst-superhump phenomena in dwarf novae is helpful to consider more the excitation mechanism of HF QPOs in BH LMXBs.

The author thanks T. Kato for discussions on various observational aspects of superhumps, and Y. Osaki for pointing out the presence of high frequency oscillation of $\Omega_{\text{orb}} - \omega_1$ in an outburst stage of WZ Sagittae. The author also thanks the referee for pointing out recent theoretical developments on disk precession and for many helpful suggestions.

Appendix: Wave Equation Describing Disk Oscillations

For simplicity, the disk is assumed to be vertically isothermal. Then, the vertical hydrostatic balance gives

$$\rho_0(r, z) = \rho_{00}(r) \exp\left(-\frac{z^2}{2H^2}\right), \quad (30)$$

where $\rho_0(r, z)$ is the density in the unperturbed disk and $\rho_{00}(r)$ is that on the equatorial plane. The scale height in the vertical direction, H , is given by

$$H^2(r) = \frac{c_s^2}{\Omega_K^2} \left(1 + \frac{1}{2}q \frac{r^3}{D^3}\right) \equiv \frac{c_s^2}{\Omega_\perp^2}, \quad (31)$$

where $c_s(r)$ is the isothermal acoustic speed and Ω_\perp is the vertical epicyclic frequency in the tidally deformed disks.

On the disks we impose small-amplitude isothermal perturbations. The perturbations are assumed to be proportional to $\exp[i(\omega t - m\varphi)]$. Then, hydrodynamical equations describing the small-amplitude perturbations are

$$i(\omega - m\Omega)\rho_1 + \frac{\partial}{r\partial r}(r\rho_0 u_r) - i\frac{m}{r}\rho_0 u_\varphi + \frac{\partial}{\partial z}(\rho_0 u_z) = 0, \quad (32)$$

$$i(\omega - m\Omega)u_r - 2\Omega u_\varphi = -\frac{\partial h_1}{\partial r}, \quad (33)$$

$$i(\omega - m\Omega)u_\varphi + \frac{\kappa^2}{2\Omega}u_r = i\frac{m}{r}h_1, \quad (34)$$

$$i(\omega - m\Omega)u_z = -\frac{\partial h_1}{\partial z}, \quad (35)$$

where h_1 is defined by

$$h_1 = \frac{p_1}{\rho_0} = c_s^2 \frac{\rho_1}{\rho_0}. \quad (36)$$

Here, (u_r, u_φ, u_z) are velocity perturbations over unperturbed one $(0, r\Omega, 0)$, and ρ_1 and p_1 are the density and pressure perturbations over the unperturbed ones, ρ_0 and p_0 , respectively.

Hereafter, we consider perturbations whose radial wavelength is shorter than the characteristic radial scales of unperturbed quantities in disks. Elimination of u_φ from equation (33) and (34) then gives

$$[-(\omega - m\Omega)^2 + \kappa^2]u_r = -i(\omega - m\Omega)\frac{\partial h_1}{\partial r}. \quad (37)$$

Furthermore, the continuity equation (32) is reduced to

$$i(\omega - m\Omega)\frac{h_1}{c_s^2} + \frac{\partial u_r}{\partial r} + \left(\frac{\partial}{\partial z} - \frac{z}{H^2}\right)u_z = 0. \quad (38)$$

Under the same approximation, elimination of u_z from this equation by using equation (35) gives

$$\frac{\partial^2 h_1}{\partial z^2} - \frac{z}{H^2}\frac{\partial h_1}{\partial z} + \frac{(\omega - m\Omega)^2}{c_s^2}h_1 = i(\omega - m\Omega)\frac{\partial u_r}{\partial r}. \quad (39)$$

Equations (37) and (39) are the set of equations to be solved. As mentioned in the text, we are interested in one-armed ($m = 1$) low-frequency oscillations, where $\omega \sim \Omega - \kappa$. Hence, the radial variation of $(\omega - \Omega)^2 - \kappa^2$ should be taken into account, but the radial variations of other quantities are neglected. Then, operating $\partial^2/\partial z^2 - (z/H^2)\partial/\partial z + (\omega - m\Omega)^2/c_s^2$ on equation (37) and eliminating h_1 from the resulting equation by using (39), we have an partial differential equation with respect to u_r . After manipulations we have

$$\left(\frac{\partial^2}{\partial z^2} - \frac{z}{H^2}\frac{\partial}{\partial z}\right)u_r + \frac{(\omega - \Omega)^2}{c_s^2}u_r$$

$$+\frac{(\omega - \Omega)^2}{(\omega - \Omega)^2 - \kappa^2} \frac{\partial^2}{\partial r^2} u_r = 0, \quad (40)$$

where $m = 1$ has been adopted.

This partial differential equation can be easily decomposed into two ordinary differential equations. That is, decomposing $u_r(r, z)$ as $u_r(r, z) = g(z)f(r)$, we have

$$\left(\frac{\partial^2}{\partial z^2} - \frac{z}{H^2} \frac{\partial}{\partial z} + K \right) g(z) = 0 \quad (41)$$

and

$$\left[\frac{(\omega - \Omega)^2}{(\omega - \Omega)^2 - \kappa^2} \frac{\partial^2}{\partial r^2} + \frac{(\omega - \Omega)^2}{c_s^2} - K \right] f(r) = 0, \quad (42)$$

where K is the separation constant, and can be determined by solving equation (41) with relevant boundary conditions at $z = \pm\infty$.

Equation (41) is the Hermite equation. Imposing that $\rho_0^{1/2}(z)g$ (which is proportional to kinetic energy of perturbations) remains finite at $z = \pm\infty$, we find that K should be zero or a positive integer and $g(z)$ is the Hermite polynomials (Okazaki et al. 1987):

$$K = n, \quad n = 0, 1, 2, \dots \quad (43)$$

and

$$g(z) = \mathcal{H}_n(z/H). \quad (44)$$

In the present problem, we are interested in the fundamental p-mode oscillation, i.e., $n = 0$. Hence, equation (42) is reduced to

$$\left[\frac{d^2}{dr^2} + \frac{(\omega - \Omega)^2 - \kappa^2}{c_s^2} \right] f(r) = 0. \quad (45)$$

This is the equation which we treat in the text.

References

- Goodchild, S. & Ogilvie, G. I. 2006, MNRAS, 368, 1123
Hirose, M., & Osaki, Y. 1990, PASJ, 42, 135
Hirose, M., & Osaki, Y. 1993, PASJ, 45, 595
Kato, S. 1983, 35, 249
Kato, S. 2001, PASJ, 53, 1
Kato, S. 2008, PASJ, 60, 111
Kato, S., Fukue, J., & Mineshige, S. 2008, Black-Hole Accretion Disks — Towards a New paradigm — (Kyoto: Kyoto University Press), chap. 11
Kato, S., Okazaki, A.T., & Ohtsuka, F. 2011, 63, 363
Kato, T. et al. 2009, PASJ, 61, S395
Lubow, S. H. 1991a, ApJ, 381, 259
Lubow, S. H. 1991b, ApJ, 381, 268

- Lubow, S. H. 1992, ApJ, 401, 317
- Lubow, S. H. 1994, in *Theory of Accretion Disks – 2*, ed., W.J. Duschl, J. Frank, F. Meyer, E. Meyer-Hofmeister, & W.M., Tscharnuter (Kluwer Academic Publishers, Dordrecht), p.109
- Lubow, S. H. 2010, MNRAS, 406, 2777
- Meyer-Vernet, N. & Sicardy, B. 1987, Icarus, 69, 157
- Morse, P.M., & Feshbach, H., 1953, *Methods of Theoretical Physics, Part II* (McGraw-Hill, Inc., New York), p.1092
- Ogilvie, G. I. 2007, MNRAS, 374, 131
- Okazaki, A.T. 1991, PASJ, 43, 75
- Okazaki, A.T., Kato, S., & Fukue, J. 1987, PASJ, 39, 457
- Osaki, Y. 1985, A&A, 144, 369
- Osaki, Y. 1996, PASP, 108, 390
- Osaki, Y. 2003, PASJ, 55, 841
- Paczyński, B. 1977, ApJ, 216, 823
- Remillard, R.A., & McClintock, J.E. 2006, ARA&A, 44, 49
- Silbergleit, A.S., Wagoner, R.V., Ortega-Rodríguez, M. 2001, ApJ, 548, 385
- van der Klis, M. 2004, in *Compact Stellar X-ray Sources*, eds. W.H.G. Lewin and M. van der Klis (Cambridge Univ. Press, Cambridge), 39
- Whitehurst, R. 1988a, MNRAS, 232, 35
- Whitehurst, R. 1988b, MNRAS, 233, 529

Note added on Jan. 3, 2013

In the present paper, we have restricted our attention only to the resonances of $\omega_2 = \omega_1 \pm \omega_D$ and $m_2 = m_1 \pm m_D$. If the resonances of $\omega = -\omega_1 \pm \omega_D$ and $m_2 = -m_1 \pm m_D$ are considered, the instability condition in the latter cases is found to be $(E_1/\omega_1)(E_2/\omega_2) > 0$, different from $(E_1/\omega_1)(E_2/\omega_2) < 0$ in the former cases of $\omega_2 = \omega_1 \pm \omega_D$ and $m_2 = m_1 \pm m_D$. If the latter resonances are taken into account, we see that in addition to the ω_2 -oscillations considered in this paper (i.e., $\omega_2 = \omega_1 - \omega_D < 0$ and $m_2 = m_1 - m_D < 0$), the ω_2 -mode of oscillations with $\omega_2 = -\omega_1 + \omega_D > 0$ and $m_2 = -m_1 + m_D > 0$ is also excited. These two oscillations are, however, the same, since both signs of ω and m are changed simultaneously. A detailed re-examination of wave-wave resonant instability by Kato et al. (2011) will be made in a subsequent paper.