

The Dust Mantle of Comet 9P/Tempel 1: Dynamical Constraints on Physical Properties

H. Kobayashi¹, H. Kimura², and S. Yamamoto³

¹ Department of Physics, Nagoya University, Nagoya, Aichi464-8602, Japan
e-mail: hkobayas@nagoya-u.jp

² Center for Planetary Science, c/o Integrated Research Center of Kobe University, Chuo-ku Minatogima Minamimachi 7-1-48, Kobe 650-0047, Japan

³ Center for Environmental Measurement and Analysis, National Institute for Environmental Studies, 16-2 Onogawa, Tsukuba, Ibaraki 305-8506, Japan

ABSTRACT

The trajectories of dust particles ejected from a comet are affected by solar radiation pressure as a function of their ratios of radiation pressure cross section to mass. Therefore, a study on the orbital evolution of the particles caused by the radiation pressure reveals the physical properties of dust on the surface of the comet nucleus. In the course of NASA's Deep Impact mission, the ejecta plume evolved under the influence of the radiation pressure. From the evolution and shape of the plume, we have succeeded in obtaining $\beta \approx 0.4$, where β is the ratio of the radiation pressure to the solar gravity. Taking into account $\beta \approx 0.4$ as well as the observational constraints of a high color temperature and a small silicate-feature strength, dust particles ejected from the surface of comet 9P/Tempel 1 are likely compact dust aggregates of sizes $\approx 20 \mu\text{m}$ (mass $\sim 10^{-8}$ g). This is comparable to the major dust on the surface of comet 1P/Halley ($\sim 10 \mu\text{m}$) inferred from in-situ measurements and theoretical considerations. Since such dust aggregates with $\beta \approx 0.4$ must have survived on the surface against jets due to ice sublimation, the temperature of ice in the nucleus must be kept below 145 K, which is much lower than equilibrium temperature determined by solar irradiation and thermal emission. These facts indicate that 9P/Tempel 1 has a dust mantle composed of $20 \mu\text{m}$ -sized dust aggregates with low thermal conductivities $\sim 1 \text{ erg cm}^{-1} \text{ K}^{-1} \text{ s}^{-1}$.

Key words. comets: individual (9P/Tempel 1) — comets: general

1. Introduction

Short-period comets are likely born in the outer solar system. They are originally composed of ices and dust particles. When the comets approach the sun, volatile components of their nuclei start to sublime. A jet of volatile gases pushes out dust having a large surface-to-volume ratio and selectively leaves heavy dust of a small surface-to-volume ratio (Priyalnik et al., 2004, for a review). Therefore, relatively compact particles form the so-called dust mantle of comets. Dust particles emitted from comets give us important information on the surfaces of the comets related to their histories. Such a dust particle feels solar radiation pressure and then its orbit is determined by the ratio β of the radiation pressure to solar gravity, which depends on the morphology, size, and composition of the particle. The β values of particles are derived from the shapes of comet tails and trails (Finson & Probst, 1968; Fulle, 1989; Ishiguro et al., 2007; Ishiguro, 2008). Note that tail and trail particles of masses 10^{-5} – 10^{-3} g occupy the largest end of the size distribution of cometary comae, since smaller particles are blown away by the radiation pressure after leaving the comet nuclei. In-situ measurements of dust in the coma of comet 1P/Halley showed that a typical coma dust particle has a mass of 10^{-10} – 10^{-9} g (Kolokolova et al., 2007). Because large dust particles in tails and trails are most likely a minor component on the cometary surface, we cannot derive the β values of typical dust particles on surfaces of comets from tail and trail observations. Therefore, the determination of the β value from observations of comet co-

mae is preferable. Hayward et al. (2000) attempted to derive the β value from barred structures formed in a coma of comet Hale-Bopp(C/1995 O1) and found $\beta < 1$. Owing to the fact that a continuous anisotropic ejection of dust particles in a coma blurs the trajectory of the particles, it is difficult to tightly constrain the β value.

The advent of a promising occasion for a tight constraint on the β value was the Deep Impact (DI) mission, which successfully collided a 366 kg impactor with Comet 9P/Tempel 1 (A'Hearn, 2007). The resulting ejecta plume was observed by space telescopes and by telescopes on the Earth, which emerged after the DI collision, expanded in about a day, and then vanished in several days. The plume produced by such a single collision contained typical dust on the cometary surface and the dissipation of the plume reflected the blow-away of the dust due to the radiation pressure. The β ratio is estimated to be 0.08–1.9 based on data analyses of a temporal evolution on the brightness peak position of the plume at the direction to the sun or the shape of the plume at a certain time (Meech et al., 2005; Milani et al., 2007; Walker et al., 2007; Boehnhardt et al., 2007). These estimates of β unfortunately include large uncertainties, because the analyses were based on limited observational data.

In this paper, we succeed for the first time in obtaining a tight constraint on the β value of typical dust particles on the surface of the comet, by taking into account both the temporal evolution in the distance to the plume leading edge at the solar direction and the plume shape at the time when the shape is significantly modified by the radiation pressure. We then use the obtained β

values to discuss the physical properties of dust particles, which were originally on the surface of the nucleus and produced by the DI impact. The successful determination of the β ratio enables us to estimate the mass and size of the dust particles based on the observational and theoretical considerations and the temperature of cometary ices, which has been kept low due to the existence of a dust mantle on the nucleus. We will show that the thermal conductivity and porosity of the dust mantle could also be deduced from our estimate of the β value.

2. Model

Dust particles were ejected from the nucleus of comet Tempel 1 by the DI event. These ejecta made an ejecta plume. According to an impact cratering theory, higher velocity ejecta come from a shallower layer of the target surface and ejecta from the deeper region have lower velocities (e.g., Croft, 1980). The ejecta in the leading edge of the plume are thus composed of dust particles on the surface of the comet nucleus, while the ejecta from the deeper region are mainly in the inner plume. Therefore, we could obtain the information of dust particles on the surface of cometary nucleus from the leading edge of the plume.

The motion of the ejecta is mainly governed by radiation pressure from the sun. The observation from Earth showed that the ejecta plume expanded isotropically around the impact direction within several hours from the DI event (Feldman et al., 2007). We assume that particles ejected from the surface just after the DI collision have a velocity projected to the plane perpendicular to the line of sight, v_0 . It should be noted that v_0 is lower than the real ejecta velocity by a factor 1.5–2 (Ipatov & A’Hearn, 2011). We treat their orbits on the plane. We set the x -axis in the direction to the sun on the plane and the y -axis perpendicular to the x -axis. The position (x, y) of an ejecta at time t after the collision of DI impactor is given by

$$x = tv_0 \cos \gamma - t^2 \beta GM_\odot \sin \alpha / 2D^2, \quad (1)$$

$$y = tv_0 \sin \gamma, \quad (2)$$

where $D \approx 1.5$ AU is the distance of Comet 9P/Tempel 1 from the sun at the DI event, $\alpha \approx 48^\circ$ is the angle between the line of sight and the incident radiation from the sun, G is the gravitational constant, and γ is the angle between the direction of the projected velocity and the x axis. The β ratio is given by (e.g., Burns et al., 1979)

$$\beta = \frac{C_{\text{pr}} L_\odot}{4\pi c G M_\odot m}, \quad (3)$$

where C_{pr} is the radiation pressure cross section of the ejecta, m is its mass, L_\odot is the solar luminosity, M_\odot is the solar mass, and c is the speed of light.

Although the ejecta caused by the DI have various values of β and v_0 , not all of them are observable. Jorda et al. (2007) investigated the ejecta plume profile adopting distributions of β and v_0 and found that the total cross section of dust particles was almost determined by single values for v_0 and β . We therefore assume dust particles have a single value of β and eject with a velocity v_0 . In Fig. 1, the dashed line given by Equations (1) and (2) with certain β and v_0 is hereafter called the leading edge of the plume at a certain time after the DI collision, where we assume the ejection is isotropic. The plume profile is determined by the β and v_0 values. Since the radiation pressure modifies the plume shape, the distance of the plume leading edge from Tempel 1 depends on the angle $\theta = \arctan(y/x)$; the distance at around $\theta \approx 0$ is shorter than that at a large $|\theta|$. The spatial

distribution thus allows us to constrain β and v_0 . Nevertheless, since the observed plume shape includes errors, β and v_0 could not be determined solely from the profile at a certain time. The time evolution of the leading distance at $\theta = 0^\circ$ could give a further constraint to fix these values.

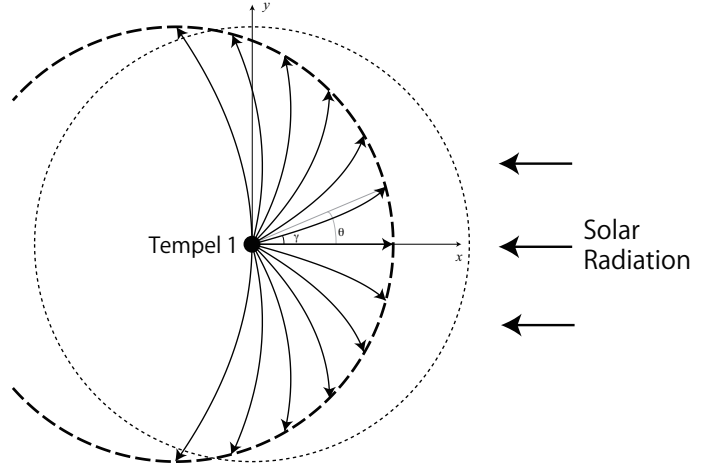


Fig. 1. Schematic for the ejecta plume leading edge profile. The profile is modified by solar radiation (dashed lines). For reference, the profile without the radiation is represented by the circle with dotted lines.

3. Results

At first, we focus on the spatial distribution of ejecta plume. Hubble Space Telescope observations within several hours after the DI collision showed that the plume of ejecta are almost isotropic for the front side of the impact within $\theta = -145^\circ$ – 35° (Feldman et al., 2007); we therefore assume an isotropic distribution of γ . The shape of the plume was then significantly modified after $t \approx 1$ day (e.g., Tozzi et al., 2007; Walker et al., 2007). Walker et al. (2007) presented the distance of the plume front from the nucleus at $t = 25$ hours after the impact. In Fig. 2, we compare the model calculations (solid and dashed curves) given by Equations (1) and (2) with the observational data (dots) by Walker et al. (2007). Large β leads to the substantial variation of the distance at the solar direction, while the variation of v_0 produces the difference of the distance independent of θ . We have found several possible combinations of β and v_0 to explain the data: e.g., $v_0 = 210$ m s $^{-1}$ and $\beta = 0.4$ or $\beta = 0.65$ and $v_0 = 215$ m s $^{-1}$ as shown in Fig. 2. However, there are still uncertainties of the values of v_0 and β determined only from the spatial distribution. Therefore, we try to give a further constraint on β and v_0 , by taking into account the time variation of the plume.

Fig. 3 shows the temporal evolution of the distance to the leading edge to the observed ejecta plume at $\theta = 0^\circ$ (symbols) in comparison with the model (solid curve). The relation between the distance and time is linear due to a constant velocity until about one day, but the ejecta were then significantly decelerated by the radiation pressure. The evolution predicted by Equation (1) with $\beta = 0.4$ and $v_0 = 210$ m s $^{-1}$ is in good agreement with the distance evolution obtained from the observations. The time at the peak distance, t_{peak} , is determined by $dx/dt = 0$, given by

$$t_{\text{peak}} = \frac{v_0 D^2}{\beta G M_\odot \sin \alpha},$$

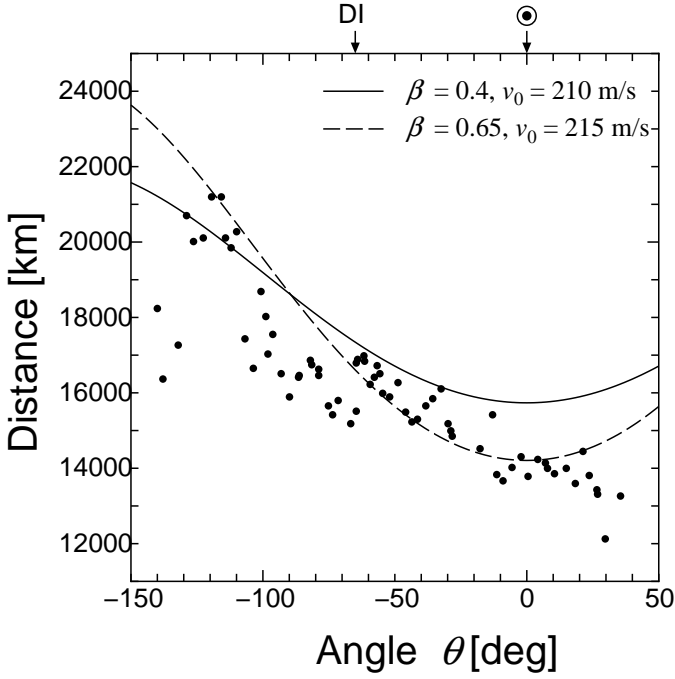


Fig. 2. Distance of the ejecta plume leading edge from Tempel 1 as a function of angle to solar direction on the view plane, $\theta = \arctan(y/x)$. Dots represent observational data at 25 hours after the Deep Impact collision by Walker et al. (2007) (the brightness contour with 2ADU). Equations (1) and (2) gives the ejecta plume front taking $\beta = 0.4$ and $v_0 = 210 \text{ m s}^{-1}$ (solid curve) and $\beta = 0.6$ and $v_0 = 215 \text{ m s}^{-1}$ (dashed curve). The direction of initial plume emergence is indicated by DI and that of the sun is by \odot .

$$\approx 3 \left(\frac{0.4}{\beta} \right) \left(\frac{v_0}{210 \text{ m s}^{-1}} \right) \text{ days.} \quad (4)$$

The distance decreases by the radiation pressure at $t > t_{\text{peak}}$ and the ejecta plume is blown away completely at $t \gtrsim 2t_{\text{peak}}$. If we choose $\beta = 0.65$ and $v_0 = 215 \text{ m s}^{-1}$, $t_{\text{peak}} \approx 2$ days; the leading distances after 2 days are inconsistent with the observational data. In addition, the maximum projected distance in the sun-ward direction obtained from 6 days of observations by Meech et al. (2005) was $3 \times 10^4 \text{ km}$, which is explained by ejecta with $\beta \approx 0.4$ because the peak distance is given by $v_0 t_{\text{peak}}/2 \approx 2.8 \times 10^4 (\beta/0.4)^{-1} (v_0/210 \text{ m s}^{-1})^2 \text{ km}$. Therefore, taking into account the time variation and the spatial distribution, $\beta \approx 0.4$ and $v_0 \approx 210 \text{ m s}^{-1}$ are the likely solutions.

4. Discussion

Several authors derived the β values within 0.08–1.9 from the shape of the ejecta plume at a certain time or the temporal evolution of brightness peak position (Meech et al., 2005; Milani et al., 2007; Walker et al., 2007; Boehnhardt et al., 2007; Richardson et al., 2007; Kelley et al., 2009). Schleicher et al. (2006) estimated the lower limit of β through a sophisticated simulation using a Monte Carlo jet model. On the other hand, we have applied a simple model described by Equations (1) and (2), whose transparent dependences of β and v_0 easily give a constraint on them, and have analysed both the leading distance evolution of the plume at the direction to the sun and the shape of the plume at 25 hours after the DI event.

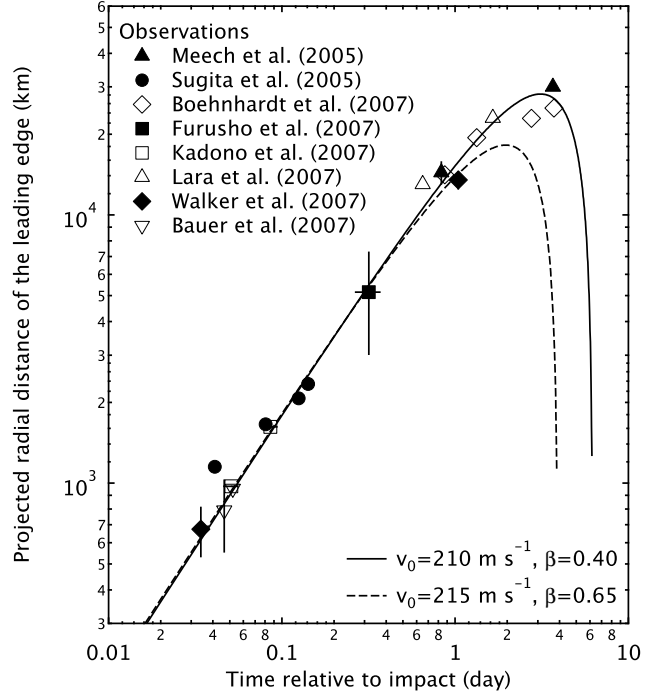


Fig. 3. Time evolution of the leading edge distance from observations (Meech et al., 2005; Sugita et al., 2005; Boehnhardt et al., 2007; Furusho et al., 2007; Kadono et al., 2007; Lara et al., 2007; Walker et al., 2007; Bauer et al., 2007). The solid curve is given by Equation (1) with $\beta = 0.4$ and $v_0 = 210 \text{ m s}^{-1}$. The dashed curve is with $\beta = 0.65$ and $v_0 = 215 \text{ m s}^{-1}$.

We have found that dust mainly determining the shape of the ejecta plume has $\beta \approx 0.4$. Equation (3) gives $C_{\text{pr}}/m \approx 5200 \text{ cm}^2 \text{ g}^{-1}$ for $\beta = 0.4$. The value corresponds to $0.6 \mu\text{m}$ in radius for spherical particles having internal density 2.5 g cm^{-3} with C_{pr} given by geometrical cross section (Burns et al., 1979). However, dust particles mainly composing the ejecta plume are likely compact dust aggregates, which account for the observational data about a silicate-feature strength and a color temperature (Yamamoto et al., 2008). According to Yamamoto et al. (2008), compact aggregates are assumed to have fractal dimension $D = 2.5$. We apply the description of fractal aggregates given in Mukai et al. (1992), using monomers of an aggregate with radius $0.1 \mu\text{m}$ and interior density 2.5 g cm^{-3} . We approximate $C_{\text{pr}} \approx A \approx \pi r_c^2$, where A is the projected area of an aggregate and $r_c = r_g \sqrt{5/3}$ with r_g being the gyration radius of an aggregate. Dust aggregates with $\beta = 0.4$ approximately have $r_c \approx 40 \mu\text{m}$ ($m \sim 10^{-8} \text{ g}$). On the other hand, based on in-situ measurements of 1P/Halley, compact dust aggregates with $r_c \approx 10 \mu\text{m}$ ($m \sim 10^{-10} \text{--} 10^{-9} \text{ g}$) contribute most to the cross-section area on the surface of comet Halley (McDonnell et al., 1987; Kolokolova et al., 2007). Both DI ejecta from the surface of Tempel 1 and typical dust aggregates of comet Halley have size of the order of $10 \mu\text{m}$, which may be determined by the temperature history of icy core of the nuclei. Therefore, we conclude that the surface layers of short-period comets are mainly composed of such large aggregates.

A dust particle with the projected area A and mass m on the comet nucleus with mass M and radius R is blown away due to volatile sublimation if $AP_v \lesssim GMm/R^2$, where P_v is the vapor pressure (Priyalnik et al., 2004). Since $A/m \approx 4\pi c GM_\odot \beta / L_\odot$ from

Equation (3) with $C_{pr} \approx A$, the condition to be blown out for particles with β is rewritten as $P_v \geq ML_{\odot}/4\pi cR^2M_{\odot}\beta$. Since water ice is the main volatile material, P_v is determined by water ice sublimation. As shown above, particles ejected by the DI event mainly have $\beta \approx 0.4$, which survive against ice sublimation on the nucleus surface. From the fact, we can estimate an upper limit on the value of vapor pressure, which indicates that the temperature of ice in the comet nucleus should have been kept lower than about 145 K. The ice temperature estimated above is lower than that on the nucleus surface which is calculated from the equilibrium between solar irradiation and its thermal emission. Such a low temperature of ice therefore implies that the nucleus is covered with a dust layer that has a low thermal conductivity.

Finally we here derive the thermal conductivity of the dust layer. The thickness of the dust layer, L_d , is much smaller than the radius of the nucleus. The heat flux in the dust layer is given by $k_d(T_s - T_i)/L_d$, where k_d is the thermal conductivity of the dust layer, T_s is the temperature at the nucleus surface, and T_i is the temperature at the boundary between the dust mantle and the ice core. The surface temperature obtained from the fitting of a nucleus spectrum varies from 272 ± 7 K to 336 ± 7 K (Groussin et al., 2007). The excavation depth due to the DI impact indicates $L_d \sim 100$ – 200 cm (Yamamoto et al., 2008). The conductive flux received on the surface of the ice core should equal the ice sublimation energy on the ice core surface; the equilibrium with $T_i = 145$ K results in $k_d \approx 1.1((T_s - T_i)/190 \text{ K})^{-1}(L_d/200 \text{ cm}) \text{ erg cm}^{-1} \text{ K}^{-1} \text{ s}^{-1}$. Dust particles in the dust mantle of Tempel 1 that we have obtained from β have a porosity of 0.99 (or a filling factor ϕ of 0.01). The mean free path of photons in an aggregate is small enough that the radiative conductivity is negligible in the interest temperature range. From laboratory experiments, the thermal conductivity was derived to be 10^2 – $10^3 \text{ erg cm}^{-1} \text{ K}^{-1} \text{ s}^{-1}$ for dust layers with $\phi = 0.1$ – 0.6 (Krause et al., 2011; Gundlach & Blum, 2012). The relation $k_d \propto \phi^p$ derived from theoretical analysis can explain experiments for aerogels using power-law index $p \approx 1.5$ (Fricke et al., 1992; Hrubesh & Pekala, 1994; Lu et al., 1995). The thermal conduction for dust layers measured by Krause et al. (2011) is also well described by a power-law formula with $p = 1.5$ (although $p \approx 1.8$ is better). From the fitting formula, we estimate the thermal conductivity to be 1 – $10 \text{ erg cm}^{-1} \text{ K}^{-1} \text{ s}^{-1}$ for dust aggregates with $\phi = 0.01$. Dust aggregates forming the dust layer, which can explain several facts obtained from the DI event, have a high porosity and produce such a low thermal conductivity of the dust layer.

We acknowledge an anonymous reviewer who provided helpful comments to revise the original manuscript. We thank Kazunari Iwasaki, Satoshi Okuzumi, and Jürgen Blum for valuable discussions. This research is supported by the grants from CPS, JSPS (21340040), and MEXT (23103005).

References

- A’Hearn, M. F. 2007, *Icarus*, 187, 1
 Burns, J. A., Lamy, P. L., & Soter, S. 1979, *Icarus*, 40, 1
 Bauer, J. M., Weissman, P. R., Choi, Y.-J., et al. 2007, *Icarus*, 187, 296
 Boehnhardt, H., Pompei, E., Tozzi, G. P., et al. 2007, *A&A*, 470, 1175
 Croft, S. K. 1980, *Lunar and Planetary Science Conference Proceedings*, 11, 2347
 Feldman, P. D., McCandliss, S. R., Route, M., et al. 2007, *Icarus*, 187, 113
 Finson, M. L., Probst, R. F. 1968, *ApJ*, 154, 327
 Fricke, J., Lu, X., Wang, P., Büttner, D., & Heinemann, U. 1992, *int. J. Heat Mass Transfer*, 35, 2305.
 Fulle, M. 1989, *A&A*, 217, 283
 Furusho, R., Ikeda, Y., Kinoshita, D., et al. 2007, *Icarus*, 190, 454
 Gundlach, B., & Blum, J. 2012, *Icarus*, 219, 618
 Groussin, O., A’Hearn, M. F., Li, J.-Y., et al. 2007, *Icarus*, 187, 16
 Hayward, T. L., Hanner, M. S., & Sekanina, Z. 2000, *ApJ*, 538, 428
 Hrubesh, L. W., & Pekala, R. W. 1994, *Journal of Materials Research*, 9, 731
 Ipatov, S. I., & A’Hearn, M. F. 2011, *MNRAS*, 414, 76
 Ishiguro, M. 2008, *Icarus*, 193, 96
 Ishiguro, M., Sarugaku, Y., Ueno, M., et al. 2007, *Icarus*, 189, 169
 Jorda, L., Lamy, P., Faury, G., et al. 2007, *Icarus*, 187, 208
 Kadono, T., Sugita, S., Sako, S., et al. 2007, *ApJ*, 661, L89
 Kelley, M. S., Reach, W. T., Woodward, C. E. 2009, *Deep Impact as a World Observatory Event: Synergies in Space, Time, and Wavelength*, 125
 Kimura, H., Okamoto, H., & Mukai, T. 2002, *Icarus*, 157, 349
 Kolokolova, L., Kimura, H., Kiselev, N., & Rosenbush, V. 2007, *A&A*, 463, 1189
 Krause, M., Blum, J., Skorov, Y. V., & Tieloff, M. 2011, *Icarus*, 214, 286
 Lara, L. M., Boehnhardt, H., Gredel, R., et al. 2007, *A&A*, 465, 1061
 Lu, X., Caps, R., Fricke, J., Atvisio C. T., & Pekala, R. W. 1995, *Journal of Non-Crystalline Solids* 188, 226
 McDonnell, J. A. M., Evans, G. C., Evans, S. T., et al. 1987, *A&A*, 187, 719
 Meech, K. J., Ageorges, N., A’Hearn, M. F., et al. 2005, *Science*, 310, 265
 Milani, G. A., Szabó, G. M., Sostero, G., et al. 2007, *Icarus*, 187, 276
 Mukai, T., Ishimoto, H., Kozasa, T., Blum, J., & Greenberg, J. M. 1992, *A&A*, 262, 315
 Prialnik, D., Benkhoff, J., & Podolak, M. 2004, *Comets II*, 359
 Richardson, J. E., Melosh, H. J., Lisse, C. M., Carcich, B. 2007, *Icarus* 190, 357
 Schleicher, D. G., Barnes, K. L., Baugh, N. F. 2006, 131, 1130
 Sugita, S., Ootsubo, T., Kadono, T., et al. 2005, *Science*, 310, 274
 Tozzi, G. P., Boehnhardt, H., Kolokolova, L., et al. 2007, *A&A*, 476, 979
 Walker, R. G., Weaver, W. B., Shane, W. W., & Babcock, A. 2007, *Icarus*, 187, 285
 Yamamoto, S., Kimura, H., Zubko, E., et al. 2008, *ApJ*, 673, L199