

The L_1 Top- k Nearest Neighbor Searching with Uncertain Queries

Haitao Wang¹ and Wuzhou Zhang²

¹ Department of Computer Science
Utah State University, Logan, UT 84322, USA
haitao.wang@usu.edu

² Department of Computer Science
Duke University, Durham, NC 27708, USA
wuzhou@cs.duke.edu

Abstract. In this paper, we present algorithms for the top- k nearest neighbor searching where the input points are exact and the query point is uncertain under the L_1 metric in the plane. The uncertain query point is represented by a discrete probability distribution function, and the goal is to efficiently return the top- k expected nearest neighbors, which have the smallest expected distances to the query point. Given a set of n exact points in the plane, we build an $O(n \log n \log \log n)$ -size data structure in $O(n \log n \log \log n)$ time, such that for any uncertain query point with m possible locations and any integer k with $1 \leq k \leq n$, the top- k expected nearest neighbors can be found in $O(m \log m + (k + m) \log^2 n)$ time. Even for the special case where $k = 1$, our result is better than the previously best method (in PODS 2012), which requires $O(n \log^2 n)$ preprocessing time, $O(n \log^2 n)$ space, and $O(m^2 \log^3 n)$ query time. In addition, for the one-dimensional version of this problem, our approach can build an $O(n)$ -size data structure in $O(n \log n)$ time that can support $O(\min\{k, \log m\} \cdot m + k + \log n)$ time queries.

1 Introduction

The top- k nearest neighbor searching is a fundamental and well-studied problem, due to its wide range of applications in databases, computer vision, image processing, information retrieval, pattern recognition, etc [4,10]. In general, for a set P of points in the d -D space \mathbb{R}^d , the problem asks for a data structure to quickly report the top- k nearest neighbors in P for any query point.

In many applications, e.g. face recognition and sensor networks, data is inherently imprecise due to various reasons, such as noise or multiple observations. Numerous classic problems, including clustering [12], skylines [1,23], range queries [2], and nearest neighbor searching [3,27], have been casted and studied under uncertainty in the past few years. In this paper, we consider the top- k nearest neighbor searching where the query data is uncertain. Further, we focus on the distances measured by the L_1 metric, which is appropriate for applications like VLSI design automation and urban transportation modeling (“Manhattan metric”).

1.1 Problem Statement, Previous Work, and Our Results

An *uncertain* point Q in the d -D space \mathbb{R}^d (for $d \geq 1$) is represented as a discrete probability distribution function $f_Q : Q \rightarrow [0, 1]$. Instead of having one exact location, Q has a set of m possible locations: $Q = \{q_1, \dots, q_m\}$, where q_i has probability $w_i = f_Q(q_i) \geq 0$ being the true location of Q , and $\sum_{i=1}^m w_i = 1$. Throughout the paper, we use m to denote the number of locations of any uncertain point Q ; m is also known as the *description complexity* of Q [3].

For any two exact points p and q in \mathbb{R}^d , denote by $d(p, q)$ the distance of p and q . For any exact point p and any uncertain point Q , their *expected distance*, denoted by $\text{Ed}(p, Q)$, is defined to be

$$\text{Ed}(p, Q) = \sum_{i=1}^m w_i d(p, q_i).$$

Let P be a set of n exact points in \mathbb{R}^d . For any uncertain query point Q and any integer k with $1 \leq k \leq n$, the *top- k expected nearest neighbors* (top- k ENNs) of Q in P are the k points of P whose expected distances to Q are the smallest among all points in P ; we denote by $S_k(P, Q)$ the set of the top- k ENNs (in particular, when $k = 1$, $S_1(P, Q)$ is the ENN of Q in P).

Given a set P of n exact points in \mathbb{R}^d , the problem is to design a data structure to quickly report the set $S_k(P, Q)$ for any uncertain query point Q and any integer k with $1 \leq k \leq n$. In this paper, we consider the L_1 distance metric in the plane. Specifically, for any two exact points $p = (x(p), y(p))$ and $q = (x(q), y(q))$, $d(p, q) = |x(p) - x(q)| + |y(p) - y(q)|$. We build an $O(n \log n \log \log n)$ -size data structure in $O(n \log n \log \log n)$ time that can support each query in $O(m \log m + (k + m) \log^2 n)$ time. Note that we also return the expected distance of each point in $S_k(P, Q)$ to Q (the points of $S_k(P, Q)$ are actually reported in sorted order by their expected distances to Q). Previously, only approximation and heuristic results were given for this problem [19]. For the special case where $k = 1$, Agarwal *et al.* [3] built an $O(n \log^2 n)$ -size data structure in $O(n \log^2 n)$ time that can answer each (top-1) ENN query in $O(m^2 \log^3 n)$ time. Hence, even for the special case where $k = 1$, our result is better than that in [3] in all three aspects: preprocessing time, space, and query time.

For the one-dimensional version of this problem, our approach can build an $O(n)$ -size data structure in $O(n \log n)$ time with $O(\min\{k, \log m\} \cdot m + k + \log n)$ query time, and the query time can be reduced to $O(k + m + \log n)$ time if the locations of Q are given in sorted order. Note that in the 1-D space, the L_1 metric is the same as the L_2 metric. For the L_2 metric, only approximation results have been given in \mathbb{R}^d when $d \geq 2$, e.g., [3,18].

1.2 Related Work

Different formulations have been proposed for the nearest neighbor searching when each uncertain point is represented by a probability distribution function.

In the formulation of *probabilistic nearest neighbor* (PNN), one considers the probability of each input point being the nearest neighbor of the query point. The main drawback of PNN is that it is computationally expensive: the probability of each input point being the nearest neighbor not only depends on the query point, but also depends on all the other input points. The formulation has been widely studied [5,7,8,9,16,19,24,27]. All of these methods were R-tree based heuristics and did not provide any guarantee on the query time in the worst case. For instance, Cheng *et al.* [7] studied the PNN query that returns those uncertain points whose probabilities of being the nearest neighbor are higher than some threshold, allowing some given errors in the answers.

In the formulation of *superseding nearest neighbor* (SNN) [27], one considers the *superseding* relationship of each pair of input points: one supersedes the other if and only if it has probability more than 0.5 being the nearest neighbor of the query point, where the probability computation is restricted to this pair of points. One can return the point, if such one exists, which supersedes all the others. Otherwise, one returns the minimal set S of data points such that any data point in S supersedes any data point not in S .

In the formulation of *expected nearest neighbor* (ENN), one considers the expected distance from each data point to the query point. Since the expected distance of any input point only depends on the query point, efficient data structures are available. Recently, Agarwal *et al.* [3] gave the first nontrivial methods for answering exact or approximate expected nearest neighbor queries under L_1 , L_2 , and the squared Euclidean distance, with provable performance guarantee. Efficient data structures are also provided in [3] when the input data is uncertain and the query data is exact.

When the input points are exact and the query point is uncertain, the ENN is the same as the weighted version of the *SUM aggregate nearest neighbors* (ANN), which is a generalization of the SUM ANN. Only heuristics are known for answering SUM ANN queries [17,18,20,21,22,25,26]. The best known heuristic method for exact (weighted) SUM ANN queries is based on R-tree [22], and Li *et al.* [18] gave a data structure with 3-approximation query performance for the SUM ANN. Agarwal *et al.* [3] gave a data structure with a polynomial-time approximation scheme for the ENN queries under the Euclidean distance metric, which also works for the SUM ANN queries.

In the following, in Section 2, we give our results in the 1-D space, which are generalized to the 2-D space in Section 3. One may view Section 2 as a “warm-up” for Section 3. Section 4 concludes the paper.

For simplicity of discussion, we make a general position assumption that no two points in $P \cup Q$ have the same x - or y -coordinate for any query Q ; we also assume no two points of P have the same expected distance to Q . Our techniques can be easily extended to the general case.

Throughout the paper, we use Q to denote the uncertain query point and assume $k < n$. To simplify the notation, we will write $\text{Ed}(p)$ for $\text{Ed}(p, Q)$, and $S_k(P)$ for $S_k(P, Q)$. For any subset $P' \subseteq P$, denote by $S_k(P')$ the set of the top- k ENNs of Q in P' . For any point $q \in Q$, let $w(q)$ denote the probability of Q being located at q . Let $W = \sum_{q \in Q} w(q)$. Though $W = 1$ in our definition, our method can be extended to the more general case.

2 The Top- k ENN Searching in the 1-D Space

In the 1-D, all points in P lie on a real line L . We assume L as the x -axis. For any point p on L , denote by $x(p)$ the coordinate of p on L . Consider any uncertain point $Q = \{q_1, \dots, q_m\}$ on L . For any point p on L , the expected distance from p to Q is $\text{Ed}(p) = \sum_{q \in Q} w(q)d(p, q)$, where $d(p, q) = |x(p) - x(q)|$. Given any Q and any k , our goal is to compute $S_k(P)$, i.e., the set of the top- k ENNs of Q in P .

For a fixed uncertain point Q , a point p on L is called a *global minimum point* if it minimizes the expected distance $\text{Ed}(p)$ among all points on L . Such a global minimum point on L may not be unique. The global minimum point is also known as weighted Fermat-Weber point [14], and as shown below, it is very easy to compute in our problem setting.

To find $S_k(P)$, we use the following strategy. First, we find a global minimum point q^* on L . Second, the point q^* partitions P into two subsets P_l and P_r , for which we compute $S_k(P_l)$ and $S_k(P_r)$. Finally, $S_k(P)$ is obtained by taking the first k points after merging $S_k(P_l)$ and $S_k(P_r)$.

Note that the points in Q may not be given sorted on L . Recall that $W = \sum_{q \in Q} w(q)$. Let q^* be the point in Q such that

$$\sum_{x(q) < x(q^*), q \in Q} w(q) < W/2 \quad \text{and} \quad w(q^*) + \sum_{x(q) < x(q^*), q \in Q} w(q) \geq W/2.$$

If we view $w(q)$ as the weight of $x(q)$, then q^* is the *weighted median* of the set $\{x(q) \mid q \in Q\}$ [11]. We claim that q^* is a global minimum point on L . To prove the claim, we first present Lemma 1. In

this paper “monotonically increasing” means “monotonically non-decreasing”, and “monotonically decreasing” means “monotonically non-increasing”.

Lemma 1. *For any point p on L and $p \neq q^*$, if we move p on L towards q^* , the expected distance $\text{Ed}(p)$ is monotonically decreasing.*

Proof: Without loss of generality, assume p is on the left side of q^* and we move p on L to the right towards q^* . The case where p is on the right side of q^* can be analyzed similarly. At any moment during the movement of p , let $Q_L = \{q \in Q \mid x(q) \leq x(p)\}$ and $Q_R = Q \setminus Q_L$. According to the definition of $\text{Ed}(p)$, we have

$$\begin{aligned} \text{Ed}(p) &= \sum_{q \in Q} |x(p) - x(q)| = \sum_{q \in Q_L} w(q) \cdot [x(p) - x(q)] + \sum_{q \in Q_R} w(q) \cdot [x(q) - x(p)] \\ &= \left[\sum_{q \in Q_L} w(q) - \sum_{q \in Q_R} w(q) \right] \cdot x(p) - \sum_{q \in Q_L} w(q) \cdot x(q) + \sum_{q \in Q_R} w(q) \cdot x(q). \end{aligned} \quad (1)$$

Because p is to the left of q^* , according to the definition of q^* , $\sum_{q \in Q_L} w(q) \leq W/2 \leq \sum_{q \in Q_R} w(q)$ holds. Further, as p moves to the right towards q^* , the value $x(p)$ is monotonically increasing. Hence, as p moves, the first term in the above equation, i.e., $[\sum_{q \in Q_L} w(q) - \sum_{q \in Q_R} w(q)] \cdot x(p)$, is monotonically decreasing.

As p moves to the right, the set Q_L becomes monotonically larger (i.e., Q_L will have more points) and Q_R becomes monotonically smaller. Hence, the value $\sum_{q \in Q_L} w(q) \cdot x(q)$ is monotonically increasing and the value $\sum_{q \in Q_R} w(q) \cdot x(q)$ is monotonically decreasing.

The above discussion leads to the conclusion that as we move p to the right towards q^* , $\text{Ed}(p)$ is monotonically decreasing. The lemma thus follows. \square

Lemma 1 implies that $\text{Ed}(p)$ is convex and it attains a global minimum at $p = q^*$. Hence, the point q^* is a global minimum point on L .

Next, we find the set $S_k(P)$ with the help of q^* and Lemma 1. Let $P_l = \{p \in P \mid x(p) \leq x(q^*)\}$ and $P_r = P \setminus P_l$. We find the set $S_k(P_r)$ of top- k ENNs of Q in P_r by scanning the sorted list of P_r from left to right and reporting the first k scanned points. $S_k(P_l)$ can be obtained similarly. Among the found $2k$ points, we report the set of k points with the smallest expected distances to Q as $S_k(P)$. We deduce the following theorem.

Theorem 1. *Given a set P of n exact points on the real line L , with $O(n \log n)$ preprocessing time and $O(n)$ space, the top- k ENN set $S_k(P)$ can be found in $O(\min\{k, \log m\} \cdot m + k + \log n)$ time for any uncertain query point Q and any $k < n$; if the points of Q are given sorted on L , then the query time is $O(k + m + \log n)$ (particularly, if $k = 1$, the query time is $O(m + \log n)$).*

Proof: The only preprocessing is to sort the points in P from left to right, which takes $O(n \log n)$ time and $O(n)$ space.

Given any query Q and any k , we first compute the point q^* , in $O(m)$ time by the weighted selection algorithm [11]. The sorted lists of P_l and P_r can be obtained implicitly in $O(\log n)$ time by determining the two neighboring points of q^* in the sorted list P . If $k = 1$, it is sufficient to consider the two neighboring points of q^* in P : we compute, in $O(m)$ time, their expected distances to Q , and return the point with smaller expected distance. Hence, the total time for finding ENN is $O(m + \log n)$. Below, we compute $S_k(P)$ for general k .

For simplicity of discussion, we assume $|P_l| \geq k$ and $|P_r| \geq k$. We first compute the set $S_k(P_r)$ of top- k ENNs of Q in P_r by scanning the sorted list of P_r from left to right and report the first k points. $S_k(P_l)$ can be obtained similarly. Among the found $2k$ points in $S_k(P_l) \cup S_k(P_r)$, we report the set of k points with the smallest expected distances to Q as $S_k(P)$. Let $\Psi_l = \{\text{Ed}(p) \mid p \in S_k(P_l)\}$ denote the set of k expected distance values $\text{Ed}(p)$ of all points p in $S_k(P_l)$. Similarly, we define Ψ_r . Set $\Psi = \Psi_l \cup \Psi_r$. If we know Ψ , the final step can be done easily in $O(k)$ time. Ψ can be computed in $O(mk)$ time in a straightforward way, leading to $O(mk + \log n)$ overall query time. In the following, we show that Ψ can be computed in $O(m \log m + k)$ time, which leads to $O(m \log m + k + \log n)$ overall query time, and further, if Q is given sorted, Ψ can be computed in $O(m + k)$ time.

The m points in Q partition L into $m + 1$ intervals and an easy observation is that the expected distance $\text{Ed}(p)$ changes linearly as p changes in each interval. Specifically, consider computing $\text{Ed}(p)$ for any given point p : if we know the four values $\sum_{q \in Q_L} w(q)$, $\sum_{q \in Q_R} w(q)$, $\sum_{q \in Q_L} w(q)x(q)$, and $\sum_{q \in Q_R} w(q)x(q)$ in Eq. (1) in the proof of Lemma 1, then $\text{Ed}(p)$ can be computed in constant time. In order to utilize this, we preprocess Q as follows.

We sort the points of Q from left to right and assume the sorted list is q_1, q_2, \dots, q_m . For each $1 \leq j \leq m$, we compute the four values $\sum_{i=1}^j w(q_i)$, $\sum_{i=1}^j w(q_i)x(q_i)$, $\sum_{i=j}^m w(q_i)$, and $\sum_{i=j}^m w(q_i)x(q_i)$. Note that all these $4m$ values can be computed in $O(m)$ time (after Q is sorted). Then, given any point p , if we know the index i such that $x(q_i) \leq x(p) < x(q_{i+1})$, then $\text{Ed}(p)$ can be computed in constant time.

Now, we compute Ψ . Let $Q_l = \{q \in Q \mid x(q) \leq x(q^*)\}$ and $Q_r = Q \setminus Q_l$. After having q^* , Q_l and Q_r can be obtained implicitly in $O(\log m)$ time by binary search on the sorted list of Q . Recall that we scan the points in P_r from left to right to find $S_k(P_r)$. If we scan both P_r and Q_r simultaneously, then at the moment of scanning any point, say p , we already know the index i such that $x(q_i) \leq x(p) < x(q_{i+1})$ and thus $\text{Ed}(p)$ can be computed in constant time. Hence, Ψ_r can be computed in $O(m + k)$ time, so can Ψ_l . In this way, the total time for computing Ψ is $O(k + m \log m)$. Note that if Q is given sorted on L , the query time becomes $O(k + m)$.

The theorem thus follows. \square

3 The L_1 Top- k ENN Searching in the Plane

In this section, we present our results in the two-dimensional space, where the input point set P and the query point Q are given in the plane.

We generalize the techniques in Section 2. For any query Q , we first find a global minimum q^* in the plane. Then, for each quadrant R of the four quadrants with respect to q^* (i.e., the four quadrants partitioned by the vertical line and the horizontal line through q^*), we find the top- k ENNs of Q in $P \cap R$ (i.e., $S_k(P \cap R)$) and compute the expected distance values $\text{Ed}(p)$ for all $p \in S_k(P \cap R)$; among the found $4k$ points, we report the set of k points with smallest expected distances to Q as $S_k(P)$. Note that we view each quadrant as a closed region including its two bounding half-lines (with the common endpoint q^*).

We describe our algorithm for the first quadrant, and the other three quadrants can be treated in a similar manner. Let $P^1 \subseteq P$ be the set of points lying in the first quadrant, i.e., $P^1 = \{p \in P \mid x(p) \geq x(q^*), y(p) \geq y(q^*)\}$. Our goal is to find $S_k(P^1)$, the set of top- k ENNs of Q in P^1 . Let z_i denote the i -th ENN of Q in P^1 . Our algorithm computes $S_k(P^1)$ in the order of z_1, z_2, \dots, z_k .

The problem here is more difficult than that in the 1-D case. For example, in the 1-D case, for all $i \leq k$, the i -th ENN in P_l or P_r can be easily found by scanning a sorted list. Here, in

contrast, by proving a monotone property as Lemma 1, we show that the i -th ENN z_i in P^1 must be on a “skyline” and we need to somehow search the “skyline”. After z_i is found, we determine a new skyline without considering z_1, \dots, z_i , and then find z_{i+1} by searching the new skyline. This procedure continues until z_k is obtained. Advanced data structures (e.g., compact interval trees [15] and segment-dragging query data structure [6]) are also used for efficient implementations.

Consider any uncertain query point $Q = \{q_1, q_2, \dots, q_m\}$ and any k . For any point p in the plane, denote by $x(p)$ the x -coordinate of p and by $y(p)$ the y -coordinate of p . The expected distance of p to Q is $\text{Ed}(p) = \sum_{q \in Q} w(q) d(p, q)$, where $d(p, q) = |x(p) - x(q)| + |y(p) - y(q)|$. Our goal is to find the top- k ENN set $S_k(P)$.

3.1 The Global Minimum Point and the Monotone Property

A point p in the plane is called a *global minimum point* if it minimizes the expected distance $\text{Ed}(p)$ among all points in the plane. Below, we first find a global minimum point and prove a monotone property. Recall that $W = \sum_{q \in Q} w(q)$. Let $q_x^* \in Q$ be the point such that

$$\sum_{x(q) < x(q_x^*), q \in Q} w(q) < W/2 \quad \text{and} \quad w(q_x^*) + \sum_{x(q) < x(q_x^*), q \in Q} w(q) \geq W/2.$$

If we view $w(q)$ as the weight of $x(q)$ for each $q \in Q$, then $x(q_x^*)$ is the weighted median of the set $\{x(q) \mid q \in Q\}$ [11]. Similarly, let q_y^* be the point in Q such that

$$\sum_{y(q) < y(q_y^*), q \in Q} w(q) < W/2 \quad \text{and} \quad w(q_y^*) + \sum_{y(q) < y(q_y^*), q \in Q} w(q) \geq W/2.$$

We claim that $q^* = (x(q_x^*), y(q_y^*))$ is a global minimum point. To prove the claim, we first present Lemma 2, which generalizes Lemma 1. A path in the plane is *monotone* if we move from one endpoint of it to the other, the x -coordinate (resp. y -coordinate) is monotonically changing (either increasing or decreasing).

Lemma 2. *For any point p in the plane with $p \neq q^*$, if we move p towards q^* along a monotone path, the expected distance $\text{Ed}(p)$ is monotonically decreasing.*

Proof: According to the definition of $\text{Ed}(p)$, we have

$$\begin{aligned} \text{Ed}(p) &= \sum_{q \in Q} w(q) \cdot d(p, q) = \sum_{q \in Q} w(q) \cdot (|x(p) - x(q)| + |y(p) - y(q)|) \\ &= \sum_{q \in Q} w(q) \cdot |x(p) - x(q)| + \sum_{q \in Q} w(q) \cdot |y(p) - y(q)|. \\ &= \text{Ed}_x(x(p)) + \text{Ed}_y(y(p)), \end{aligned}$$

where

$$\text{Ed}_x(x(p)) = \sum_{q \in Q} w(q) \cdot |x(p) - x(q)| \quad \text{and} \quad \text{Ed}_y(y(p)) = \sum_{q \in Q} w(q) \cdot |y(p) - y(q)|.$$

If we move p towards q^* along a monotone path, on the x -projection, we are moving $x(p)$ towards $x(q^*)$. By Lemma 1, $\text{Ed}_x(x(p))$ is monotonically decreasing, so is $\text{Ed}_y(y(p))$. The lemma thus follows. \square

Lemma 2 implies that $\text{Ed}(p)$ is convex and it attains a global minimum at $p = q^*$. Hence, the point q^* is a global minimum point in the plane. Next, based on the point q^* and Lemma 2, we introduce the minimal points and the skyline, and present some observations.

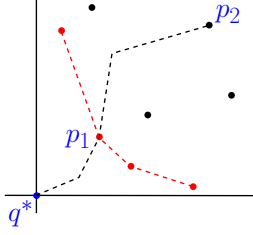


Fig. 1. The four (red) points connected by the dashed lines are minimal points, and the dashed line connecting them is a skyline. p_1 dominates p_2 and the dotted curve connecting q^* and p_2 is a monotone path.

3.2 The Minimal Points and the Skyline

We first show how to find z_1 (i.e., the ENN of Q in P^1). For any two different points p_1 and p_2 in P^1 , we say that p_1 *dominates* p_2 if and only if $x(p_1) \leq x(p_2)$ and $y(p_1) \leq y(p_2)$. A point p in P^1 is called a *minimal point* if no point in P^1 dominates p . If $p_1 \in P^1$ dominates $p_2 \in P^1$, then there exists a monotone path π connecting p_2 and q^* such that $p_1 \in \pi$ (see Fig. 1). By Lemma 2, $\text{Ed}(p_1) \leq \text{Ed}(p_2)$. Therefore, to compute z_1 , we only need to consider the set of minimal points in P^1 , denoted by M . Our discussion above leads to the following lemma.

Lemma 3. $z_1 = \underset{p \in M}{\operatorname{argmin}} \text{Ed}(p)$.

One tempting approach is to first find the set M and then find z_1 . Unfortunately, here M may have $\Theta(n)$ points and we cannot afford to check every point of M . Below, we give a better approach.

For each $q \in Q$, we induce a horizontal line and a vertical line through q , respectively; let \mathcal{A} be the arrangement of the resulting $2m$ lines. Each cell of \mathcal{A} is a (possibly unbounded) rectangle. Each point in Q is a vertex of \mathcal{A} . Note that our algorithm does not explicitly compute \mathcal{A} .

We will show below that $\text{Ed}(p)$ is a linear function of $x(p)$ and $y(p)$ inside any cell C of \mathcal{A} , implying that the ENN of Q in $P \cap C$ is on the convex hull of $P \cap C$, as discussed in [3].

For any cell C , suppose $C = [x_l, x_r] \times [y_b, y_t]$. Set $Q_L = \{q \in Q \mid x(q) \leq x_l\}$, $Q_R = \{q \in Q \mid x(q) \geq x_r\}$, $Q_B = \{q \in Q \mid y(q) \leq y_b\}$ and $Q_T = \{q \in Q \mid y(q) \geq y_t\}$. According to the construction of \mathcal{A} , no point of Q lies strictly inside C . Hence $Q \cap C = Q_L \cup Q_R = Q_B \cup Q_T$.

We have the following lemma.

Lemma 4. For any point p in the cell C , $\text{Ed}(p) = C_a \cdot x(p) + C_b \cdot y(p) + C_c$, where

$$C_a = \sum_{q \in Q_L} w(q) - \sum_{q \in Q_R} w(q), \quad C_b = \sum_{q \in Q_B} w(q) - \sum_{q \in Q_T} w(q),$$

$$C_c = \sum_{q \in Q_R} w(q)x(q) - \sum_{q \in Q_L} w(q)x(q) + \sum_{q \in Q_T} w(q)y(q) - \sum_{q \in Q_B} w(q)y(q).$$

Further, with $O(m \log m)$ time preprocessing on Q , given any cell C of \mathcal{A} , we can compute C_a , C_b , and C_c in $O(\log m)$ time.

Proof: The first part (i.e., computing the values of C_a , C_b , and C_c) has been discussed in [3] and it can also be easily verified by our analysis in Lemma 2. Hence, we omit the proof for it.

For the second part, given any cell C , our goal is to compute the three values C_a , C_b , and C_c . Generally speaking, if, as preprocessing, we compute the prefix sums of the values $w(q)$ and

$w(q)x(q)$ in the sorted list of the points of Q by their x -coordinates, and compute the prefix sum of $w(q)y(q)$ in the sorted list of the points of Q by their y -coordinates, then C_a , C_b , and C_c can be computed in $O(\log m)$ time. The details are given below.

To compute C_a , we need to know the value $\sum_{q \in Q_L} w(q)$ and the value $\sum_{q \in Q_R} w(q)$. Note that $\sum_{q \in Q_R} w(q) = W - \sum_{q \in Q_L} w(q)$. We can do the following preprocessing. We sort all points in Q by their x -coordinates. Suppose the sorted list is q_1, q_2, \dots, q_m from left to right. For each $1 \leq j \leq m$, we compute the value $W_1(q_j) = \sum_{i=1}^j w(q_i)$. For any given cell C , let x_l be the x -coordinate of the vertical line containing the left side of C . By binary search on the sorted list q_1, q_2, \dots, q_m , in $O(\log m)$ time, we can find the rightmost point q' in Q such that $x(q') \leq x_l$. It is easy to see that $\sum_{q \in Q_L} w(q) = W_1(q')$. Note that the above preprocessing takes $O(m \log m)$ time, and C_a can be computed in $O(\log m)$ time.

In similar ways, we can compute C_b and C_c in $O(\log m)$ time, with $O(m \log m)$ preprocessing time. Hence, the second part of the lemma follows. \square

As discussed in [3], Lemma 4 implies that $S_1(P \cap C)$ (i.e., the ENN of Q in $P \cap C$) is on the convex hull of $P \cap C$. More specifically, $S_1(P \cap C)$ is an extreme point of $P \cap C$ along a certain direction that is determined by C_a and C_b , and thus we can do binary search on the convex hull to find it.

To compute z_1 , the algorithm in [3] checks every cell C of \mathcal{A} in the first quadrant, and it finds $S_1(P \cap C)$ by doing binary search on the convex hull of the points in $P \cap C$. The number of cells checked in [3] is $O(m^2)$. In contrast, based on Lemma 3, we show below that we only need to check $O(m)$ cells. Although the number of minimal points in M can be $\Theta(n)$, we show that the number of cells of \mathcal{A} that contain these minimal points is $O(m)$, and further, we can find these cells efficiently.

If we order the points in M by their x -coordinates and connect every pair of adjacent points by a line segment, then we can obtain a path π_1 , which we call a *skyline* (see Fig. 1). The points of M are also considered as the *vertices* of π_1 . If we move on π_1 from its left endpoint to its right endpoint, then the x -coordinate is monotonically increasing and the y -coordinate is monotonically decreasing. Hence, π_1 is a monotone path.

Denote by \mathcal{C}_1 the set of cells of \mathcal{A} that contain the minimal points in M .

Lemma 5. $|\mathcal{C}_1| = O(m)$.

Proof: Due to our general position assumption that no two points in $P \cup Q$ have the same x -coordinate or y -coordinate. Each edge of π_1 is neither horizontal nor vertical. Because π_1 is a monotone path, each line of \mathcal{A} can intersect π_1 at most once. Hence, the number of intersections between π_1 and \mathcal{A} is $O(m)$, which implies that the number of cells that intersect π_1 is $O(m)$. Since all points in M are on π_1 , the lemma follows. \square

Due to Lemma 3, the following lemma is obvious.

Lemma 6. *The point z_1 is in one of the cells of \mathcal{C}_1 .*

3.3 Computing the Set \mathcal{C}_1

Next, we show how to compute \mathcal{C}_1 . A straightforward way is to first compute \mathcal{A} and then traverse \mathcal{A} by following the skyline π_1 . But this approach is not efficient due to: (1) computing \mathcal{A} takes $\Theta(m^2)$ time; (2) the size of π_1 may be $\Theta(n)$ due to $|M| = \Theta(n)$ in the worst case. Below in Lemma 7, we propose to compute \mathcal{C}_1 in $O(m \log n + m \log m)$ time.

First of all, we sort all points in Q by their x -coordinates and y -coordinates, respectively; accordingly, we obtain a sorted list for the horizontal lines of \mathcal{A} and a sorted list for the vertical lines of \mathcal{A} . With these two sorted lists, given any point p , we can determine the cell of \mathcal{A} that contains p in $O(\log m)$ time by doing binary search on the two sorted lists. We should point out that there might be other ways to compute \mathcal{C}_1 , but the algorithm we propose for Lemma 7 is particularly useful later when we compute other points in $S_k(P^1)$ than z_1 .

Lemma 7. *P can be preprocessed in $O(n \log n)$ time using $O(n)$ space, such that given any Q , we can compute the set \mathcal{C}_1 in $O(m \log n + m \log m)$ time.*

Proof: One operation frequently used for computing \mathcal{C}_1 is the following *segment-dragging queries*. Given any horizontal or vertical line segment s , we move s along a given direction perpendicular to s ; the query asks for the first point of P hit by s or reports no such point exists. Chazelle [6] constructed an $O(n)$ -size data structure in $O(n \log n)$ time such that each segment-dragging query can be answered in $O(\log n)$ time. As preprocessing, we build such a data structure on P . Hence, the preprocessing takes $O(n \log n)$ time and $O(n)$ space.

For each cell C of \mathcal{C}_1 , we call the leftmost point of $M \cap C$ the *skyline-left point* of C and call the bottommost point of $M \cap C$ the *skyline-bottom point* of C . In other words, if we move along the skyline π_1 from its left endpoint to its right endpoint, then the skyline-left point of C is the first vertex of π_1 we meet in C and the skyline-bottom point of C is the last vertex of π_1 we meet in C . Note that if C has only one minimal point of M , then the only minimum point is both the skyline-left point and the skyline-bottom point of C .

We will find the skyline-left point and the skyline-bottom point for each cell $C \in \mathcal{C}_1$. Each such point p is determined by a segment-dragging query on a segment s and we call s the *generating segment* of p ; s will be associated with p for later use (for computing other points in $S_k(P^1)$ than z_1). Further, we will classify these generating segments into four types, and again, they will be useful later in Lemma 10 for computing $S_k(P^1)$.

All the vertical lines passing through points in Q partition the space into $O(m)$ regions, which we refer to as *columns* (including bounding lines). Let \mathcal{D}_M denote the set of columns of \mathcal{A} each of which contains at least one cell of \mathcal{C}_1 . We search the columns of \mathcal{D}_M from left to right. For each column $D \in \mathcal{D}_M$, we will first find the topmost cell and the bottommost cell of \mathcal{C}_1 in D ; then, from the bottommost cell to the topmost cell, we search all other cells of \mathcal{C}_1 in D in a bottom-up fashion. After the searching on D is done, we proceed to the next column of \mathcal{D}_M . The details are given below.

Note that due to the general position assumption that no two points in $P \cup Q$ have the same x - or y -coordinate, each point of P lies strictly inside a cell of \mathcal{A} .

We first determine the leftmost column of \mathcal{D}_M , denoted by D , which is the one containing the leftmost point p_0 of M (see Fig. 2). p_0 can be found by the following segment-dragging query. Let $y_{max} = \max_{p \in P^1} y(p)$. Consider a vertical segment $s_0 = \overline{q^*b}$ where $b = (x(q^*), y_{max})$. If we drag s_0 rightwards (i.e., horizontally to the right), p_0 will be the first point of P^1 hit by s_0 . By using the segment-dragging query data structure on P , p_0 can be found in $O(\log n)$ time. After having p_0 , D can be determined in $O(\log m)$ time using binary search on the sorted list of the vertical lines of \mathcal{A} .

Notice that the cell of \mathcal{A} that contains p_0 is the topmost cell in $D \cap \mathcal{C}_1$, which we denote by C_t , and that p_0 is the skyline-left point of C_t (see Fig. 2). The segment s_0 is the generating segment of p_0 and we classify s_0 as an *s_0 -type* generating segment. In general, the s_0 -type generating segments are used to find the skyline-left points of the topmost cells of the columns of \mathcal{D}_M .

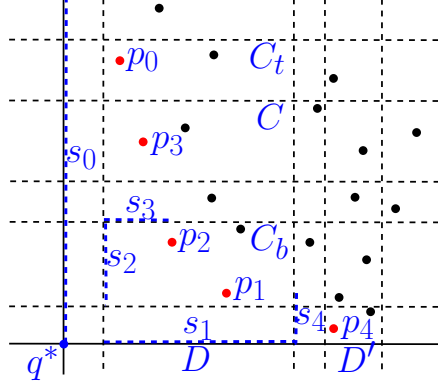


Fig. 2. Illustrating the algorithm in Lemma 7: the dashed grid is \mathcal{A} .

Next, we determine the bottommost cell of $D \cap \mathcal{C}_1$, denoted by C_b . We first determine the skyline-bottom point p_1 of C_b by a segment-dragging query as follows. Let ℓ denote the horizontal line $y = y(q^*)$. Set $s_1 = D \cap \ell$. If we drag s_1 upwards, p_1 will be the first point of P^1 hit by s_1 (see Fig. 2). After p_1 is found in $O(\log n)$ time, C_b can be determined in additional $O(\log m)$ time. s_1 is the generating segment of p_1 and we classify s_1 as the s_1 -type generating segment. In general, s_1 -type generating segments are used to find the skyline-bottom points of the bottommost cells of the columns of \mathcal{D}_M .

If $C_b = C_t$, then the column D contains only one cell of \mathcal{C}_1 , and our searching on D is done. Below, we assume $C_b \neq C_t$.

In the sequel, from the bottommost cell C_b , we search the cells of \mathcal{C}_1 in D in a bottom-up manner until we meet the topmost cell C_t . We first show how to determine the second lowest cell of $\mathcal{C}_1 \cap D$ (i.e., the one of $\mathcal{C}_1 \cap D$ right above C_b), denoted by C_s .

To determine C_s , we first find the skyline-left point p_2 of C_b using a segment-dragging query, as follows. Let s_2 be the left side of C_b . p_2 is the first point in P^1 hit by dragging s_2 rightwards (see Fig. 2). s_2 is the generating segment of p_2 and we classify s_2 as the s_2 -type generating segment. In general, each s_2 -type generating segment is used to find the skyline-left point of a cell whose skyline-bottom point has just been found. Next, we determine C_s by using p_2 .

We first determine the skyline-bottom point p_3 of C_s . Since $y(p_3) > y(p_2)$, $x(p_3) < x(p_2)$ (otherwise p_2 would dominate p_3). An easy observation is that p_3 is the lowest point among all points of $P^1 \cap D$ whose x -coordinates are less than $x(p_2)$ (see Fig. 2). We can determine p_3 by the following segment-dragging query. Let s_3 be the horizontal line segment on the top side of the cell C_b such that the left endpoint of s_3 is the upper left vertex of C_b and the right endpoint has x -coordinate $x(p_2)$ (see Fig. 2). Due to our general position assumption that no two points in $P \cup Q$ have the same x - or y -coordinate, p_3 is the point of P^1 hit first by dragging s_3 upwards. After p_3 is found, C_s can be determined. Therefore, we can determine C_s in $O(\log n + \log m)$ time. s_3 is the generating segment of p_3 and we classify s_3 as the s_3 -type generating segments. In general, s_3 -type generating segments are used to find the skyline-bottom points for non-bottommost cells of the columns of \mathcal{D}_M .

If $C_s = C_t$, we are done searching on D . Otherwise, we continue the above procedure to search other cells of $\mathcal{C}_1 \cap D$ until we meet the topmost cell C_t .

Now we proceed to the next column $D' \in \mathcal{D}_M$, in the following way. We first determine D' by a segment-dragging query as follows. Recall that p_1 is the lowest point in $P^1 \cap D$. Let s_4 be

the vertical line segment on the right bounding line of D such that the lower endpoint of s_4 has y -coordinate $y(q^*)$ and the upper endpoint has y -coordinate $y(p_1)$ (see Fig. 2). We drag the segment s_4 rightwards, and let p_4 be the first point of P^1 hit by s_4 (see Fig. 2). It is not difficult to see that p_4 is a minimal point and the column of \mathcal{A} containing p_4 is D' . Further, p_4 is the skyline-left point of the topmost cell of $\mathcal{C}_1 \cap D'$. Hence, after p_4 is found, D' and the topmost cell of $\mathcal{C}_1 \cap D'$ can be determined in $O(\log m)$ time. s_4 is the generating segment of p_4 ; note that s_4 is an s_0 -type generating segment.

Note that if the above segment-dragging query on s_4 fails to find any point (i.e., such a point p_4 does not exist), then all cells of \mathcal{C}_1 have been found, and we terminate. Otherwise, we proceed to search all cells in $\mathcal{C}_1 \cap D'$ in the same way as in the column D , and then search other columns of \mathcal{D}_M similarly.

For the running time, as shown above, the algorithm spends $O(\log n + \log m)$ time finding each cell of \mathcal{C}_1 . Due to $|\mathcal{C}_1| = O(m)$ (by Lemma 5), computing \mathcal{C}_1 takes $O(m \log n + m \log m)$ time. The lemma thus follows. \square

3.4 Computing the Top- k ENN Set $S_k(P^1)$

In this section, we compute $S_k(P^1)$ in the order of z_1, z_2, \dots, z_k .

Since z_1 is in one of the cells of \mathcal{C}_1 , once we have \mathcal{C}_1 , we compute the ENN of Q in $C \cap P$ in each cell $C \in \mathcal{C}_1$; among the $|\mathcal{C}_1|$ candidate points, z_1 is the one with the smallest expected distance to Q . Once z_1 is obtained, we use a similar approach to compute z_2 . Let π_2 be the skyline of $P^1 \setminus \{z_1\}$, and let \mathcal{C}_2 be the set of cells of \mathcal{A} that contain the vertices of π_2 . Again, z_2 must be in one of the cells of \mathcal{C}_2 , and we find z_2 by searching the cells of \mathcal{C}_2 . In general, let π_i be the skyline of $P^1 \setminus \{z_1, \dots, z_{i-1}\}$, and let \mathcal{C}_i be the set of cells of \mathcal{A} that contain the vertices of π_i . The point z_i must be in one of the cells of \mathcal{C}_i , and we find z_i by searching the cells of \mathcal{C}_i . We repeat this till z_k is found.

For each $1 \leq i \leq k$, since π_i is a skyline, $|\mathcal{C}_i| = O(m)$. A straightforward implementation will need to search $O(km)$ cells. We will show that we only need to search $O(k + m)$ cells in total, and more importantly, we can find all these cells efficiently. Specifically, we propose an algorithm that can efficiently determine the set \mathcal{C}_i by updating the set \mathcal{C}_{i-1} , for all $2 \leq i \leq k$.

In the sequel, we first present an algorithm that can quickly compute the ENN of Q in $C \cap P$ for any cell C of \mathcal{A} . An $O(n \log^2 n)$ -size data structure was given in [3] that can be built in $O(n \log^2 n)$ time and can compute the ENN in any cell C of \mathcal{A} in $O(\log^3 n)$ time. By using compact interval trees [15], we have the following improved result in Lemma 8.

Lemma 8. *For a set P of n points in the plane, an $O(n \log n \log \log n)$ -size data structure can be built in $O(n \log n \log \log n)$ time, such that given any cell C of \mathcal{A} , the ENN of Q in $P \cap C$ can be computed in $O(\log^2 n)$ time.*

Proof: Our data structure uses the compact interval tree [15], which is for solving the following *sub-path hull queries* in [15]. Let π be a simple path of n vertices in the plane and suppose the vertices are v_1, v_2, \dots, v_n ordered along π . Given two vertex indices i and j with $i < j$, the *sub-path hull query* asks for the convex hull of all vertices v_i, v_{i+1}, \dots, v_j . A compact interval tree data structure was given in [15], and for each sub-path hull query, it can report in $O(\log n)$ time a data structure that represents the convex hull such that any standard binary-search based operation on the convex hull can be implemented in $O(\log n)$ time (e.g., finding an extreme point on the convex

hull along any given direction). The compact interval tree is of $O(n \log \log n)$ size and can be built in $O(n \log \log n)$ time after the vertices of π are sorted by their x - or y -coordinates.

Our data structure for the lemma is constructed as follows. At the high-level, it is similar to the two-dimensional orthogonal range tree [13]. A balanced binary search tree T is built based on the x -coordinates of the points in P . The leaves of T store the points of P in sorted order from left to right, and the internal nodes store splitting values to guide the search on T . For each node v of T , it also stores the subset $P(v) \subseteq P$ of points in the subtree of T rooted at v , and $P(v)$ is called the *canonical subset* of v . For each canonical subset $P(v)$, we build a compact interval tree in the following way. If we sort the points of $P(v)$ by their y -coordinates and connect each pair of adjacent points in the sorted list by a line segment, we obtain a path $\pi(v)$. The points in $P(v)$ are vertices of $\pi(v)$. Note that $\pi(v)$ is a simple path and each horizontal line intersects $\pi(v)$ at most once. We build a compact interval tree data structure on $\pi(v)$ using the approach in [15]. This finishes the construction of our data structure.

For each canonical subset $P(v)$, constructing the compact interval tree data structure on $\pi(v)$ takes $O(\mu \log \log \mu)$ time and space, where $\mu = |P(v)|$. Note that the y -sorted list of $P(v)$ can be built during the construction of T in a bottom-up manner. Hence, the whole data structure uses $O(n \log n \log \log n)$ space and can be constructed in $O(n \log n \log \log n)$ time.

Given any cell C of \mathcal{A} , our goal is to find the ENN of Q in $C \cap P$. Essentially, we are looking for an extreme point in $C \cap P$ along a certain direction, denoted by σ . As discussed in [3], σ is determined by the two factors C_a and C_b defined in Lemma 4, and can be computed in $O(\log m)$ time by Lemma 4.

Note that C is a rectangle. Suppose $C = [x_l, x_r] \times [y_b, y_t]$. Using the range $[x_l, x_r]$, we first find the $O(\log n)$ canonical subsets whose union is the set of points in P lying between the two vertical lines $x = x_l$ and $x = x_r$. For each such canonical subset $P(v)$, we use the range $[y_b, y_t]$ to determine the sub-path of $\pi(v)$ inside C , which can be done by binary search on the y -sorted list of $P(v)$; subsequently, we use the compact interval tree data structure on $\pi(v)$ to (implicitly) report the convex hull of the sub-path, after which we search the extreme point on the convex hull along the direction σ in $O(\log n)$ time. In this way, we obtain $O(\log n)$ extreme points for these $O(\log n)$ canonical subsets, and the one minimizing the expected distance to Q is the ENN of Q in $C \cap P$. Assuming that we have computed the three factors C_a , C_b , and C_c as defined in Lemma 4, for each extreme point found above, its expected distance to Q can be computed in constant time.

Therefore, the ENN of Q in $C \cap P$ can be found in $O(\log^2 n)$ time. \square

Let $m_i = |\mathcal{C}_i|$ for each $1 \leq i \leq k$. By Lemma 8, we can determine z_1 in $O(m_1 \log^2 n)$ time. Next we continue to compute z_2 . To this end, we need to find the set \mathcal{C}_2 first. Instead of computing \mathcal{C}_2 from scratch as we did for \mathcal{C}_1 , we obtain \mathcal{C}_2 by updating \mathcal{C}_1 . Specifically, if some cells are both in \mathcal{C}_1 and \mathcal{C}_2 , we do not need to compute them again. In other words, we only need to compute the cells in $\mathcal{C}_2 \setminus \mathcal{C}_1$. Let $C(z_1)$ denote the cell containing z_1 . In fact, we will show that all the cells of \mathcal{C}_1 except $C(z_1)$ must be in \mathcal{C}_2 . The cell $C(z_1)$ may or may not be in \mathcal{C}_2 . If $C(z_1) \in \mathcal{C}_2$, then special care needs to be taken when searching $C(z_1)$ because we are looking for z_2 and the point z_1 should not be considered any more. The details are given below.

For each $2 \leq i \leq k$, let $\mathcal{C}'_i = \mathcal{C}_i \setminus \mathcal{C}_{i-1}$ and $m'_i = |\mathcal{C}'_i|$. We first show that \mathcal{C}_2 can be obtained in $O(m'_2(\log^2 n + \log m))$ time, and specifically, we compute the cells of \mathcal{C}'_2 and determine whether $C(z_1) \in \mathcal{C}_2$. We need a dynamic version of the segment-dragging query data structure that can support point deletions and insertions for P . In the following Lemma 9, we present such a data structure by using the range trees [13]. Note that the performance of the data structure in Lemma 9

may not be the best: since other parts of our algorithm for computing $S_k(P^1)$ dominate the overall running time, we choose to present a data structure that is simple and does not affect the overall performance.

Lemma 9. *For a set P of n points in the plane, we can build a data structure in $O(n \log n)$ time and $O(n \log n)$ space that can answer each segment-dragging query in $O(\log^2 n)$ time and support each point deletion and insertion for P in $O(\log^2 n)$ time.*

Proof: Our data structure consists of two range trees, one for horizontal segment-dragging queries and the other for vertical segment-dragging queries. Below, we only present the one for horizontal segment-dragging queries and the other one can be obtained similarly.

We first sort the points in P by their x -coordinates and y -coordinates, respectively. We build a balanced binary search tree T based on the x -coordinates of the points in P . The leaves of T store the points of P in sorted order from left to right. Each node v of T also stores the subset $P(v)$ of points stored in the leaves of the subtree rooted at v ; $P(v)$ is called the *canonical subset* of v . For each node v , we use another balanced binary search tree $T(v)$ to store the points in $P(v)$ based on the y -coordinates of the points. It is commonly known that T can be constructed in $O(n \log n)$ time using $O(n \log n)$ space [13].

Consider any segment-dragging query. Without loss of generality, assume we drag upwards a horizontal segment $s = [x_1(s), x_2(s)] \times \{y(s)\}$ (i.e., its y -coordinate is $y(s)$ and its x -coordinate spans the interval $[x_1(s), x_2(s)]$). We first determine the $O(\log n)$ canonical subsets of T whose union is the subset of points of P with x -coordinates lying in $[x_1(s), x_2(s)]$. For each canonical subset $P(v)$, we use the tree $T(v)$ to determine in $O(\log n)$ time the lowest point of $P(v)$ whose y -coordinate is no less than $y(s)$ and that point will be the first point hit by dragging s upwards. After we find such a point in each canonical subset, we report the point with smallest y -coordinate as the answer to the segment-dragging query for s . The total query time is $O(\log^2 n)$ time.

Now consider deleting a point p from P . We can simply remove the leaf of T storing p . Further, for each ancestor v of the leaf storing p , we delete p from the tree $T(v)$, which can be done in $O(\log n)$ time. Hence, it takes $O(\log^2 n)$ time for each point deletion. Point insertions can be done symmetrically. Note that it will be seen later that the points that are inserted are exactly those points that have been deleted, and therefore, we do not need to do “rotation” operations when deleting or inserting a point because the height of T will always be bounded by $O(\log n)$.

The lemma thus follows. □

Next, we compute \mathcal{C}_2 based on \mathcal{C}_1 . By using the data structure in Lemma 9, we have the following Lemma 10. The algorithm for Lemma 10 essentially follows the behavior of the algorithm for Lemma 7, but only focuses on searching the cells of \mathcal{C}'_2 . The efficiency of the algorithm for Lemma 10 also hinges on the observation that the cells of \mathcal{C}'_2 form at most two subsets (separated by $C(z_1)$ if $C(z_1) \in \mathcal{C}_2$) of consecutive cells of \mathcal{C}_2 if we order the cells of \mathcal{C}_2 from “northwest” to “southeast”.

Lemma 10. *We can determine the set \mathcal{C}_2 in $O((1 + m'_2)(\log^2 n + \log m))$ time, where $m'_2 = |\mathcal{C}'_2|$, and more specifically, our algorithm will compute the cells of \mathcal{C}'_2 and determine whether $C(z_1) \in \mathcal{C}_2$.*

Proof: We call the order of the cells of \mathcal{C}_1 by which the skyline π_1 crosses them from left to right the *canonical order* of \mathcal{C}_1 . In other words, the canonical order of \mathcal{C}_1 follows the northwest-to-southeast order. We define the canonical order of \mathcal{C}_2 similarly.

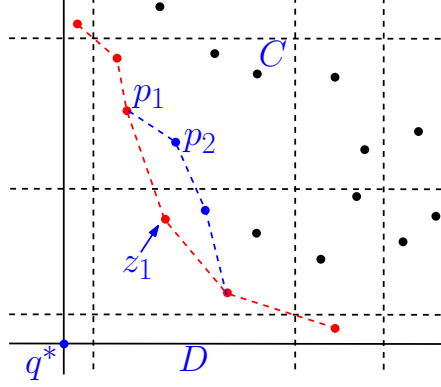


Fig. 3. The red points are in π_1 and the blue points are in $\pi_2 \setminus \pi_1$. The skyline-bottom point of the cell C is p_1 in π_1 but p_2 in π_2 .

Suppose the canonical order of the cells of \mathcal{C}_1 are: C_1, C_2, \dots, C_{m_1} . Note that we can obtain this ordered list during computing \mathcal{C}_1 in Lemma 7 within the same running time. Recall that when computing \mathcal{C}_1 we also computed a skyline-left point and a skyline-bottom point for each cell of \mathcal{C}_1 as well as their generating segments. Let $C_i = C(z_1)$, i.e., the cell that contains z_1 . We assume $i \neq 1$ and $i \neq m_1$ (otherwise the algorithm is similar and much simpler).

In order to better understand the algorithm we present below, we first discuss a question: which cells are possibly in \mathcal{C}'_2 ? Imagine that we partition the plane into four quadrants with respect to z_1 by the vertical line through z_1 and the horizontal line through z_1 ; an easy observation is that only the cells intersecting the first quadrant can possibly be in \mathcal{C}'_2 because only points in the first quadrant are dominated by z_1 . Further, for each cell C_j with $j \neq i$, none of the vertices of the skyline π_1 in C_j is dominated by z_1 , and thus C_j is still in \mathcal{C}_2 . In other words, all cells of $\mathcal{C}_1 \setminus \{C_i\}$ are still in \mathcal{C}_2 . The cell C_i may or may not be in \mathcal{C}_2 . Also note that if we remove z_1 from P , then the skyline-bottom point of C_{i-1} may be changed (see Fig. 3), but the skyline-left point of C_{i-1} does not change; for each cell C_j with $1 \leq j \leq i-2$, neither its skyline-left point nor its skyline-bottom point changes. Similarly, due to the removal of z_1 , the skyline-left point of C_{i+1} may be changed, but its skyline-bottom point does not change; for each cell C_j with $i+2 \leq j \leq m_1$, neither its skyline-left point nor its skyline-bottom point changes.

The above implies that to determine \mathcal{C}_2 , we need to do the following. (1) Find all cells in \mathcal{C}'_2 , and as in Lemma 7, for each cell of \mathcal{C}'_2 , compute its skyline-left point and skyline-bottom point as well as their generating segments. (2) Determine whether C_i is still in \mathcal{C}_2 , and if yes, compute its new skyline-left point and skyline-bottom point as well as their generating segments, if any of them changes. (3) Compute the new skyline-bottom point (and its generating segment) for C_{i-1} if it changes. (4) Compute the new skyline-left point (and its generating segment) for C_{i+1} if it changes.

Let \mathcal{D}_P be the dynamic segment-dragging data structure in Lemma 9 we built on P . Below, we give an algorithm that can determine \mathcal{C}_2 in $O((1 + m'_2)(\log^2 n + \log m))$ time, and in particular, we need to find the cells of \mathcal{C}'_2 . Intuitively, if $C_i \notin \mathcal{C}_2$, then \mathcal{C}'_2 consists of all cells of \mathcal{C}_2 between C_{i-1} and C_{i+1} in the canonical order; otherwise, \mathcal{C}'_2 consists of all cells of \mathcal{C}_2 between C_{i-1} and C_i and all cells between C_i and C_{i+1} . Our algorithm essentially follows the behavior of the algorithm in Lemma 7, but only focuses on the cells in $\mathcal{C}'_2 \cup \{C_{i-1}, C_i, C_{i+1}\}$. Recall that C_i is the cell of \mathcal{C}_1 that contains z_1 .

First of all, we delete the point z_1 from the data structure \mathcal{D}_P . The point z_1 can be the skyline-left point of C_i , or the skyline-bottom point of C_i , or both of them, or neither of them. Our algorithm works differently for these cases, as follows. Recall that according to our algorithm in Lemma 7, if z_1 is either the skyline-left point or the skyline-bottom point of C_i , then z_1 has a generating segment, denoted by $s(z_1)$. In other words, z_1 is identified by a segment-dragging query on $s(z_1)$ in our algorithm in Lemma 7.

1. If z_1 is neither the skyline-left point nor the skyline-bottom point of C_i , then C_i is still in \mathcal{C}_2 and $\mathcal{C}'_2 = \emptyset$. In fact, $\mathcal{C}_2 = \mathcal{C}_1$. Further, the skyline-left and skyline-bottom points of any cell of \mathcal{C}_1 do not change. Hence, we are done for this case.
2. If z_1 is the skyline-left point but not the skyline-bottom point, then according to our algorithm in Lemma 7, the generating segment $s(z_1)$ is either an s_2 -type or an s_0 -type. Note that since z_1 is not the skyline-bottom point of C_i , the skyline-bottom point of C_i is still in the skyline π_2 , which implies that C_i is still in \mathcal{C}_2 and no cell of \mathcal{C}'_2 is between C_i and C_{i+1} in the canonical order of \mathcal{C}_2 . In other words, all cells of \mathcal{C}'_2 are between C_{i-1} and C_i in the canonical order of \mathcal{C}_2 . Denote by D the column of \mathcal{A} that contains C_i .

- (a) If $s(z_1)$ is an s_2 -type, then C_i is not the topmost cell of \mathcal{C}_1 in the column D , which implies that C_{i-1} is in D . According to the algorithm in Lemma 7, $s(z_1)$ is the left side of C_i (i.e., z_1 is the first point of P hit by dragging $s(z_1)$ rightwards). By using the data structure \mathcal{D}_P (after deleting z_1), we do a segment-dragging query by dragging $s(z_1)$ rightwards to find the first point of $P \setminus z_1$ hit by $s(z_1)$, and we denote the point by p . Then, p is the new skyline-left point of C_i (without considering z_1). Note that $s(z_1)$ is still an s_2 -type generating segment for p .

Next, from C_i , we continue to find the cells of \mathcal{C}'_2 in a bottom-up manner in the same way as the algorithm in Lemma 7 until we meet the cell C_{i-1} . Note that it is possible that $\mathcal{C}'_2 = \emptyset$. Again, it takes two segment-dragging queries (using \mathcal{D}_P) on each cell of \mathcal{C}'_2 to find its skyline-left and skyline-bottom point as well as their generating segments. Also, the algorithm will find the new skyline-bottom point of C_{i-1} if it changes in π_2 . Recall that given any point p , we can determine the cell of \mathcal{A} that contains p in $O(\log m)$ time (by binary search on the sorted vertical lines of \mathcal{A} and on the sorted horizontal lines of \mathcal{A}). Therefore, in this case, the total running time to determine \mathcal{C}_2 is $O((1 + m'_2)(\log^2 n + \log m))$ time.

- (b) If $s(z_1)$ is an s_0 -type, then C_i is the topmost cell of \mathcal{C}_1 in the column D , which implies that C_{i-1} is in a column to the left of D . Denote by D' the column of \mathcal{A} containing C_{i-1} and let p be the skyline-bottom point of C_{i-1} . According to the algorithm in Lemma 7, $s(z_1)$ is the vertical line segment on the right side of D' where the lower endpoint of $s(z_1)$ is on the horizontal line $y = y(q^*)$ and the upper endpoint has the same y -coordinate as p , and z_1 is the first point of P hit by dragging $s(z_1)$ rightwards.

By using the data structure \mathcal{D}_P (after deleting z_1), we do a segment-dragging query by dragging $s(z_1)$ rightwards; let p' be the point returned by the query (i.e., p' is the first point of $P \setminus \{z_1\}$ hit by dragging $s(z_1)$ rightwards). Note that $s(z_1)$ is still an s_0 -type generating segment for p' .

- i. If p' is in C_i , then p' is the new skyline-left point of C_i , and C_i is still the topmost cell of \mathcal{C}_2 in D , which implies $\mathcal{C}'_2 = \emptyset$.
- ii. If p' is not in C_i , then let C' be the cell containing p' and p' is the skyline-left point of C' . Since z_1 is not the skyline-bottom point of C_i , the cell C' is still in the column D .

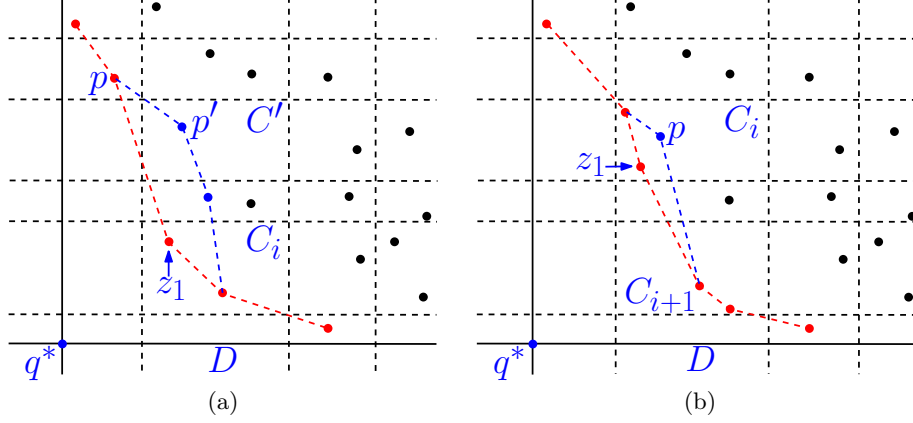


Fig. 4. (a). Illustrating Case 2(b)ii: If $C' \neq C_i$, then C' is in D and higher than C_i . (b). Illustrating Case 3b: p is the first point hit by dragging $s(z_1)$ upwards without considering z_1 .

and is higher than C_i (see Fig. 4(a)). Then, from the cell C_i to C' , we use the bottom-up procedure as in the algorithm in Lemma 7 to find the cells of \mathcal{C}_2 between C_i and C' in the column D and these cells (except C_i) constitute the set \mathcal{C}'_2 . Again, it takes two segment-dragging queries (using \mathcal{D}_P) for each cell of \mathcal{C}'_2 to find its skyline-left and skyline-bottom point as well as their generating segments.

The total running time is $O((1 + m'_2)(\log^2 n + \log m))$ time.

3. If z_1 is the skyline-bottom point but not the skyline-left point, then according to our algorithm in Lemma 7, $s(z_1)$ is either an s_1 -type or an s_3 -type. Note that since z_1 is not the skyline-left point of C_i , the skyline-left point of C_i is still in the skyline π_2 , which implies that C_i is still in \mathcal{C}_2 and no cell of \mathcal{C}'_2 is between C_{i-1} and C_i in the canonical order of \mathcal{C}_2 . In other words, all cells of \mathcal{C}'_2 are between C_i and C_{i+1} in the canonical order of \mathcal{C}_2 . Denote by D the column of \mathcal{A} that contains C_i .

- (a) If $s(z_1)$ is an s_1 -type, then C_i is the bottommost cell of \mathcal{C}_1 in D . According to the algorithm in Lemma 7, $s(z_1)$ is the intersection of D and the horizontal line $y = y(q^*)$. By using the data structure \mathcal{D}_P (after deleting z_1), we do a segment-dragging query by dragging $s(z_1)$ upwards and let p be the point returned by the query. Then p is the new skyline-bottom point of C_i . Next, we find the cells in \mathcal{C}'_2 .

Let s' be the vertical segment on the right side of D where the lower endpoint of s' is on the horizontal line $y = y(q^*)$ and the upper endpoint of s' has the same y -coordinate as p . We do a segment-dragging query by dragging s' rightwards and let p' be the point given by the query. The segment s' is the generating segment of p' , and in fact, s' is an s_0 -type generating segment based on our definition in the proof of Lemma 7. Denote by $C(p')$ the cell of \mathcal{A} that contains p' . Let D' be the column that contains C_{i+1} .

- i. If $C(p')$ is in D' , then there are further two cases. If $C(p')$ is C_{i+1} , then p' is the new skyline-left point of C_{i+1} , and $\mathcal{C}'_2 = \emptyset$. Otherwise, from C_{i+1} to $C(p')$, we use the same bottom-up procedure as in the algorithm in Lemma 7 to find all cells of \mathcal{C}_2 between C_{i+1} and $C(p')$, and these cells (except C_{i+1}) constitute the set \mathcal{C}'_2 .
- ii. If $C(p')$ is not in D' , then it must be in a column to the left of D' . From the cell $C(p')$, we proceed in the same way as in the algorithm in Lemma 7 until the first time we find a cell in the column D' . Then, we use the same algorithm as the above case where $C(p')$ is in D' .

- (b) If $s(z_1)$ is an s_3 -type, then C_i is the not bottommost cell of \mathcal{C}_1 in D , which implies that C_{i+1} is in D . We show below that $\mathcal{C}'_2 = \emptyset$; further, we will find a new skyline-bottom point in C_i (without considering z_1).

Based on our algorithm in Lemma 7, the generating segment $s(z_1)$ of z_1 is the horizontal line segment on the top side of C_{i+1} whose left endpoint is the upper left vertex of C_{i+1} and right endpoint has the same x -coordinate as the skyline-left point of C_{i+1} . By using the data structure \mathcal{D}_P (after deleting z_1), we do a segment-dragging query by dragging $s(z_1)$ upwards, and let p be the point returned by the query.

Note that z_1 is the lowest point of P that will be hit by dragging $s(z_1)$ upwards and z_1 is in C_i . The point p is the lowest point of $P \setminus \{z_1\}$ that will be hit by dragging $s(z_1)$ upwards (see Fig. 4(b)). Clearly, p cannot be any cell of D lower than C_i . On the other hand, since z_1 is not the skyline-left point of C_i , the skyline-left point of C_i is still in C_i . Note that when we drag $s(z_1)$ upwards, the skyline-left point of C_i will be hit by $s(z_1)$ (but not necessarily the first point hit by $s(z_1)$), and this implies that the point p must be in C_i . In other words, p is the skyline-bottom point of C_i in the new skyline π_2 , and further $\mathcal{C}'_2 = \emptyset$.

In any case above, the total running time is $O((1 + m'_2)(\log^2 n + \log m))$ time.

4. It remains to discuss the case where z_1 is both the skyline-left point and the skyline-bottom point of C_i . In this case, z_1 is the first time identified as either the skyline-left point or the skyline-bottom point. In general, unlike the second and the third cases where the cells of \mathcal{C}'_2 are either between C_{i-1} and C_i or between C_i and C_{i+1} in the canonical order of \mathcal{C}_2 , in this case the cells of \mathcal{C}'_2 may lie both between C_{i-1} and C_i and between C_i and C_{i+1} . Hence, our algorithm may need to search on both “directions”. In addition, in the previous three cases, the cell C_i must be in \mathcal{C}_2 ; in this case, however, it is possible that C_i is not in \mathcal{C}_2 .

- (a) If z_1 is the first time identified as the skyline-left point of C_i , then C_i must be the topmost cell of \mathcal{C}_1 in D where D is the column of \mathcal{A} that contains C_i , which implies that its generating segment $s(z_1)$ must be an s_0 -type.

Let p be the skyline-bottom point of the cell C_{i-1} . Let D' be the column of \mathcal{A} that contains C_{i-1} . According to the algorithm in Lemma 7, $s(z_1)$ is the vertical line segment on the right side of D' where the lower endpoint of $s(z_1)$ is on the horizontal line $y = y(q^*)$ and the upper endpoint has the same y -coordinate as p . By using the data structure \mathcal{D}_P (after deleting z_1), we do a segment-dragging query by dragging $s(z_1)$ rightwards, and let p' be the point given by the query. Let $C(p')$ be the cell that contains p' . Note that p' is the skyline-left point of $C(p')$. Let D'' be the column that contains the cell C_{i+1} . Note that it is possible that $D'' = D$.

- i. If $C(p')$ is also in D'' , then there are further two cases.

If $C(p') = C_{i+1}$, then $\mathcal{C}'_2 = \emptyset$ and $C_i \notin \mathcal{C}_2$.

Otherwise, $C(p')$ must be higher than C_{i+1} in D'' . Then, from the cell C_{i+1} to $C(p')$, we use the same bottom-up procedure as in the algorithm in Lemma 7 to find all cells of \mathcal{C}_2 between C_{i+1} and $C(p')$, and these cells (except C_{i+1} and possibly C_i) constitute the set \mathcal{C}'_2 . Note that the cell C_i may or may not be identified as in \mathcal{C}_2 in the above procedure.

- ii. If $C(p')$ is not in D'' , then $C(p')$ must be in a column to the left of D'' . We proceed from $C(p')$ in the same way as in the algorithm in Lemma 7 until the first time we find a cell in D'' . Then, we use the same algorithm as in the above case (i.) to determine \mathcal{C}_2 .

In any case, the total running time is $O((1 + m'_2)(\log^2 n + \log m))$ time.

- (b) If z_1 is the first time identified as the skyline-bottom point, then its generating segment $s(z_1)$ can be either an s_1 -type or an s_3 -type segment. Let D be the column that contains

C_i . In this case, C_i is not the topmost cell of \mathcal{C}_2 in D since otherwise z_1 would be the first time identified as the skyline-left point of C_i . This means that C_{i-1} is also in D .

- i. If $s(z_1)$ is an s_1 -type segment, then C_i must be the bottommost cell of \mathcal{C}_1 in the column D . According to the algorithm in Lemma 7, $s(z_1)$ is the intersection of D and the horizontal line $y = y(q^*)$. By using the data structure D_P (after deleting z_1), we do a segment-dragging query by dragging $s(z_1)$ upwards and let p be the point returned by the query. Let $C(p)$ be the cell that contains p . Clearly, $C(p)$ is in \mathcal{C}_2 . Let \mathcal{C}'_{21} be the subset of cells in \mathcal{C}'_2 that are between C_{i-1} and $C(p)$ in the canonical order of \mathcal{C}_2 , and let $\mathcal{C}'_{22} = \mathcal{C}'_2 \setminus \mathcal{C}'_{21}$; in other words, \mathcal{C}'_{22} is the subset of cells in \mathcal{C}'_2 that are between $C(p)$ and C_{i+1} in the canonical order of \mathcal{C}_2 . Below, we will find \mathcal{C}'_{21} and \mathcal{C}'_{22} separately, by searching from $C(p)$ towards two “directions”: one towards C_{i-1} and the other towards C_{i+1} . Since C_{i-1} is also in D , from $C(p)$ to C_{i-1} , we use the bottom-up procedure to find the cells of \mathcal{C}_2 between $C(p)$ and C_{i-1} , and these cells (except C_{i-1} and possibly C_i) constitute the set \mathcal{C}'_{21} . Note that the cell C_i may also be identified in \mathcal{C}_2 . Next, we find the set \mathcal{C}'_{22} , which can be done by the same algorithm as in Case 3a. We omit the details.

- ii. If $s(z_1)$ is an s_3 -type, then C_i is the not bottommost cell of \mathcal{C}_1 in D , which implies that C_{i+1} is in D .

Based on our algorithm in Lemma 7, the generating segment $s(z_1)$ of z_1 is the horizontal line segment on the top side of C_{i+1} whose left endpoint is the upper left vertex of C_{i+1} and right endpoint has the same x -coordinate as the skyline-left point of C_{i+1} . By using the data structure \mathcal{D}_P (after deleting z_1), we do a segment-dragging query by dragging $s(z_1)$ upwards, and let p be the point returned by the query. Let $C(p)$ be the cell that contains p .

Note that z_1 is the lowest point of P that will be hit by dragging $s(z_1)$ upwards and z_1 is in C_i . The point p is the lowest point of $P \setminus \{z_1\}$ that will be hit by dragging $s(z_1)$ upwards. Since C_{i-1} is also in D , C_{i-1} is higher than C_i . Hence, the cell $C(p)$ is one of the cells of D between (and including) C_{i-1} and C_i (this is because the vertices of π_1 in C_{i-1} are all to the left of the right endpoint of $s(z_1)$ and to the right of the left endpoint of $s(z_1)$). Hence, from $C(p)$ to C_{i-1} , we can use the bottom-up procedure as before to find the cells of \mathcal{C}_2 , these cells (except C_{i-1} and possibly C_i) constitute the set \mathcal{C}'_2 .

In any case, the total running time is $O((1 + m'_2)(\log^2 n + \log m))$ time.

In summary, we can determine the set \mathcal{C}_2 in $O((1 + m'_2)(\log^2 n + \log m))$ time. More specifically, for each cell in \mathcal{C}'_2 , we have computed its skyline-left point and its skyline-bottom point as well as their generating segments. We have also determined whether C_i is in \mathcal{C}_2 , and if yes, its new skyline-bottom point and skyline-left point are computed if any of them changes. The new skyline-bottom point of C_{i-1} has been found if it changes, and the new skyline-left point of C_{i+1} has been found if it changes. In addition, in the above algorithm, we can also order all cells of \mathcal{C}'_2 (with C_i if $C_i \in \mathcal{C}_2$) from northwest to southeast with the same running time, and therefore, along with the ordered cells from C_1 to C_{i-1} and the ordered cells from C_{i+1} to C_{m_1} , we have obtained a canonical order for \mathcal{C}_2 . \square

By Lemma 10, we can determine the set \mathcal{C}_2 , and in particular, we have the set \mathcal{C}'_2 explicitly, and we know whether the cell $C(z_1) \in \mathcal{C}_2$. Similarly to Lemma 6, the second ENN z_2 is in one of the cells of \mathcal{C}_2 . Denote by $P_1 = P \setminus \{z_1\}$.

To find z_2 , as in the case for finding z_1 , a straightforward approach is to compute the ENN of Q in $P_1 \cap C$ for each $C \in \mathcal{C}_2$, and then among the $|\mathcal{C}_2|$ candidate points, report the one with the smallest expected distance to Q as z_2 . This approach will lead to an $O(km)$ time query algorithm for finding $S_k(P^1)$. Below, we present a better method.

Note that when computing z_1 , we have computed the ENN $S_1(P \cap C)$ for each $C \in \mathcal{C}_1$. Also, for each cell $C \in \mathcal{C}_1$, if $C \neq C(z_1)$, then $C \in \mathcal{C}_1$ and $P \cap C = P_1 \cap C$. Therefore, if we maintain the ENNs for all cells of $\mathcal{C}_1 \setminus C(z_1)$, we do not have to compute them again. In other words, when computing z_2 , we only need to compute the ENNs in the cells of \mathcal{C}'_2 . In addition, if $C(z_1) \in \mathcal{C}_2$, we will use a special approach to compute $S_1(P_1 \cap C(z_1))$. To maintain the ENNs in the involved cells mentioned above, we use a min-heap H , as follows.

When searching z_1 , for each $C \in \mathcal{C}_1$, after the ENN $S_1(P \cap C)$ is computed, we insert it into H with its expected distance to Q as the “key”. After the ENNs for all cells of \mathcal{C}_1 are computed and inserted into H , the point in H with the smallest key is z_1 . Note that H has $m_1 = |\mathcal{C}_1|$ points. To compute the second ENN z_2 , we first determine \mathcal{C}'_2 by Lemma 10. By the “Extract-Min” operation of min-heaps [11], we remove z_1 from H . We compute the ENNs of the cells in \mathcal{C}'_2 and insert them into H . If $C(z_1) \notin \mathcal{C}_2$, then the point of H with the smallest key is z_2 . Otherwise, we use the following special approach to determine $S_1(P_1 \cap C(z_1))$.

One tempting approach is to have a dynamic version of the data structure in Lemma 8 to support point deletions from P . Unfortunately, due to the “static” nature of compact interval trees, it is not clear to us how to design such a dynamic data structure without deteriorating the performance. Here, we give another method to “mimic” point deletions without deteriorating the performance of the data structure in Lemma 8, as follows.

We divide the cell $C(z_1)$ into two sub-cells $C_1(z_1)$ and $C_2(z_1)$ using the horizontal line through z_1 . Hence, z_1 is on the common edge of the two sub-cells. Note that due to our general position assumption, no point of P is on the boundary of $C(z_1)$. Hence, no point of $P_1 = P \setminus \{z_1\}$ is on the boundary of $C_1(z_1)$ (or $C_2(z_1)$). Below, we use $C_1(z_1)$ (resp., $C_2(z_1)$) to refer to only its interior. Instead of computing the ENN $S_1(P_1 \cap C(z_1))$ and insert it into H , we compute the ENNs $S_1(P \cap C_1(z_1))$ and $S_1(P \cap C_2(z_1))$ and insert them into H ; note that one of them is $S_1(P_1 \cap C(z_1))$. The reason we divide $C(z_1)$ into two sub-cells as above is that we can now simply use the data structure in Lemma 8 to compute $S_1(P \cap C_1(z_1))$ and $S_1(P \cap C_2(z_1))$; in other words, z_1 appears to be “deleted” from the data structure of Lemma 8. Clearly, now, the point of H with smallest key is z_2 .

To analyze the running time for computing z_2 , \mathcal{C}_2 can be determined in $O((1 + m'_2)(\log^2 n + \log m))$ time, after which, we compute the ENNs for the cells of \mathcal{C}'_2 and possibly for the two sub-cells of $C(z_1)$ in $O((2 + m'_2) \log^2 n)$ time by Lemma 8. Then, one “Extract-Min” operation and at most $m'_2 + 2$ insertions on H together take $O((m'_2 + 3) \log(|H|))$ time; note that $|H| \leq m_1 + m'_2 + 2$ (here “2” corresponds to the number of possible sub-cells).

It should be noted that we need to explicitly maintain the two sub-cells $C_1(z_1)$ and $C_2(z_1)$ because later they may be further divided into smaller sub-cells (e.g., if $z_2 \in C_1(z_1)$ and $C(z_1) \in \mathcal{C}_3$, then $C_1(z_1)$ will be divided for computing z_3). Also note that these sub-cells are only maintained for the computation of ENNs and they will not be considered when we determine the sets \mathcal{C}_i 's (in Lemma 10). After z_2 is found, we proceed to search the third ENN z_3 similarly.

In general, suppose we have computed \mathcal{C}_i and z_i , and we are about to find z_{i+1} . We first determine \mathcal{C}_{i+1} by computing \mathcal{C}'_{i+1} and determining whether $C(z_i) \in \mathcal{C}_{i+1}$, where $C(z_i)$ is the cell

of \mathcal{C}_i that contains z_i ; this can be done in $O((1+m'_{i+1})(\log^2 n + \log m))$ time similarly as in Lemma 10.

Note that for any cell $C \in \mathcal{C}'_{i+1}$, it never appears in \mathcal{C}_j for any $1 \leq j \leq i$. Next, we determine the ENNs in the cells of \mathcal{C}'_{i+1} by Lemma 8 and insert them into the heap H . We also need to remove z_i from H . If $C(z_i) \notin \mathcal{C}_{i+1}$, then the point of H with smallest key is z_{i+1} . Otherwise, as before, we divide $C(z_i)$ into two sub-cells and compute their ENNs and insert them into H . Note that $C(z_i)$ may have already been divided into many sub-cells before. If so, they are explicitly maintained, and we can find the sub-cell that contains z_i in $O(\log k)$ time by binary search since $C(z_i)$ has at most $k-1$ sub-cells ordered by y values. Then, we divide the sub-cell into two smaller sub-cells by the horizontal line through z_i and compute the ENNs in the two smaller sub-cells by Lemma 8 and insert them into H . Now, the point of H with smallest key is z_{i+1} .

To analyze the running time for computing z_{i+1} , \mathcal{C}_{i+1} can be determined in $O((1+m'_{i+1})(\log^2 n + \log m))$ time. The time for computing the ENNs for the cells in \mathcal{C}'_{i+1} and possibly two sub-cells is bounded by $O((2+m'_{i+1})\log^2 n)$. There are $O(2+m'_{i+1})$ insertions and one ‘‘Extract-Min’’ operation on H , which together take $O((m'_{i+1} + 3)\log(|H|))$ time. Note that $|H| \leq m_i + m'_{i+1} + 2$.

We repeat the above procedure until z_k is found. We have the following lemma (an observation is $m_1 + \sum_{i=2}^k m'_i = O(m+k)$).

Lemma 11. *The overall running time of our query algorithm for finding $S_k(P^1) = \{z_1, z_2, \dots, z_k\}$ is $O(m \log m + (k+m)\log^2 n)$.*

Proof: Let $\lambda = m_1 + \sum_{i=2}^k m'_i$ denote the total number of cells in $\mathcal{C}_1 \cup \bigcup_{i=2}^k \mathcal{C}'_i$.

By Lemma 7, we compute \mathcal{C}_1 in $O(m \log n + m \log m)$ time. By Lemma 10, the total time for finding all cells of $\bigcup_{i=2}^k \mathcal{C}'_i$ is $O((k+\lambda)(\log^2 n + \log m))$.

In the entire algorithm, the total number of operations for finding the ENNs in the cells of \mathcal{A} (not including the sub-cells) is $O(\lambda)$ because the above cells are those in $\mathcal{C}_1 \cup \bigcup_{i=2}^k \mathcal{C}'_i$. After finding z_i for each $1 \leq i \leq k$, we have at most two more sub-cells, and thus the total number of operations for finding the ENNs in the sub-cells is $O(k)$. Hence, by Lemma 8, the total time for finding the ENNs in the cells and sub-cells is $O((\lambda+k)\log^2 n)$. Also, we only need to explicitly maintain at most $O(k)$ sub-cells in the entire algorithm.

Similarly, the total number of operations on the heap H is $O(\lambda+k)$, and the size of H in the entire algorithm is always bounded by $O(\lambda+k)$. Hence, the total operations on H take $O((\lambda+k)\log(\lambda+k))$ time.

In summary, the overall running time is $O((k+\lambda)(\log^2 n + \log m + \log(\lambda+k)))$. To prove the lemma, we prove an important *claim*: $\lambda = O(m+k)$.

The proof for the claim is based on the fact that $|\mathcal{C}_i| = O(m)$ for each $1 \leq i \leq k$, since each skyline π_i intersects $O(m)$ cells. In particular, $|\mathcal{C}_k| = O(m)$. For each $1 \leq i \leq k-1$, all the cells of \mathcal{C}_i except $C(z_i)$ are in \mathcal{C}_{i+1} and the cell $C(z_i)$ may or may not be in \mathcal{C}_{i+1} . Hence, $|\mathcal{C}_{i+1}| \geq |\mathcal{C}_i| - 1 + |\mathcal{C}'_{i+1}|$, i.e., $m_{i+1} \geq m_i - 1 + m'_{i+1}$. Therefore, $m_k \geq m_1 + \sum_{i=2}^k m'_i - (k-1)$. Due to $m_k = O(m)$, we have $\lambda = m_1 + \sum_{i=2}^k m'_i \leq m_k + k - 1 = O(m+k)$. The above claim thus follows.

Due to the above claim, the overall running time for finding $S_k(P^1)$ is $O((k+m)(\log^2 n + \log(k+m)))$, which is $O(m \log m + (k+m)\log^2 n)$ (to see this, note that if $k > m$, then since $n \geq k$, $(k+m)\log(k+m) = O((k+m)\log^2 n)$ holds). \square

Note that after obtaining $S_k(P^1)$, we also need to insert the points of $S_k(P^1)$ back to the data structure in Lemma 9 for answering other top- k ENN queries in future.

3.5 Wrapping Things Up

We summarize our methods for the top- k ENN searching.

Our preprocessing on P includes the following steps. (1) Sort all points in P by their x -coordinates and y -coordinates, respectively. (2) Build the dynamic segment-dragging query data structure in Lemma 9 on P . (3) Construct the data structure in Lemma 8. The total time and space are dominated by Step (3), i.e., $O(n \log n \log \log n)$ time and $O(n \log n \log \log n)$ space.

Given any uncertain query point Q and any k , we compute $S_k(P)$ in the following steps. (1) Sort all points in Q by their x -coordinates and y -coordinates, respectively. (2) Process Q as in Lemma 4. (3) Compute a global minimum point q^* . (4) Divide the plane into four quadrants with respect to q^* . In each quadrant R , we find the top- k ENNs of Q in $P \cap R$ as follows. Suppose R is the first quadrant. (4.1) Find the set \mathcal{C}_1 by Lemma 7, and for each cell $C \in \mathcal{C}_1$, find the ENN of Q in $P \cap C$ by Lemma 8 and insert the point into a min-heap H ; the point of H with smallest expected distance to Q is the ENN of Q in $P \cap R$. (4.2) Based on \mathcal{C}_1 and z_1 , determine \mathcal{C}_2 and find z_2 . (4.3) The above procedure continues until we find z_k . (5) Among the found $4k$ points from all four quadrants of q^* (their expected distances to Q have also been computed), we report the k points with smallest expected distances to Q as $S_k(P)$. (6) Insert the above $4k$ points back to the data structure in Lemma 9 (for answering other top- k ENN queries in future).

For the running time of the query algorithm, the first three steps can be done in $O(m \log m)$ time; Step (4) can be done in $O(m \log m + (k + m) \log^2 n)$ time. Step (5) takes $O(k)$ time. Step (6) needs $O(k \log^2 n)$ time. Hence, the total query time is bounded by $O(m \log m + (k + m) \log^2 n)$.

Theorem 2. *Given a set P of n exact points in the plane, a data structure of $O(n \log n \log \log n)$ size can be built in $O(n \log n \log \log n)$ time, such that for any uncertain query point Q and any k , the top- k ENN set $S_k(P)$ can be found in $O(m \log m + (k + m) \log^2 n)$ time.*

4 Conclusions

We present efficient algorithms and data structures for the top- k nearest neighbor searching in the plane where the data are exact and the query is uncertain under the L_1 distance metric. Previously, only approximation or heuristic solutions were given. Our results also improve the previous work for the special case where $k = 1$. An interesting open problem is whether and how the techniques proposed in this paper can be extended to higher dimensional spaces.

Acknowledgments. The authors would like to thank Pankaj K. Agarwal for helpful discussions in early phases of this work.

References

1. P. Afshani, P.K. Agarwal, L. Arge, K.G. Larsen, and J.M. Phillips. (Approximate) uncertain skylines. In *Proc. of the 14th International Conference on Database Theory*, pages 186–196, 2011.
2. P.K. Agarwal, S.-W. Cheng, Y. Tao, and K. Yi. Indexing uncertain data. In *Proc. of the 28th Symposium on Principles of Database Systems*, pages 137–146, 2009.
3. P.K. Agarwal, A. Efrat, S. Sankararaman, and W. Zhang. Nearest-neighbor searching under uncertainty. In *Proc. of the 31st Symposium on Principles of Database Systems*, pages 225–236, 2012.
4. F. Aurenhammer and R. Klein. Voronoi Diagram, in *Handbook of Computational Geometry*, J.-R Sack and J. Urrutia (eds.), chapter 8, pages 201–290. Elsevier, Amsterdam, the Netherlands, 2000.
5. G. Beskales, M.A. Soliman, and I.F. Ilyas. Efficient search for the top- k probable nearest neighbors in uncertain databases. In *Proc. of the VLDB Endowment*, pages 326–339, 2008.

6. B. Chazelle. An algorithm for segment-dragging and its implementation. *Algorithmica*, 3(1–4):205–221, 1988.
7. R. Cheng, J. Chen, M. Mokbel, and C.-Y. Chow. Probabilistic verifiers: Evaluating constrained nearest-neighbor queries over uncertain data. In *Proc. of the 24th International Conference on Data Engineering*, pages 973–982, 2008.
8. R. Cheng, L. Chen, J. Chen, and X. Xie. Evaluating probability threshold k-nearest-neighbor queries over uncertain data. In *Proc. of the 12th International Conference on Extending Database Technology: Advances in Database Technology*, pages 672–683, 2009.
9. R. Cheng, X. Xie, M.L. Yiu, J. Chen, and L. Sun. UV-diagram: a Voronoi diagram for uncertain data. In *Proc. of the 26th International Conference on Data Engineering*, pages 796–807, 2010.
10. K.L. Clarkson. Nearest-Neighbor Searching and Metric Space Dimensions, in *Nearest-Neighbor Methods in Learning and Vision: Theory and Practice*, G. Shakhnarovich, T. Darrell and P. Indyk, (eds.), chapter 2. MIT Press, Cambridge, MA, 2006.
11. T. Cormen, C. Leiserson, R. Rivest, and C. Stein. *Introduction to Algorithms*. MIT Press, 3rd edition, 2009.
12. G. Cormode and A. McGregor. Approximation algorithms for clustering uncertain data. In *Proc. of the 27th Symposium on Principles of Database Systems*, pages 191–200, 2008.
13. M. de Berg, O. Cheong, M. van Kreveld, and M. Overmars. *Computational Geometry — Algorithms and Applications*. Springer-Verlag, Berlin, 3rd edition, 2008.
14. R. Durier and C. Michelot. Geometrical properties of the Fermat-Weber problem. *European Journal of Operational Research*, 20:332–343, 1985.
15. L. Guibas, J. Hershberger, and J. Snoeyink. Compact interval trees: A data structure for convex hulls. *International Journal of Computational Geometry and Applications*, 1(1):1–22, 1991.
16. H.-P. Kriegel, P. Kunath, and M. Renz. Probabilistic nearest-neighbor query on uncertain objects. In *Proc. of the 12th International Conference on Database Systems for Advanced Applications*, pages 337–348, 2007.
17. H. Li, H. Lu, B. Huang, and Z. Huang. Two ellipse-based pruning methods for group nearest neighbor queries. In *Proc. of the 13th Annual ACM International Workshop on Geographic Information Systems*, pages 192–199, 2005.
18. Y. Li, F. Li, K. Yi, B. Yao, and Min Wang. Flexible aggregate similarity search. In *Proc. of the 2011 ACM SIGMOD International Conference on Management of Data*, pages 1009–1020, 2011.
19. V. Ljosa and A.K. Singh. APLA: Indexing arbitrary probability distributions. In *Proc. of the 23rd International Conference on Data Engineering*, pages 946–955, 2007.
20. Y. Luo, H. Chen, K. Furuse, and N. Ohbo. Efficient methods in finding aggregate nearest neighbor by projection-based filtering. In *Proc. of the 12nd International Conference on Computational Science and its Applications*, pages 821–833, 2007.
21. D. Papadias, Q. Shen, Y. Tao, and K. Mouratidis. Group nearest neighbor queries. In *Proc. of the 20th International Conference on Data Engineering*, pages 301–312, 2004.
22. D. Papadias, Y. Tao, K. Mouratidis, and C.K. Hui. Aggregate nearest neighbor queries in spatial databases. *ACM Transactions on Database Systems*, 30:529–576, 2005.
23. J. Pei, B. Jiang, X. Lin, and Y. Yuan. Probabilistic skylines on uncertain data. In *Proc. of the 33rd International Conference on Very Large Databases*, pages 15–26, 2007.
24. Y. Qi, S. Singh, R. Shah, and S. Prabhakar. Indexing probabilistic nearest-neighbor threshold queries. In *Proc. of QDB/MUD*, pages 87–102, 2008.
25. M. Sharifzadeh and C. Shahabi. VoR-Tree: R-trees with Voronoi diagrams for efficient processing of spatial nearest neighbor queries. In *Proc. of the VLDB Endowment*, pages 1231–1242, 2010.
26. M.L. Yiu, N. Mamoulis, and D. Papadias. Aggregate nearest neighbor queries in road networks. *IEEE Transactions on Knowledge and Data Engineering*, 17:820–833, 2005.
27. S.M. Yuen, Y. Tao, X. Xiao, J. Pei, and D. Zhang. Superseding nearest neighbor search on uncertain spatial databases. *IEEE Transactions on Knowledge and Data Engineering*, 22:1041–1055, 2010.