

The *Fermi* LAT view of Cygnus: a laboratory to understand cosmic-ray acceleration and transport

L. Tibaldo^{a,1}, I.A. Grenier^{b,2}, on behalf of the *Fermi* LAT collaboration

^aKIPAC – SLAC National Accelerator Laboratory, 2575 Sand Hill Rd. MS 29, Menlo Park, CA 94025, USA

^bLaboratoire AIM, CEA-IRFU/CNRS/Université Paris Diderot, Service d'Astrophysique, CEA Saclay, 91191 Gif sur Yvette, France.

Abstract

Cygnus X is a conspicuous massive-star forming region in the Local Arm of the Galaxy at ~ 1.4 kpc from the solar system. γ -ray observations can be used to trace cosmic rays (CRs) interacting with the ambient interstellar gas and low-energy radiation fields. Using the Fermi Large Area Telescope (LAT) we have discovered the presence of a 50-pc wide cocoon of freshly-accelerated CRs in the region bounded by the ionization fronts from the young stellar clusters. On the other hand, the LAT data show that the CR population averaged over the whole Cygnus complex on a scale of ~ 400 pc is similar to that found in the interstellar space near the Sun. These results confirm the long-standing hypothesis that massive star-forming regions host CR factories and shed a new light on the early phases of CR life in such a turbulent environment.

Keywords: cosmic rays, gamma rays, acceleration of particles, open clusters and associations

PACS: 98.20.Af, 98.70.Rz, 98.70.Sa

1. Introduction

Cosmic rays (CRs) are one of the most intriguing puzzles of the last century Physics. It is strongly advocated that Galactic CRs are accelerated by supernova remnants (SNRs), which are energetic and numerous enough to sustain the CR population directly measured near the Earth [1]. A plausible mechanism for CR acceleration in SNRs is provided by non-linear diffusive shock acceleration. The presence of high-energy electrons in SNRs is undoubtedly demonstrated by their multiwavelength spectrum. On the other hand, the acceleration of nuclei is an elusive phenomenon, which, from the observational point of view, so far is supported mainly by the impact of efficient ion acceleration on the thermohydrodynamics of the shockwaves, as inferred

from X-ray observations, and from the spectral shape of γ -ray emission [e.g. 2].

The isotopic abundances measured for CRs indicate that $\sim 20\%$ of the material is synthesized by Wolf-Rayet (WR) stars 100 kyr before the acceleration [3]. WR stars represent an evolutionary stage of massive OB stars, and the latter cluster in space and time within the so-called OB associations. Additionally, $\sim 80\%$ of SNRs originate from the gravitational collapse of a massive-star core, therefore often inside an OB association. All these considerations have given credence to the hypothesis that at least part of the CRs are accelerated by the repeated action of shockwaves from massive stellar winds and SNRs inside massive stellar clusters.

The propagation of high-energy CRs in the interstellar space is often described in terms of diffusion by magnetohydrodynamic turbulence with the possible inclusion of convection and reacceleration [4]. While propagating, CRs loose their energy through many different interaction processes. Electromagnetic radiation arising from such interactions is the only probe we have

Email addresses: ltibaldo@slac.stanford.edu (L. Tibaldo), isabelle.grenier@cea.fr (I.A. Grenier)

¹Formerly: Dipartimento di Fisica e Astronomia “G. Galilei”, Università di Padova and INFN – Sezione di Padova, Italy.

²Member of Institut Universitaire de France.

of CR properties in the Galaxy beyond direct measurements performed in the solar system. Interstellar γ -ray emission is produced by CR interactions with the interstellar medium, via nucleon-nucleon inelastic collisions and electron Bremsstrahlung, and with the low-energy interstellar radiation fields via inverse-Compton (IC) scattering by electrons.

The intermediate steps, i.e. the escape of CRs from their sources and the early propagation in the surrounding medium, have escaped observations so far. Massive stars generate intense radiation, powerful winds and explosions which alter their neighborhood and power fast shockwaves and strong supersonic turbulence. If part of the CRs are accelerated in regions of massive-star formation, this turbulent medium influences their evolution, e.g. through confinement and reacceleration phenomena counter-balanced by increased radiative losses.

The Cygnus X region is home to numerous massive stellar clusters [5] embedded in a complex of giant molecular clouds. Most of the molecular gas along the line of sight shows interactions with the stellar clusters, notably with Cyg OB2 at a distance of ~ 1.4 kpc [6]. At a comparable distance we find the SNR γ Cygni, e.g. [7], which appears as a potential CR accelerator. In addition, Milagro detected very high-energy γ -ray emission from the complex [8], pointing to the presence of enhanced CR densities.

In this paper we summarize the results of our analysis of two years of high-energy γ -ray observations of the Cygnus complex by the *Fermi* Large Area Telescope (LAT) [9]. The results, discussed in detail in [10, 11], reveal an unexpected scenario, where the low-density cavities blown by the massive stellar clusters form a cocoon for freshly-accelerated particles, whereas the CR population averaged over the whole complex is similar to that found in other more quiet segments of the Local Arm.

2. Data and Analysis

We analyzed the region at Galactic longitudes $72^\circ \leq l \leq 88^\circ$ and latitudes $-15^\circ \leq b \leq 15^\circ$. The multiwavelength data and analysis method are detailed in [11]: in this section we summarize the main features.

We have used γ -ray data from the first two years of observations by the *Fermi* LAT between 100 MeV and 100 GeV, applying tight rejection criteria to reduce the backgrounds due to charged CRs and the Earth's atmospheric emission. Below 1 GeV we accepted only γ -rays that converted into pairs in the thin section of the LAT tracker, to reduce the angular resolution degradation due to multiple Coulomb scattering.

The model described hereafter was fitted to the LAT data by a binned maximum likelihood procedure on a $0.125^\circ \times 0.125^\circ$ angular grid and independently for 10 energy bins spanning the whole energy range considered, using post-launch LAT instrument response functions.

Since the densities of the bulk of Galactic CRs are expected to vary only on scales larger than those of the gas clouds, we modeled interstellar γ -ray emission from their interactions as a linear combination of components traced by atomic hydrogen (H I) and CO (as a surrogate of molecular hydrogen, H₂) split along the line of sight to separate the Cygnus complex from the more distant Perseus and outer spiral arms, plus visual extinction residuals to take into account the neutral interstellar gas missed by these two tracers. We added an IC model calculated using the GALPROP code [4] and an isotropic component to account for the extragalactic diffuse γ -ray background and the residual background due to charged CR interactions in the LAT.

Below a few GeV the γ -ray emission from the region is dominated by the three bright pulsars J2021 + 3651, J2021 + 4026 and J2032 + 4127. To be more sensitive to interstellar structures, at energies < 10 GeV their emission was dimmed by excluding from the analysis photons detected in their periodic pulses in a circular region around each pulsar with a radius comparable to the LAT point-spread function (PSF) 95% containment as a function of energy.

Other sources from the 1FGL Catalog [12] either identified with, or associated with high-confidence to sources known from other wavelengths were included as well in the analysis model. We modeled γ -ray extended emission associated to the Cygnus Loop SNR as described in [13].

We detected significant γ -ray emission associated with the radio shell of the γ Cygni SNR and the very high-energy γ -ray source VER J2019+407 located on its rim. They were modeled using geometrical templates, namely a 0.5° disk for the radio shell of the SNR [14] and a Gaussian for VER J2019+407 [15].

Residuals remain unaccounted for after fitting this model, hereafter the background model, to the LAT data (Fig. 1B). The residuals peak toward the central star-forming region of Cygnus X. We modeled the excess as a Gaussian, obtaining as best-fit parameters $(l, b) = (79.6^\circ \pm 0.3^\circ, 1.4^\circ \pm 0.4^\circ)$ for the centroid and a radius of $2.0^\circ \pm 0.2^\circ$, with an improvement in the fit to the data above 1 GeV at the $\sim 10\sigma$ level. The hypothesis of extended emission provides a better fit to the data than an ensemble of discrete point sources. No spectral variations across the emission region could be detected [10].




Figure 1: A: 8 μm map of the Cygnus X region (MSX) showing emission from heated dust grains; massive OB stars (stars) and associations (circles) are outlined; the dashed circle shows the rim of the γ Cygni SNR; the brightest features in the map correspond to the photon-dominated regions delimiting the walls of the ionized cavities carved in the surrounding dense clouds by the intense UV light. B: γ -ray excess map at energies > 10 GeV (LAT, see text for details about the analysis). The LAT 68% point-spread function (PSF) is shown by the dashed circle in the upper corner. Edited from [10].

The residual emission (Fig. 1) extends from the Cyg OB2 stellar cluster to the γ Cygni SNR, peaking toward the most conspicuous clusters like Cyg OB2 itself and NGC 6910. However, it is more broadly distributed than any of these objects. It is unlikely that the broad γ -ray excess is produced by a wind nebula powered by PSR J2021+4026 (likely to be associated with the 7-kyr old γ Cygni SNR) or by PSR J2032+4127 (which is probably located behind Cygnus in the Perseus arm, [16]). We cannot rule out the presence of a wind nebula powered by a yet undiscovered pulsar, but the morphology of the γ -ray excess strongly suggests an interstellar origin. Indeed, the γ -ray excess is bounded by the photon-dominated regions, visible through dust emission at 8 μm . The excess closely follows the morphology of the ionized cavities formed by the boisterous winds of the numerous massive star clusters in Cygnus X, as in a cocoon.

3. A Cocoon of Freshly Accelerated Cosmic Rays in Cygnus X

The emission from the cocoon is hard and extends to 100 GeV. The cocoon overlaps the TeV source MGRO J2031+41 detected by Milagro. Those overlap as well the arcmin source TeV J2032+4130 detected by HEGRA and MAGIC. However, the flux measured by Milagro above 10 TeV exceeds the extrapolation of that measured by HEGRA at lower energies [8].

Ionized gas was not part of the background model. It can be traced by free-free emission in the microwave band. Adding an ionized gas template instead of the 2° Gaussian provides an equally good fit, but only at the expense of a hard spectrum, much harder than for the other gas phases (§ 4). It is consistent with that obtained with the Gaussian template [10, Fig. S7].

In Fig. 2 we compare the γ -ray spectrum of the cocoon with predictions based on the *local* CR spectrum, i.e. the CR spectrum in the interstellar space near the

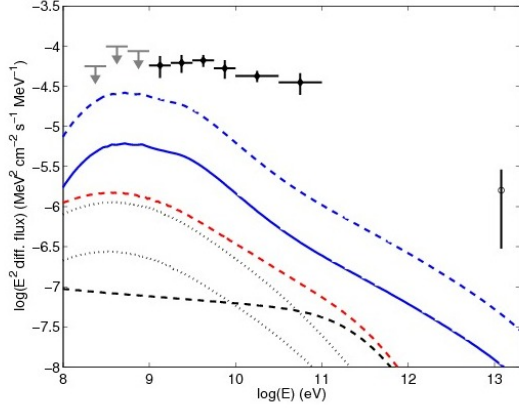


Figure 2: Spectral energy distribution of the cocoon (filled circles). Below 1 GeV 95% confidence-level upper limits. The empty circle gives the flux of MGRO J2031+41 subtracted by the flux of the compact source TeV J2032+4130 extrapolated at energies > 10 TeV [8]. The continuous (blue) line and upper dashed (blue) line show the spectrum expected from ionized gas illuminated by CRs with the local interstellar spectrum, assuming an effective electron density of $n_{\text{eff}} = 10 \text{ cm}^{-3}$ and 2 cm^{-3} , respectively, to calculate the ionized gas densities from free-free emission intensities. The intermediate (red) dashed line shows the total IC expected if CRs had the local interstellar spectrum across the Cygnus X region, including emission from the two major stellar clusters Cyg OB2 (upper –black– dotted line) and NGC 6910 (lower –black– dotted line), as well as from the enhanced optical and infrared radiation fields pervading the Cygnus X cavities (lower dashed line). From [10].

Earth inferred from direct CR measurements, γ -ray observations of nearby clouds and radio observations of synchrotron emission produced by CR electrons and positrons. Such predictions fail to reproduce the observed γ -ray spectrum. If we assume that the emission is purely hadronic we need to amplify the *local* proton and helium spectra by $(1.6 - 1.8) \times (E/10 \text{ GeV})^{0.3}$. If we assume that it is purely leptonic we need an amplification factor of $\sim 60 \times (E/10 \text{ GeV})^{0.5}$ for the *local* CR electron and positron spectrum. The hardness of the γ -ray spectrum points to freshly-accelerated particles since the lifetime of TeV electrons in the enhanced radiation environment of the cocoon is < 20 kyr and the escape time for > 0.1 TeV nuclei is < 50 kyr for the average Galactic diffusion coefficient.

The γ Cygni SNR is one of the potential sites where the young CRs might have been accelerated. The shockwave still shelters energetic particles shining in γ -rays. CR acceleration models (taking into account CR pressure and magnetic feedback) show that, based on the shockwave properties inferred from optical and X-ray observations, γ Cygni may have released protons up to

80–300 TeV and electrons up to 6–30 TeV at the end of the free-expansion phase approximately 5 kyr ago. If the dominant particle transport mechanism were diffusion, and the diffusion coefficient were similar to that in the Galaxy at large, particles released by γ Cygni at that time could fill the whole cocoon. Yet, there is no proof of a physical link between the SNR and the Cygnus X cavities. Moreover, the anisotropy of the particle release with respect to the remnant (Fig. 1), as well as the comparable extension of the γ -ray emission at different energies, would point to an advection-dominated scenario instead of diffusive transport, but there is no proof either that the shockwave breaks free on its western rim adjacent to the cocoon. In the absence of advection the short diffusion lengths expected from the high magnetic turbulence level in the Cygnus X region could rule out the young γ Cygni remnant as the only source of energetic particles in the cocoon.

Superbubbles created by the collective action of SNR and stellar wind shockwaves are considered as potential CR accelerators [e.g. 17, 18]. The few Myr old clusters in Cygnus X have had time to produce very few SNRs, if any. The total γ -ray luminosity of the cocoon above 1 GeV, $(9 \pm 2) \times 10^{27} \text{ W}$ at 1.4 kpc, however, represents only $\sim 0.03\%$ and $\sim 7\%$ of the mechanical power injected by stellar winds in Cygnus OB2 and NGC 6910, respectively. Wind-powered turbulence in the high-pressure gas within the cocoon, with a typical energy-containing scale of 10 pc, can efficiently confine and accelerate particles. With near-saturation turbulence and a regular magnetic field of 2 nT (in pressure balance with the gas) the particle energy distribution would peak at 10–100 GeV and potentially extend up to 150 TeV. For a typical dimension of ~ 50 pc the turbulence would scatter TeV particles for more than 100 kyr, in agreement with the timescale inferred from the lack of ^{59}Ni revealed by direct CR measurements [3].

4. The Cosmic Ray Content of the Cygnus Complex

A γ -ray excess revealed the presence of a cocoon of freshly-accelerated CRs over a scale of ~ 50 pc in the heart of Cygnus X. The average CR population of the whole Cygnus interstellar complex, over a scale of ~ 400 pc, was probed by the H I emissivity, i.e. the γ -ray emission rate per hydrogen atom, which is derived in the fit of the background model to the LAT data.

In Fig. 3 we compare the H I emissivity spectrum of the Cygnus complex with the model for the *local* interstellar spectrum that was shown to be in good agreement with LAT measurements of diffuse γ -ray emission from gas within 1 kpc from the Sun [19]. LAT data in-

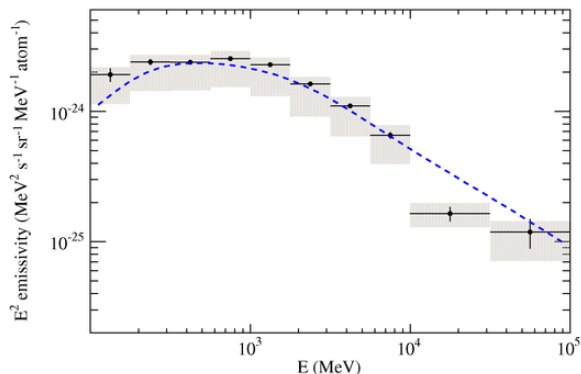


Figure 3: γ -ray emissivity per hydrogen atom averaged over the whole interstellar cloud complex of Cygnus. Points include statistical uncertainties only, whereas the dashed bands show the systematic uncertainties related to the H I column densities and to the LAT effective area. The dashed (blue) curve shows the model for the *local* interstellar spectrum consistent with LAT observations of nearby interstellar clouds [19]. From [11].

dicating that the CR population averaged over the whole Cygnus complex is similar within $\sim 20\%$ to that in the much more quiet solar neighborhood (the old Galactic CR population). No counterpart to the broad excess of γ -ray emission seen at energies > 10 TeV at $65^\circ \leq l \leq 85^\circ$ [8, 20] was detected by the LAT so far. Only the molecular clouds closer to the central star-forming region show a hint of a younger CR population from a slight spectral hardening at energies > 10 GeV [11, Fig. 12]. This points again to an efficient confinement of the particles inside the cocoon.

In Fig. 4 we broaden the view on the Galaxy at large by comparing the emissivity measurement in Cygnus with those in other regions of the local and outer Galaxy. In spite of the CR acceleration ongoing in Cygnus and of the steep decline in number of putative CR sources toward the outer Galaxy, there are no sizable variations of the CR densities traced by the interstellar γ -ray emission [see also 23].

Unless we invoke the presence of large amounts of missing gas in the outer Galaxy, models assuming a uniform CR diffusion throughout the Galaxy would require a very large propagation halo or the presence of unknown CR sources in the outer Galaxy to reproduce the LAT data [22]. On the other hand, the strong turbulence associated with the stellar clusters and CR acceleration can increase the diffusion coefficient perpendicular to the Galactic disk, hence make the escape of CRs faster and wash out the CR density around their sources [24].

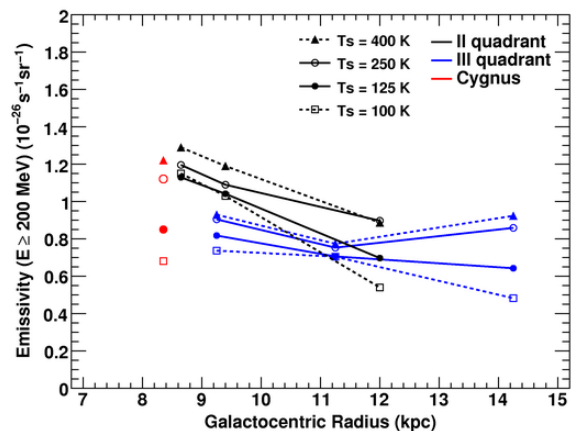


Figure 4: γ -ray emissivity of atomic hydrogen at energies > 200 MeV measured by the LAT in the Cygnus region (red or light gray), the second Galactic quadrant [21] (black) and the third Galactic quadrant [22] (blue or gray). Results are shown for different values of the H I spin temperature T_S , i.e. the parameter used to determine from radio observations the column densities of atomic hydrogen, which are currently the main source of uncertainty in this kind of measurement.

5. Summary

The *Fermi* LAT observations of Cygnus have added a few more pieces to the puzzle of Galactic CRs. The discovery of a cocoon of freshly-accelerated CRs in Cygnus X confirms the long-standing hypothesis that massive-star forming regions house particle accelerators. It provides an observational test case to study the escape of CRs from their sources and the impact of wind-powered turbulence on their early evolution. It also sheds a new light on the observation of TeV γ -ray emission from regions harboring massive stellar clusters [e.g. 25, 26, 27].

The similarity of the CR population averaged over the whole Cygnus complex to that in the rest of the Local Arm and in the outer Galaxy strengthens the discrepancy found between LAT observations and propagation models that predict a strong coupling over a scale of $\sim 1 - 2$ kpc between CR source densities and CR fluxes. Studies of *Fermi* γ -ray observations of massive star-forming complexes in the inner Galaxy are required to further investigate this issue.

Some of the usual assumptions concerning the injection and transport of CRs in the interstellar space are challenged by the current observations. Better understanding the propagation and interactions of CRs has important implications for the physics of the interstellar medium, hence for star formation, in the Milky Way,

as well as in other galaxies including starbusts. It is also a crucial prerequisite to look for any tracks of still unknown physical processes hidden in the sea of energetic particles filling the Universe, such as the products of decay or annihilation of dark-matter particles. All in all, the next century of CR Physics looks as exciting as the past one.

The *Fermi* LAT Collaboration acknowledges support from a number of agencies and institutes for both development and the operation of the LAT as well as scientific data analysis. These include NASA and DOE in the United States, CEA/Irfu and IN2P3/CNRS in France, ASI and INFN in Italy, MEXT, KEK, and JAXA in Japan, and the K. A. Wallenberg Foundation, the Swedish Research Council and the National Space Board in Sweden. Additional support from INAF in Italy and CNES in France for science analysis during the operations phase is also gratefully acknowledged.

References

- [1] V. L. Ginzburg S. I. Syrovatskii, The Origin of Cosmic Rays, 1964.
- [2] E. A. Helder, et al., Observational Signatures of Particle Acceleration in Supernova Remnants, *Space Sci. Rev.* (2012) 72.
- [3] W. R. Binns, et al., OB Associations, Wolf Rayet Stars, and the Origin of Galactic Cosmic Rays, *Space Sci. Rev.* 130 (2007) 439–449.
- [4] A. W. Strong, I. V. Moskalenko, V. S. Ptuskin, Cosmic-Ray Propagation and Interactions in the Galaxy, *Annual Review of Nuclear and Particle Science* 57 (2007) 285–327.
- [5] J. Le Duigou J. Knödseder, Characteristics of new star cluster candidates in the Cygnus area, *Astron. Astrophys.* 392 (2002) 869–884.
- [6] I. Negueruela, et al., New very massive stars in Cygnus OB2, *Astron. Astrophys.* 487 (2008) 575–581.
- [7] Y. Ladouceur S. Pineault, New perspectives on the supernova remnant G78.2+2.1, *Astron. Astrophys.* 490 (2008) 197–211.
- [8] A. A. Abdo, et al., Discovery of TeV Gamma-Ray Emission from the Cygnus Region of the Galaxy, *Astrophys. J. Lett.* 658 (2007) L33–L36.
- [9] W. B. Atwood, et al., The Large Area Telescope on the Fermi Gamma-Ray Space Telescope Mission, *Astrophys. J.* 697 (2009) 1071–1102.
- [10] M. Ackermann, et al., A Cocoon of Freshly Accelerated Cosmic Rays Detected by Fermi in the Cygnus Superbubble, *Science* 334 (2011) 1103.
- [11] M. Ackermann, et al., The cosmic-ray and gas content of the Cygnus region as measured in γ -rays by the Fermi Large Area Telescope, *Astron. Astrophys.* 538 (2012) A71.
- [12] A. A. Abdo, et al., Fermi Large Area Telescope First Source Catalog, *Astrophys. J. Suppl. S.* 188 (2010) 405–436.
- [13] H. Katagiri, et al., Fermi Large Area Telescope Observations of the Cygnus Loop Supernova Remnant, *Astrophys. J.* 741 (2011) 44.
- [14] D. A. Green, Galactic supernova remnants: an updated catalogue and some statistics., *Bulletin of the Astronomical Society of India* 32 (2004) 335–370.
- [15] A. Weinstein et al., The VERITAS Survey of the Cygnus Region of the Galactic Plane, *ArXiv e-prints*.
- [16] A. A. Abdo, et al., The First Fermi Large Area Telescope Catalog of Gamma-ray Pulsars, *Astrophys. J. Suppl. S.* 187 (2010) 460–494.
- [17] A. M. Bykov I. N. Toptygin, A Model of Particle Acceleration to High Energies by Multiple Supernova Explosions in OB Associations, *Astronomy Letters* 27 (2001) 625–633.
- [18] G. Ferrand A. Marcowith, On the shape of the spectrum of cosmic rays accelerated inside superbubbles, *Astron. Astrophys.* 510 (2010) A101+.
- [19] A. A. Abdo, et al., Fermi LAT Observation of Diffuse Gamma Rays Produced Through Interactions Between Local Interstellar Matter and High-energy Cosmic Rays, *Astrophys. J.* 703 (2009) 1249–1256.
- [20] A. A. Abdo, et al., A Measurement of the Spatial Distribution of Diffuse TeV Gamma-Ray Emission from the Galactic Plane with Milagro, *Astrophys. J.* 688 (2008) 1078–1083.
- [21] A. A. Abdo, et al., Fermi Observations of Cassiopeia and Cepheus: Diffuse Gamma-ray Emission in the Outer Galaxy, *Astrophys. J.* 710 (2010) 133–149.
- [22] M. Ackermann, et al., Constraints on the Cosmic-ray Density Gradient Beyond the Solar Circle from Fermi γ -ray Observations of the Third Galactic Quadrant, *Astrophys. J.* 726 (2011) 81.
- [23] M. Ackermann, et al., Fermi-LAT Observations of the Diffuse γ -Ray Emission: Implications for Cosmic Rays and the Interstellar Medium, *Astrophys. J.* 750 (2012) 3.
- [24] C. Evoli, et al., Common Solution to the Cosmic Ray Anisotropy and Gradient Problems, *Physical Review Letters* 108 (21) (2012) 211102.
- [25] F. Aharonian, et al., Discovery of very-high-energy γ -rays from the Galactic Centre ridge, *Nature* 439 (2006) 695–698.
- [26] F. Aharonian, et al., Detection of extended very-high-energy γ -ray emission towards the young stellar cluster Westerlund 2, *Astron. Astrophys.* 467 (2007) 1075–1080.
- [27] A. Abramowski, et al., Discovery of extended VHE γ -ray emission from the vicinity of the young massive stellar cluster Westerlund 1, *Astron. Astrophys.* 537 (2012) A114.