

Bond breaking and bond formation: how electron correlation is captured in many-body perturbation theory and density-functional theory

Fabio Caruso,¹ Daniel R. Rohr,^{2,1} Maria Hellgren,³ Xinguo Ren,¹ Patrick Rinke,¹ Angel Rubio,^{4,1,5} and Matthias Scheffler¹

¹*Fritz-Haber-Institut der Max-Planck-Gesellschaft, Faradayweg 4-6, D-14195 Berlin, Germany*

²*Department of Chemistry, Rice University, Houston, Texas 77005, USA*

³*SISSA, International School for Advanced Studies, via Bonomea 265, 34136 Trieste, Italy*

⁴*Nano-Bio Spectroscopy group and ETSF Scientific Development Centre, Universidad del País Vasco, CFM CSIC-UPV/EHU-MPC and DIPC, Av. Tolosa 72, E-20018 Donostia, Spain*

⁵*European Theoretical Spectroscopy Facility*

(Dated: February 21, 2022)

For the paradigmatic case of H_2 -dissociation we compare state-of-the-art many-body perturbation theory (MBPT) in the GW approximation and density-functional theory (DFT) in the exact-exchange plus random-phase approximation for the correlation energy (EX+cRPA). For an unbiased comparison and to prevent spurious starting point effects both approaches are iterated to *full* self-consistency (i.e. sc-RPA and sc- GW). The exchange-correlation diagrams in both approaches are topologically identical, but in sc-RPA they are evaluated with non-interacting and in sc- GW with interacting Green functions. This has a profound consequence for the dissociation region, where sc-RPA is superior to sc- GW . We argue that for a given diagrammatic expansion, sc-RPA outperforms sc- GW when it comes to bond-breaking. We attribute this to the difference in the correlation energy rather than the treatment of the kinetic energy.

First-principles electronic-structure calculations have become indispensable in many fields of science, because they yield atomistic insight and are complementary to purely experimental studies. Since the full many-body problem of interacting electrons and nuclei is intractable for all but the simplest systems, different strategies for approximate approaches have been developed over the years. The most prominent are density-functional theory (DFT) [1–3], many-body perturbation theory (MBPT) [4–6], coupled-cluster theory [7] and quantum Monte Carlo methods [8]. Each approach has its strengths and weaknesses in terms of accuracy, applicability, and computational efficiency and no consensus has been reached regarding the optimal approach for current and future challenges in electronic-structure theory. In this work we address the difference between DFT and MBPT for the total energy and ask the questions: Given a fixed set of diagrams for the electron-electron interaction, will the DFT and the MBPT framework give the same result? And if not, which one is better? To answer these questions we consider the paradigmatic case of H_2 dissociation. Other diatomic molecules are presented in the Supplemental Material.

In the past, DFT and MBPT have been compared directly in the exchange-only case [11]. In MBPT this corresponds to the Hartree-Fock approach, whereas in DFT a multiplicative Kohn-Sham (KS) potential is constructed by means of the optimized effective potential approach (OEP) [12]. As we will demonstrate in this Letter, the comparison between DFT and MBPT can be extended to encompass correlation using exact-exchange plus correlation in the random-phase approximation to DFT (EX+cRPA), [13–16] referred to as

$$\Phi[G] = -\frac{1}{2} \text{ (diagram)} - \frac{1}{4} \text{ (diagram)} - \frac{1}{6} \text{ (diagram)} - \dots$$

Figure 1. Φ functional for RPA and GW correlation energies (Eq. 8). The arrowed lines correspond to the interacting Green function G in GW , and the KS Green function G_s in RPA. Dashed lines denote the bare Coulomb interaction, and the minus sign of the prefactor comes from the rules for evaluating Feynman diagrams [9, 10].

RPA in the following, and the GW approach to MBPT [6, 17]. The exchange-correlation diagrams in both approaches are topologically identical (see Fig. 1), but in RPA they are evaluated with a non-interacting KS and in GW with an interacting Green function. To illustrate the impact of these differences we consider the bond-breaking/formation regimes in the binding curves of H_2 . To avoid starting point effects both approaches are iterated to self-consistency, which we denote as sc-RPA and sc- GW . The extension of this study to higher order correlation diagrams is, in principle, possible and will be pursued in future work. Here, we focus on sc-RPA and sc- GW as they provide the simplest (and currently only computationally tractable) way for more complex systems to compare density-functional and many-body theory.

Let us start with the ground-state total-energy expression for an interacting electron system obtained with the

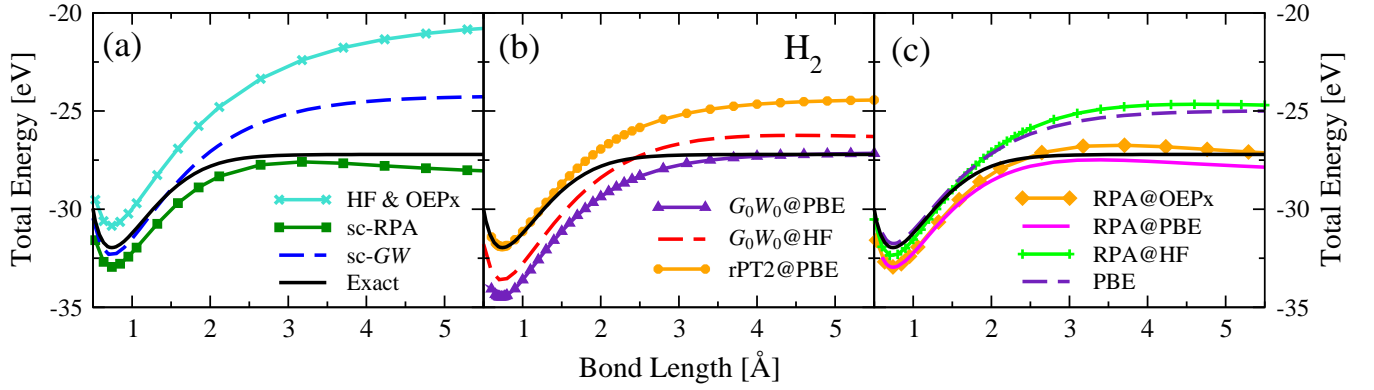


Figure 2. (Color online) Total energy (eV) of the H_2 molecule as a function of bond length (Å). Different flavors of GW and RPA are shown compared to PBE, rPT2 and accurate full configuration interaction calculations taken from Ref. [18]. Hartree-Fock (HF) and exact-exchange OEP (OEPx) are identical for H_2 and are included for comparison. All calculations were performed using a Gaussian cc-pVQZ [19] basis set.

adiabatic-connection (AC) technique (see e.g. Ref. [16]):

$$E = E_0 - \frac{1}{2} \int_0^1 d\lambda \int d\mathbf{r} d\mathbf{r}' v(\mathbf{r}, \mathbf{r}') \times \left[\int_0^\infty \frac{d\omega}{\pi} \chi_\lambda(\mathbf{r}, \mathbf{r}'; i\omega) + n(\mathbf{r}) \delta(\mathbf{r} - \mathbf{r}') \right] \quad (1)$$

$$= E_0 + \int_0^1 \frac{d\lambda}{\lambda} \int_0^\infty \frac{d\omega}{2\pi} \text{Tr} [\Sigma_\lambda(i\omega) G_\lambda(i\omega)] . \quad (2)$$

Here $v(\mathbf{r}, \mathbf{r}')$ is the Coulomb interaction, $\text{Tr}[AB]$ denotes $\int d\mathbf{r} d\mathbf{r}' A(\mathbf{r}, \mathbf{r}') B(\mathbf{r}', \mathbf{r})$ and $E_0 = T_s + E_H + E_{\text{ext}}$. T_s is the kinetic energy of the KS independent-particle system, E_H the Hartree and E_{ext} the external energy. Along the AC path (i.e. at each value of λ), the electron density $n(\mathbf{r})$ is assumed to be fixed at its physical value, and χ_λ , G_λ , and Σ_λ are the polarizability, the single-particle (time-ordered) Green function, and the self-energy, respectively. In the following we adopt the notation $G_s \equiv G_{\lambda=0}$ for the non-interacting KS Green function and $G \equiv G_{\lambda=1}$ for the fully interacting one.

The RPA for the total energy can be most conveniently introduced in Eq. 1 through the approximation $\chi_\lambda = \chi_s(1 - \lambda v \chi_s)^{-1}$, where $\chi_s = \chi_{\lambda=0} = -iG_s G_s$. Within this approximation, the integrand in Eq. 1 is assumed to depend on λ only through the scaled Coulomb interaction λv . Alternatively the RPA total energy can also be obtained through Eq. 2 by introducing the GW approximation for the proper self-energy [16, 20]:

$$\Sigma_\lambda^{GW}(\omega) = \int \frac{d\omega'}{2\pi} G_\lambda(\omega + \omega') W_\lambda(\omega') e^{i\omega' \eta}, \quad (3)$$

where $W_\lambda[G_\lambda] = \lambda v(1 + i\lambda v G_\lambda G_\lambda)^{-1}$ and η is a positive infinitesimal. The RPA total energy is retrieved by omitting the λ -dependence of G_λ , i.e. replacing G_λ by the KS non-interacting Green function $G_s = G_{\lambda=0}$ and W_λ by $W_s \equiv W_\lambda[G_s]$. Either way, the λ integration in Eqs. 1 or 2 can now be carried out, yielding the sum of

the exact-exchange energy E_x and the RPA correlation energy E_c^{RPA} , where:

$$E_c^{\text{RPA}} = \int_0^\infty \frac{d\omega}{2\pi} \text{Tr} [\ln(1 - \chi_s(i\omega)v) + \chi_s(i\omega)v] . \quad (4)$$

Combining Eqs. 1 and 4 allows us to express the RPA total energy functional as:

$$E^{\text{RPA}}[G_s] = T_s + E_{\text{ext}} + E_H + E_x + E_c^{\text{RPA}} . \quad (5)$$

We now come to the differences in the evaluation of the total energy in the context of KS-DFT and MBPT. In MBPT, the Green function G_λ represents an interacting electron system for $\lambda \neq 0$, and has to satisfy the Dyson equation:

$$G_\lambda^{-1} = G_s^{-1} - \Sigma_\lambda[G_\lambda] - v_{\text{ext}}^\lambda + v_{\text{ext}} + (1 - \lambda)v_H + v_{\text{xc}} \quad (6)$$

with v_{ext}^λ being the external potential of the λ -dependent system (chosen to keep the density fixed), and v_{xc} the exchange-correlation potential of the KS non-interacting particle reference system. Making use of Eqs. 3 and 6, the λ -integration in Eq. 2 can be carried out and one arrives at the following expression for the total energy

$$E = -E_H[G] + \Phi[G] - \frac{1}{2\pi} \int_{-\infty}^\infty d\omega \times \text{Tr} [(G_s^{-1}(i\omega) + v_{\text{xc}})G(i\omega) - 1 + \ln(G^{-1}(i\omega))] . \quad (7)$$

Details for the derivation of Eq. 7 can be found in the supplemental material [21]. In Eq. 7, the functional $\Phi[G]$ is defined as [9, 10]

$$\Phi[G] = \frac{1}{2\pi} \int_{-\infty}^\infty d\omega \sum_{n=1}^\infty \frac{1}{2n} \text{Tr} [\Sigma^{(n)}(i\omega)G(i\omega)] , \quad (8)$$

where $\Sigma^{(n)}$ is the sum of all self-energy diagrams that contain n explicit Coulomb interaction lines. We note

Table I. Total energies (in eV) of H₂ in the equilibrium geometry and deviation (Δ) from the exact reference.

	Exact [18]	sc-GW	sc-RPA	G_0W_0 @HF	G_0W_0 @PBE	RPA@HF	RPA@OEPx	RPA@PBE	rPT2@PBE	HF&OEPx
E_{tot}	-31.97	-32.33	-32.95	-33.58	-34.48	-32.38	-32.95	-32.95	-31.92	-30.88
Δ		0.36	0.98	1.61	2.51	0.41	0.98	0.98	-0.05	-1.09

that since $\Sigma = \delta\Phi/\delta G$, an approximation for Φ directly translates into a corresponding approximation for Σ . The diagrammatic representation of Φ in the GW approximation is illustrated in Fig. 1.

In the KS framework, the sc-RPA total energy is obtained by requiring G_s in Eq. 5 to satisfy the Dyson equation $G_s(i\omega) = (i\omega + \nabla^2/2 - v_{\text{ext}} - v_{\text{H}} - v_{\text{xc}}^{\text{RPA}})^{-1}$, where $v_{\text{xc}}^{\text{RPA}}$ is determined by the optimized effective potential equation (also known as the linearized Sham-Schlüter equation) [22, 23]:

$$G_s(\Sigma^{GW}[G_s] - v_{\text{xc}}^{\text{RPA}})G_s = 0. \quad (9)$$

Alternatively, the sc-RPA energy can be obtained by minimizing E^{RPA} in Eq. 5 with respect to the non-interacting input KS Green functions G_s .

Regarding the energy expression of Eq. 7 as a functional of G yields the well-known Klein functional [24]. This functional is stationary (i.e., $\delta E[G]/\delta G = 0$) at the self-consistent G of the Dyson equation [24]. It has further been shown [23, 25] that evaluating the Klein functional (using the GW approximation for Φ) with the KS reference Green function G_s one obtains the RPA total energy in Eq. 5 (see also the supplemental material [21]). This offers a second way to look at the difference between sc-RPA and sc-GW: the sc-RPA energy corresponds to a minimum of the Klein functional within a variational subspace of non-interacting KS Green functions, whereas the sc-GW total energy corresponds to a stationary point of the Klein functional in a larger variational space including both noninteracting and interacting Green functions. However, we emphasize that this stationary point is not necessarily a minimum [10, 24]. In practical calculations, the sc-GW total energy is actually above the sc-RPA energy as we will show in this Letter.

For a quantitative comparison between sc-GW and sc-RPA, we choose the Galitskii-Migdal (GM) formula [26] for the computation of the sc-GW total energy. At self-consistency, the GM formula coincides with the Klein functional (Eq. 7) – as for instance discussed in Refs. [25, 27, 28]. The GM formula can be expressed as [29]:

$$E^{GW}[G] = T + E_{\text{ext}} + E_{\text{H}} + E_{\text{x}} + E_{\text{c}}^{GW}, \quad (10)$$

where all terms on the right hand side of Eq. 10 are regarded as functionals of the Green function G . T is the kinetic energy of the interacting system and E_{c}^{GW} the so-called GW correlation energy defined as

$$E_{\text{c}}^{GW}[G] = \int_0^\infty \frac{d\omega}{2\pi} \text{Tr}\{G(i\omega)\Sigma_{\text{c}}^{GW}[G](i\omega)\}. \quad (11)$$

Here Σ_{c}^{GW} is the correlation part of the GW self-energy. The evaluation of Eq. 10 with a HF (PBE) Green function is referred to as G_0W_0 @HF (G_0W_0 @PBE) total energy.

An inspection of Eq. 4 and 11 reveals that the difference in the sc-GW correlation energy and the sc-RPA correlation energy is twofold. First, the sc-GW expression is evaluated with an interacting Green function as opposed to a Kohn-Sham one in sc-RPA. Second, the kinetic correlation energy – i.e., the difference between the full kinetic energy and that of the non-interacting KS system – are included in Eq. 4 through the coupling constant integration, whereas in sc-GW the correlation term is purely Coulombic. To facilitate a term-by-term comparison between sc-GW and sc-RPA total energies, we separate $E_{\text{c}}^{\text{RPA}}$ into the Coulomb correlation energy $U_{\text{c}}^{\text{RPA}}$ and the kinetic correlation energy $T_{\text{c}}^{\text{RPA}}$:

$$U_{\text{c}}^{\text{RPA}} = - \int_0^\infty \frac{d\omega}{2\pi} \text{Tr} \left[\sum_{n=2}^\infty (\chi_s(i\omega)v)^n \right] = E_{\text{c}}^{GW}[G_s] \quad (12)$$

and $T_{\text{c}}^{\text{RPA}} = E_{\text{c}}^{\text{RPA}} - U_{\text{c}}^{\text{RPA}}$. The kinetic energy in sc-RPA is then given by:

$$T^{\text{RPA}} = T_s + T_{\text{c}}^{\text{RPA}}. \quad (13)$$

With this reorganization of terms, the kinetic energy in sc-GW can be directly compared to T^{RPA} , and similarly E_{c}^{GW} to $U_{\text{c}}^{\text{RPA}}$. Now the only factor responsible for the difference in these different pairs of terms arises from the difference in the input Green functions used to evaluate them.

We determined the RPA correlation potential following the direct minimization scheme of Yang *et al.* [30]. The resulting orbitals and eigenvalues were used to evaluate the sc-RPA total energy from Eq. 5. We refer to a previous publication for details of the sc-RPA implementation [31]. The sc-GW method – based on the iterative solution of Eqs. 3 and 6 at $\lambda = 1$ – has been implemented in the all-electron localized basis code FHI-aims [32], as explained in more detail in Refs. [29, 33]. The sc-GW total energy was then obtained from Eq. 10.

We now turn to an assessment of sc-RPA and sc-GW for the potential energy curve of H₂. In the Supplemental Material, we also show data for other covalently bonded dimers, such as LiH and Li₂ [21]. In the following, we explicitly refer to non-self-consistent calculations by appending the suffix *@input* to label the Green function

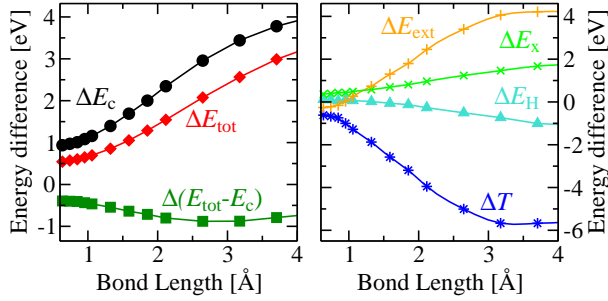


Figure 3. (Color online) Left panel: difference between the sc-GW and sc-RPA total energy (ΔE_{tot}), the correlation energy ($\Delta E_c = E_c^{\text{GW}} - U_c^{\text{RPA}}$) and the remaining terms ($\Delta(E_{\text{tot}} - E_c)$). Right panel: breakdown of the remaining term into the difference of the Hartree (ΔE_H), the external (ΔE_{ext}), the exchange (ΔE_x), and the kinetic energy (ΔT).

used as input. Figure 2 reports the total energy of H_2 for different flavors of GW and RPA. For comparison we reproduce the full configuration interaction (CI) potential energy curve of H_2 [18], that provides an exact reference for this system. We also report the total energy of H_2 evaluated from a beyond-GW/RPA approach that incorporates second-order screened exchange (SOSEX) and renormalized single-excitations in the self-energy [34], referred to in the following as renormalized second order perturbation theory (rPT2) [16, 35]. As reported previously [16, 36–38], non-self-consistent RPA overestimates the total energy of H_2 at the equilibrium bond length. Around the equilibrium distance, the RPA total energy based on exact exchange (OEPx) and sc-RPA are almost identical and overestimate the total energy by approximately 0.8 eV, compared to full-CI. At intermediate bond distances and in the dissociation region we see a lowering of the sc-RPA energy compared to RPA@OEPx. The spurious “bump” [16, 36], present in all RPA calculations for H_2 and other covalently bonded molecules, is reduced in sc-RPA but is still present. The total energy stays below the full-CI energy throughout, indicating a general overestimation of the bonding and dissociation regions.

In agreement with Stan *et al.* [39], sc-GW provides an accurate total energy for H_2 close to equilibrium. For the Galitskii-Migdal framework, self-consistency is crucial as G_0W_0 @HF and G_0W_0 @PBE largely overestimate the total energy. In contrast, the Klein functional evaluated with the HF Green function (RPA@HF) yields results similar to sc-GW. sc-RPA and sc-GW thus provide a qualitatively similar description of the energetics of the covalent bond of H_2 , which results in a slight overestimation of the total energy (see Table I). However, sc-GW is in better agreement with full-CI. Most interestingly, the sc-GW energy is higher than the sc-RPA one. This is in contrast to the exchange only case, in which the HF total energy is always lower than (or equal for a two electron system) the OEPx energy [12]. This is expected, as

HF is variational and the local potential in OEPx provides an additional constraint that increases the energy. Conversely, the total energy in sc-GW has to be higher than in sc-RPA, because the variational procedure yields a maximum at the self-consistent Green function [10, 24].

In the dissociation region, sc-RPA and sc-GW deviate markedly. For sc-RPA the dissociation energy is below the full-CI energy and is in rather good agreement with the reference. sc-GW, on the other hand, fails dramatically in the dissociation limit and with -24.5 eV underestimates the total energy considerably. On the plus side, sc-GW dissociates monotonically and therefore does not show the unphysical “bump” present in all RPA-based approaches. Again, both non-self-consistent G_0W_0 @HF and G_0W_0 @PBE energies give better agreement with the reference curve than sc-GW.

One could surmise that this qualitatively different behavior originates from the different treatment of the kinetic energies that we discussed earlier. Figure 3, however, shows that this is not the case. At equilibrium the kinetic energy in sc-GW differs only slightly from the sc-RPA kinetic energy defined in Eq. 13. This indicates that in the bonding regime the AC framework correctly reproduces the kinetic energy of an interacting system. At larger bond distances, the kinetic energy differs increasingly in the two approaches. However, this effect is averaged out by an opposing change in the external energy that arises from an increasing deviation in the electron densities. The same is observed for the Hartree and the exchange energy, although the absolute magnitude of the effect is smaller. The total energy difference between sc-GW and sc-RPA can be finally ascribed to the Coulomb correlation energy $\Delta E_c = E_c^{\text{GW}} - U_c^{\text{RPA}} = E_c^{\text{GW}}[G] - E_c^{\text{GW}}[G_s]$, as the left panel of Fig. 3 demonstrates. Close to equilibrium ΔE_c is of the order of 1 eV, but increases to approximately 4 eV at larger bond lengths. This illustrates that it matters decisively whether the correlation energy is evaluated with the interacting sc-GW or the non-interacting sc-RPA Green function.

Why the difference is so pronounced at dissociation is still an open question. A potential explanation can be found in the inverse dependence of the RPA Coulomb correlation energy on the gap between the highest occupied and the lowest unoccupied molecular orbital (HOMO and LUMO, respectively). This is exemplified by the right panel of Fig. 4, which shows the inverse of U_c as a function of the gap for a simplified two level system. The large value of U_c obtained from sc-RPA for H_2 at dissociation can therefore be traced back to the small HOMO-LUMO gap (left panel of Fig. 4) of the RPA Green function, as also illustrated in the Supplemental Material of Ref. 38. In contrast, due to the spatial non-locality of the self-energy, the HOMO-LUMO gap of the HF and GW Green functions is much larger at every given bond distance. This leads in turn to a smaller Coulomb cor-

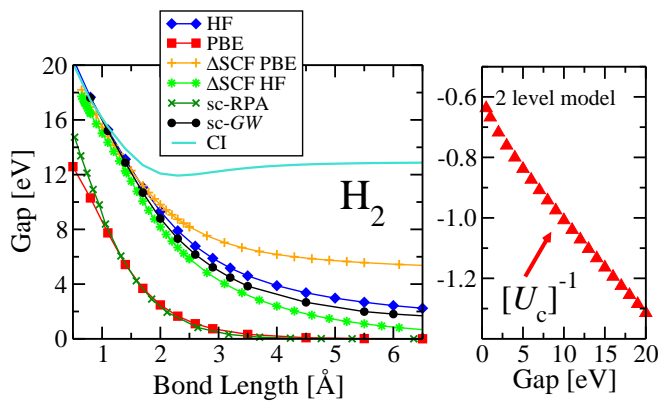


Figure 4. (Color online) Left panel: HOMO-LUMO gap extracted from the sc-GW spectral function and from HF, PBE, and sc-RPA eigenvalues. The HOMO-LUMO gap evaluated from PBE and HF total energy differences (Δ SCF) is included for comparison. Full configuration interaction (CI) calculation were done with a aug-cc-pVDZ basis set. Right panel: Inverse of the RPA Coulomb correlation energy U_c^{RPA} for a two-level model as a function of the HOMO-LUMO gap.

relation energy for sc-GW and HF-based perturbative methods.

In conclusion, we have compared MBPT in the GW approximation to DFT in the RPA. We found that the density functional description is superior at dissociation, yielding a total energy in qualitative agreement with the exact energy along the entire dissociation curve. These results illustrate how MBPT and DFT based approaches deal with multi-reference ground-states. We demonstrated that in a DFT-based framework the closure of the (KS) HOMO-LUMO gap is in part responsible for the improved description at dissociation, i.e., static correlation is better accounted for in sc-RPA, than in sc-GW. The same effect in Green function theory has to be achieved by the right (potentially infinite) set of diagrams. We conclude that static and local approximations of exchange-correlation potentials – as opposed to non-local, frequency dependent self-energy approximations – are more effective in describing the dissociation regime of covalently bonded molecules.

DRR gratefully acknowledges financial support from the German National Academy of Sciences – Leopoldina under grant number LPDS 2011-15. AR acknowledges support from the European Research Council (ERC-2010- AdG -267374), Spanish Grant (FIS2011- 65702-C02-01 and PIB2010US-00652), Grupos Consolidados del Gobierno Vasco (IT-319-07), and EC project CRONOS (280879-2).

[1] P. Hohenberg and W. Kohn, Phys. Rev. **136**, B864 (1964).

[2] W. Kohn and L. J. Sham, Phys. Rev. **140**, A1133 (1965).
 [3] R. M. Dreizler and E. K. U. Gross, *Density Functional Theory* (Springer, Berlin, 1990).
 [4] A. Szabo and N. S. Ostlund, *Modern Quantum Chemistry: Introduction to Advanced Electronic Structure Theory* (McGraw-Hill, New York, 1989).
 [5] A. L. Fetter and J. D. Walecka, *Quantum Theory of Many-Particle Systems* (Dover Publications, 2003).
 [6] L. Hedin, Phys. Rev. **139**, A796 (1965).
 [7] R. J. Bartlett and M. Musiał, Rev. Mod. Phys. **79**, 291 (2007).
 [8] W. M. C. Foulkes, L. Mitas, R. J. Needs, and G. Rajagopal, Rev. Mod. Phys. **73**, 33 (2001).
 [9] G. Baym and L. P. Kadanoff, Phys. Rev. **124**, 287 (1961).
 [10] J. M. Luttinger and J. C. Ward, Phys. Rev. **118**, 1417 (1960).
 [11] A. Görling and M. Ernzerhof, Phys. Rev. A **51**, 4501 (1995).
 [12] S. Kümmel and L. Kronik, Rev. Mod. Phys. **80**, 3 (2008).
 [13] D. Bohm and D. Pines, Phys. Rev. **92**, 609 (1953).
 [14] M. Gell-Mann and K. A. Brueckner, Phys. Rev. **106**, 364 (1957).
 [15] D. C. Langreth and J. P. Perdew, Phys. Rev. B **15**, 2884 (1977).
 [16] X. Ren, P. Rinke, C. Joas, and M. Scheffler, J. Mater. Sci. **47**, 21 (2012).
 [17] F. Aryasetiawan and O. Gunnarsson, Rep. Prog. Phys. **61**, 237 (1998).
 [18] L. Wolniewicz, J. Chem. Phys. **99**, 1851 (1993).
 [19] J. Thom H. Dunning, J. Chem. Phys. **90**, 1007 (1989).
 [20] Y. M. Niquet, M. Fuchs, and X. Gonze, Phys. Rev. A **68**, 032507 (2003).
 [21] See the supplemental material at [address](#).
 [22] L. J. Sham and M. Schlüter, Phys. Rev. Lett. **51**, 1888 (1983).
 [23] M. E. Casida, Phys. Rev. A **51**, 2005 (1995).
 [24] A. Klein, Phys. Rev. **121**, 950 (1961).
 [25] N. E. Dahlen, R. van Leeuwen, and U. von Barth, Phys. Rev. A **73**, 012511 (2006).
 [26] B. Holm and F. Aryasetiawan, Phys. Rev. B **62**, 4858 (2000).
 [27] G. Baym, Phys. Rev. **127**, 1391 (1962).
 [28] N. E. Dahlen and R. van Leeuwen, J. Chem. Phys. **122**, 164102 (2005).
 [29] F. Caruso, P. Rinke, X. Ren, M. Scheffler, and A. Rubio, Phys. Rev. B **86**, 081102(R) (2012).
 [30] W. Yang and Q. Wu, Phys. Rev. Lett. **89**, 143002 (2002).
 [31] M. Hellgren, D. R. Rohr, and E. K. U. Gross, J. Chem. Phys. **136**, 034106 (2012).
 [32] V. Blum, R. Gehrke, F. Hanke, P. Havu, V. Havu, X. Ren, K. Reuter, and M. Scheffler, Comp. Phys. Comm. **180**, 2175 (2009).
 [33] X. Ren, P. Rinke, V. Blum, J. Wieferink, A. Tkatchenko, S. Andrea, K. Reuter, V. Blum, and M. Scheffler, New J. Phys. **14**, 053020 (2012).
 [34] X. Ren, A. Tkatchenko, P. Rinke, and M. Scheffler, Phys. Rev. Lett. **106**, 153003 (2011).
 [35] X. Ren, P. Rinke, G. E. Scuseria, and M. Scheffler, in preparation.
 [36] M. Fuchs, Y.-M. Niquet, X. Gonze, and K. Burke, J. Chem. Phys. **122**, 094116 (2005).

- [37] T. M. Henderson and G. E. Scuseria, Mol. Phys. **108**, 2511 (2010).
- [38] A. Hesselmann and A. Görling, Phys. Rev. Lett. **106**, 093001 (2011).
- [39] A. Stan, N. E. Dahlen, and R. van Leeuwen, J. Chem. Phys. **130**, 114105 (2009).