

A new Kohn-Sham density functional based on microscopic nuclear and neutron matter equations of state.

M. Baldo*

Instituto Nazionale di Fisica Nucleare, Sezione di Catania, Via Santa Sofia 64, I-95123 Catania, Italy

L.M.Robledo†

Dep. Física Teórica (Módulo 15), Universidad Autónoma de Madrid, E-28049 Madrid, Spain

P. Schuck‡

Institut de Physique Nucléaire, CNRS, UMR8608, F-91406 Orsay, France

Université Paris-Sud, Orsay F-91505, France and

Laboratoire de Physique et Modélisation des Milieux Condensés, CNRS et Université Joseph Fourier, 25 Av. des Martyrs, BP 166, F-38042 Grenoble Cedex 9, France

X. Viñas§

Departament d'Estructura i Constituents de la Matèria and Institut de Ciències del Cosmos, Facultat de Física, Universitat de Barcelona, Diagonal 647, 08028 Barcelona, Spain

A new version of the Barcelona-Catania-Paris (BCP) energy functional is applied to a study of nuclear masses and other properties. The functional is largely based on calculated ab initio nuclear and neutron matter equations of state. Compared to typical Skyrme functionals having 10-12 parameters apart from spin-orbit and pairing terms, the new functional has only 2 or 3 adjusted parameters, fine tuning the nuclear matter binding energy and fixing the surface energy of finite nuclei. An energy rms value of 1.58 MeV is obtained from a fit of these three parameters to the 579 measured masses reported in the Audi and Wapstra 2003 compilation. This rms value compares favorably with the one obtained using other successful mean field theories, which range from 1.5 - 3.0 MeV for optimized Skyrme functionals and 0.7 - 3.0 for the Gogny functionals. The other properties that have been calculated and compared to experiment are nuclear radii, the giant monopole resonance, and spontaneous fission lifetimes.

I. INTRODUCTION

The physics of atomic nuclei and nuclear systems is very rich but extremely complicated to describe. It unites many of the toughest aspects of the quantum many body problem in a single spot. To name only a few, we can mention the existence of four different types of fermions (proton/neutron-spin up/down), the relevance of pairing and quartet correlations in the dynamics, or the role of the mean field approach as a first order approximation while quantum fluctuations are very important as a consequence of the smallness of nuclei. Moreover, the nucleon-nucleon (NN) force is very complicated with its hard core, tensor (dipolar) components and strong spin orbit interactions. It is remarkable that nuclear theory has nowadays mastered a great deal of those challenges and many of the experimental data are very well described either on a phenomenological basis, or, more rarely, with microscopic approaches. In this work we try to progress with the latter strategy.

Theories aiming towards a global description of low energy nuclear data always start with a mean field descrip-

tion and a semi-phenomenological nuclear energy density functional. In a recent paper [1], we proposed an approach slightly different from the usual for the establishment of a nuclear energy density functional. We tried to follow as much as possible the Kohn-Sham (KS) [2] Density Functional Theory (DFT), which is based on the Hohenberg-Kohn theorem [3], and is of common use, e.g., in atomic and molecular physics [4–9]. The KS method introduces a set of auxiliary single-particle states and takes for the kinetic energy the Slater form in this basis. In the KS method the energy density functional is written as a sum of two terms. One of them corresponds to the uncorrelated kinetic energy density plus the direct contribution derived from the underlying two body (Coulomb) interaction. The other piece contains an unknown term for the exchange and correlation energies. For a practical implementation of the method, the latter term has to be guessed and therefore many strategies have been developed along the years to describe different physical phenomena. A popular strategy in atomic and molecular physics is to use accurate theoretical calculations (mainly by Monte-Carlo techniques) as a function of the density in simplified models where finite size effects are neglected. The results of those calculations are used to make an educated guess of the unknown exchange and correlation part of the functional in the real system. In this way the minimization procedure gives Hartree-like equations for the single-particle states, where the poten-

* baldo@ct.infn.it

† luis.robledo@uam.es

‡ schuck@ipno.in2p3.fr

§ xavier@ecm.ub.es

tial part includes in an effective way the overall exchange and correlation contribution.

The application of the KS-DFT scheme to self-bound systems like atomic nuclei is not straightforward, because of the absence of an external confining potential. The usual procedure used with Skyrme functionals has been justified recently [10–12] by reformulating the problem in the “intrinsic” system.

In nuclear physics to build up the exchange and correlation contribution amounts to a detailed determination of the ground state of symmetric nuclear matter and of neutron matter to be used as a guide for finite nuclei energy density functionals. Accurate nuclear matter calculations are very complicated and not as much advanced as for electron systems of condensed matter. Nonetheless, in recent years, quite some progress has been achieved and we will build our KS-DFT approach on the equation of state (EOS) of Baldo et al., developed in Refs. [13–19], which is based on the well known hole line expansion. This EOS is calculated from realistic two body and three body interactions treated at the Brueckner Hartree-Fock level. It is compatible with phenomenological constraints coming from data of heavy ion reactions [19] as well as from the analysis of astrophysical observations [20, 21]. It is worth mentioning that only two works exist which tried to follow the same strategy as here, one by Fayans [22] and the other by Steiner et al [23]. However, they are based on a somewhat older EOS [24].

The functional obtained will be used to describe finite nuclei at the mean field level concentrating on the binding energy systematic. Therefore, it is important to include beyond mean field effects having a strong impact on binding energies and not present in nuclear matter. The most obvious one is the correlation energy associated to symmetry restoration that will be accounted for in the case of translational and rotational invariance.

A different approach to nuclear energy density functional (EDF) was developed on the basis of the chiral two- and three body forces [25–29]. The final form of the EDF contains a set of contact interactions, similar to the Skyrme functionals, with a corresponding set of about a dozen of parameters. This part is supplemented by a contribution coming from pion exchanges, which is non-local and treated through the density matrix expansion procedure. Preliminary calculations [29] on a selected set of nuclei show a slight improvement with respect to the standard Skyrme functionals and open a promising prospect for large-scale fitting procedures.

The reason for such an intense focus on an accurate theoretical description of bulk properties of nuclei all over the Nuclide Chart is discussed for instance in [30]: many physical scenarios involve neutron rich nuclei which are far from reach from an experimental point of view and therefore reliable theoretical predictions are the only possible option at present. The present status is that good agreement between different theoretical models is to be expected as long as we do not move towards the neutron drip line, a region of relevance in stellar nucleo-synthesis

processes. Therefore, a new model based on somewhat different ideas closer to the KS-DFT approach than the more traditional Skyrme-like EDF (inspired by contact central potentials), can help to clarify the uncertainties associated to present-day models.

In the present work, a KS approach based on the same microscopic bulk input as in [1] will be used for the particle-hole channel. However, we will be able to reduce the number of parameters by two without losing accuracy. As before, we will consider an additional bulk parameter for a precise adjustment of the numerically obtained E/A value. However, for the surface, we will reduce the number of parameters from three to one by the condition that, in infinite symmetric and infinite pure neutron matter, the strength parameters of the finite range term reproduce the coefficients of the quadratic terms of the bulk energy density obtained from the microscopic calculation. Therefore, no subtraction term in the finite range part as in [1] is necessary. The range r_0 of the surface term remains the only adjustable parameter, see the more detailed discussion below. Although there are, together with the strength of the spin-orbit term, three parameters in the particle-hole channel, we want to emphasize that the most relevant are the ones from bulk and surface. We stress this point, because it seems to us a reduction to two basic physical inputs to the binding energy of nuclei: energy per particle of infinite matter and surface energy! That this is possible is as much surprising as it is gratifying! It also should be mentioned that the adjustment of those two parameters is extremely sensitive: both have to be fine tuned to the order of 10^{-3} ! This sensitivity points to a well defined physical content of the parameters.

It should be pointed out, however, that KS-DFT addresses only the ground state and is, in principle, not tailored to describe excited states of the system. Nevertheless, we will also use it for the description of the Giant Monopole Resonances (GMR’s).

The paper is organized as follows: The following section is devoted to briefly recall our previous BCP functional. In the third section, the new energy density functional built up in this paper is discussed. The results obtained with this improved functional, that we will call BCPM (Barcelona-Catania-Paris-Madrid), are also presented in the same section. The predictive power of the BCPM functional regarding other observable such as charge radii, quadrupole and octupole deformations and fission barriers are discussed in the fourth section. The ability of the BCPM functional for describing the isoscalar giant monopole resonance is the subject of the fifth section. Finally, the summary and conclusions are given in the last section.

II. FORMER BCP FUNCTIONAL

The former BCP functional was proposed in Ref. [1]. This and subsequent refinements [31] are based on the

Kohn-Sham Density Functional Theory (KS-DFT) where the one body density $\rho(\mathbf{r})$ plays a central role. In the KS-DFT theory an auxiliary set of A orthonormal wave functions $\varphi_i(\mathbf{r})$, where A is the mass number, is introduced to express formally the density as if it were obtained from a Slater determinant as a sum of the product of single particle wave functions

$$\rho(\mathbf{r}) = \sum_i |\varphi_i(\mathbf{r})|^2,$$

with the φ 's determined from the minimization of the ground state energy. In condensed matter and atomic physics the energy density functional $E[\rho(\mathbf{r})]$ is usually split into two parts [2]:

$$E = T_0[\rho] + W[\rho].$$

The first piece $T_0[\rho]$ corresponds to the uncorrelated kinetic energy written in the usual manner as

$$T_0 = \frac{\hbar^2}{2m} \sum_i \int d\mathbf{r} |\nabla \varphi_i(\mathbf{r})|^2.$$

The other piece, $W[\rho]$, contains the potential energy and the correlated part of the kinetic energy. In the BCP family of functionals this part is given as the sum of spin-orbit energy, the Coulomb part and the nuclear energy term which depends on the neutron and proton densities ρ_n and ρ_p , respectively. In nuclear physics, contrary to the situation in condensed matter and atomic physics, the contribution of the spin-orbit interaction to the energy functional is very important. Non-local contributions have been included in DFT in several ways long ago (see Ref. [32] for a review of this topic). In line with this, we split the spin-orbit part into an uncorrelated part $E^{s.o.}$ plus a remainder not treated explicitly here. The form of the uncorrelated spin-orbit part is taken exactly as in typical Skyrme [33, 34] or Gogny forces [35, 36]. Another piece that we explicitly split off is the Coulomb part E_C . We treat this contribution at lowest order, i.e. the direct term plus the exchange contribution in the Slater approximation, that is

$$E_C^H = \frac{1}{2} \iint d\mathbf{r} d\mathbf{r}' \rho_p(\mathbf{r}) |\mathbf{r} - \mathbf{r}'|^{-1} \rho_p(\mathbf{r}'),$$

and

$$E_C^{ex} = -\frac{3}{4} \left(\frac{3}{\pi} \right)^{1/3} \int d\mathbf{r} \rho_p(\mathbf{r})^{4/3}$$

with $E_C = E_C^H + E_C^{ex}$.

The nuclear energy functional contribution $E_{int}[\rho_n, \rho_p]$ contains the nuclear potential energy as well as additional correlations. This contribution is divided into a finite range term $E_{int}^{FR}[\rho_n, \rho_p]$ to account for correct surface properties and a bulk correlation part $E_{int}^\infty[\rho_n, \rho_p]$ that we take from one of the most advanced microscopically determined EOS existing so far in the literature [13–19]

as mentioned before. Collecting all these contributions our final KS-DFT functional reads

$$E = T_0 + E^{s.o.} + E_{int}^\infty + E_{int}^{FR} + E_C. \quad (1)$$

The functional is supplemented by a density dependent pairing interaction and some beyond mean field corrections (see below).

One of the prominent results of our recent work within the KS-DFT BCP density functional scheme [1] was that, with a very reduced number of adjustable parameters to finite nuclei, rms values for binding energies and radii came out to be of the same quality as the ones of some Skyrme [33] or Gogny [36] functionals. The reduction of the number of parameters stemmed from the fact that, prior to a fit of the functional to nuclear masses, the bulk part of the functional E_{int}^∞ was adjusted to the microscopic EOS obtained in Refs. [13–19] by fitting polynomials in the total density $\rho = \rho_n + \rho_p$ to microscopic results in symmetric and pure neutron matter, followed by a quadratic interpolation in the asymmetry parameter $\beta = (\rho_n - \rho_p)/\rho$ between these two limits.

The curve obtained in the polynomial fit can be slightly changed without changing significantly the mean square deviation to the microscopic EOS. On the other hand, although the microscopic EOS is state-of-the-art, the uncertainties in the underlying interaction and the ones attributed to the approximations involved translate to minor uncertainties in the computed points of the microscopic EOS that will eventually lead to minor changes in the polynomial curve. We will exploit this limited freedom to produce polynomial fits with slightly different values of E/A at saturation (around $E/A=16$ MeV). The resulting EDFs are then used in the finite nuclei fit (see below) and the one leading to the smallest binding energy rms is chosen. Only changes of the order of a few hundred of KeV in E/A are considered.

The additional surface term in [1] was of the form

$$E_{int}^{FR}[\rho_n, \rho_p] = \frac{1}{2} \sum_{t,t'} \iint d\mathbf{r} d\mathbf{r}' \rho_t(\mathbf{r}) v_{t,t'}(\mathbf{r} - \mathbf{r}') \rho_{t'}(\mathbf{r}') \quad (2) \\ - \frac{1}{2} \sum_{t,t'} \gamma_{t,t'} \int d\mathbf{r} \rho_t(\mathbf{r}) \rho_{t'}(\mathbf{r})$$

where the index t is the label for neutron and proton, i.e. $t = n, p$, and $\gamma_{t,t'}$ the volume integral of $v_{t,t'}(r)$. The subtraction term was introduced not to contaminate the bulk part, determined from the microscopic infinite matter calculation. For the finite range form factor $v_{t,t'}(r)$ a simple Gaussian ansatz

$$v_{t,t'}(r) = V_{t,t'} e^{-r^2/r_0^2}$$

was made. The strength parameters were chosen to distinguish only between like and unlike particles, i.e.

$$V_{p,p} = V_{n,n} = V_L; V_{n,p} = V_{p,n} = V_U,$$

so that the finite range term contained three adjustable parameters: V_L, V_U , and r_0 . Together with the adjustment of the bulk and the spin-orbit strength, the functional in [1] has all in all five adjustable parameters, even though they are not all to be considered on the same level of significance. We will come back to these considerations later in the text where we also will show how to avoid the subtraction term in the finite range part of the energy.

In order to describe properly open shell nuclei one has to introduce pairing correlations. The formal way of including pairing within the DFT is also known since long from the generalization of the Hohenberg-Kohn theorem to paired systems [37]. In [1] we have introduced pairing in our functional through the BCS approach using a zero-range density dependent interaction adjusted to reproduce the neutron gaps of the Gogny force in symmetric nuclear matter with $m^* = m$ [38].

The free parameters of the energy density functional reported in [1] were fitted either to reproduce the binding energies of a few spherical nuclei or binding energies and charge radii of the same set of spherical nuclei. We called these functionals BCP1 or BCP2 (Barcelona-Catania-Paris), respectively. The predictive power of these functionals was illustrated by computing the binding energies and charge radii of 161 spherical nuclei between ^{16}Ne and ^{224}U . We found that the rms in energy and charge radii are similar to the ones obtained with successful mean-field models such as the Gogny D1S force [36], the Skyrme SLy4 interaction [33] and the relativistic mean field parametrization NL3 [39].

In subsequent publications we explored the properties of BCP1 and BCP2 in describing quadrupole and octupole deformation ground state properties, fission, excited octupole states, etc [40–42]. In dealing with deformed nuclei the most relevant beyond mean field effect, namely the rotational energy correction has been considered in an approximate way [43]. Also some other parametrizations of the functional based on fitting to the binding energy of deformed nuclei instead of the fitting to spherical nuclei, have been considered [31].

We would like to point out that for other energy density functionals, like the ones of the Skyrme, Gogny, or relativistic mean field type, the number of parameters seems much higher, typically more than ten. However, many of those parameters are implicitly used to get a reasonable nuclear matter and neutron matter equation of state. The advantage of our KS-DFT procedure is that one clearly separates the tasks of reproducing the nuclear matter EOS from the most prominent finite size effects, namely the surface and Coulomb energies and the spin-orbit potential.

III. IMPROVEMENTS OVER BCP AND RESULTS

A. New polynomial fitting

Following [1, 31] we write the bulk part of the energy density functional as

$$E_{int}^{\infty}[\rho_p, \rho_n] = \int d\mathbf{r} [P_s(\rho)(1 - \beta^2) + P_n(\rho)\beta^2]\rho, \quad (3)$$

where the interpolating polynomials for symmetric and pure neutron matter, $P_s(\rho)$ and $P_n(\rho)$ respectively, read

$$P_s(\rho) = \sum_{n=1}^5 a_n \left(\frac{\rho}{\rho_0} \right)^n \quad P_n(\rho) = \sum_{n=1}^5 b_n \left(\frac{\rho}{\rho_{0n}} \right)^n, \quad (4)$$

where the reference densities are $\rho_0 = 0.16 \text{ fm}^{-3}$ and $\rho_{0n} = 0.155 \text{ fm}^{-3}$, respectively.

As compared to the former version of the BCP energy density functional, the fit of the microscopic EOS has been redone in order to avoid some rather strong oscillatory behavior in the density-dependent incompressibility of the nuclear matter (see Section IV below) when plotted as a function of density. To cure this unwanted effect, the number of theoretical points is increased and a fifth order polynomial in the density is chosen for fitting the microscopic EOS in symmetric nuclear matter in a wider range of densities, up to 0.625 fm^{-3} , instead of the prescription given in [1], see also [31]. Furthermore special care has been paid to the smoothness not only of the fitted EOS but also of the density-dependent incompressibility. This has been achieved by considering only polynomial fits with smooth high order derivatives with respect to the density.

In Fig. 1 the microscopic EOS for nuclear and neutron matter as well as the corresponding polynomial fits are shown as function of the density. In the lower panel, the symmetry energy computed using the polynomial fits as a function of the density is also displayed. As discussed in [47], the low density behavior of the microscopic nuclear matter EOS has a characteristic trend, usually not reproduced by Skyrme and Gogny functionals (see also ref. [18, 31]), missing there quite a substantial part of binding.

Since we want to construct the KS-DFT functional on the basis of the microscopic calculations, the bulk part E_{int}^{∞} of the functional, directly related to a realistic EoS, is determined once and for all as in Eq. (3) together with the local density approximation. However, as mentioned before slightly different polynomial interpolations with different values of E/A at saturation have been considered to improve the finite nuclei results for the binding energies. The saturation density has been kept fixed at the nominal value of 0.16 fm^{-3} . For E/A at saturation we have explored the interval between 15.97 and 16.03 MeV in steps of 0.01 MeV. For each value of E/A the complete fitting process for finite nuclei has been performed (see below). The optimal value for the saturation

n	b_n	$a_n(E/A = 16)$	$a_n(E/A = 15.98)$
1	-34.972615	-73.292026	-73.382673
2	22.182307	49.964905	50.297798
3	-7.151756	-18.037601	-18.366734
4	1.790874	3.486176	3.608359
5	-0.169591	-0.243552	-0.258847

Table I. Parameters (in MeV) of the polynomial fits, $P_s(\rho) = \sum_n a_n(\rho/\rho_0)^n$ and $P_n(\rho) = \sum_n b_n(\rho/\rho_{0n})^n$ for symmetric and neutron matter, respectively. The reference densities are $\rho_0 = 0.16 \text{ fm}^{-3}$ and $\rho_{0n} = 0.155 \text{ fm}^{-3}$. Two sets of parameters for symmetric matter are given, they correspond to EOS with a minimum at the given values of E/A . The parameters are given with six digits, enough to obtain binding energies with an accuracy of a couple of eV. The value $\hbar^2 c^2/2M = 20.75 \text{ MeV}$ has been used.

energy per particle turns out to be 15.98 MeV. The fine tuning of E/A at saturation is to be expected because of the extreme sensitivity of the mass of heavy nuclei to this parameter. In addition, as the fine tuning involves finite nuclei calculations where the surface term is included it can be considered as a way to account for the coupling of volume and surface in finite nuclei.

The values of the coefficients of the fitted polynomials for neutron matter and for two choices of symmetric matter leading to slightly different values of E/A are reported in Table I. A nice feature of the coefficients a_n is that they follow a perfect linear dependence when plotted as a function of E/A and therefore the two sets of a_n values are enough to reproduce the whole range of E/A values considered with only *one* parameter.

As an aside, it may be important to mention that the density dependent part of the functional depends on integer powers of the density only. This is advantageous when trying to overcome the self-energy problem that plagues the use of theories beyond the mean field based on standard nuclear energy density functionals [45, 46].

B. Infinite matter properties

The pressure P and density-dependent incompressibility K in asymmetric nuclear matter are defined in terms of the energy density in asymmetric nuclear matter $\mathcal{H}(\rho, \beta)$ as [48]

$$P = \rho^2 \frac{\partial(\mathcal{H}/\rho)}{\partial \rho} = \rho \frac{\partial \mathcal{H}}{\partial \rho} - \mathcal{H}, \quad (5)$$

and

$$K = 9\rho \frac{\partial^2 \mathcal{H}}{\partial \rho^2} = 9\rho^2 \frac{\partial^2(\mathcal{H}/\rho)}{\partial \rho^2} + \frac{18}{\rho} P \quad (6)$$

For symmetric matter ($\beta = 0$) at saturation density the $K(\rho)$ just defined reduces to the well known incompressibility modulus $K_0 = 9\rho^2 \frac{\partial^2(\mathcal{H}/\rho)}{\partial \rho^2} \big|_{\rho=\rho_0}$ where ρ_0 is the

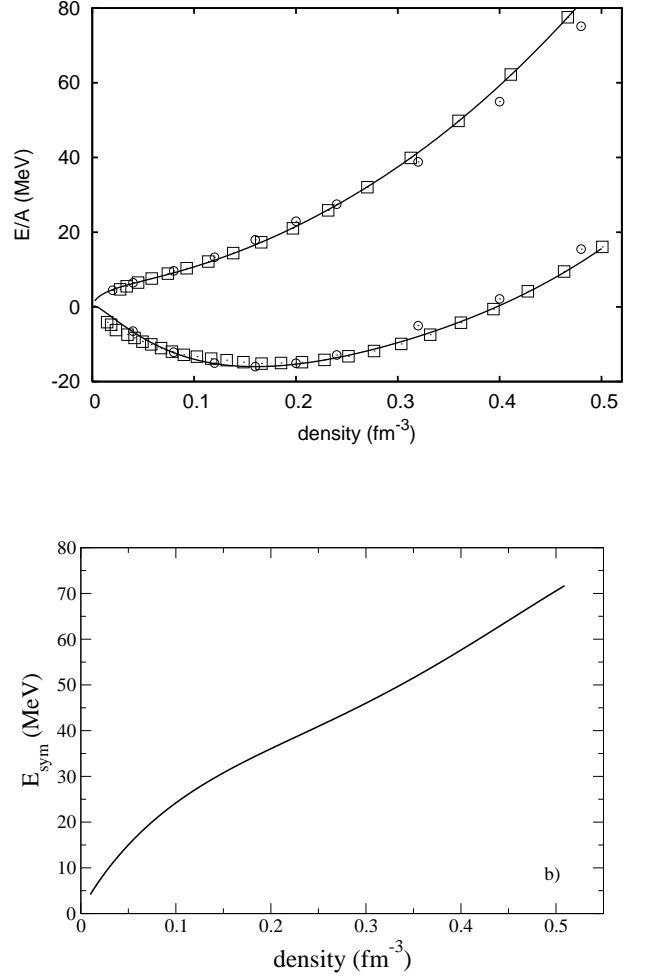


Figure 1. Upper panel: EOS of symmetric and neutron matter obtained by the microscopic calculation (squares) and the corresponding polynomial fits (solid lines). For comparison the microscopic EOS of Refs. [44] are also displayed by open circles. Lower panel: Symmetry energy obtained from the polynomial fits

saturation density. For later use, it will be convenient to introduce the coefficient K' connected to the so-called skewness coefficient [49] by

$$K' = -Q = -27\rho^3 \frac{\partial^3(\mathcal{H}/\rho)}{\partial \rho^3} \bigg|_{\rho=\rho_0}. \quad (7)$$

Other relevant quantities in asymmetric nuclear matter are the symmetry energy and its first and second derivatives with respect to the density which govern the isovector part of the nuclear interaction. The symmetry energy is defined as

$$E_{\text{sym}}(\rho) = \frac{1}{2} \frac{\partial^2}{\partial \beta^2} \left(\frac{\mathcal{H}}{\rho} \right) \bigg|_{\beta=0}. \quad (8)$$

At saturation density one defines the symmetry energy coefficient as $J = E_{\text{sym}}(\rho_0)$ and two coefficients more, L

and K_{sym} , directly related to the first and second derivatives of Eq. (8) with respect to the density at saturation, respectively

$$L = 3\rho \frac{\partial E_{sym}}{\partial \rho} \Big|_{\rho=\rho_0}, \quad K_{sym} = 9\rho^2 \frac{\partial^2 E_{sym}}{\partial \rho^2} \Big|_{\rho=\rho_0}. \quad (9)$$

The values of the incompressibility modulus K_0 and the coefficient K' defined in symmetric nuclear matter as well as the coefficients J , L and K_{sym} which are related to the symmetry energy are displayed in Table II.

The binding energy and the saturation density in nuclear matter are constrained by nuclear masses and electron scattering experimental data. The range of accepted values of the incompressibility modulus K_0 is constrained by the experimental excitation energies of the isoscalar giant monopole resonance in finite nuclei since the pioneering works of Bohigas and collaborators [50] and Blaizot [51]. However, different estimates of K_0 using different mean-field models predict slightly different values for this coefficient. Recently, a value $K_0 = 230 \pm 30$ MeV has been proposed [52] as a compromise among the different available estimates. The value of the symmetry energy coefficient J , that dictates the isospin dependence of the nuclear interaction, is constrained by experimental data on heavy-ion collisions, pigmy dipole resonances and analog states. A range $30 \leq J \leq 35$ MeV has been recently proposed for this coefficient [53]. The density content of the symmetry energy is a relevant physical quantity related with many phenomena not only in terrestrial nuclei but also in neutron stars. Since the celebrated correlation established by Brown [54] between the slope of the symmetry energy and the neutron skin in ^{208}Pb , a considerable effort has been devoted to constrain the L parameter from available data. Antiprotonic atoms, nuclear masses, heavy-ion collisions, giant and pigmy dipole resonances, proton-nucleus scattering as well as theoretical calculations using a microscopic interactions have been used to extract the L coefficient (see Ref. [55] and references therein). From a compilation of the existing data the range of values $L = 55 \pm 25$ MeV has been proposed [55, 56]. The other two coefficients that characterize asymmetric nuclear matter around saturation, namely K' and K_{sym} are more uncertain. An estimate $K' = 700 \pm 500$ MeV has been proposed in Ref. [52]. The curvature of the symmetry energy, K_{sym} , can be inferred from some non-relativistic [57] and relativistic [58] calculations in nuclear matter. From these results a range $-200 \leq K_{sym} \leq 150$ MeV can be inferred. As can be seen from a direct inspection of Table II, the nuclear matter properties of our BCPM energy density functional lie within the accepted ranges of values of the different nuclear matter quantities.

Table II. Infinite nuclear matter properties of BCPM. All the parameters, except ρ_0 (in fm^{-3}) and the dimensionless effective mass m/m^* , are given in MeV

B/A	ρ_0	m/m^*	J	L	K_0	K'	K_{sym}
-15.98	0.16	1.00	31.90	52.96	212.4	879.6	-96.75

C. Surface term strengths derived from nuclear matter data and spin-orbit contribution

In the new version of the functional the Gaussian form factors in the surface term are free to have different ranges depending on the isospin channel r_{0L} and r_{0U} introducing in this way a new parameter as compared to the old BCP1. However, the strengths V_L and V_U are now no longer considered as free parameters. They have been determined in such a way that the bulk limit of the surface term in Eq. (2), that is

$$\frac{1}{2} \sum_{t,t'} \gamma_{t,t'} \int d^3r \rho_t(\mathbf{r}) \rho_{t'}(\mathbf{r}),$$

reproduces the ρ^2 term of the bulk part of the energy density in Eq. (3). Therefore, no subtraction as in Eq. (2) is required. This procedure imposes the following relationships between the surface term strengths and the coefficients a_1 and b_1 of the polynomial fits of symmetric and neutron matter, respectively

$$V_L = \frac{2\tilde{b}_1}{\pi^{3/2} r_{0L}^3 \rho_0} \quad (10)$$

$$V_U = \frac{4a_1 - 2\tilde{b}_1}{\pi^{3/2} r_{0U}^3 \rho_0}. \quad (11)$$

Here r_{0L} and r_{0U} are the ranges of the Gaussian in the surface term, as defined above. The parameter \tilde{b}_1 , defined as $\tilde{b}_1 = b_1 \frac{\rho_0}{\rho_{0n}}$, has also been introduced to take into account the different reference densities for symmetric and neutron matter.

On the other hand, the spin-orbit strength does not need to be adjusted because the final result is nearly independent of it. The spin-orbit strength is fixed by the requirement to reproduce the magic numbers and therefore depends on the major shells energy separation. The latter is roughly speaking inversely proportional to the effective mass. The same dependence with the effective mass should hold for the spin-orbit strength. Therefore, we will take the value $W_{LS} = 90.5$ MeV which is consistent with BCPM's effective mass of one and the spin-orbit strength $W_{LS} = 130$ MeV of the Gogny force ($m^* = 0.7m$).

From the above discussion we conclude that the number of parameters in the surface term gets reduced from three to two, namely the r_{0L} and r_{0U} ranges. As mentioned, the spin-orbit strength W_{LS} is practically fixed from the beginning. On the other hand, as we will see

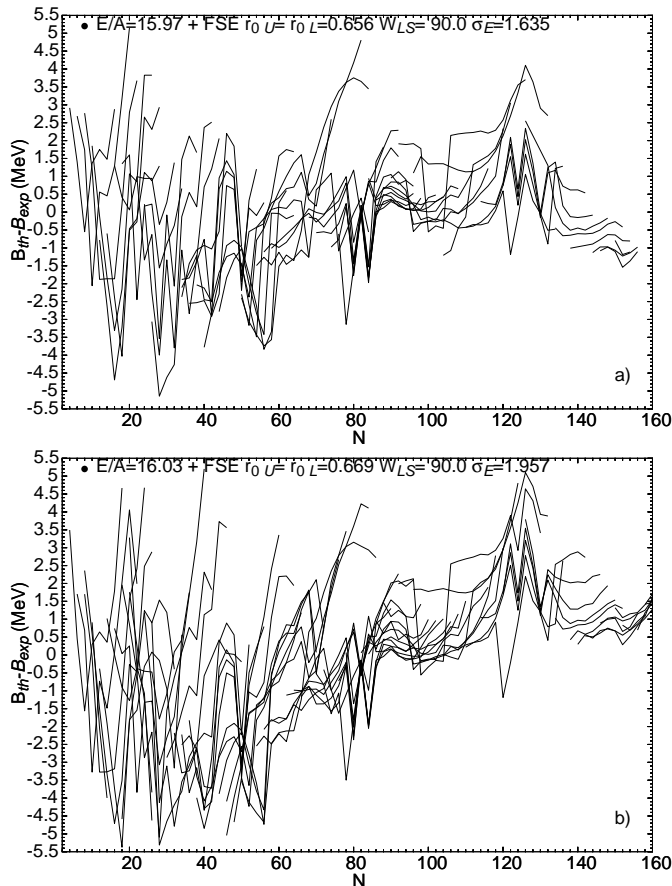


Figure 2. Binding energy differences $\Delta B = B_{th} - B_{exp}$ (in MeV) as a function of neutron number N for two choices of E/A , namely $E/A = 15.97$ in panel a) and $E/A = 16.03$ in panel b).

below, the actual fit allows for $r_{0L} = r_{0U} = r_0$ and, thus, one is left with one parameter only.

D. Fitting protocol for finite nuclei

Owing to the simplicity of the BCP energy density functional we are in the position to perform mass table evaluations on a personal computer in a reasonable amount of time (a few hours). Therefore we have decided to include in the fit not only the masses of spherical nuclei but also the ones corresponding to deformed ground states. The only limitation has been the restriction to even-even nuclei. In the fit we have searched for the values of the parameters that minimize the rms deviation for the binding energies

$$\sigma^2(E) = \frac{1}{N} \sum_{i=1}^N (B_{th}(i) - B_{exp}(i))^2$$

where the sum runs over the set of 579 even-even nuclei with known experimental binding energies, as given in the 2003 evaluation of Audi and Wapstra [67]. The

193 extrapolated binding energies included in Audi and Wapstra's work are excluded from our analysis, although we will use them to explore the quality of our fit. Finite nuclei properties are computed within the mean field framework provided by the well known Hartree-Fock-Bogoliubov (HFB) method [60]. The pairing interaction is the same as in the original formulation of the functional [1] but using the HFB instead of the BCS method.

E. Details of the HFB calculations

The HFB calculations have been restricted to axially symmetric solutions. The quasiparticle operators of the Bogoliubov canonical transformation have been expanded in a harmonic oscillator basis with a size (the number of shells) depending on the nuclei considered. For nuclei with $Z < 50$ we take a basis with eleven harmonic oscillator shells, for $50 < Z < 82$ we consider 13 shells and for $Z > 82$ a 15 shell basis is used. These bases are used in a set of constrained calculations providing the potential energy as a function of the quadrupole moment for each nucleus. The minima of the potential energy are used as starting wave functions for an unrestricted minimization. Once the minimum energy solution is found for each nucleus, an extrapolation to an infinite basis is performed in the spirit of Ref. [61]: the HFB equation is solved with an enlarged basis containing two extra shells and the infinite basis energy is obtained by the extrapolation formula $E(\infty) = 2E(N+2) - E(N)$ (N is the initial number of shells).

For the solution of the non-linear HFB equation, an approximate second order gradient method is used [62]. The information about the energy curvature reduces the number of iterations substantially as compared to other methods. As it is customary in this kind of calculations, the Coulomb exchange contribution is computed in the Slater approximation [63] and the Coulomb anti-pairing effect is not explicitly considered (see [64] for a discussion of this issue). The two body kinetic energy correction, which is typically considered as a way to correct for the lack of translational invariance of the whole procedure, has been taken into account with the pocket formula of Refs. [65, 66] as in previous versions of the BCP functional. In deformed nuclei the correlation energy stemming from symmetry restoration of the rotational invariance (the rotational energy correction) plays a relevant role. It rapidly changes from magic or semi-magic nuclei, where it is zero or very small, to strongly deformed mid-shell nuclei where it reaches values that can be as large as 6 or 7 MeV in heavy nuclei. This is a consequence of its almost linear dependence with quadrupole deformation and therefore its inclusion is relevant to describe masses all over the Nuclide Chart. The correct way to compute this quantity is by evaluating the angular momentum projected energy associated with each intrinsic state. This is a tremendous task that can fortunately be alleviated by considering an approximation

to the projected energy that is obtained in the spirit of the Topological Gaussian Overlap Approximation. This fully microscopic formula, which is similar to the rotational energy correction, can be easily evaluated at the mean field level and does not involve any phenomenological parameter (see Ref. [43] for details). Finally, as already mentioned, for the pairing part we have taken the density dependent zero range force of Ref. [38] that was devised to mimic the behavior of Gogny D1 pairing gap in nuclear matter. We have taken care of our effective mass equal to one by renormalizing the pairing force strength given in [38].

F. Determination of parameters

The three initial free parameters (i.e., the two ranges and spin-orbit) were at first considered in the fit but soon it became clear that the E/A value given by the polynomial fit should also be taken into account as a free parameter in the way we discussed above. Out of the four, it turns out that $\sigma(E)$ has a very smooth dependency on W_{LS} and the minimum value of $\sigma(E)$ was always obtained for spin orbit strength values around 90 MeV fm⁵. As explained before, this value is consistent with the value of 130 MeV fm⁵ used in Gogny D1S (the difference is related to the different effective masses which are $m^* = m$ for BCP and $m^* = 0.7m$ for Gogny D1S and therefore $0.7 \times 130 \approx 90$). Another relevant observation is that the binding energy difference $\Delta B = B_{th} - B_{Exp}$ shows a linear dependence with mass number A (which is sometimes masked by large fluctuations at low A) with a slope that is intimately related to the value of E/A for the bulk. It is almost zero for $E/A \approx 15.97$ and is clearly different from zero and positive for $E/A = 16.03$ as can be observed in Fig. 2. It turns out that the value $E/A = 15.98$ yields the lowest $\sigma(E)$ value. The final relevant observation is that $\sigma(E)$ depends sensitively on the values of r_{0L} and r_{0U} and an accuracy of one part in 5×10^3 is required to obtain reasonable values for that quantity. Systematic explorations with a reduced set of spherical nuclei shows that there are two sets of r_{0L} and r_{0U} values that lead to reasonable values of $\sigma(E)$, namely r_{0L} equal r_{0U} with values around 0.660 fm and r_{0L} taking values around 0.490 fm and r_{0U} around 1.050 fm. In the latter case, the value of r_{0U} is more critical than the r_{0L} value and it has to be kept at the value $r_{0U} = 1.046$ fm leaving only one free parameter to play, namely r_{0L} . Although the values of $\sigma(E)$ (considering the 579 nuclei) obtained by minimizing with respect to r_{0L} and r_{0U} in the neighborhood of the two possibilities $r_{0L} = r_{0U} \approx 0.660$ fm and $r_{0L} \approx 0.490$ fm and $r_{0U} = 1.046$ fm are similar, the first choice produces a ΔB plot that looks smoother than the second and therefore we will from now on restrict ourselves to the first choice. We have considered $r_{0L} = r_{0U}$ values in the interval between 0.650 fm and 0.670 fm in steps of 0.002 fm except for the interval bracketing the minimum where a step of 0.001 fm has been

considered.

After all these considerations, and having carried out a large set of mass table calculations to validate our choice, we arrive to the conclusion that $E/A = 15.98$ MeV, $W_{LS} = 90.5$ MeV fm⁵, and $r_{0U} = r_{0L} = 0.659$ fm is the best choice leading to a $\sigma(E)$ value of 1.58 MeV for the set of 579 nuclei considered in the fit. In the following, as already mentioned, we will denote the new set of parameters as the BCPM functional.

Regarding the smallness of the range parameter one should remember that even for a zero range force the surface energy is not zero, due to the surface spread of the quantum single particle wave functions. Therefore, it only needs very little extra smearing of the density via a finite range force to get to the experimental value of the surface energy. To quantify this statement, we have calculated the surface energy provided by the BCPM functional using the self-consistent Extended Thomas-Fermi approach including \hbar^2 corrections (ETF- \hbar^2) [68]. According to this reference, the HF surface energy can be estimated by renormalizing the Weizsäcker term in the semi-classical kinetic energy density. We have obtained the renormalizing factor from a fit to earlier exact HF calculations (using BCP1 and BCP2 functionals [40]). In this way we estimate the HF surface energy associated with the BCPM functional to be 17.68 MeV.

In panel a) of Fig. 3 we present the ΔB quantities for the 579 nuclei with measured masses as a function of neutron number. The first noticeable conclusion is that, as expected, the agreement with experimental data is much better for heavy nuclei than for light ones. A more quantitative assessment is obtained by looking at $\sigma(E)$ for different sets of nuclei: taking into account nuclei with $A > 40$ (536 nuclei) the $\sigma(E)$ for the energy gets reduced to 1.51 MeV and for the remaining 43 nuclei with $A < 40$ it increases up to 2.31 MeV. When only nuclei with $A > 80$ (452) are considered a $\sigma(E)$ value of 1.34 MeV is obtained. A glance at the plot reveals that those figures are consistent: for heavy nuclei the fluctuations around zero are of small amplitude whereas for light nuclei the fluctuations lead to discrepancies as high as 5.5 MeV in the upper side or -5 MeV in the lower one. We also observe strong deviations around magic neutron numbers $N = 82$ and $N = 126$. In the lower panel of Fig. 3 we have plotted the ΔB for those 193 nuclei obtained by extrapolation in the Audi and Wapstra compilation. We observe a very good reproduction of the binding energies for $N \approx 150$ but as N decreases strong deviations from the extrapolations are observed. For the 193 nuclei we obtain $\sigma(E) = 2.34$ MeV which deviates quite a lot from the nominal value of 1.58 MeV. However, the value for $A > 80$ nuclei (146 nuclei) is 1.65 MeV which is much closer to our reference value. For $A < 80$ (47 nuclei) we get $\sigma(E) = 3.76$ MeV. The discrepancies can be partly attributed to deficiencies in the extrapolation.

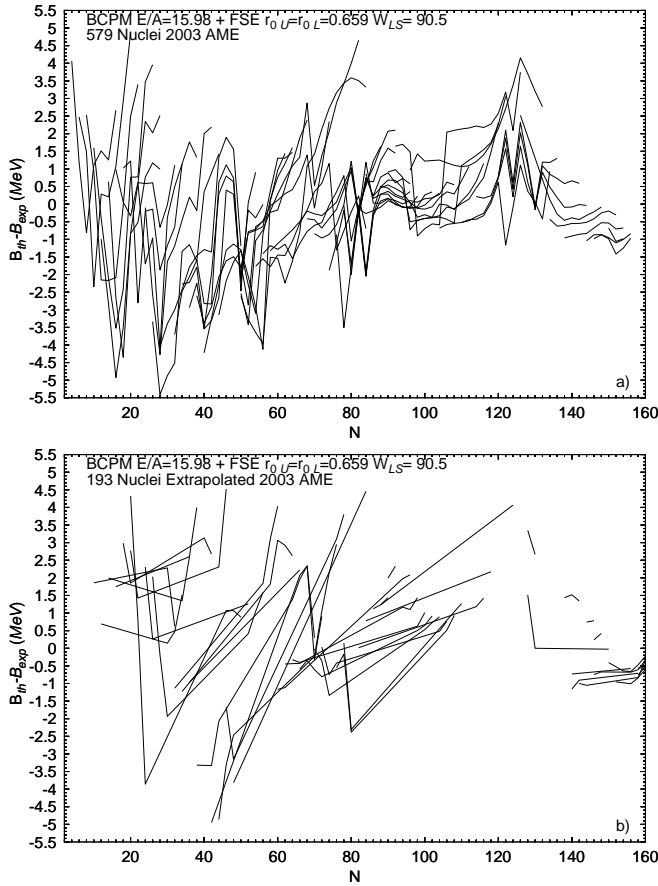


Figure 3. In panel a), the binding energy difference $\Delta B = B_{th} - B_{exp}$ (in MeV) is plotted with our optimal set of parameters (BCPM) for the 579 nuclei of Audi's AME 2003 as a function of neutron number N . Points corresponding to the same isotope are connected by straight lines. In panel b), the same quantity is plotted but this time for the extra set of 193 nuclei in Audi's compilation with "experimental" values obtained from extrapolation and/or systematic.

G. Variance of the parameters

In order to assess in a more quantitative way the variance of the parameters we have performed three sets of calculations. In the first, the values of E/A and W_{LS} have been kept and different choices for $r_{0L} = r_{0U}$ have been made. The results are summarized in Table III where we observe how a change of 0.003 fm in the $r_{0U} = r_{0L}$ values (a 0.5 % change) modifies the $\sigma(E)$ values by more than 40 % from 1.58 MeV to 2.16 MeV for $r_{0U} = r_{0L} = 0.662$ fm (2.23 MeV for $r_{0U} = r_{0L} = 0.656$ fm). It is also worth mentioning that the $\sigma(E)$ value for $A < 40$ remains essentially constant as a function of $r_{0L} = r_{0U}$ indicating a high degree of randomness in ΔB for light nuclei that points to a clear deficiency of the mean field theory to describe such light systems. On the other hand, for heavier nuclei with $A > 40$ there is a definite parabolic structure with the minimum centered around $r_{0U} = r_{0L} = 0.659$ fm. For $A \geq 80$ the $\sigma(E)$ value

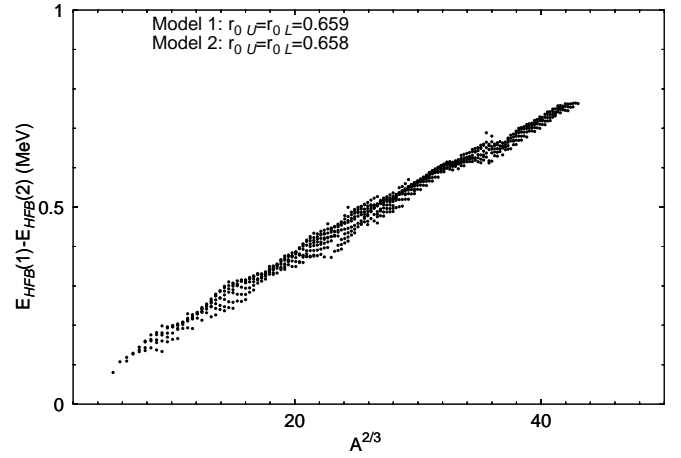


Figure 4. HFB energy difference computed with $r_{0L} = r_{0U} = 0.659$ fm and $r_{0L} = r_{0U} = 0.658$ as a function of $A^{2/3}$.

at the minimum gets reduced to 1.35 MeV in agreement with the smaller values of ΔB observed for heavy nuclei. On the other hand, the $A < 80$ $\sigma(E)$ values seem to favor smaller values of $r_{0U} = r_{0L}$ but the gain does not seem to be very significant. From the values in the Table we can conclude that the use of different values of $r_{0U} = r_{0L}$ for different regions of the mass table is only marginally beneficial.

The sensitivity of $\sigma(E)$ to the value of $r_{0L} = r_{0U}$ parameter is a clear indication of the strong connection between this parameter and the contribution of the surface term to the binding energy. To clearly establish this connection we have plotted in Fig. 4 the difference in the HFB energies computed with $r_{0L} = r_{0U} = 0.659$ fm and $r_{0L} = r_{0U} = 0.658$ as a function of $A^{2/3}$. The figure shows a clear linear behavior that shows the connection between $r_{0L} = r_{0U}$ and the surface energy.

The sensitivity of $\sigma(E)$ to $r_{0L} = r_{0U}$ to the level of 0.5% should not be surprising as it is comparable to the sensitivity of the same quantity to some parameters of Gogny or Skyrme like functionals. For instance, the strength parameter t_3 of the density dependent part of the Gogny D1S EDF produces also strong variations of $\sigma(E)$, a change of 0.1 % in its value increases the $\sigma(E)$ by a factor of 2 (that is a 100 % change !). This is not a peculiarity of Gogny D1S as the same sensitivity is observed with Gogny D1M and should be present in any Skyrme with t_3 values of the order of 10^3 MeV or higher.

Keeping E/A constant and equal to its optimal value of 15.98 MeV and varying W_{LS} with $r_{0L} = r_{0U}$ values determined as to minimize $\sigma(E)$ leads to the results of Table IV. There we observe that changes of the order of 5% in W_{LS} lead to changes of the order of 6 % in $\sigma(E)$. This result clearly indicates that, as expected, the dependency of the masses on the spin-orbit strength is rather weak.

The second derivatives of the $\sigma(E)$ with respect to the parameters of the fit have been evaluated and their values

r_{0L}	$\sigma(E)$	$A \geq 40$	$A < 40$	$A \geq 80$	$A < 80$
0.656	2.23	2.22	2.35	2.27	2.11
0.657	1.91	1.87	2.32	1.84	2.11
0.658	1.68	1.62	2.31	1.52	2.16
0.659	1.58	1.51	2.31	1.35	2.23
0.660	1.65	1.58	2.33	1.40	2.33
0.661	1.85	1.82	2.35	1.64	2.45
0.662	2.16	2.14	2.40	2.02	2.61

Table III. Values of $\sigma(E)$ (MeV) for different values of r_{0L} (fm) in the $r_{0L} = r_{0L}$ case. The values of E/A and W_{LS} are fixed at the BCPM values of 15.98 MeV and 90.5 MeV fm⁵, respectively. Different columns correspond to different choices in the A values included in the evaluation of $\sigma(E)$. For $A \geq 40$ ($A \geq 80$) 536 (452) nuclei are included.

r_{0L} (fm)	W_{LS}	$\sigma(E)$	$\sigma(E)$ ($A \geq 80, 452$)	$\sigma(E)$ ($A < 80, 127$)
0.653	85.5	1.62	1.38	2.27
0.659	90.5	1.58	1.34	2.23
0.665	95.5	1.67	1.44	2.32

Table IV. Values of $\sigma(E)$ (in MeV) for different choices of W_{LS} (in MeV fm⁵) and at the fixed value $E/A = 15.98$ MeV. For each W_{LS} the values $r_{0L} = r_{0L}$ have been fixed to minimize $\sigma(E)$. The values in parenthesis following $\sigma(E)$ represent the number of nuclei used in the evaluation of $\sigma(E)$.

are given in Table V. By looking at the last row corresponding to the normalized variables we can read off how a 1% change in the corresponding value of the variables is going to modify the $\sigma(E)$ value at the minimum. For W_{LS} that 1% change will lead to a change of 0.16 MeV (the smallest), whereas for r_{0U} it will imply a change of 3.72 MeV (the largest). We conclude that the quality of our fit is more sensitive to r_{0U} than to r_{0L} . An eigenvalue analysis of the Hessian matrix for r_{0U} and r_{0L} shows that there is a nearly zero eigenvalue for those combinations satisfying $r_{0U} = -0.35r_{0L}$. This implies that r_{0U} and r_{0L} are not independent variables at least around their optimal values $r_{0U} = r_{0L} = 0.659$. The other eigenvalue is 4.17×10^4 and corresponds to the combination $r_{0U} = 2.9r_{0L}$.

Finally, in order to test the sensitivity of our procedure to changes in the degree of the polynomial fitting symmetric matter EoS, we have considered two alternative fits, one with a fourth order polynomial and another one with a sixth order one. The incompressibility coefficient K_0 in symmetric nuclear matter takes the value 238.55 MeV for $n = 4$ (n represents here the polynomial order) and 226.50 MeV in the $n = 6$ case. In both cases, the fine tuning of E/A at saturation gives a value of 15.98 MeV as in our final choice of $n=5$ for BCPM. The fit to finite nuclei with the corresponding functionals leads to slight modifications on the value of $r_0 \equiv r_{0,U} = r_{0,L}$ but the $\sigma(E)$ value at the minimum changes little. For $n = 4$ we get $\sigma(E) = 1.69$ MeV for $r_0 = 0.649$ fm and for $n = 6$

	$x=W_{LS}$	$x=W_{LS}$	$x=r_{0U}$	$x=r_{0L}$	$x=r_{0U}$
	$y=W_{LS}$	$y=r_{0L}$	$y=r_{0U}$	$y=r_{0L}$	$y=r_{0L}$
$\frac{\partial^2 \sigma(E)}{\partial x \partial y}$	0.195	-166.812	8.58×10^4	1.11×10^4	2.99×10^4
$\frac{\partial^2 \sigma(E)}{\partial x \partial y}$	0.16×10^4	-0.99×10^4	3.72×10^4	0.48×10^4	1.30×10^4

Table V. Values of the second derivative of $\sigma(E)$ (in MeV) with respect to the W_{LS} (in MeV fm⁵), r_{0U} (in fm) and r_{0L} (in fm) parameters. The last row is for the values corresponding to variables normalized to the value 1 for the parameters that minimize $\sigma(E)$.

we get $\sigma(E) = 1.64$ MeV for $r_0 = 0.654$ fm. Clearly, the performance of BCPM in reproducing binding energies does not depend in a significant way on the degree of the polynomial fitting symmetric matter.

H. Isotope chain analysis and role of quadrupole deformation

We would like to discuss the binding energy differences ΔB from a different perspective by looking at its behavior with neutron number for each isotopic chain considered. The quantity is plotted in Fig. 5. In each panel, values for the number of protons Z and the number of neutrons N_0 signaling the origin of the x axis are given. Perpendicular lines in the $\Delta B = 0$ horizontal lines indicate the location of magic neutron numbers. From this plot, we conclude that for medium mass and heavy nuclei the ΔB curves are rather flat as a function of N except for those Z values corresponding to magic numbers ($Z=50$ and 82) plus or minus two. For lighter nuclei the result is less certain but overall we can say that again values of Z of 38, 40 (not magic but a sub-shell closure) and $Z=28$ and 30 have larger values of ΔB than the other Z values. The impact on the $\sigma(E)$ can be significant. For instance, if nuclei with $Z=48, 50, 80$ and 82 are not included in the evaluation of $\sigma(E)$ its value goes down to 1.46 for 514 nuclei. Partial $\sigma(E)$ values corresponding to $A > 80$ go from 1.34 (452 nuclei) when all possible Z values are considered to 1.09 (387 nuclei) when the Z values indicated above are not considered. It is also observed that for neutron numbers equal to magic ones plus or minus two the binding energy difference ΔB always show peaks. The effect is reinforced when both proton and neutron numbers are magic, in such a way that the two nuclei with the largest ΔB values are ²⁰⁸Pb ($Z=82$) and ¹³⁰Cd ($Z=48$). Let us finally mention that the peculiarities of this figure are also observed for other forces like Gogny D1S [61, 69]. The origin of these findings is uncertain but probably has to do with dynamical correlations associated to shape and pairing degrees of freedom.

Another interesting piece of information is the contribution to $\sigma(E)$ according to the deformation of the nuclei. Of the 579 nuclei considered in the evaluation of $\sigma(E)$ there are 365 with a ground state deformation parameter β_2 greater, in absolute value, than 0.1 (a value that cor-

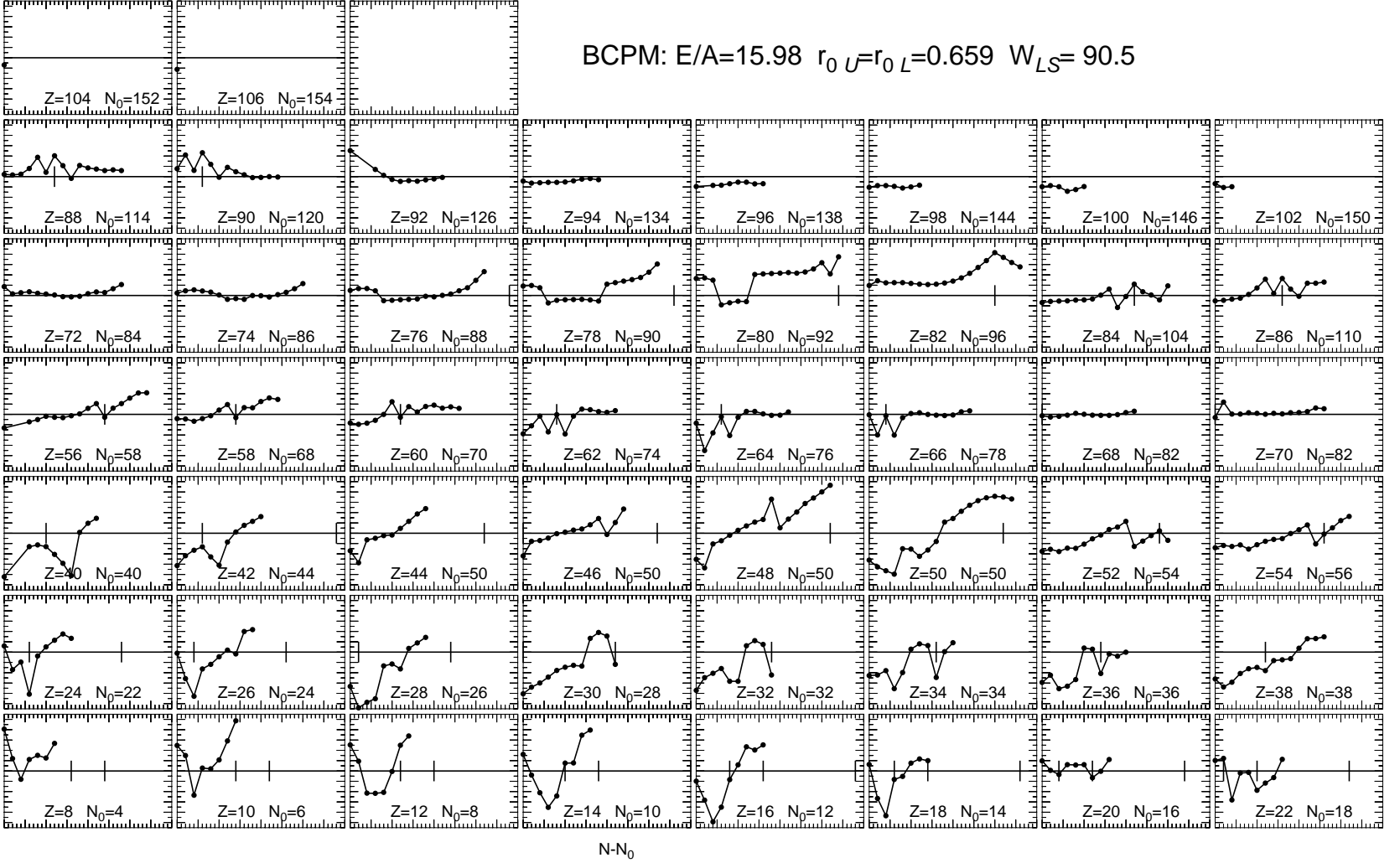


Figure 5. The binding energy difference $\Delta B = B_h - B_{\text{exp}}$ (MeV) is plotted as a function of the shifted (by N_0) neutron number $N-N_0$ for all the isotopic chains considered. The values of Z and the neutron number shift N_0 for each chain are given in the corresponding panel. The ordinate ΔB axis ranges from -5.5 MeV to 5.5 MeV with long ticks every 1 MeV. The $N-N_0$ axis spans a range of 40 units with long ticks every 5 units and short ones every 1 unit. In every panel, a horizontal line corresponding to $\Delta B = 0$ has been plotted to guide the eye. Additional perpendicular lines signaling the position of magic neutron numbers have also been included.

responds to a moderately deformed system). The $\sigma(E)$ value for those deformed systems gets reduced to 1.08 MeV whereas the complementary one corresponding to near spherical systems (214 nuclei) grows up to a value of 2.19 MeV. This result is in the line of recent claims that well deformed systems are described better by mean field models than the spherical ones [59]. The result is also consistent with the previous finding concerning the maximum values of ΔB for magic or semi-magic nuclei as those nuclei tend to have a nearly spherical ground state shape.

I. Comparison with other approaches

In Ref [70] the idea of using minimax fitting criteria instead of the more traditional rms ones is discussed. The authors considered the Chebyshev norm ϵ which is based on the maximum absolute value of the residuals $r_A = E_{\text{data}} - E_{\text{theory}}$. The object of the fit is to minimize ϵ . The result for SLy4 yields a value of 4.8 MeV with the six critical nuclei ^{20}Mg , ^{208}Pb (both over-bound), ^{60}Zn , ^{64}Ge and ^{250}Cm . We have not carried out a minimax refit of BCPM but we think the values of the largest residuals are worth to be presented. The nuclei with the largest negative r_A values are ^{56}Ni (-5.40 MeV), ^{32}S (-4.92 MeV), and some of their isotopes. In the positive side, we have ^{30}Ne (4.87), ^{130}Cd (4.65) and ^{208}Pb (4.15). In agreement with the results of [70] we note that most of the nuclei with large values of $|r_A|$ are magic or semi-magic nuclei.

To finish this subsection we would like to compare our results with those obtained with the different parametrizations of the Gogny force, namely D1S, D1N [71] and D1M [72]. The results for $\sigma(E)$ and the three parametrizations are given in Table VI. For the three parametrizations the values obtained with the raw HFB energies as well as those including the rotational energy correction (computed according to our procedure) are given. However, the numbers obtained in that way are not very fair in a comparison with BCPM's value because in two cases (D1S and D1N) the binding energies of a few spherical nuclei were used in the fit, and in the other, the binding energy includes quadrupole zero point energy corrections not taken into account in our calculations. Therefore, in order to provide with a number we can compare with BCPM's results we have allowed for a global energy shift of the binding energies with shift values obtained as to minimize the $\sigma(E)$ values (also given in the table). Both D1S and D1N were fitted to the binding energies of just a few spherical nuclei and therefore the impact of the rotational energy correction in the binding energy of deformed nuclei was not included. The effect of adding the rotational correction is noticeable bringing $\sigma(E)$ down from its original value of 3.48 (4.88) MeV to 2.15 (2.84) MeV for D1S (D1N). The additional phenomenological shift considered reduces the raw HFB $\sigma(E)$ value substantially in the two cases, but it barely affects the quantity including the rotational energy cor-

rection in the D1S case and reduces to a surprisingly good value of 1.45 MeV the D1N value. On the other hand, D1M is fitted to essentially all the experimentally known binding energies and both a rotational energy correction and a zero point energy correction associated to quadrupole fluctuations was considered for each nucleus [72]. The raw HFB value given in our table is therefore very large but the energy shift reduces substantially the $\sigma(E)$ value down to 2 MeV. When the rotational energy is included a substantial reduction in $\sigma(E)$ is observed. An additional energy shift (meant in this case to mock up the quadrupole zero point energy correction, a quantity which is not accessible with our computing resources) brings the $\sigma(E)$ values down to 1.45 MeV. However, this value is still far from the 0.7 MeV given in [72]. The discrepancy has to be attributed to the slightly different rotational energy corrections and the lack of quadrupole zero point energies in our calculation. The numbers obtained for D1M and D1N are close to the one of BCPM (1.58 MeV) when the same set of nuclei and beyond mean field effects are considered in all the cases. This fact raises the expectation that a BCPM functional fitted with quadrupole zero point energies (and eventually taking into account the correlation energy of dynamical parity restoration [73] and/or particle number symmetry) could lead to a much smaller value of $\sigma(E)$, well below 1 MeV.

Once our model has been established, it is convenient to summarize our procedure used in BCPM and to contrast it with the one of the more standard techniques employed with Skyrme or Gogny functionals. The main difference between the two methods resides in the way the bulk part of the functionals is treated. Within BCPM the latter is adjusted to results of microscopic G-matrix calculations (using a polynomial fit). Only a single parameter is fine tuned within 10^{-3} which is the energy per particle, E/A , at the minimum point. Only the remainder of the functional, which accounts for the in-homogeneity of the system, is fitted with two open parameters to the binding energies of nuclei. So in total there are three parameters which are adjusted to experimental data: E/A , a range parameter, and the strength of the spin-orbit term. On the other hand, in Skyrme or Gogny functionals, *all* parameters, bulk and finite size, typically of the order of twelve, are in general simultaneously adjusted to experiment, sometimes also to a mix of experiment and theoretical data as the neutron equation of state, for instance. We think the main advantage of our BCPM functional is this decoupling of parameters: those implicitly entering the polynomial fit are never used to fine tune the binding energy of finite nuclei exception made of E/A .

In Ref [70] a linear refitting procedure has been proposed to improve the rms deviation of binding energy differences of various Skyrme like EDF. The idea is to start from the parameters of those EDF and build up gradient and hessian information that is analyzed using singular value decomposition (SVD) techniques. From the SVD

analysis it is concluded that there are three linear combinations of parameters which are relevant: the most important is connected to the volume energy whereas the next two are linear combinations of surface and symmetry energy coefficients. By performing a refined fit using only those combinations a spectacular improvement of $\sigma(E)$ is obtained for SLy4 going from 3.3 MeV for the 579 even-even nuclei of the 2003 mass table to the value of 1.7 MeV. This result goes along our findings: once the set of parameters is close to reasonable values only the volume and surface terms (and eventually the symmetry energy) are relevant.

A comparison with Skyrme like EDFs is also possible, but given the large number of parametrizations available we will focus on some recent parametrizations quoted in Ref [30]. We first mention the UNEDF0 parametrization [74] that includes in the experimental data set to fit not only binding energies but also information on radii and pairing gaps. Special attention is paid also to reproduce nuclear matter properties at saturation. The fit includes data on both spherical and deformed even-even nuclei and gives an rms for the binding energy of 520 even-even nuclei of 1.45 MeV. This is a better value than the one given by BCPM but it is fairly close to it. As a consequence of the poor performance of UNEDF0 in describing fission barrier properties in the actinides (see [75] for the significance of fission and superdeformation data), a new parametrization denoted UNEDF1 was generated [76]. It includes extra data on fission barrier heights and fission isomer excitation energies of several actinides. The rms for the binding energy of 555 even-even nuclei given by the new parametrization is $\sigma(E) = 1.9$ MeV which is worse than the $\sigma(E)$ obtained by UNEDF0. In Ref. [77] a survey of Skyrme like parametrizations was performed. Several observables were included in the fit and several sets of parameters with different nuclear matter properties were considered. This is a completely different strategy from the one adopted here, but for the matter of comparison let us quote the rms value of 1.6 MeV for the binding energy of one of the parametrizations obtained, namely SV-min, using 513 experimental masses of even-even nuclei [78]. On the other hand, the most recent mass model produced by the Montreal-Brussels collaboration HFB-21 produces a $\sigma(E)$ of 0.58 MeV but for all even and odd A nuclei (2149 masses). This figure is obviously much better than the one by BCPM and other approaches discussed above but the number of nuclei considered is larger and also the mass model includes some phenomenological aspects not considered here.

J. Role of the low density part in the BCPM functional

One may wonder how significant is the detailed density behavior of the microscopic input below saturation. For instance the low density part gives more attraction than most of the more phenomenological mean field ap-

$\sigma(E)$	D1S	D1M	D1N
HFB	3.48	5.08	4.88
HFB+E _{ROT}	2.15	2.96	2.84
HFB + Shift	2.53 (2.4)	2.02 (4.7)	2.02 (4.5)
HFB+E _{ROT} +Shift	2.14 (0.2)	1.47 (2.6)	1.45 (2.4)

Table VI. The $\sigma(E)$ values (MeV) for the three parametrizations of the Gogny force D1S [36], D1M [72] and D1N [71] and for different kinds of theoretical calculations. For the row marked as HFB the theoretical binding energy corresponds to the raw mean field energy, in the one denoted HFB+E_{ROT} the rotational energy correction is also included. The last two rows correspond to the same theoretical set up as before but this time a global shift has been applied to the binding energy differences as to minimize the $\sigma(E)$ value. The values of the shift parameter (in MeV) for each situation are given in parenthesis.

proaches. It is not the purpose of this paper to investigate this question in detail here as it was already discussed in an earlier paper [18]. However, for a first test of the ingredients that make up our functional, we have analyzed the impact of considering instead of the full Equation of State (EOS) a parabolic approximation to it. The parabolic approximation is obtained from the series expansion of the microscopic EOS around saturation $E_{\text{Par}}(\rho) \approx E(\rho_0) + k(\rho - \rho_0)^2$. It has the obvious disadvantage of reaching a finite value at zero density, which is unphysical. In order to correct this unwanted behavior another quadratic approximation has also been considered, namely $E_{\text{Quad}} = \epsilon_1\rho + \epsilon_2\rho^2$. It goes to zero at zero density, and the two parameters are adjusted to have the correct minimum at saturation. As a consequence of the limited number of parameters, it is not possible to modify the curvature of $E(\rho)$ around saturation. In Fig. 6 we plot the three EOS considered as a function of density.

The finite nuclei results with the parabolic approximation turn out to be rather poor, probably as a consequence of the behavior at zero density. On the other hand, the quadratic approximation results turn out to be quite reasonable in spite of the $\sigma(E)$ value of around 10 MeV obtained without fitting the $r_{0L} = r_{0U}$ range parameters. This high value comes essentially from super-heavy nuclei (see below). If the range parameters are searched for to minimize the $\sigma(E)$ we obtain a much reduced value of 3.32 (see Fig. 7). The binding energy difference plot still shows the problems with the super-heavies mentioned above and we observe that the drop in the binding energy difference for neutron numbers in excess of 130 is completely different from the rest which looks rather reasonable. The behavior of the super-heavies may have to do with the fact that there is an extreme balance of Coulomb, surface and shell energies and any slight perturbation of the full solution may lead to a strong failure. In conclusion, we can say that a quadratic fit to the EOS may work reasonably well but for optimal numbers, the details of the microscopic density depen-

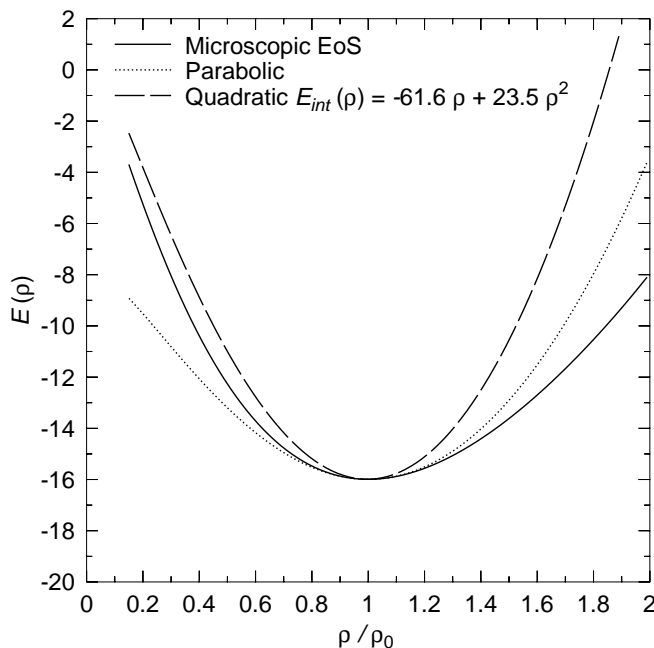


Figure 6. The different equations of state considered are plotted as a function of the density ρ in units of the saturation density, ρ_0 . The microscopic EOS is the one used to derive the BCPM functional (full line), whereas the parabolic one (dotted line) is the one obtained by a parabolic fit to the microscopic EOS at saturation. Finally, the quadratic EOS is given by the dashed line. In the legend the parameters of the quadratic EOS are shown.

dence of the EOS below saturation are important.

IV. PERFORMANCE OF THE NEW PARAMETRIZATION FOR OTHER QUANTITIES

Nuclear binding energies play an important role in the description of atomic nuclei but there are other relevant observables in nuclear dynamics and therefore any functional expected to become “universal” has to perform well also in the description of those quantities. We now discuss a couple of the most relevant ones.

A. Radii

The nuclear charge radius is a relevant observable connected to many other physical quantities. Experimentally, it can be accurately measured using electron scattering or other complementary techniques. Theoretically, already at the mean field level it is possible to obtain reasonable values for charge radii if the proton radius is taken into account. The charge radii for all even-even nuclei considered has been computed and compared to the experimental data published in Angeli’s compilation [79] except for some Sr and Zr isotopes where laser spec-

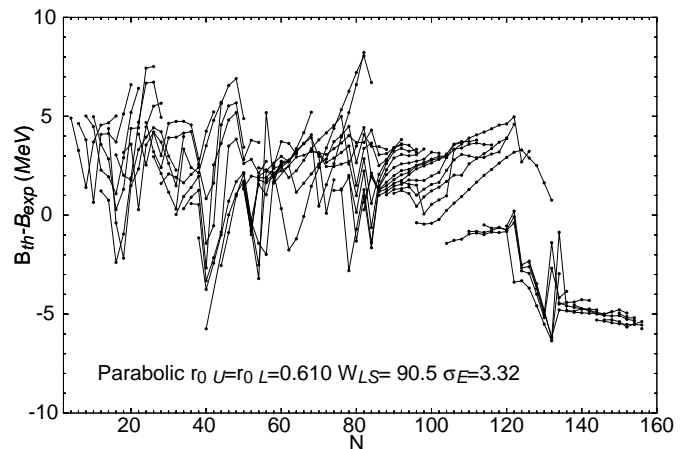


Figure 7. Binding energy differences $\Delta B = B_{th} - B_{Exp}$ (MeV) as a function of N obtained for the energy density functional corresponding to the quadratic approximation $E_{Quad} = \epsilon_1 \rho + \epsilon_2 \rho^2$.

troscopy results have been considered instead [80, 81]. The theoretical predictions (computed with a proton’s radius of 0.875 fm [82]) are confronted to the measured values of 313 even-even nuclei in panel a) of Fig. 8. A rms value of 0.027 fm is obtained, which is a quite reasonable number taking into account that the charge radius has not been considered in the fitting protocol. For comparison, the same quantity for the same nuclei computed with the Gogny D1S force (see panel b of Fig. 8) is 0.037 fm and 0.028 fm with the more recent parametrization D1M [72]. We notice that the largest contributions to the BCPM rms value come from the heaviest nuclei considered, where a strong deviation between theory and experiment is observed. Systematic deviations are also observed in nuclei around $N=40$, $N=60$ and $N=80$, which are regions of the Nuclide chart characterized by the phenomenon of shape coexistence. As for the binding energies, the deviations strongly fluctuate in light nuclei with $N < 40$. The same pattern is also observed for the Gogny D1S results, suggesting that the origin for the discrepancies is more likely connected with a poor description of the ground state than with deficiencies of the interactions. A comparison of the two plots reveals that a better figure for σ_R could be achieved in BCPM if an overall displacement would be performed, i.e. the theoretical values systematically underestimate the experimental values. It may be that size fluctuations (RPA correlations) bring the radii to their correct value as suggested in [83]. This is a task for the future.

B. Quadrupole and octupole deformations

The quadrupole deformation parameter of the ground state is another relevant parameter associated to low energy nuclear properties like 2^+ excitation energies or

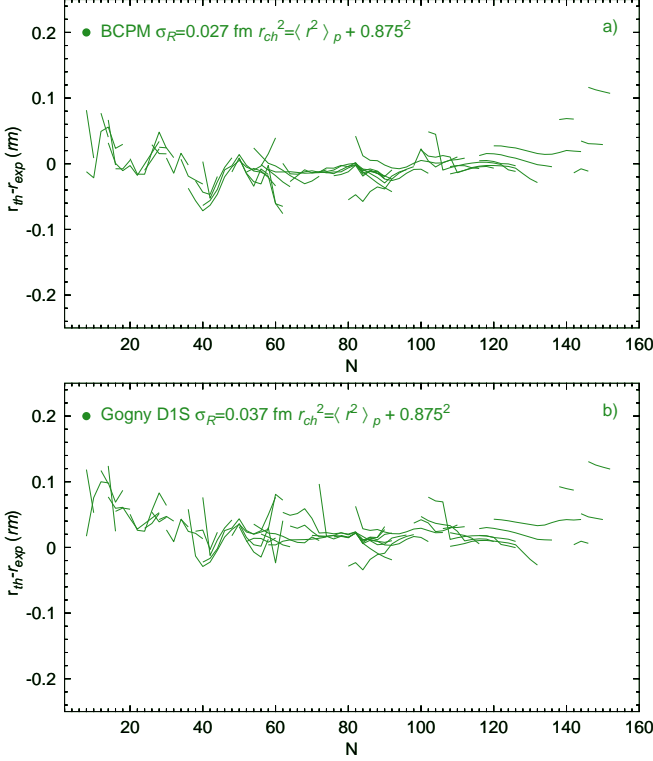


Figure 8. Differences $\Delta r = r_{th} - r_{exp}$ between the computed radii and the experimental data taken from [79–81]. In panel a) the results for the BCPM functional and in panel b) the results for the Gogny D1S force. A proton’s radius value of 0.875 fm has been considered.

$B(E2)$ transition probabilities. The connection of the intrinsic deformation parameter β_2 with experimental $B(E2)$ transition probability values is somehow uncertain as it relies on the strong deformation limit of angular momentum projected theories to obtain the rotational formula [84]. For this reason we have preferred to compare BCPM’s predictions with the ones of a well reputed, performing and predictive effective interaction. We have chosen the Gogny force, D1S, (results for the most recent published parametrization of the Gogny force, D1M, are very similar). In the upper panel of Fig. 9 a histogram is plotted depicting the number of nuclei with ground state quadrupole deformation parameters β_2 between $\beta_2(n)$ and $\beta_2(n) + \delta\beta_2$. The discrete $\beta_2(n)$ values are given by the sequence $\beta_2(n) = \delta\beta_2 n$ with $n = \dots, -2, -1, 0, 1, 2, \dots$. The value $\delta\beta_2 = 0.0125$ has been chosen in such a way that each bin represents roughly 5% of the typical value of 0.25 for the quadrupole deformation parameter. On the lower panel we plot a histogram with the difference $\beta_2(\text{D1S}) - \beta_2(\text{BCPM})$. We observe how most of the 818 nuclei considered have a difference of less than 0.0125 in absolute value. A more detailed analysis of the results reveals that most of the discrepancies take place in the region $Z \approx N \approx 40$ which is widely recognized as a region of prolate-oblate shape coexistence and triaxiality.

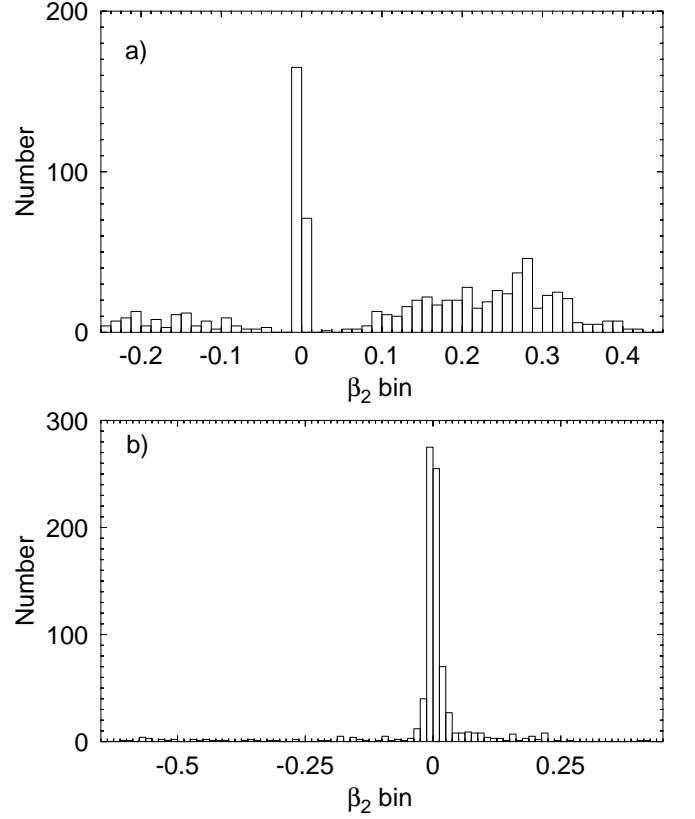


Figure 9. The number of nuclei with a given quadrupole deformation parameter β_2 in their ground state (in bins 0.0125 units wide) are plotted versus β_2 in panel a). In panel b) the number of nuclei with a difference in the ground state deformation parameter β_2 obtained with BCPM and Gogny D1S are given. The width of the β_2 bins is the same as in panel a).

Octupole deformation is associated to the multipole operator of order three and breaks the parity symmetry. It is not as common as quadrupole deformation in the ground state of atomic nuclei as very specific combinations of orbitals around the Fermi surface have to occur to favor it. Known regions showing octupole deformation are the region around the ^{224}Ra ($Z=88$, $N=136$) and the region around ^{144}Ba ($Z=56$ and $N=88$). We have tested the octupole properties of BCPM by relaxing the parity symmetry in our self-consistent calculations. In this way, the system can end up in an octupole deformed configuration in its quest for the minimum energy. The results show energy gains of the order of a few hundred keV and up to 1 MeV in nuclei in the aforementioned regions and both the energy gains and values of the β_3 deformation parameters are compatible with those obtained with the Gogny interaction [73]. Overall, the octupole correlation energies are about a few hundred keV smaller than the corresponding ones obtained with Gogny D1S and D1M ones. Typical examples are the case of ^{224}Ra with octupole correlations energies of 0.63 MeV and 1.31 MeV for BCPM and Gogny D1S, respectively; or the one of ^{144}Ba

where the corresponding values are 0.15 MeV and 0.68 MeV for BCPM and Gogny D1S respectively. For D1S there are five nuclei with mean field octupole correlation energies larger than 1 MeV and another nine with energies between 1.0 and 0.5 MeV. For BCPM the numbers are two with energies above 1 MeV (by just a few keV) and nine in the interval 1.0 to 0.5 MeV. The situation is similar to the case of BCP1 studied in Ref. [42] with the only difference that in BCP1 the mean field octupole correlation energy was comparable to the one of Gogny D1S. However, as a consequence of the larger collective masses, the excitation energies predicted by BCP1 were substantially lower than the ones of Gogny D1S and the experiment. It remains to be tested what would be the spectroscopic predictions of BCPM concerning negative parity excited states but the lower mean field correlation energies go in the right direction.

C. Fission properties

Another testing ground for quadrupole and octupole properties of atomic nuclei is the shape evolution from the ground state to spontaneous fission. For this reason we have performed fission barrier calculations for a few selected examples and the results obtained for fission barrier heights and widths as well as mass asymmetry near scission (connected with fragment's mass asymmetry) are quite close to the results obtained with D1S, a functional that was specifically tailored to describe fission properties [36]. A detailed account of these calculations will be presented elsewhere and here we will focus on describing the results for a couple of examples: one is the paradigmatic case of ^{240}Pu whose fission properties have been computed with almost any proposed interaction. The other is the super-heavy ^{262}Sg where experimental data on spontaneous fission exist. In both cases, the results will be compared with the benchmark calculations carried out with the Gogny EDF. For an early account of fission barrier properties with previous versions of the BCP functional (BCP1 and BCP2) the reader is referred to Ref. [85].

We have followed the standard procedure that consists in the evaluation of the HFB energy as a function of the mass quadrupole moment Q_{20} with the other multipole moments free to adopt any value in order to minimize the energy. Along this path to fission, we compute the collective inertias $B(Q_{20})$ required to evaluate the spontaneous fission half life in the WKB approximation (see [85] for details). The relevant quantities are shown in Figs. 10 and 11 for the nuclei ^{240}Pu and ^{262}Sg , respectively. In the lower panels, the HFB energy is depicted as a function of Q_{20} for both BCPM and Gogny D1S cases. In the two considered nuclei the shape of the energy landscape looks rather similar regardless of the interaction considered. The maximum and minimum are located roughly at the same position and it is only the height of the barriers which changes with the interaction. Overall, Gogny

D1S produces barriers higher than BCPM in agreement with the larger surface energy coefficient of D1S. The relevance of this characteristics of BCPM depends upon the reduction of the height of the first fission barrier when triaxial shapes are included in the calculation. In the case of the Gogny forces, the reduction can be as large as two or three MeV but we do not have a hint for BCPM yet. Work is in progress to explore the characteristics of BCPM regarding triaxial shapes. In panel c) of Figs. 10 and 11, the octupole and hexadecapole moments are depicted as a function of Q_{20} for both interactions. The results for Gogny D1S and BCPM lie one on top of each other and can not be distinguished in the plot. We observe that in ^{240}Pu octupole deformation develops in its way to fission pointing to a dominant mass asymmetric fission mode. On the other hand, ^{262}Sg remains reflection symmetric along the whole fission path and therefore symmetric fission is expected to be the dominant mode in this nucleus. In panel b) of both figures the particle-particle pairing energies are given both for protons (dashed) and neutrons (full) for the two interactions. Again, the agreement in the evolution of these quantities with Q_{20} for the two interactions considered is very good but BCPM produces smaller pp pairing energies suggesting weaker pairing correlations. The collective inertias are quantities very sensitive to the amount of pairing correlations as they strongly depend on the excitation energies of the low lying two quasiparticle excitations. In panel d) of Figs. 10 and 11 it is observed that the collective inertias of BCPM are between 2-3 times larger than the ones of Gogny D1S. The impact of the larger inertias (see [85] for a thorough discussion of this issue) on the spontaneous fission half lives is to make them longer. This effect is the opposite of having lower barrier heights in BCPM as compared to D1S. Therefore, the final values of the half lives will depend on the specific values of the quantities entering the "collective action". If the spontaneous fission half lives are computed in the WKB approximation we obtain for the ^{240}Pu case the values $t_{1/2}(\text{sf}) = 6.2 \times 10^{18}\text{s}$ for D1S and $t_{1/2}(\text{sf}) = 1.2 \times 10^{28}\text{s}$ for BCPM, to be compared to the experimental value of $3.5 \times 10^{18}\text{s}$. For the ^{262}Sg case we obtain the values $t_{1/2}(\text{sf}) = 2.96\text{s}$ for D1S and $t_{1/2}(\text{sf}) = 4.2\text{s}$ for BCPM, to be compared to the experimental value of 6.9ms. From the above results we conclude that BCPM tends to yield larger values of $t_{1/2}(\text{sf})$ than Gogny D1S and those values can be several orders of magnitude larger than in the Gogny D1S case. This is a direct consequence of the larger collective inertia and therefore a direct consequence of the reduced pairing correlations in BCPM. This results could lead us to the conclusion that BCPM should include stronger pairing correlations if the spontaneous half lives of fission are to be improved. However, we have to be aware of the impact on small changes in the parameters entering the WKB formula. For instance, the ground state energy usually incorporates some sort of zero point energy correction (denoted ϵ_0 in the literature) that strongly influences the WKB values of $t_{1/2}(\text{sf})$. Its

value has to be connected to the quantum effects associated to quadrupole motion but its exact meaning is still uncertain. As an example of the sensitivity of $t_{1/2}(\text{sf})$ to this parameter, let us mention that if we use a value of $\epsilon_0=2.5$ MeV instead of the value $\epsilon_0=1.5$ MeV used originally we will obtain half lives which are 6 to 12 orders of magnitude smaller. In systematic fission calculations [86] the value of ϵ_0 is fine tuned for each isotopic chain considered and therefore absolute values for some choice of ϵ_0 as given here should not be considered too seriously for a comparison with experiment. Finally, the agreement between BCPM and Gogny D1S in the values of Q_{30} along the fission path indicates that both interactions will produce, at least in a static framework, the same fission fragment mass distributions.

There are three parameters that characterize in a quantitative way the fission process of ^{240}Pu , one is the height of the first fission barrier E_A , the second is the excitation energy of the fission isomer with respect to the ground state E_{II} and finally we have the height of the second barrier E_B . The accepted experimental values for those parameters are $E_A = 6.05$ MeV, $E_{II} = 2.8$ MeV and $E_B = 5.15$ MeV whereas the BCPM HFB predictions are $E_A = 8.15$ MeV, $E_{II} = 3.09$ MeV and $E_B = 7.10$ MeV. We notice a rather good agreement specially taking into account that no fission data has been considered in the fit. The BCPM value of E_A is somewhat too high but this can be attributed to not having considered triaxiality in the calculation, an effect that can lower the energy by a couple of MeV. If the rotational energy correction is considered, the theoretical predictions get reduced to 7.04, 1.69 and 5.31 MeV respectively. These values are much closer to the experimental value than the HFB ones. The only value that seems to fall too low is E_{II} but the trend is consistent with recent estimations that reduce the experimental value to 2.25 MeV in ^{240}Pu [87].

V. EXCITATION PROPERTIES OF THE BCP ENERGY DENSITY FUNCTIONAL

Although the BCPM energy density functional is basically built up to deal with some properties of the ground state such as energies and radii, it is however interesting to check if this functional can also provide useful information about some excited nuclear states, as for example the isoscalar giant monopole and quadrupole resonances, ISGMR and ISGQR, respectively. Giant resonances can be understood as small amplitude oscillations of nuclei that are the response to an external field generated by hadronic or electromagnetic probes. A useful theoretical framework for describing these oscillations is the RPA [60] that allows to obtain the particle-hole strength function $S(E)$ which describes the response of the nuclei. However, if the strength is concentrated in a narrow region of the energy spectrum, as it is for example the case of the monopole and quadrupole oscillations in medium and heavy stable nuclei, the so called sum rule approach

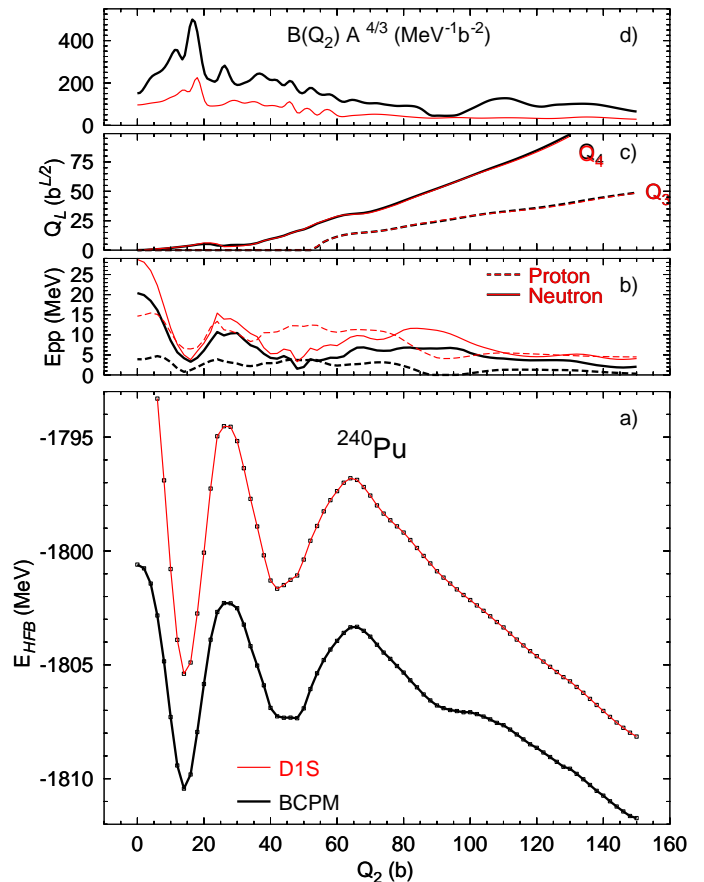


Figure 10. (Color online) Fission properties of ^{240}Pu obtained with the Gogny D1S interaction (red) and the BCPM functional (thick black). In panel a) the HFB energy is depicted as a function of the mass quadrupole moment, from the spherical up to a very elongated configuration corresponding to $Q_2=150$ b. In the other three panels, quantities relevant for the fission half life are given: in panel b) the particle-particle correlation energies for protons (dashed lines) and neutrons (full lines); in panel c) the octupole and hexadecapole moments; and finally in panel d) the collective mass for quadrupole motion.

[50] is a useful tool that allows to estimate the energy of the giant resonances without performing the full RPA calculations. The sum rules are defined as the moments of the strength function as

$$m_k = \int_0^\infty E^k S(E) E \quad (12)$$

The calculation of the sum rules is only easy to handle in few particular cases. Examples are just the ISGMR and ISGQR ones. In these cases the sum rules needed to estimate the average excitation energy of these resonances can be simplified. Of particular interest are the cubic-energy, energy and inverse-energy weighted sum rules, m_3 , m_1 and m_{-1} , respectively. Once they are determined one can obtain two estimates of the excitation

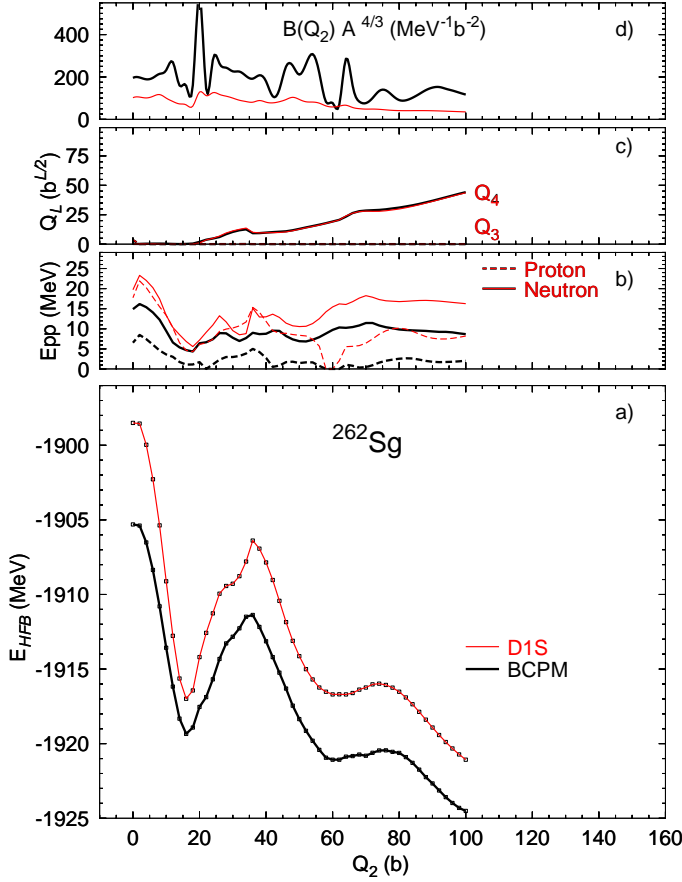


Figure 11. (Color online) Fission properties of the super-heavy nucleus ^{262}Sg . See Fig. 10 for the figure caption.

energy of the ISGMR and ISGQR as

$$\bar{E}_3 = \sqrt{\frac{m_3}{m_1}} \quad \text{and} \quad \bar{E}_1 = \sqrt{\frac{m_1}{m_{-1}}}. \quad (13)$$

Details about the scaling method and constrained HF calculations, which allow to determine the m_3 and m_{-1} sum rules, respectively, is given in the Appendix. In the following we will refer to the average energies provided by the scaling method \bar{E}_3 in Eq. (A18) and constrained HF calculations \bar{E}_1 in Eq. (A22) as scaled and constrained energies, respectively.

Experimental information about the excitation energy of isoscalar giant resonances in medium and heavy nuclei is obtained through inelastic scattering of α particles of few hundreds of MeV measured at extremely forward angles. The multipole decomposition analysis allows to extract from the scattering data the strength associated to different multiplicities, in particular those corresponding to monopole and quadrupole. From these strengths, the position and width of the ISGMR and ISGQR peaks can be determined [88–91].

We analyze first the excitation energies of ISGMR (E_{GMR}) of several nuclei for which the experimental values are known [88–91]. We compare these values with

Table VII. Theoretical E_3 and E_1 estimates of the average excitation energy of the GMR including pairing correlations. The E_3 estimate of the GQR, also including pairing, is also displayed. The experimental energy of the centroid and the corresponding error for the GMR and GQR are also given.

Nucleus	$E_3(M)$	$E_1(M)$	$E_3(Q)$	Exp(M)	Exp(Q)
^{90}Zr	19.06	18.32	13.34	17.81 ± 0.32	14.30 ± 0.40
^{144}Sm	16.44	15.62	11.45	15.40 ± 0.30	12.78 ± 0.30
^{208}Pb	14.49	13.84	10.16	13.96 ± 0.20	10.89 ± 0.30
^{112}Sn	17.75	16.83	12.36	16.1 ± 0.1	13.4 ± 0.1
^{114}Sn	17.64	16.75	12.28	15.9 ± 0.1	13.2 ± 0.1
^{116}Sn	17.53	16.66	12.21	15.8 ± 0.1	13.1 ± 0.1
^{118}Sn	17.41	16.55	12.15	15.6 ± 0.1	13.1 ± 0.1
^{120}Sn	17.29	16.43	12.09	15.4 ± 0.2	12.9 ± 0.1
^{122}Sn	17.18	16.32	12.04	15.0 ± 0.2	12.8 ± 0.1
^{124}Sn	17.06	16.21	12.44	14.8 ± 0.2	12.6 ± 0.1
^{106}Cd	18.09	17.07	12.70	16.50 ± 0.19	
^{110}Cd	17.85	16.97	12.49	16.09 ± 0.15	13.13 ± 0.66
^{112}Cd	17.74	16.83	12.38	15.72 ± 0.10	
^{114}Cd	17.59	16.73	12.29	15.59 ± 0.20	
^{116}Cd	17.44	16.52	12.19	15.40 ± 0.12	12.50 ± 0.66

Table VIII. E_3 and E_1 estimates of the average excitation energy of the GMR without including pairing correlations.

Nucleus	$E_3(M)$	$E_1(M)$
^{90}Zr	19.07	18.36
^{144}Sm	16.46	15.77
^{208}Pb	14.49	13.84
^{112}Sn	17.81	17.07
^{114}Sn	17.64	17.71
^{116}Sn	17.56	16.66
^{118}Sn	17.42	16.55
^{120}Sn	17.30	16.44
^{122}Sn	17.19	16.33
^{124}Sn	17.08	16.21
^{106}Cd	18.10	17.36
^{110}Cd	17.86	17.11
^{112}Cd	17.74	16.98
^{114}Cd	17.59	16.73
^{116}Cd	17.44	16.52

the theoretical predictions \bar{E}_3 and \bar{E}_1 provided by the BCPM energy density functional. The relevant information about these excitation energies is collected in Tables VII and VIII. As far as we are including in our study tin and cadmium (neglecting the effects of the small deformation) isotopes and ^{144}Sm , for which pairing correlations are essential to describe accurately the ground state, we

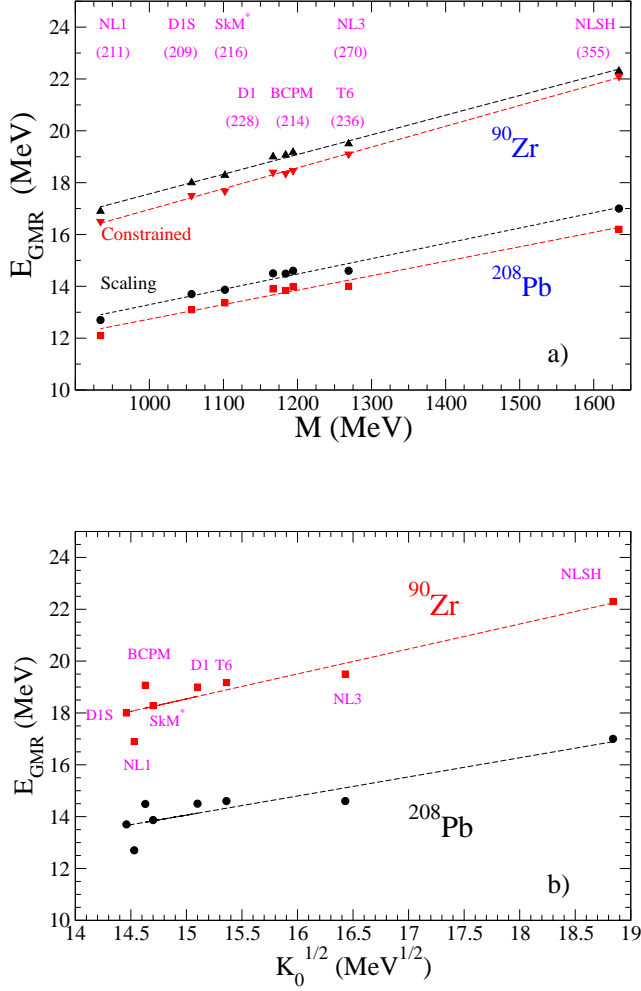


Figure 12. (Color online) Excitation energies of the GMR of ^{208}Pb and ^{90}Zr estimated with the scaling method and HF constrained calculations for different mean field models as a function of the parameter M defined in the text (upper panel). Excitation energies of the GMR of ^{208}Pb and ^{90}Zr estimated with the scaling approach as a function of the square root of the incompressibility modulus (lower panel).

discuss first the role of pairing in the sum rule approach used to estimate E_{GMR} .

The generalization of RPA to the case of nuclei with open shells when pairing correlations are active, is the quasi-particle RPA (QRPA). The so-called dielectric theorem, which justifies constrained calculations within QRPA to obtain the m_{-1} sum rule, has been proven recently by Colò and collaborators in [92]. Also Khan et al have shown the validity of the Thouless theorem for the energy weighted sum rule in the case of self-consistent QRPA based on HFB [93]. As far as a simple generalization of the Thouless theorem allows to obtain the m_3

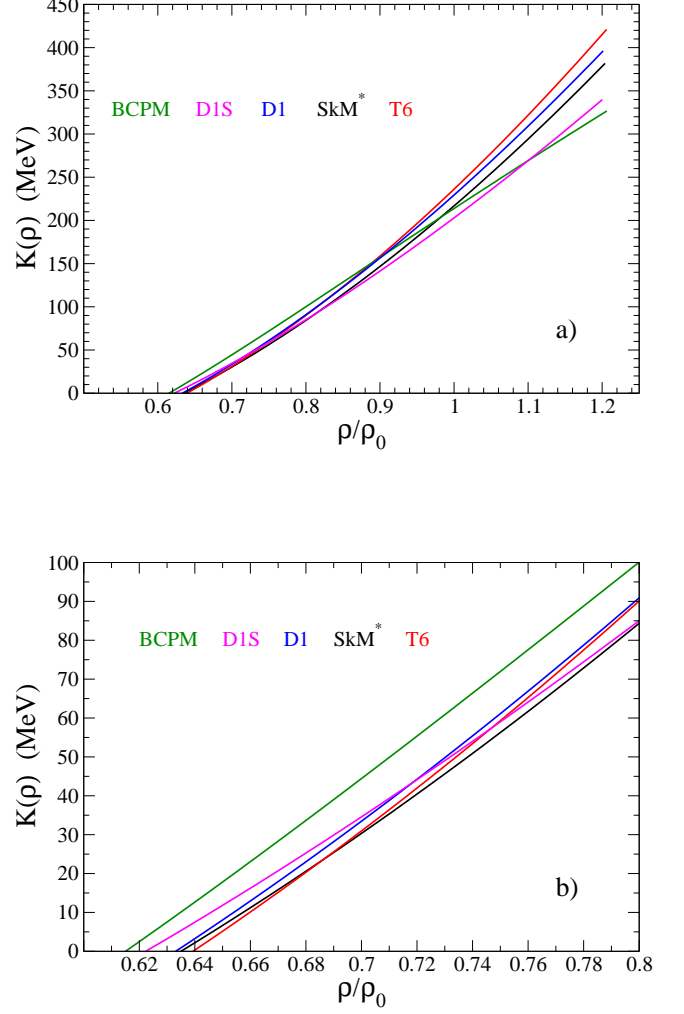


Figure 13. (Color online) Density dependent incompressibility calculated using different mean field models as a function of the density in the ranges $0.5 \leq \rho/\rho_0 \leq 1.25$ (upper panel) and $0.6 \leq \rho/\rho_0 \leq 0.8$ (lower panel).

sum rule [50], it can be expected that this also will be the case in the QRPA framework. In addition we have also numerically checked that the virial theorem, i.e. the stability against scale transformations of the wave-functions in Eq. (A7), is also fulfilled in the HFB approximation. From this discussion we may conclude that the sum rule approach can also be applied in the QRPA case.

In Table VII we display the theoretical scaled and constrained estimates (including pairing) of E_{GMR} of the nuclei ^{144}Sm , ^{208}Pb , ^{90}Zr , $^{112-124}\text{Sn}$, and $^{106,110-116}\text{Cd}$ together with the corresponding experimental values [88–91]. These estimates are given by \bar{E}_3 and \bar{E}_1 , respectively, defined previously, which, as mentioned, fulfill $\bar{E}_3 > \bar{E}_1$ (see Appendix). The escape width (A23) lies in a window of 2-3 MeV, pointing out that the monopole

strength of the considered nuclei is mainly concentrated around well defined peaks. The influence of pairing correlations on E_{GMR} has been discussed in earlier literature (see [48, 94] and references therein). We have repeated the scaled and constrained estimates of the E_{GMR} switching off pairing and the corresponding results are reported in Table VIII. Comparing Tables VII and VIII we notice that, when pairing correlations are taken into account (Table VII), the \bar{E}_1 and \bar{E}_3 values in open shell nuclei slightly decrease as compared with the values obtained without pairing (Table VIII) which is in agreement with the results of Refs. [48, 94]. The effect of pairing correlations is, in general, more important in the constrained calculations than in the scaled ones, especially in half-filled major shell nuclei as it is the case of ^{112}Sn , ^{114}Sn , ^{116}Sn , ^{106}Cd , ^{110}Cd , ^{112}Cd . When the occupancy of the shell increases, as it happens in ^{118}Sn , ^{120}Sn , ^{122}Sn , ^{124}Sn , ^{114}Cd and ^{116}Cd , the influence of pairing is actually very small as it can be seen in Table VIII.

In order to compare with the experiment, we will use as representative the constrained energy \bar{E}_1 , which estimates the energy of the centroid in a very precise way at least in the case of the nucleus in ^{208}Pb [95, 96] (see also Table IV of [90] in this respect). From Table VII, we see that the experimental E_{GMR} in ^{208}Pb is very well reproduced by \bar{E}_1 obtained using the BCPM energy density functional. The experimental excitation energies of ^{90}Zr and ^{144}Sm are slightly overestimated by the theoretical constrained calculation. However, our theoretical calculation are less successful in the case of the cadmium and tin isotopes. The predicted \bar{E}_1 values are shifted by around 1 MeV up as compared with the experimental results [90, 91]. This is a general tendency shown by mean-field models of different nature [97, 98]. Several attempts to explain this behavior have been proposed in the past such as the density dependence of the incompressibility in neutron rich matter [99] or different types of pairing interactions [48]. However, no clear explanation has been found to date and the question why Sn (and Cd) isotopes are so soft is still an open problem. It may be that nonlinear effects coming from particle vibration coupling play a role in such nuclei as Sn isotopes, since we reproduce the stiff doubly magic nucleus of ^{208}Pb and not the semi-magic ones as, e.g., the Sn isotopes.

From the previous discussion it seems that the E_{GMR} estimated with the BCPM functional are somewhat high as compared with the experiment in spite of its relatively low incompressibility modulus $K_0=216$ MeV (see Table II). The fact that effective mean field models with different values of K_0 can give similar values of E_{GMR} in ^{208}Pb has actually been a general puzzle in the past (see [95, 97] and references therein). The reason is the proportionality between E_{GMR} and the square root of K_0 found by Blaizot [100] for Gogny forces. For example RMF approaches systematically lead to E_{GMR} comparable to the ones obtained with non-relativistic theories like Skyrme or Gogny, in spite of the fact that K_0 values are appreciably larger in relativistic than in non relativistic

approaches. Some time ago Colò et al. [95] showed that one can construct Skyrme functionals that give reasonable values for E_{GMR} but with relatively high values of K_0 i.e. values which approach the ones of RMF theories. As discussed in [95], the underlying reason of this fact can be attributed to the different density dependence of the symmetry energy at, and around, saturation. In the same reference [95] it is concluded that within non-relativistic models there is not a unique relation between the value of K_0 associated to a given model and the energy and the E_{GMR} predicted by the same model.

To clarify this latest problem a very recent proposal of Khan, Margueron and Vidaña [101] may be useful. These authors analyzed a relatively large set of Skyrme, Gogny and RMF interactions finding that the corresponding density dependent incompressibilities $K(\rho)$ defined in Eq. (6) show a crossing point at a density of about 75% of the saturation density. This crossing density corresponds roughly to the average density of a heavy nucleus defined as

$$\rho_{av} = \frac{1}{A} \int \rho^2(\vec{r}) d\vec{r}. \quad (14)$$

The authors claim that the excitation energy of finite nuclei is more properly correlated with the slope of incompressibility $K(\rho)$ computed at the crossing density than with the incompressibility modulus computed at saturation density K_0 . This scenario is similar to the one found for the nuclear symmetry energy in bulk matter, which also shows a crossing point for a similar value of the density ($\simeq 0.11 \text{ fm}^{-3}$) [102]. In this case it is also found [102, 103] that the slope of the symmetry energy at the crossing density is linearly correlated with the neutron skin of a heavy nucleus, e.g. ^{208}Pb . In general, the existence of a crossing point is actually related to the fact that the parameters of successful mean-field models have been fitted to reproduce properties of finite nuclei whose densities are, on the average, smaller than the saturation density. Therefore, if an observable measured in finite nuclei is related to some property of nuclear matter, the correlation is better described at the average (crossing) density than at the saturation one [101].

Following the suggestion of Ref. [101], we have analyzed the behavior of E_{GMR} of ^{208}Pb and ^{90}Zr calculated using different mean field models as a function of the parameter M defined as

$$M = 3\rho \frac{dK(\rho)}{d\rho} \Big|_{\rho_{av}}, \quad (15)$$

which is directly related to the slope of the density dependent incompressibility $K(\rho)$ at the crossing density ρ_{av} . In our study in addition of the BCPM energy density functional, we have also considered the D1 and D1S Gogny forces, the SkM* and T6 Skyrme interactions and the RMF parametrizations NL1, NL3 and NLSH. Using these models the correlation between the scaled and constrained estimates of E_{GMR} 's and the parameter M are displayed in Fig. 12 for the two aforementioned nuclei.

The data of the E_{GMR} predicted by Gogny forces and RMF parametrizations are taken from Refs. [104] and [105] respectively.

From this figure it can be seen that the E_{GMR} follows a linear trend with the parameter M (the correlation parameter is $r=0.985$ in all the considered cases) with high accuracy, in agreement with the suggestion of [101]. Consequently, and as it is claimed in [101], the density dependence of $K(\rho)$ can be constrained by the E_{GMR} measured in finite nuclei. The same correlation is also fulfilled by the nucleus ^{90}Zr with M evaluated at the same average density. This fact points out that the dependence on the mass number of the average density is actually rather weak for medium and heavy nuclei [101]. From the lower panel of this figure we also see explicitly that considering globally mean field models of different nature, the linearity between E_{GMR} and the square root of the incompressibility modulus at saturation [100] is lost in some cases, in agreement with the conclusion of Ref. [95].

To investigate this aspect in more detail, we plot in the upper panel of Fig. 13 the bulk incompressibility of Eq. (6) as a function of the density. In the lower panel we show, magnified, the relevant region of the upper panel. For densities close to $0.72\rho_0$ the density dependent incompressibility $K(\rho)$ computed with Skyrme and Gogny forces and the RMF takes similar values around 40 MeV. However, the BCPM functional predict relatively larger values of $K(\rho)$ at this average density. The reason of that lies, probably, in the fact that $K(\rho)$ grows more linearly with the density than the other considered models. As far as the slope of $K(\rho)$ has a value consistent with E_{GMR} , as it can be seen in Fig. 12, the value of $K(\rho)$ at $0.72\rho_0$ is larger than the value predicted by the other considered mean field models. From the analysis of Fig. 13 one derives two important conclusions. First, the crossing density actually disappears when one considers mean field models of different nature. What is actually relevant, is to compute the slope of $K(\rho)$ at the *average density*. The same happens in the analysis of the symmetry energy using different mean field models [103]. Second, the small differences of $K(\rho)$ at the average density may explain why $\sqrt{K_0}$ and E_{GMR} are not always linearly correlated. This happens, e.g., with the NL1 parametrization with $K_\infty=211$ MeV, a value similar to the one of the SkM* force but predicting E_{GMR} clearly smaller, or the case of BCPM discussed previously.

In what concerns the ISGQR, we are well aware of the fact that a theory with $m^* = m$, as is the case of the BCPM functional, underestimates the collective quadrupole excitation energy. In Table VII we display the scaled energies of the quadrupole excitation computed with BCPM for several nuclei together with the available experimental values [88–90, 106]. Insofar as the focus with a KS-DFT approach is on ground state properties, we may not worry about the failure in the estimate of the ISGQR. In general, for the description of excitation energies, the KS-DFT should be generalized to in-

clude non-localities. Attempts in this direction exist in condensed matter. It may be worth to look into that in the future also in the nuclear context.

VI. CONCLUSIONS AND DISCUSSION

In this work we further elaborated on the previously established Kohn-Sham DFT functional, BCP [1], based on advanced microscopic nuclear and neutron matter calculations. The BCP contained by large 5 adjustable parameters, three for finite size, one for spin-orbit and one for bulk. We reduced this number by approximately a factor of two coming up with a KS-DFT functional containing only three adjustable parameters without deteriorating the excellent results. One of these parameters, the strength of the spin-orbit force, has the usual value, the results being quite insensitive to its variation within a relatively large margin. We would like to call this a rather weak, i.e. almost predetermined parameter (in addition it may be possible to extract it from the G-matrix [25, 107, 108]). The other two parameters, on the contrary, are fixed within extremely tight margins of the order of 10^{-3} . They concern the bulk energy per particle, E/A , on the one hand and the surface energy on the other hand. Indeed in the polynomial fit to the microscopically determined EOS, a single fine tuning parameter had to be introduced in order to get a minimal rms value for nuclear masses as well as a drift free (i.e. scatter around zero) difference of theoretical and experimental binding energies as a function of mass number. This parameter turned out to pin down the binding energy to the value, $E/A = 15.98$ MeV. We emphasize that the fourth digit is significant here. For the second parameter, we made the simplifying ansatz to introduce a finite range Gaussian convoluting the two densities in the ρ^2 terms of nuclear and neutron matter fits, that is $\rho^2 \rightarrow \int d^3r_1 d^3r_2 \rho(\mathbf{r}_1) e^{(\mathbf{r}_1 - \mathbf{r}_2)^2/r_0^2} \rho(\mathbf{r}_2)$. The pre-factor is determined from the bulk, so that the only free parameter is the range r_0 which evidently is responsible for the surface energy. The minimization of the rms of masses (see main text for details) again is determined within the very narrow margin of 10^{-3} and turned out to have the value $r_0 = 0.659$ fm. With this, a rms value for the masses of 1.58 MeV for 579 nuclei and of 0.027 fm for the radii with 313 nuclei is obtained. Those values are as good as, e.g., the ones of the Gogny D1S and D1M forces for the same set of nuclei. This very encouraging result calls for some comments. It is, indeed, quite surprising but on the other hand very satisfying, that the two basic nuclear quantities, energy per particle of the bulk and surface energy essentially suffice to determine a KS-DFT functional with excellent ground state properties of nuclei. We should point out that the KS-DFT approach is tailored for the ground state and that a time dependent extension is not evident. We nevertheless tried to determine at least the GMR energies with the sum rule technique and found that the results are in the same ball

park as the ones of other Skyrme, relativistic, or Gogny type approaches. On the other hand the energies of the GQR seem to be underestimated systematically by about 1 MeV. This is not so surprising, since a particularity of the KS-DFT approach is that the bare mass is used while it is known that the GQR is sensitive to the value of the effective mass.

Future developments concern eventually the introduction of an effective density dependent mass $m^* \neq m$. Whether this is possible with results as satisfying as here, remains to be seen. A further point which needs to be improved is pairing. At the moment we treat it at a rather elementary level with a zero range force and cut off. A finite range force of the Gogny type in the pairing channel would certainly be preferable. Promising developments in this direction have recently been published [109]. At the end let us mention that our theory fulfills all the eleven criteria put forward in [52] besides one. Our functional does not agree with the constraint concerning the value of the volume isospin incompressibility coefficient that appears in the leptodermous expansion of the finite nucleus incompressibility [51]. This quantity is defined as

$$K_{\tau,v} = (K_{sym} - 6L + \frac{K'}{K_0}L). \quad (16)$$

The BCPM functional predicts $K_{\tau,v} = -195.2$ MeV which is outside of the range proposed in [52], $-760 \leq K_{\tau,v} \leq -372$ MeV. However, two comments are in order. First the extraction of this coefficient from the experimental excitation energies of the GMR in finite nuclei [52, 90, 91] is

not a simple task at all and may give erroneous estimates of the coefficients of the leptodermous expansion of the finite nucleus incompressibility as it has been discussed in the past (see for example Refs. [100, 110]). Second, there are other estimates of the $K_{\tau,v}$ coefficients available in the literature, as for instance in Ref. [111], that predict -370 ± 120 MeV which embraces the prediction of the BCPM functional. In general, the criteria and their limitations in [52] can certainly be subjected to debate. For example there is no reason to exclude functionals with $m^* = m$ as we have demonstrated in this work. The fact that our results comply with the criteria of [52] is an indication that nuclear density functionals should be based as much as possible on a solid microscopic input. In this respect it is to be noted that out of the five functionals which survived the criteria in [52], three are also based on a microscopic input.

ACKNOWLEDGMENTS

We are grateful to P. Danielewicz for useful discussions. We would like to thank N. Schunck for a careful reading of the manuscript and many useful suggestions. Work supported in part by MICINN grants Nos. FPA2009-08958, FIS2009-07277, and FPA2008-03865-E/IN2P3 and by the Consolider-Ingenio 2010 program CPAN CSD2007-00042 and MULTIDARK CSD2009-00064. X. V. also acknowledges the support from FIS2008-01661 (Spain and FEDER) and 2009SGR-1289 (Spain). Support by CompStar, a Research Networking Programme of the European Science Foundation is also acknowledged.

-
- [1] M. Baldo, P. Schuck and X. Viñas, Phys. Lett. **B663**,390 (2008).
 - [2] W. Kohn and L.J. Sham, Phys. Rev. **140**, A1135 (1965).
 - [3] P. Hohenberg and W. Kohn, Phys. Rev. **136**, B864 (1964).
 - [4] R. O. Jones and O. Gunnarsson, Rev. Mod. Phys. **61**, 689 (1989).
 - [5] H. Eschrig, *The Fundamentals of Density Functional Theory* (B. G. Teubner, Stuttgart, 1996).
 - [6] J. P. Perdew and K. Schmidt, *Density Functional Theory and Its Applications to Material*, V. Van Doren et al. Eds. CP577 (American Institute of Physics, Melville NY, 2001).
 - [7] A. E. Mattsson, Science **298**, 759 (2002).
 - [8] Jianmin Tao, J. P. Perdew, V. N. Staroverov, and G. E. Scuseria, Phys. Rev. Lett. **91**, 146401 (2003).
 - [9] Jianmin Tao and J. P. Perdew, Phys. Rev. Lett. **95**, 196403 (2005).
 - [10] J. Messud, M. Bender, and E. Suraud Phys. Rev. **C80**, 054314 (2009).
 - [11] J. Engel, Phys. Rev. **C75**, 014306 (2007).
 - [12] N. Barnea, Phys. Rev. **C76**, 067302 (2007).
 - [13] M. Baldo, I. Bombaci and G.F. Burgio, Astronomy and Astrophysics **328**, 274 (1997).
 - [14] M. Baldo, A. Fiasconaro, H.Q. Song, G. Giansiracusa, and U. Lombardo, Phys. Rev. **C 65**, 017303 (2001).
 - [15] M. Baldo, G. Giansiracusa, U. Lombardo and H.Q. Song, Phys. Lett. **B 473**, 1 (2000).
 - [16] X.R. Zhou, G.F. Burgio, U. Lombardo, H.-J. Schulze and W. Zuo, Phys. Rev. **C 69**, 018801 (2004).
 - [17] Z.H. Li, U. Lombardo, H.-J. Schulze, W. Zuo, L.W. Chen and H.R. Ma, Phys. Rev. **C74**, 047304 (2006).
 - [18] M. Baldo, C. Maieron, P. Schuck and X. Viñas, Nucl. Phys. **A736**, 241 (2004).
 - [19] M. Baldo and C. Maieron, J. of Phys. **G34**, R1 (2007).
 - [20] M. Baldo and G.F. Burgio, Rep.Prog.Phys. **75**, 026301 (2012).
 - [21] G. Taranto, M. Baldo and G.F. Burgio Phys. Rev. **C87**, 045803 (2013).
 - [22] S.A. Fayans, JETP Lett. **68**, 169 (1998).
 - [23] A.W. Steiner, M. Prakash, J.M. Lattimer and P.J. Ellis, Phys. Rep. **411**, 325 (2005).
 - [24] B. Friedman and V.R. Pandharipande, Nuc. Phys. **A361**, 502 (1981); R.B. Wiringa, V. Fiks and A. Fabrocini, Phys. Rev. **C38**, 1010 (1988).
 - [25] J.W. Holt, N. Kaiser, and W. Weise, Phys. Rev. **C 81**, 024002 (2010).
 - [26] J.W. Holt, N. Kaiser and W. Weise, Eur. Phys. J. **A47**,

- 128 (2011).
- [27] N. Kaiser, Eur. Phys. J **A48**, 36 (2012).
- [28] B. Gebremariam, T. Duguet, and S. K. Bogner Phys. Rev. **C 82**, 014305 (2010).
- [29] M. Stoitsov, M. Kortelainen, S. K. Bogner, T. Duguet, R. J. Furnstahl, B. Gebremariam, and N. Schunck Phys. Rev. **C 82**, 054307 (2010).
- [30] J. Erler, N. Birge, M. Kortelainen, W. Nazarewicz, E. Olsen A. Perhac, and M. Stoitsov, Nature **486**, 509 (2012).
- [31] M. Baldo, L. Robledo, P. Schuck and X. Viñas, J. Phys. G, Nucl. and Part. Physics **37**, 064015 (2010).
- [32] J. Engel, Lecture Notes in Physics **620**, 56 (2003), C. Fiolhais, F. Nogueira and M. Marques Eds. (Springer-Verlag, Berlin, 2003).
- [33] E. Chabanat, P. Bonche, P. Haensel, J. Meyer and R. Schaeffer, Nucl. Phys. **A 635**, 231 (1998); Nucl. Phys. **A 643**, 441 (1998).
- [34] S S Goriely, N N Chamel and J M JM Pearson, Phys. Rev. Lett. **102**, 152503 (2009).
- [35] J. Dechargé, D. Gogny, Phys. Rev. **C21**, 1568 (1980).
- [36] J.F. Berger, M. Girod, D. Gogny, Nucl. Phys., **A428**, 23C (1984).
- [37] L.N. Oliveira, E.K.U. Gross and W. Khon, Phys. Lett. **60**, 2430 (1988).
- [38] E. Garrido, P. Sarriguren, E. Moya de Guerra, and P. Schuck, Phys. Rev. **C60**, 064312 (1999).
- [39] G.A. Lalazissis, J. König, and P. Ring, Phys. Rev. **C55**, 540 (1997).
- [40] L.M. Robledo, M. Baldo, P. Schuck, and X. Viñas, Phys. Rev. **C77**, 051301(R) (2008).
- [41] X. Viñas, L.M. Robledo, P. Schuck, and M. Baldo, Intl. J. of Mod. Phys. **E18**, 935 (2009).
- [42] L.M. Robledo, M. Baldo, P. Schuck, and X. Viñas, Phys. Rev. **C81**, 034315 (2010).
- [43] J.L. Egido and L.M. Robledo, Lecture Notes in Physics **641**, 269 (2004).
- [44] A. Akmal, V. R. Pandharipande and D. G. Ravenhall, Phys. Rev. **C58**, 1804 (1998).
- [45] L.M. Robledo, Intl. J. of Mod. Phys. **E16** 337 (2007).
- [46] L.M. Robledo, Jour. of Phys. **G37** 064020 (2010).
- [47] J. Margueron, E. van Dalen and C. Fuchs, Phys. Rev. **C76**, 034309 (2007).
- [48] E. Khan, J. Margueron, G. Colò, K. Hagino and H. Sagawa Phys. Rev. **C82**, 024322 (2010).
- [49] W.D. Myers and W.J. Swiatecki, Ann. Phys. (N.Y.) **55**, 395 (1969).
- [50] O. Bohigas, A.M. Lane and J. Martorell, Phys. Rep. **51**, 267 (1979).
- [51] J.P. Blaizot, Phys. Rep. **64** 171 (1980).
- [52] M. Dutra, O. Lourenço, J.S. Sá Martins, A. Delfino, J.R. Stone and P.D. Stevenson, Phys. Rev. **C85**, 035201 (2012).
- [53] M.B. Tsang et al., arXiv 1204.0166.
- [54] B.A. Brown, Phys. Rev. Lett. **85**, 5296 (2000).
- [55] M. Warda, X. Viñas, X. Roca-Maza and M. Centelles, Phys. Rev. **C80** 024316 (2009).
- [56] M. Centelles, X. Roca-Maza, X. Viñas and M. Warda, Phys. Rev. Lett. **102**, 122502 (2009).
- [57] R.C. Nayak, J.M. Pearson, M. Farine, P. Gleissl, and M. Brack, Nucl. Phys. **A516**, 62 (1990).
- [58] T.V. Chossy and W. Stocker, Phys. Rev. **C56**, 2518 (1997).
- [59] T. Niksic, D. Vretenar and P. Ring Phys. Rev. **C78**, 034318 (2008).
- [60] P. Ring and P. Schuck, *The nuclear many body problem*, (Springer, Berlin) (1980).
- [61] S. Hilaire, M. Girod, Eur. Phys. J **A33**, 237 (2007).
- [62] L.M. Robledo and G.F. Bertsch, Phys. Rev C84, 014312 (2011).
- [63] C. Titin-Schnaider and P. Quentin, Phys. Lett. **B 49**, 397 (1974).
- [64] M. Anguiano, J. L. Egido, and L. M. Robledo, Nucl. Phys. **A 683**, 227 (2001).
- [65] M.N. Butler, D.W.L. Sprung, J. Martorell Nucl. Phys. **A 422**, 157 (1984).
- [66] V.B. Soubbotin, V.I. Tselyaev, X. Viñas Phys. Rev. **C 67**, 014324 (2003).
- [67] G. Audi and A.H. Wapstra, Nucl. Phys. **A729**, 337 (2003).
- [68] M.Centelles, M.Del Estal, and X.Vinas, Nucl.Phys. **A635** 193 (1998).
- [69] Gogny D1S web mass table <http://www-phynu.cea.fr/HFB-Gogny.htm>
- [70] G. F. Bertsch, B. Sabbey, and M. Uusnäkki, Phys. Rev. **C 71**, 054311 (2005).
- [71] F. Chappert, M. Girod, and S. Hilaire, Phys. Lett. **B668**, 420 (2008).
- [72] S. Goriely, S. Hilaire, M. Girod, and S. Perú, Phys. Rev. Lett. **102**, 242501 (2009).
- [73] L.M. Robledo and G.F. Bertsch, Phys. Rev **C84**, 054302 (2011).
- [74] M. Kortelainen, T. Lesinski, J. Moré, W. Nazarewicz, J. Sarich, N. Schunck, M. V. Stoitsov, and S. Wild, Phys. Rev. **C 82**, 024313 (2010).
- [75] N. Nikolov, N. Schunck, W. Nazarewicz, M. Bender, and J. Pei, Phys. Rev. **C 83**, 034305 (2011).
- [76] M. Kortelainen, J. McDonnell, W. Nazarewicz, P.-G. Reinhard, J. Sarich, N. Schunck, M. V. Stoitsov, and S. M. Wild, Phys. Rev. **C 85**, 024304 (2012).
- [77] P. Klüpfel, P.-G. Reinhard, T.J. Bürvenich, and J. A. Maruhn Phys. Rev **C79**, 034310 (2009).
- [78] P.-G. Reinhard and B.K. Agrawal Int. Jour. of Mod. Phys. **E20**, 1379 (2011).
- [79] I. Angeli, At. Data Nucl. Data Tables **87**, 185 (2004).
- [80] F. Buchinger et al., Phys. Rev. **C41**, 2883 (1999).
- [81] P. Campbell et al., Phys. Rev. Lett. **89**, 082501 (2002).
- [82] C. Amsler et al. (Particle Data Group), Phys. Lett. **B667**, 1 (2008).
- [83] M. Dupuis, S. Karataglidis, E. Bauge, J.P. Delaroche, and D.Gogny, Phys. Rev. **C 73**, 014605 (2006).
- [84] H.J. Mang, Phys. Rep. **18**, 325 (1975).
- [85] L.M. Robledo, M. Baldo, P. Schuck and X. Viñas, Jour. of Phys.: Conference Series **321**, 012015 (2011).
- [86] M. Warda, J.L. Egido, L.M. Robledo and K. Pomorski, Phys. Rev. **C66**, 014310 (2002).
- [87] M. Hunyadi et al, Phys. Lett. **B505**, 27 (2001).
- [88] D.H. Youngblood, Y.-W. Lui, H.L. Clark, B. John, Y. Tokimoto and X. Chen, Phys. Rev. **C69**, 034315 (2004).
- [89] D.H. Youngblood, Y.-W. Lui, B. John, Y. Tokimoto, H.L. Clark and X. Chen, Phys. Rev. **C69**, 054312 (2004).
- [90] T. Li et al., Phys. Rev. Lett. **99**, 162503 (2007); Phys. Rev. **C81**, 034309 (2010).
- [91] D. Patel et al., arXiv:1209.0681.
- [92] L. Capelli, G. Coló and Jun Li, Phys. Rev. **C79**, 054329 (2009).
- [93] E. Khan, N. Sandulescu, M. Grasso and N. V. Giai,

- Phys. Rev. **C66**, 024309 (2002).
- [94] V. Tselyaev, J. Speth, S. Krewald, E. Litvinova, S. Kamenzhiev, N. Lyutorovich, A. Avdeenkov and F. Grümmer, Phys. Rev. **C79**, 034309 (2009).
 - [95] G. Colò, N. V. Giai, J. Meyer, K. Bennaceur and P. Bonche, Phys. Rev. **C70**, 024307 (2004).
 - [96] E. Khan, Phys. Rev. **C80**, 011307 (2009).
 - [97] G. Colò and N. V. Giai, Nucl. Phys. **A731**, 15 (2004).
 - [98] D. Vretenar, T. Niksic, and P. Ring Phys. Rev. **C68**, 024310 (2003).
 - [99] J. Piekarewicz and M. Centelles, Phys. Rev. **C79**, 054311 (2009).
 - [100] J.P. Blaizot, J.F. Berger, J. Dechargé and M. Girod, Nucl. Phys. **A591**, 435 (1995).
 - [101] E. Khan, J. Margueron and I. Vidaña, Phys. Rev. Lett. **109**, 092501 (2012).
 - [102] B.A. Brown, Phys. Rev. Lett. **85**, 5296 (2000).
 - [103] M. Centelles, X. Roca-Maza, X. Viñas and M. Warda, Phys. Rev. Lett. **102**, 122502 (2009).
 - [104] V.B. Soubotin, V.I. Tselyaev and X. Viñas, Phys. Rev. **C69**, 064312 (2004).
 - [105] S.K. Patra, X. Viñas, M. Centelles and M. Del Estal, Nucl. Phys. **A703**, 240 (2002).
 - [106] Y.-W. Lui, D. H. Youngblood, Y. Tokimoto, H. L. Clark, and B. John Phys. Rev. **C69**, 034611 (2004).
 - [107] F.A. Brieva, J.R. Rook, Nucl. Phys. **A 297** 206 (1978).
 - [108] M. Kohno, arXiv:1209.5048.
 - [109] J. Dukelsky, S. Lerma H., L. M. Robledo, R. Rodriguez-Guzman, and S. M. A. Rombouts Phys. Rev. C **84**, 061301 (2011).
 - [110] S.K. Patra, M. Centelles, X. Viñas, and M. Del Estal, Phys. Rev. **65**, 044304 (2002).
 - [111] L.W. Chen, B.J. Cai, C.M. Ko, Bao-an Li, C. Shen, and J. Xu, Phys. Rev. **80**, 014322 (2009).
 - [112] M. Centelles, X. Viñas, S.K. Patra, J.N. De and Tapas Sil, Phys. Rev. **C72**, 014304 (2005).
 - [113] P. Gleissl, M. Brack, J. Meyer and P. Quentin, Ann. Phys. (N.Y.) **197**, 205 (1990).

Appendix A: Sum rule approach to giant monopole and quadrupole resonances

In this Appendix we briefly summarize the basic theoretical aspects of the sum rule approach to obtain moments of the RPA strength functions. For more details we refer the reader to Refs. [50, 60, 104, 105, 112].

In the sum rule approach it is enough to know few low energy weighted moments of $S(E)$ (the so-called sum rules) to estimate the excitation energies of the giant resonances. The sum rules are defined as

$$m_k = \sum_n E_n^k |\langle n|Q|0\rangle|^2, \quad (\text{A1})$$

where Q is the operator associated to the excitation, $|0\rangle$ and $|n\rangle$ are the exact ground and excited states respectively and E_n the excitation energies. If k is an odd integer, the sum rules m_k can be computed as the expectation values in the ground state $|0\rangle$ of some commutators which involve the hamiltonian H and the operator Q (assumed to be a hermitian and one-body operator) [50], as

for example

$$m_1 = \langle 0|[Q, [H, Q]]|0\rangle \quad (\text{A2})$$

and

$$m_3 = \langle 0|[[Q, H], [H, [H, Q]]]|0\rangle, \quad (\text{A3})$$

from where an average excitation energy can be estimated as

$$\bar{E}_3 = \sqrt{\frac{m_3}{m_1}}. \quad (\text{A4})$$

The full calculation of the sum rules is still a complicated task because the exact ground-state wavefunction is, in general, unknown. However, if the moments are computed within the 1p1h RPA, it is possible to replace the exact ground-state wavefunction by the uncorrelated HF one to obtain the sum rules (A2) and (A3) [50]. In spite of all these simplifications, the calculation of the sum rules is only easy to handle in few particular cases, namely the ISGMR and ISGQR ones. In these cases the sum rules needed to estimate the average excitation energy of these resonances can be simplified as we will discuss below.

For the isoscalar monopole and quadrupole oscillations the corresponding excitation operators are taken as

$$Q_M = \sum_{i=1}^A r_i^2 \quad Q_Q = \sum_{i=1}^A (r_i^2 - 3z_i^2). \quad (\text{A5})$$

The underlying effective interaction associated to the BCPM energy density functional commutes with the operator Q and, therefore, the only contribution to the commutator $[Q, [H, Q]]$ in eq. (A2) comes from the kinetic energy operator. Consequently [50, 60]

$$m_1 = \frac{2\hbar^2}{m} A \langle r^2 \rangle \quad (L=0) \quad m_1 = \frac{4\hbar^2}{m} A \langle r^2 \rangle \quad (L=2), \quad (\text{A6})$$

where the expectation value of the operator r^2 is calculated with the HF wave functions.

The direct evaluation of the commutators entering in Eq. (A3) to compute the m_3 sum rule is a rather cumbersome task, that in the case of the monopole and quadrupole oscillations can be avoided with the help of the so-called scaling method [50]. We start from the scaled ground-state wave function that in the case of the monopole reads

$$\phi_\lambda^M = \lambda^{3/2} \phi_0(\lambda x, \lambda y, \lambda z), \quad (\text{A7})$$

where λ is an arbitrary scaling parameter. In this case the m_3 sum rule can be expressed by means of the second derivative of the scaled ground-state energy [50], that is,

$$m_3 = \frac{1}{2} \frac{\partial^2}{\partial \lambda^2} [\langle \Phi_\lambda | H | \Phi_\lambda \rangle]_{\lambda=0}. \quad (\text{A8})$$

In the scaling approach the BCPM energy density functional reads

$$E(\lambda) = T(\lambda) + E_{int}^{\infty}(\lambda) + E_{int}^{FR}(\lambda) + E_C(\lambda) + E^{s.o}(\lambda), \quad (A9)$$

where the scaled kinetic, spin-orbit and Coulomb energies can be found in Ref. [50]. The scaled bulk contribution can be easily obtained from the scaling of the particle density ($\rho_\lambda(\mathbf{r}) = \lambda^3 \rho(\lambda \mathbf{r})$). The scaling of the finite range contribution has been described in Refs. [104, 105]. It is easy to show that the scaling of the Hartree term reduces to a renormalization of the range μ of the interaction, or in other words that the scaled relative coordinate is $s_{M,\lambda} = |\vec{r} - \vec{r}'|/\lambda$. In this way, the second derivative with respect to the scaling parameter λ , needed to compute the m_3 sum rule, finally reads [105]:

$$\frac{d^2 E_M^H(\lambda)}{d\lambda^2} \Big|_{\lambda=1} = \frac{1}{2} \iint d\vec{r} d\vec{r}' \rho(\vec{r}) \rho(\vec{r}') \left[2s \frac{dv}{ds} + s^2 \frac{d^2 v}{ds^2} \right] \quad (A10)$$

In the BCPM energy density functional, the form factor $v(s)$ is of Gaussian type with a range μ . In this case the second derivative of the scaled finite range contribution can be recast as [104]

$$\frac{d^2 E_M^H(\lambda)}{d\lambda^2} \Big|_{\lambda=1} = \mu^2 \frac{d^2 E_M^H(\mu)}{d\mu^2}. \quad (A11)$$

Finally the m_3 for the monopole oscillation computed with the BCPM energy density functional can be written as

$$m_3(L=0) = \frac{1}{2} \left(\frac{2\hbar^2}{m} \right)^2 \left[2T + 20E^{s.o} + \frac{d^2 E^\infty(\lambda\rho)}{d\lambda^2} \Big|_{\lambda=1} + \mu^2 \frac{d^2 E_M^{FR}(\mu)}{d\mu^2} \right] \quad (A12)$$

In the case of the quadrupole oscillation the scaling transformation of each single-particle wavefunction is given by [50]

$$\rho_\lambda(\vec{r}) = \rho(\lambda x, \lambda y, z^2/\lambda^2). \quad (A13)$$

Notice that under this transformation the volume element is conserved because of the surface nature of the quadrupole oscillation.

As explained in detail in Ref. [105], a pure Hartree term scales in the quadrupole case as

$$E_Q^H(\lambda) = \frac{1}{2} \iint d\vec{r} d\vec{r}' \rho(\vec{r}) \rho(\vec{r}') v(s_{Q,\lambda}), \quad (A14)$$

where $s_{Q,\lambda} = (s_x/\lambda, s_y/\lambda, \lambda^2 s_z)$. After some algebra the surface contribution to the m_3 sum rule in the scaling approach for the quadrupole oscillation can be written as (see Ref.[105] for details)

$$\frac{d^2 E_Q^H(\lambda)}{d\lambda^2} \Big|_{\lambda=1} = \frac{2}{5} \iint d\vec{r} d\vec{r}' \rho(\vec{r}) \rho(\vec{r}') \left[4s \frac{dv}{ds} + s^2 \frac{d^2 v}{ds^2} \right], \quad (A15)$$

that in the case of the BCPM functional owing to the gaussian character of the form factor v can also be written as:

$$\frac{d^2 E_Q^H(\lambda)}{d\lambda^2} \Big|_{\lambda=1} = \frac{4}{5} \left[\mu^2 \frac{d^2 E^H(\mu)}{d\mu^2} - 2\mu \frac{dE_Q^H(\mu)}{d\mu} \right]. \quad (A16)$$

This is due to the fact of the volume conservation in the quadrupole scaling, the bulk interaction part of the BCP energy density functional does not contribute to the m_3 sum rule in this case. The contribution from kinetic and spin-orbit energies can be easily obtained from the scaling transformation of the single-particle wave functions assuming a spherically symmetric ground-state [50]. The Coulomb contribution can also be obtained from Eq. (A14) using the Coulomb form factor e^2/s [105]. Collecting all these contributions, the m_3 sum rule for the quadrupole oscillation can finally be written as

$$m_3(L=2) = 4 \left(\frac{2\hbar^2}{m} \right)^2 \left[T + \frac{1}{4} E^{s.o} - \frac{1}{5} E_C + \frac{1}{10} \left[\mu^2 \frac{d^2 E_Q^H(\mu)}{d\mu^2} - 2\mu \frac{dE_Q^H(\mu)}{d\mu} \right] \right] \quad (A17)$$

Once the m_3 sum rule has been obtained through the scaling method, an estimate of the excitation energy of the ISGMR and ISGQR can be calculated with the help of Eqs. (A4) and (A6)

$$E_M^S = \sqrt{\frac{m_3}{m_1}}. \quad (A18)$$

Let us now consider a nucleus, described by a Hamiltonian H , under the action of a weak one-body field ηQ . Assuming η sufficiently small, so that the perturbation theory holds, the variation of the expectation value of Q and H are directly related to the m_{-1} moment [50],

$$m_{-1} = \sum_n \frac{|\langle n|Q|0\rangle|^2}{E_n} = -\frac{1}{2} \left[\frac{\partial \langle Q \rangle}{\partial \eta} \right]_{\eta=0} = \frac{1}{2} \left[\frac{\partial^2 \langle H \rangle}{\partial \eta^2} \right]_{\eta=0}. \quad (A19)$$

Therefore at RPA level the average energy of the giant resonances can also be estimated performing constrained HF calculations, i.e. looking for the HF solutions of the constrained Hamiltonian

$$H(\eta) = H - \eta Q \quad (A20)$$

where Q is the collective monopole (quadrupole) operator defined previously (see Eq. (A5)). From the constrained HF wave-function $\Phi(\eta)$ solution of (A20), the RPA m_{-1} moment can be written as

$$m_{-1} = -\frac{1}{2} \left[\frac{\partial}{\partial \eta} \langle \Phi(\eta) | Q | \Phi(\eta) \rangle \right]_{\eta=0} \quad (A21)$$

$$= \frac{1}{2} \left[\frac{\partial^2}{\partial \eta^2} \langle \Phi(\eta) | H | \Phi(\eta) \rangle \right]_{\eta=0},$$

from where another estimate of the average energy of the isoscalar giant resonances is given by

$$\bar{E}_1 = \sqrt{\frac{m_1}{m_{-1}}}. \quad (\text{A22})$$

Due to the fact that the RPA moments fulfill $\sqrt{m_3/m_1} \geq m_1/m_0 \geq \sqrt{m_1/m_{-1}}$ [50], the average energies \bar{E}_3 and \bar{E}_1 values are an upper and lower bound of

the mean energy of the resonance and their difference is related with the variance of the strength function (resonance width)

$$\sigma = \frac{1}{2} \sqrt{\bar{E}_3^2 - \bar{E}_1^2}. \quad (\text{A23})$$