

# Constraints on off-axis jets from stellar tidal disruption flares

Sjoert van Velzen<sup>1</sup>, Dale A. Frail<sup>2</sup>, Elmar Körding<sup>1</sup>, and Heino Falcke<sup>1,3,4</sup>

<sup>1</sup> IMAPP, Radboud University, P.O. Box 9010, 6500 GL Nijmegen, The Netherlands  
e-mail: [s.vanvelzen@astro.ru.nl](mailto:s.vanvelzen@astro.ru.nl)

<sup>2</sup> National Radio Astronomy Observatory, Socorro, NM, USA

<sup>3</sup> ASTRON, Dwingeloo, The Netherlands

<sup>4</sup> Max-Planck-Institut für Radioastronomie Bonn, Germany

Received 21 September 2012; Accepted 13 December 2012

## Abstract

**Context.** Many decades of observations of active galactic nuclei (AGN) and X-ray binaries have shown that relativistic jets are ubiquitous when compact objects accrete. One could therefore anticipate the launch of a jet after a star is disrupted and accreted by a massive black hole. This birth of a relativistic jet may have been observed recently in two stellar tidal disruption flares (TDFs), which were discovered in gamma-rays by Swift. Yet no transient radio emission has been detected from the tens of TDF candidates that were discovered at optical to soft X-ray frequencies. Because the sample that was followed-up at radio frequencies is small, the non-detections can be explained by Doppler boosting, which reduces the jet flux for off-axis observers. And since the existing follow-up observations are mostly within  $\sim 10$  months of the discovery, the non-detections can also be due to a delay of the radio emission with respect to the time of disruption.

**Aims.** We wish to test the conjecture that all TDFs launch jets.

**Methods.** We present 5 GHz follow-up observations with the Jansky VLA of seven known TDFs, a significant increase of the number of radio observations of these events. To avoid missing delayed jet emission, our observations probe 1–8 years since the estimated time of disruption.

**Results.** None of the sources are detected, with very deep upper limits at the 10 micro Jansky level. These observations rule out the hypothesis that these TDFs launched jets similar to radio-loud quasars. We also constrain the possibility that the flares hosted a jet identical to Sw 1644+57, the first and best-sampled relativistic TDF.

**Conclusions.** We thus obtain evidence for a dichotomy in the stellar tidal disruption population, implying that the jet launching mechanism is sensitive to the parameters of the disruption.

## 1. Introduction

The disruption of a star by a massive black hole leads to arguably the most spectacular form of accretion onto these compact objects. The stellar debris that remains bound after the disruption returns to the black hole at a rate that initially can exceed the Eddington limit ( $\dot{M}_{\text{Edd}}$ ) by many orders of magnitude. This fallback rate declines with a power law index of  $-5/3$  (Rees 1988; Phinney 1989), reaching 1% of  $\dot{M}_{\text{Edd}}$  within a few to ten years. A tidal disruption flare (TDF) may thus be used to sample different modes of accretion (e.g., Abramowicz & Fragile 2013) for a single supermassive black hole. Considerable effort is needed to simulate the dynamics of the disruption (e.g., Nolthenius & Katz 1982; Evans & Kochanek 1989; Rosswog et al. 2009; Guillochon & Ramirez-Ruiz 2012) and to estimate the resulting optical to X-ray light curve of the flare (e.g., Loeb & Ulmer 1997; Bogdanović et al. 2004; Strubbe & Quataert 2009; Lodato & Rossi 2011). Efficient detection to obtain a large sample of TDFs is much anticipated, as this will allow, for example, a study of the demographics of dormant black holes beyond the local universe (Frank & Rees 1976; Lidskii & Ozernoi 1979).

Tens of (candidate) stellar tidal disruption events have been found by searching for flares in soft X-ray (Komossa & Bade 1999; Grupe et al. 1999; Komossa & Greiner 1999;

Greiner et al. 2000; Esquej et al. 2008; Maksym et al. 2010; Lin et al. 2011; Saxton et al. 2012), UV (Gezari et al. 2006, 2008, 2009, 2012), or optical surveys (van Velzen et al. 2011; Drake et al. 2011; Cenko et al. 2012a), or based on spectra with extreme coronal lines (Komossa et al. 2008; Wang et al. 2012). None of these thermal flares are associated with a radio transient, but only a handful have been followed-up at this frequency. The only tidal disruption candidates with a detected transient radio counterpart are those discovered in  $\gamma$ -rays by *Swift*: Sw 1644+57 (Bloom et al. 2011; Burrows et al. 2011; Levan et al. 2011; Zauderer et al. 2011) and Sw 2058+05 (Cenko et al. 2012b). Since the radio and X-ray emission of these two events most likely originates from a relativistic jetted outflow, they are often referred to as relativistic TDFs. In this paper we shall refer to the other class of TDFs as ‘thermal’, since they are all discovered at optical to soft X-ray frequencies.

One is left to wonder why the two TDFs discovered with *Swift* are the only events with evidence for a newly-born jet. Interpreting this as a radio-loud/radio-quiet dichotomy, similar to the deviation of radio-loudness in quasars (Kellermann et al. 1989; Falcke et al. 1996; Sikora et al. 2007), would require that the tidal disruption jet launching mechanism is sensitive to the properties of the disruption (e.g., mass ratio, impact parameter, orientation of the orbit of the star with respect to the black hole spin, or circum-

nuclear environment). The explanation that quasars spend only a fraction of their time as radio-loud objects, similar to the jets in the ‘hard intermediate state’ of X-ray binaries (e.g., Körding et al. 2006), does not apply to tidal disruptions because their accretion rate is not constant. On the other hand, based on the observed fundamental plane of black hole accretion (Merloni, Heinz, & di Matteo 2003; Falcke, Körding, & Markoff 2004), and the abundance of jets in low luminosity AGN (Nagar et al. 2000) and X-ray binaries or microquasars (Mirabel & Rodríguez 1999; Fender 2001), one may postulate that *all* stellar tidal disruptions launch jets. Likewise, Miller & Gültekin (2011) argue that the fundamental plane can be used to estimate the black hole mass of a TDF (if X-ray and radio observations of the flare are available).

If all stellar disruptions are indeed accompanied by a relativistic outflow, the current upper limits on the radio flux of the thermal TDFs can be explained by the orientation of this jet which can dramatically reduce the flux due to relativistic Doppler boosting. The current non-detections may also be explained by a delay of the radio emission of the jet with respect to the time of disruption. However, the number of TDFs that have been followed-up at radio frequencies is currently not sufficient to test this unification based on viewing angle.

Recent advances in the hardware of the Very Large Array (VLA) have made it possible to obtain very deep radio observations of stellar tidal disruptions in a relatively short amount of time. To use this opportunity, we selected all thermal stellar tidal disruptions that occurred after 2004 for follow-up observations. These observations significantly increase the number of TDFs with deep radio observations. And because our radio observations span a wide range of times since the disruption, we can, for the first time, test the hypothesis that all stellar tidal disruptions launch jets.

The remainder of paper is organized as follows. In sec. 2 we present two different tidal disruption (TD) jet models and compute off-axis light curves. In sec. 3 we discuss the radio observations and sample selection. We use these observations to constrain the jet models in sec. 4 and we close with a discussion in sec. 5.

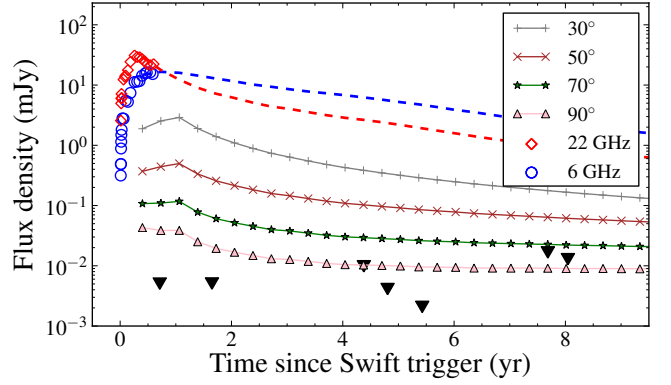
## 2. Tidal disruption jet models

To be able to interpret our radio observations, we need a model that describes the radio emission of jets in accreting objects. In this section we therefore review two models of tidal disruption jets and we present off-axis light curves for these models. We have divided the models into two classes<sup>1</sup> based on the origin of the emitting particles: external or internal. In both models, some fraction of the accretion power ends up in the jet and the emission mechanism is synchrotron radiation.

### 2.1. External model: off-axis light curves for Sw 1644+57

The external model of radio emission from TD jets was first presented by Giannios & Metzger (2011) and further developed by Metzger, Giannios, & Mimica (2012). Shock

<sup>1</sup> Other models of TD jets (Lei & Zhang 2011; Krolik & Piran 2012; De Colle et al. 2012), are not discussed here since these make no predictions for off-axis light curves at a given observer frequency.



**Figure 1.** The observed light curve of Sw 1644+57 (open symbols), with the predicted late-time light curve (dashed lines) for a total jet energy of  $E_j = 10^{52}$  erg (Berger et al. 2012). We show the estimated 5 GHz light curve of different off-axis observers, Eq. 2, assuming that the Lorentz factor of the jet decreases with  $\Gamma_j \propto t^{-0.2}$ , as inferred by Berger et al. (2012). We modified the extrapolated light curve to match a Sedov-Taylor solution,  $L_j \propto t^{-1.9}$ , when  $\Gamma_j < 2$ . The 2- $\sigma$  upper limits on the radio flux of seven other TDF candidates (Table 2) are shown with black triangles (we scaled these limits to the redshift of Sw 1644+57, see sec. 4.1).

interaction between the jet and the gaseous circumnuclear medium powers the emission, similar to afterglow models of gamma-ray bursts (e.g., Sari & Piran 1995).

The external model has been applied to the radio light curve of the relativistic TDF Sw 1644+57 (Metzger et al. 2012; Berger et al. 2012). We show the fit and predicted late-time light curve in Fig. 1. We note that this fit requires a continuous increase of the isotropic jet power during the first year of observations.

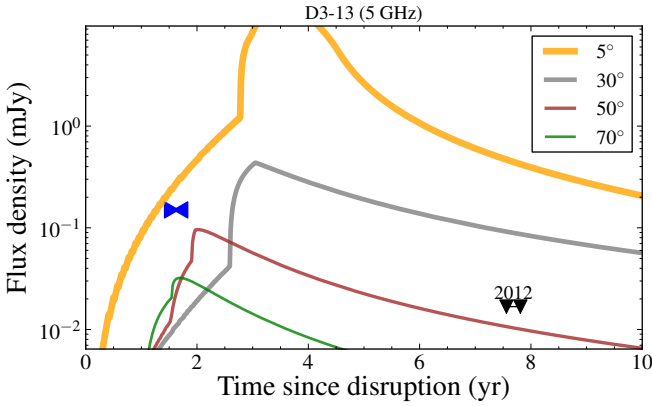
The scaling of the synchrotron peak and self absorption frequency in the Metzger et al. (2012) model of Sw 1644+57 are based on spherical expansion of an ultra-relativistic shell and thus require  $\theta_j \Gamma_j < 1$  (with  $\theta_j, \Gamma_j$  the jet opening angle and Lorentz factor, respectively), plus an on-axis observer  $i_1 < 1/\Gamma_j(t=0)$ ; both requirements are supported by the observed radio light curve (Metzger et al. 2012).

To compute the light curve for an off-axis observer, we first boost the observed on-axis flux  $F_1(\nu)$  into the jet rest-frame

$$L_j(\nu) = d_L^2 \delta_1^{3-\alpha} F_1(\nu) \quad (1)$$

(e.g., Lind & Blandford 1985; Jester 2008). Here we introduced the Doppler factor for the on-axis observer  $\delta_1 = [\Gamma_j(1 - \beta_j \cos i_1)]^{-1}$  with  $\beta_j = v_j/c$ ,  $\alpha$  is the spectral index defined as  $F(\nu) \propto \nu^\alpha$ , and  $d_L$  is the luminosity distance. Next, we transform the jet luminosity to the off-axis observer using a different Doppler factor,  $\delta_2$ . If the size of the emitting region is small compared to the distance to the black hole, the time delay due to the geometrical separation of the synchrotron peak with frequency can be ignored, and we can estimate the flux for an observer sitting at  $i_2$ :

$$\begin{aligned} F_2(t, \nu) &= \left( \frac{\delta_2}{\delta_1} \right)^{3-\alpha(t)} F_1(t, \nu) \\ &\approx \left( \frac{1 - \beta_j(t)}{1 - \beta_j(t) \cos i_2} \right)^{3-\alpha(t)} F_1(t, \nu). \end{aligned} \quad (2)$$



**Figure 2.** Predicted 5 GHz curves for the tidal disruption candidate D3-13 (Gezari et al. 2009) for the internal jet model in the optimistic scenario (Eq. 3a). The existing upper limits on the 1.4 GHz flux density (Bower 2011) are shown with blue triangles, pointing left and right to indicate the uncertainty on the time of disruption. The downward pointing triangles labeled “2012” show our upper limits to the 5 GHz flux. For  $\cos i < \beta_j$ , the peak of the light curve decreases in time and magnitude as  $i$  increases, because a fixed observed frequency corresponds to a smaller radius where the jet becomes optically thin to synchrotron self-absorption (i.e.,  $z_{\text{ssa}} \propto \delta/\nu$ ). For  $\cos i > \beta_j$  the light curve is compressed due to time retardation.

Here  $t$  is measured in the observer-frame,  $\alpha(t)$  is obtained from the light curve, and we used  $\cos i_1 \approx 1 - \Gamma_j^{-2}/2 \sim 1$  to simplify the equation. If Sw 1644+57 was indeed a relativistic outflow that we observed on-axis, the light curve for off-axis observers depends only  $\Gamma_j(t)$  and  $i_2$ . The latter is a free-parameter, which we shall constrain by our follow-up observations in sec. 4.

To obtain  $\Gamma_j(t)$  and the light curve beyond the last published radio observation of Sw 1644+57 (about one year after the *Swift* trigger), we used the external model of TD jets (Metzger et al. 2012) applied to the Sw 1644+57 radio data by Berger et al. (2012). The off-axis light curve that is derived here may thus be viewed as a test for this model. We consider two scenarios. First, we set  $\Gamma(t > 1 \text{ yr}) = 2$ , and use the extrapolated light curve presented in Berger et al. (2012). This constant Lorentz factor is required because the extrapolated light curve is no longer valid when the jet slows down to mildly relativistic speed and lateral expansion becomes important. This happens at  $\Gamma_j \lesssim 2$  (Zhang & MacFadyen 2009). We also consider a decreasing jet velocity  $\Gamma_j \propto t^{-0.2}$  (as inferred for Sw 1644+57), but modify the extrapolated light curve to match the non-relativistic Sedov-Taylor evolution when  $\Gamma_j < 2$ . To estimate the light curve decay in the Sedov-Taylor phase, we assume an electron power-law index  $p = 2.5$  and describe the density of circumnuclear gas with a power-law of index  $k = 3/2$  (Berger et al. 2012) to find  $L_j \propto t^{-1.9}$  (Granot et al. 1999; Leventis et al. 2012). We show the light curves in Fig. 1.

## 2.2. Internal model: off-axis light curves for known TDFs

The internal model of radio emission from TD jets was first presented in van Velzen, Falcke, & Farrar (2010) and further developed by van Velzen, Körding, & Falcke (2011). The model is based on the simple idea of jet-disk coupling

(Rawlings & Saunders 1991; Falcke & Biermann 1995): a constant fraction of the accretion luminosity ( $L_d$ ) is fed into the jet,  $Q_j = q_j L_d$ . The conversion from jet power ( $Q_j$ ) to radio luminosity ( $L_j$ ) follows by assuming equipartition between the energy in relativistic particles and magnetic fields, and has been calibrated using observations of AGN (Falcke et al. 1995; Willott et al. 1999; Körding et al. 2008).

Stellar mass black holes show rapid switches from radio-loud ( $q_j = 0.2$ ) to radio-quiet ( $q_j < 0.002$ ) coupling as the accretion rate increases from sub-Eddington to (near) the Eddington limit (Fender, Belloni, & Gallo 2004). Motivated by the growing evidence that accretion onto super-massive black holes can also be divided into these two modes (e.g., Ho 1999; Ghisellini & Celotti 2001; Falcke et al. 2004; Körding et al. 2006; Best & Heckman 2012; Plotkin et al. 2012), we considered the following three scenarios for the jet-disk coupling in tidal disruptions:

$$q_j = \begin{cases} 0.2 & \text{all times} & (a) \\ 0.002 & \dot{M}(t) > 2\% \dot{M}_{\text{Edd}} & (b) \\ 0.2 & t < t_{\text{fallback}} & (c) \end{cases} \quad (3)$$

where each scenario reverts to the preceding one if the condition on  $t$  or  $\dot{M}$  is not true (e.g.,  $q_j = 0.2$  when  $\dot{M} < 2\% \dot{M}_{\text{Edd}}$  in all three scenarios). In the optimistic scenario (a), the TD jet behaves like a radio-loud quasar at all times. In the most conservative scenario (b), the jet becomes radio-loud only when the accretion drops below  $< 2\% \dot{M}_{\text{Edd}}$  (Maccarone 2003). In scenario c, the system starts with a radio-loud burst during the onset of the accretion. We consider c the most realistic scenario, since it most closely resembles the observed behavior of X-ray binaries.

Besides  $q_j$  (Eq. 3) the internal model requires a jet Lorentz factor and the disk luminosity as a function of time. The latter is obtained from the fallback rate of the stellar debris for a pericenter passage at the disruption radius, capped at the Eddington limit. We vary  $\Gamma_j$  between 5, the default value in van Velzen et al. (2011), and  $\Gamma_j = 2$ . In Fig. 2 we show an example light curve of the TDF candidate D3-13 (Gezari et al. 2009) for  $\Gamma_j = 5$ , using the black hole mass as estimated from the luminosity of the host.

In the internal TD jet model, the typical time scale of the light curve is set by the radius where the jet becomes optically thin to synchrotron self-absorption,  $z_{\text{ssa}} \propto \delta\nu^{-1} L_d^{2/3}$ . This is different from our off-axis version of the external model, where we assumed that the emission is dominated by the head of the jet, which explains the dissimilar scaling of the peak of the light curve with the Doppler factor for the internal and external model.

## 3. Observations

In Table 1 we summarize the published radio follow-up observations of TDF candidates that were discovered at optical to soft X-ray wavelengths. To increase this sample, we selected all TDF candidates with an estimated time of disruption after 2004 for follow-up observations. This limit is used since the internal model of TD jets is no longer valid when the jet slows down significantly. Our sample also includes TDFs with existing radio upper limits, since the radio emission can be delayed with respect to the time of disruption. We removed CSS100217 from the sample because it is detected at 1 GHz *before* the time of disruption

**Table 1.** Existing radio follow-up observations of TDF candidates that were discovered at optical to soft X-ray frequencies (our new observations are shown in Table 2).

name	$t_D$ (yr)	$F_\nu$ (mJy)	$\nu$ (GHz)	$\Delta t$ (yr)
NGC 5905 <sup>1</sup>	1990.5	< 0.15	8.5	6.0
D3-13 <sup>2</sup>	2004.5	< 0.15	1.4	1.8
TDE2 <sup>3</sup>	2007.8	< 0.10	8.4	1.1
CSS100217 <sup>4</sup>	2010.2	$0.50 \pm 0.03$	7.9	0.3
SDSS J1201+30 <sup>5</sup>	2010.4	< 0.22	4.8	1.4
RX J1624+7554 <sup>6</sup>	1990.8	< 0.085	3.0	21.8
IC 3599 <sup>7</sup>	1990.9	$0.19 \pm 0.03$	3.0	21.6
RX J1420+5334 <sup>8</sup>	1990.9	$0.11 \pm 0.02$	3.0	21.6
RX J1242-1119 <sup>9</sup>	1992.5	< 0.090	3.0	20.0
SDSS J1323+48 <sup>10</sup>	2003.9	< 0.170	3.0	8.6
SDSS J1311-01 <sup>11</sup>	2004.1	< 0.095	3.0	8.4

**Notes.** In the third column we show 5- $\sigma$  upper limits on the radio flux or the detected flux and 1- $\sigma$  uncertainty.  $\Delta t$  denotes the time of the radio observation with respect to the estimated time of disruption ( $t_D$ ). The radio observation of the first five candidates were published before mid-2012, the last six are taken from Bower et al. (2013). We note that most of the TDF candidates that were discovered in the nineties also have post disruption radio upper limits from large radio surveys (e.g., NVSS, Condon et al. 1998), these are listed in Komossa (2002).

**References.** (1) Bade et al. (1996); Komossa (2002), (2) Gezari et al. (2008); Bower (2011), (3) van Velzen et al. (2011), (4) Drake et al. (2011), (5) Saxton et al. (2012), (6) Grupe et al. (1999), (7) Komossa & Bade (1999), (8) Komossa & Greiner (1999), (9) Komossa & Greiner (1999), (10) Esquej et al. (2007), (11) Maksym et al. (2010).

with a flat spectral index, indicating an AGN origin for the radio emission (Drake et al. 2011). SDSS J1201+30 was not selected for follow-up observations because this TDF was published after our observations were scheduled. Details of the data reduction of the remaining six candidates are summarized below.

The radio observations were carried out on the Karl G. Jansky Very Large Array on 29 January 2012 under program 12A-005. We observed at a central frequency of 5.0 GHz with 16 subbands each with 64 2 MHz channels, spanning 2 GHz of total bandwidth. The VLA was in the C configuration yielding typical angular resolution of 4 arcsec. The total observing time was 2.5 hrs, with integration times for individual TDF sources varied from 18-30 min. Phase calibration was carried out by making short observations of nearby point source calibrators every 10 minutes, while amplitude and bandpass calibration was achieved using an observation of 3C 286 or 3C 48 at the beginning or end of each observing run. The data were reduced following standard practice in the Astronomical Image Processing System (AIPS) software package.

In addition to these data, we identified one public data set from the VLA archive (project AS1020) for the TDF candidate PS1-10jh (Gezari et al. 2012). These observation were made with the VLA on 29 March 2011 in the B configuration with two subbands (each with 64 2 MHz channels) centered at 4.83 and 4.96 GHz, for a total bandwidth of 256 MHz. The calibration and imaging of these data was similar to the method described above.

**Table 2.** Jansky VLA observations at 5 GHz of TDF candidates discovered at UV or optical frequencies.

name	redshift	$M_{\text{BH}}$ $M_\odot \times 10^7$	$t_{\text{int}}$ (min)	$\sigma(F_\nu)$ ( $\mu\text{Jy}$ )	$\Delta t$ (yr)
D1-9 <sup>1</sup>	0.326	5	30	9	8.0
D3-13 <sup>1</sup>	0.370	2	18	8	7.6
TDE1 <sup>2</sup>	0.136	1	28	10	5.4
D23H-1 <sup>3</sup>	0.186	5	28	8	4.8
TDE2 <sup>2</sup>	0.252	5	25	12	4.3
PTF10iya <sup>4</sup>	0.224	1	18	8	1.6
PS1-10jh <sup>5</sup>	0.170	0.4	39	15	0.71

**Notes.** We list the redshift and estimated black hole mass of these candidates in the second and third column, respectively. No significant emission was detected at the phase center of the images. We list integration time after removal of interference, the rms of the images, and the time of the observations with respect to the estimated time of disruption.

**References.** (1) Gezari et al. (2008), (2) van Velzen et al. (2011), (3) Gezari et al. (2009), (4) Cenko et al. (2012a), (5) Gezari et al. (2012).

Our final sample that we shall use to constrain TD jet models thus consists of seven TDF candidates that were observed with the Jansky VLA. We summarize the results of these observations in Table 2.

## 4. Analysis

In this section we first compute the constraints that can be placed on TD jet models using our Jansky VLA follow-up observation and then consider the potential of radio transient surveys.

### 4.1. Constraints from follow-up observation

If we assume that the angle between the observer and the jet is drawn from a uniform distribution (on a sphere), we can calculate the probability of non-detections for a given flux density limit. One simply has to find the largest angle for which the predicted flux is above the flux limit and then calculate the probability to observe a jet within this angle. The flux limit is set at twice the rms of the radio image of each TDF. (This is lower than the limit for a blind-detection experiment since we use the threshold to find the probability of a non-detection, not to claim a discovery.) In Table 3 we list the results of this exercise.

The probability that all seven TDFs in our sample hosted jets, but were not detected due to Doppler boosting is  $P_7 = \prod_i P_i$ , with  $P_i$  being the probability of the observations of each TDF candidate, as listed in Table 3. We also consider the possibility that, given our observations, *at least one* of the seven TDFs hosted a jet,  $P_{\geq 1}$ . This is obtained by taking the mean value of the product of all combinations of the seven  $P_i$ 's (e.g., the probability that only one jet was launched is  $P_1 = \sum_i P_i/7$ ). For the optimistic scenario of the internal model (sec. 2.2) with  $\Gamma_j = 5$ , four of the seven TDF candidates (D23H-1, TDE2, PTF10iya, PS1-10jh) should have yielded a detection above the 2- $\sigma$  level, hence  $P_7 = 0$ , while  $P_{\geq 1} = 2\%$ . The probability that all of the other three TDF candidates hosted a jet is 1.7%. For the most conservative scenario (Eq. 3b),  $P_7 = 48\%$ , while

**Table 3.** Probability (%) that the jet orientation is such that the predicted flux is below the  $2\sigma$ -level of our 5 GHz observation.

name	Internal jet model			Sw 1644+57, off-axis	
	<i>a</i>	<i>c</i>	<i>b</i>	$\Gamma_j = 2$	$\Gamma_j \propto t^{-0.2}$
D1-9	39	78	83	49	17
D3-13	62	89	91	52	26
TDE1	7	92	100	0	0
D23H-1	0	52	70	0	0
TDE2	0	75	98	20	1
PTF10iya	0	86	95	0	0
PS1-10jh	0	95	97	0	0

**Notes.** Zero probability implies that the predicted flux is above the threshold even for  $i_2 = \pi/2$ , while  $P_i = 100\%$  implies the data cannot constrain the model. In the second to fourth column we list the results for the internal jet model, for the optimistic to the conservative scenario (Eq. 3), for  $\Gamma_j = 5$ . In Fig. 3 we show the results for lower Lorentz factors. In the fifth and sixth column we give the probably of detecting a jet that is identical to Sw 1644+57, but observed off-axis, using two different estimates of the light curve past the last available observation (see sec. 2.1).

for the realistic scenario (Eq. 3c) this is lower at 21%. In Fig. 3 we show  $P_7$  and  $P_{\geq 1}$  for lower Lorentz factors; at  $\Gamma_j < 3$ , the hypothesis that all seven TDFs hosted a jet is ruled out at 95% confidence for all three scenarios of the internal jet model.

Our upper limits also constrain the possibility that a jet similar to Sw 1644+57 was launched after the disruption. To place the Jansky VLA observations on the estimated off-axis light curve (Eq. 2), we equate the time of disruption to the time of the *Swift* trigger and we scale the flux using  $(d_{L,Sw}/d_L)^2$ , with  $d_{L,Sw}$  the luminosity distance of Sw 1644+57. From Fig. 1 we see that our upper limits on the radio flux of five TDFs (TDE1, D23H-1, PTF10iya, and PS1-10jh) are inconsistent with the estimated off-axis light curve of Sw 1644+57 for all viewing angles and both versions of the late-time evolution we considered in sec. 2.1.

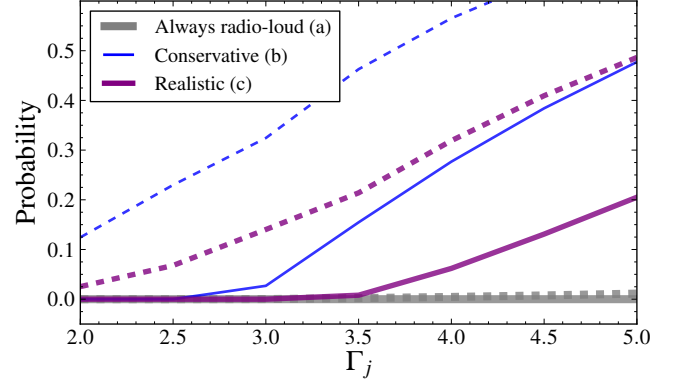
#### 4.2. Constraints from (future) radio transients surveys

A different method to test whether jets like Sw 1644+57 are common to stellar tidal disruptions is to compute the rate of these transients. The snapshot rate (or areal density) at a given flux density limit  $F_{\nu,lim}$  can be estimated directly from the Sw 1644+57 light curve:

$$R(F_{\nu,lim}) \sim 8 \times 10^{-3} \Gamma_j^{-2} \left( \frac{F_{\nu,Sw}}{F_{\nu,lim}} \right)^{3/2} \frac{\Delta T \dot{N}_{TDJ}}{10^{-5}} \frac{\rho_{BH}}{5 \times 10^{-3} \text{ Mpc}^{-3}} \text{ deg}^{-2}. \quad (4)$$

Here  $\Delta T$  is the time in years that the flux of Sw 1644+57 is above  $F_{\nu,Sw}$ ,  $\rho_{BH}$  is the black hole density, and  $\dot{N}_{TDJ}$  is the rate of stellar tidal disruptions with jets. If Sw 1644+57 was a typical stellar tidal disruption, this rate should be of the same order as the TDF rate inferred from soft X-ray (Donley et al. 2002) or optical (van Velzen & Farrar 2012) surveys, i.e.,  $\dot{N}_{TDJ} \sim 10^{-5} \text{ yr}^{-1}$ .

The 5 GHz light curve of Sw 1644+57 implies  $\Delta T \approx 1 \text{ yr}$  for  $F_{\nu,Sw} = 20 \text{ mJy}$ . For  $\Gamma_j = 2$ , we can thus obtain the snapshot rate for a radio variability survey with a threshold at 10 mJy:  $R(10 \text{ mJy}) = 5 \times 10^{-3} \text{ deg}^{-2}$ . This rate is



**Figure 3.** The probability of our data (i.e., no flux above the two times the image rms) for the three scenarios of the internal model (Eq. 3). The solid lines show  $P_7$  the probability that all seven TDFs we observed indeed hosted a jet; the dashed lines show  $P_{\geq 1}$  the probability that at least one flare hosted a jet. For  $\Gamma_j < 3$  the former hypothesis is ruled out at 95% confidence for all scenarios.

close to the existing upper limits on the snapshot rate at 5 GHz (e.g., Scott 1996; Bower et al. 2007, 2011) – see Frail et al. (2012) for a review. Hence the observed light curve of Sw 1644+67 implies that near-future radio variability survey will either measure or constrain  $\dot{N}_{TDJ}$ .

## 5. Conclusion & Discussion

We obtained upper limits at the  $\sim 10 \mu\text{Jy}$  level of the 5 GHz flux of seven stellar tidal disruptions events that were discovered with optical/UV imaging surveys. This is three orders of magnitude lower than the recently discovered TDFs with radio emission, suggesting that stellar tidal disruptions come in different flavors, ranging from radio-loud to radio-quiet (or radio-silent). To explore how this conclusion would be biased by the large possible parameter range inherent to TDFs, we compared our upper limits to currently available jet models, taking into account Doppler boosting and temporal evolution of the radio emission.

We used our observations to constrain the jet model of van Velzen et al. (2011). For a jet Lorentz factor of  $\Gamma_j = 5$ , we can rule out the optimistic (“always radio-loud”) scenario for four of the seven flares. The probability that the other three TDF candidates did launch such jets, but are not detected because Doppler boosting reduced the flux below two times the image rms is only 4%. The hypothesis that all events hosted jets that only becomes radio-loud when the fallback rate drops below 2% of the Eddington accretion rate (i.e., as observed in stellar mass black holes) is less constrained. Only for jets with  $\Gamma_j < 3$  this hypothesis is ruled out at 95% CL. Our results are consistent with the recent radio observations of X-ray detected TDFs by Bower et al. (2013), which yielded two detections (Table 1), implying that 0–10% of these flares launched relativistic jets (the radio-loud fraction in this sample could be zero because an AGN-origin for the radio emission of the two detected events is currently not ruled out).

We have also investigated the possibility that our sample of TDFs hosted a jet which is identical to Sw 1644+57, but oriented at a larger angle between the observer and the

jet. Under the conservative assumption that jet Lorentz factor is constant ( $\Gamma_j = 2$ ), the estimated off-axis light curves of this relativistic TDF are inconsistent with the non-detection for four of the seven flares, for all possible observer angles. The hypothesis that all of the other TDFs hosted jets identical to Sw 1644+57 is ruled out at the 95% confidence level.

Our results are not sensitive to our assumption that the time of disruption equals the time of the *Swift* trigger. If the hard X-rays of the jet are emitted only after ten times the fallback time ( $\sim 1$  yr), the predicted off-axis flux is increased by just 50%. A more serious caveat is that the off-axis light curves we used in this work are only valid for circumnuclear environments that are identical to the host of Sw 1644+57. This is not likely to be the case: the blue colors of optical/UV flares imply little optical extinction (i.e., reddening), while for Sw 1644+57 this extinction is much higher,  $A_V = 3 - 5$  mag (Bloom et al. 2011). Finally, we note that the black hole mass of Sw 1644+57 may be a factor 5–10 smaller than the median black hole mass of thermal TDFs that we followed-up. The duration of the super-Eddington fallback rate of the flares in our sample may therefore be a year shorter, while the total jet energy could be factor 3 higher (for an accretion rate that is capped at the Eddington limit). A more sophisticated treatment of the off-axis light curves in the external model should take these differences into account, e.g., using radiative transfer onto the output of 2D hydrodynamical simulations (van Eerten & MacFadyen 2011) for a range of black hole masses and environments.

Definite proof that relativistic TDFs with evidence for jetted emission are an intrinsically different class can be obtained by radio transient surveys. For a disruption rate that is of the same of order as the rate of thermal TDFs, the areal density of radio transients like Sw 1644+57 (Eq. 4) almost exceeds the current upper limits. Near-future radio variability surveys, such as VAST (Murphy et al. 2012), ThunderKAT, which is part of MeerKAT (Booth et al. 2009), or the LOFAR Transients Key Science Project (Fender 2012), will either detect tens to hundreds of TD jets per year, or conclude that the rate of stellar tidal disruptions with jets is lower than the rate of thermal TDFs.

If a division between tidal disruptions with and without jets indeed exists, it presents a challenge to the idea that radio-loudness can be explained by state changes of accretion disk. Some authors have argued that the spin of the black hole is an important parameter in the production of stellar tidal disruption jets (e.g., Lei & Zhang 2011; Krolik & Piran 2012; Stone & Loeb 2012): TD jets may require rapidly spinning black holes, the presence of a pre-existing accretion disk, and/or the alignment of the disk angular momentum vector and the black hole spin vector. Observations of the emission from the accretion disk of tidal disruptions with jets will help to test these ideas.

*Acknowledgements.* SvV would like to thank the anonymous referee for the quick reply and useful comments. The VLA is operated by the National Radio Astronomy Observatory, a facility of the National Science Foundation operated under cooperative agreement by Associated Universities, Inc.

## References

Abramowicz, M. A. & Fragile, P. C. 2013, *Living Reviews in Relativity*, 16, 1

- Bade, N., Komossa, S., & Dahlem, M. 1996, *A&A*, 309, L35  
 Berger, E., Zauderer, A., Pooley, G. G., et al. 2012, *ApJ*, 748, 36  
 Best, P. N. & Heckman, T. M. 2012, *MNRAS*, 421, 1569  
 Bloom, J. S., Giannios, D., Metzger, B. D., et al. 2011, *Science*, 333, 203  
 Bogdanović, T., Eracleous, M., Mahadevan, S., Sigurdsson, S., & Laguna, P. 2004, *ApJ*, 610, 707  
 Booth, R. S., de Blok, W. J. G., Jonas, J. L., & Fanaroff, B. 2009, *ArXiv:0910.2935*  
 Bower, G. C. 2011, *ApJ*, 732, L12  
 Bower, G. C., Metzger, B. D., Cenko, S. B., Silverman, J. M., & Bloom, J. S. 2013, *ApJ*, 763, 84  
 Bower, G. C., Saul, D., Bloom, J. S., et al. 2007, *ApJ*, 666, 346  
 Bower, G. C., Whysong, D., Blair, S., et al. 2011, *ApJ*, 739, 76  
 Burrows, D. N., Kennea, J. A., Ghisellini, G., et al. 2011, *Nature*, 476, 421  
 Cenko, S. B., Bloom, J. S., Kulkarni, S. R., et al. 2012a, *MNRAS*, 420, 2684  
 Cenko, S. B., Krimm, H. A., Horesh, A., et al. 2012b, *ApJ*, 753, 77  
 Condon, J. J., Cotton, W. D., Greisen, E. W., et al. 1998, *AJ*, 115, 1693  
 De Colle, F., Guillochon, J., Naiman, J., & Ramirez-Ruiz, E. 2012, *ApJ*, 760, 103  
 Donley, J. L., Brandt, W. N., Eracleous, M., & Boller, T. 2002, *AJ*, 124, 1308  
 Drake, A. J., Djorgovski, S. G., Mahabal, A., et al. 2011, *ApJ*, 735, 106  
 Esquej, P., Saxton, R. D., Freyberg, M. J., et al. 2007, *A&A*, 462, L49  
 Esquej, P., Saxton, R. D., Komossa, S., et al. 2008, *A&A*, 489, 543  
 Evans, C. R. & Kochanek, C. S. 1989, *ApJ*, 346, L13  
 Falcke, H. & Biermann, P. L. 1995, *A&A*, 293, 665  
 Falcke, H., Kording, E., & Markoff, S. 2004, *A&A*, 414, 895  
 Falcke, H., Malkan, M. A., & Biermann, P. L. 1995, *A&A*, 298, 375  
 Falcke, H., Sherwood, W., & Patnaik, A. R. 1996, *ApJ*, 471, 106  
 Fender, R. P. 2001, *MNRAS*, 322, 31  
 Fender, R. P. 2012, in *IAU Symposium*, Vol. 285, *IAU Symposium*, ed. R. E. M. Griffin, R. J. Hanisch, & R. Seaman, 11–16  
 Fender, R. P., Belloni, T. M., & Gallo, E. 2004, *MNRAS*, 355, 1105  
 Frail, D. A., Kulkarni, S. R., Ofek, E. O., Bower, G. C., & Nakar, E. 2012, *ApJ*, 747, 70  
 Frank, J. & Rees, M. J. 1976, *MNRAS*, 176, 633  
 Gezari, S., Basa, S., Martin, D. C., et al. 2008, *ApJ*, 676, 944  
 Gezari, S., Chornock, R., Rest, A., et al. 2012, *Nature*, 485, 217  
 Gezari, S., Heckman, T., Cenko, S. B., et al. 2009, *ApJ*, 698, 1367  
 Gezari, S., Martin, D. C., Milliard, B., et al. 2006, *ApJ*, 653, L25  
 Ghisellini, G. & Celotti, A. 2001, *A&A*, 379, L1  
 Giannios, D. & Metzger, B. D. 2011, *MNRAS*, 416, 2102  
 Granot, J., Piran, T., & Sari, R. 1999, *ApJ*, 527, 236  
 Greiner, J., Schwarz, R., Zharikov, S., & Orlo, M. 2000, *A&A*, 362, L25  
 Grupe, D., Thomas, H.-C., & Leighly, K. M. 1999, *A&A*, 350, L31  
 Guillochon, J. & Ramirez-Ruiz, E. 2012, *arXiv:1206.2350*  
 Ho, L. C. 1999, *ApJ*, 516, 672  
 Jester, S. 2008, *MNRAS*, 389, 1507  
 Kellermann, K. I., Sramek, R., Schmidt, M., Shaffer, D. B., & Green, R. 1989, *AJ*, 98, 1195  
 Komossa, S. 2002, in *Lighthouses of the Universe*, ed. M. Gilfanov, R. Sunyaev, & E. Churazov, 436–442  
 Komossa, S. & Bade, N. 1999, *A&A*, 343, 775  
 Komossa, S. & Greiner, J. 1999, *A&A*, 349, L45  
 Komossa, S., Zhou, H., Wang, T., et al. 2008, *ApJ*, 678, L13  
 Kording, E. G., Jester, S., & Fender, R. 2006, *MNRAS*, 372, 1366  
 Kording, E. G., Jester, S., & Fender, R. 2008, *MNRAS*, 383, 277  
 Krolik, J. H. & Piran, T. 2012, *ApJ*, 749, 92  
 Lei, W.-H. & Zhang, B. 2011, *ApJ*, 740, L27  
 Levan, A. J., Tanvir, N. R., Cenko, S. B., et al. 2011, *Science*, 333, 199  
 Leventis, K., van Eerten, H. J., Meliani, Z., & Wijers, R. A. M. J. 2012, *MNRAS*, 427, 1329  
 Lidskii, V. V. & Ozernoi, L. M. 1979, *Soviet Astronomy Letters*, 5, 16  
 Lin, D., Carrasco, E. R., Grupe, D., et al. 2011, *ApJ*, 738, 52  
 Lind, K. R. & Blandford, R. D. 1985, *ApJ*, 295, 358  
 Lodato, G. & Rossi, E. M. 2011, *MNRAS*, 410, 359  
 Loeb, A. & Ulmer, A. 1997, *ApJ*, 489, 573  
 Maccarone, T. J. 2003, *A&A*, 409, 697  
 Maksym, W. P., Ulmer, M. P., & Eracleous, M. 2010, *ApJ*, 722, 1035  
 Merloni, A., Heinz, S., & di Matteo, T. 2003, *MNRAS*, 345, 1057

- Metzger, B. D., Giannios, D., & Mimica, P. 2012, MNRAS, 420, 3528
- Miller, J. M. & Gültekin, K. 2011, ApJ, 738, L13
- Mirabel, I. F. & Rodríguez, L. F. 1999, ARA&A, 37, 409
- Murphy, T., Chatterjee, S., Kaplan, D. L., et al. 2012, ArXiv:1207.1528
- Nagar, N. M., Falcke, H., Wilson, A. S., & Ho, L. C. 2000, ApJ, 542, 186
- Nolthenius, R. A. & Katz, J. I. 1982, ApJ, 263, 377
- Phinney, E. S. 1989, in IAU Symposium, Vol. 136, The Center of the Galaxy, ed. M. Morris, 543–553
- Plotkin, R. M., Anderson, S. F., Brandt, W. N., et al. 2012, ApJ, 745, L27
- Rawlings, S. & Saunders, R. 1991, Nature, 349, 138
- Rees, M. J. 1988, Nature, 333, 523
- Rosswog, S., Ramirez-Ruiz, E., & Hix, W. R. 2009, ApJ, 695, 404
- Sari, R. & Piran, T. 1995, ApJ, 455, L143
- Saxton, R. D., Read, A. M., Esquej, P., et al. 2012, A&A, 541, A106
- Scott, W. K. 1996, PhD thesis, University Of British Columbia
- Sikora, M., Stawarz, L., & Lasota, J.-P. 2007, ApJ, 658, 815
- Stone, N. & Loeb, A. 2012, Physical Review Letters, 108, 061302
- Strubbe, L. E. & Quataert, E. 2009, MNRAS, 400, 2070
- van Eerten, H. J. & MacFadyen, A. I. 2011, ApJ, 733, L37
- van Velzen, S., Falcke, H. D. E., & Farrar, G. R. 2010, in ISKAF2010 Science Meeting
- van Velzen, S. & Farrar, G. R. 2012, in European Physical Journal Web of Conferences, Vol. 39, European Physical Journal Web of Conferences, 8002
- van Velzen, S., Farrar, G. R., Gezari, S., et al. 2011, ApJ, 741, 73
- van Velzen, S., Kording, E., & Falcke, H. 2011, MNRAS, 417, L51
- Wang, T.-G., Zhou, H.-Y., Komossa, S., et al. 2012, ApJ, 749, 115
- Willott, C. J., Rawlings, S., Blundell, K. M., & Lacy, M. 1999, MNRAS, 309, 1017
- Zauderer, B. A., Berger, E., Soderberg, A. M., et al. 2011, Nature, 476, 425
- Zhang, W. & MacFadyen, A. 2009, ApJ, 698, 1261