

“Flat” broad line region and γ -ray absorption in blazars

F. Tavecchio^{1*} and G. Ghisellini¹

¹INAF – Osservatorio Astronomico di Brera, via E. Bianchi 46, I-23807 Merate, Italy

26 February 2024

ABSTRACT

We study the impact of the geometry of the broad line region (BLR) on the expected absorption, through the $\gamma\gamma \rightarrow e^\pm$ process, of γ rays produced in the relativistic jet of flat spectrum radio quasars (FSRQ). We consider “flat” (or “disky”) BLR models, and use BLR spectra calculated with the photoionization code CLOUDY, already used to investigate the emission and the absorption of high-energy photons in FSRQ. We characterize the energy-dependent optical depth of the process, $\tau(E)$, for different accretion disk luminosities, aperture angles of the BLR (α , as measured from the equatorial plane), and initial injection energies of the high-energy photons, R_o . We study in particular how the change of these parameters influences the spectral break at GeV energies, predicted if the emission occurs within the BLR. We found a well defined relation between the break energy and the post-break slope, both uniquely determined by α . We finally find that even a rather disk-like BLR ($\alpha \sim 25^\circ$) corresponds to important absorption ($\tau > 1$) of photons above few tens of GeV produced within the BLR. We therefore conclude that the VHE emission detected from FSRQs occurs beyond the BLR.

Key words: radiation mechanisms: non-thermal — γ -rays: theory — γ -rays: observations

1 INTRODUCTION

The presence of intense, broad ($v_{\text{FWHM}} > 1000 \text{ km s}^{-1}$) emission lines is one of the distinctive features of “type-1” Active Galactic Nuclei (e.g. Osterbrock 1988, Netzer 2008). According to the current paradigm, lines originate in the so-called broad line region (BLR), where dense ($n = 10^{10-11} \text{ cm}^{-3}$) clouds of gas, possibly part of a disk wind (e.g., Emmering et al. 1992, Elvis 2000, Trump et al. 2011), moving with keplerian velocity around the black hole (BH), are photo-ionized by the optical-UV emission of the central regions of the accretion disk. From the typical spectrum one can infer some of the basic properties of the clouds (temperature, density, composition; e.g., Kaspi & Netzer 1999, Korista & Goad 2000) and, using the so-called “reverberation mapping” technique (e.g., Peterson & Wandel 2000), also their distance from the BH (e.g. Kaspi et al. 2000, 2007, Bentz et al. 2009) which can be used, in combination with the observed line width, to infer the mass of the BH (e.g. McLure & Dunlop 2001). Despite the decades of intense studies, some of the basic facts concerning the BLR are still under debate. In particular it is unclear whether the BLR is spherical or, instead, it is characterized by a “flattened” geometry (e.g. Shields 1978), as expected in the case of a disk wind and as proposed for narrow-line Seyfert 1 galaxies, to reconcile the usually small inferred black hole masses with those of the broad line Sy1 (Decarli et al. 2008). Concerning the specific case of radio-loud AGN, several studies concluded that a flat geometry is favorite. For

instance, early in the eighties Wills & Browne (1986) found a correlation between the width of the $H\beta$ line and the core-to-extended radio flux at 5 GHz suggesting a BLR concentrated in the plane normal to the jet axis. Similar results have been more recently obtained by Jarvis & McLure (2006). Decarli, Dotti & Treves (2011) find the evidence that line width in blazars (in which, plausibly, the accretion disk is observed nearly on-axis) is smaller than in not aligned quasars, again suggesting that the BLR is flat, with an average thickness-radius ratio, $H/R \approx 0.05$.

The bright γ -ray ($> 100 \text{ MeV}$) emission from blazars, in particular the powerful flat spectrum radio quasars (FSRQ), is widely interpreted as produced through the inverse Compton scattering of soft photons by the relativistic electrons in the jet whose synchrotron continuum accounts for the low frequency (IR–optical) bump in the SED. The nature of the soft target photons is however still matter of debate: besides the synchrotron photons themselves (Maraschi et al. 1992) and the (“external”) optical-UV photons from the broad line clouds (Sikora et al. 1994), possible other external sources include the UV–optical emission of the accretion disk (Dermer & Schlickeiser 1993) and the IR thermal emission from the dusty torus (Blażejowski et al. 2000). All these components are present at some level at all distances from the central black hole, but the relative importance changes with distance (e.g., Dermer et al. 2009, Sikora et al. 2009, Ghisellini & Tavecchio 2009). In particular, photons from the BLR should be dominant at distances of 10^2 – 10^3 Schwarzschild radii (10^{16-17} cm for typical BH masses around $10^9 M_\odot$) commonly inferred from the variability timescale of these sources (e.g. Tavecchio et al. 2010, Foschini et al. 2010, Ackermann et al. 2010). Instead, IR photons or even internal syn-

* E-mail: fabrizio.tavecchio@brera.inaf.it

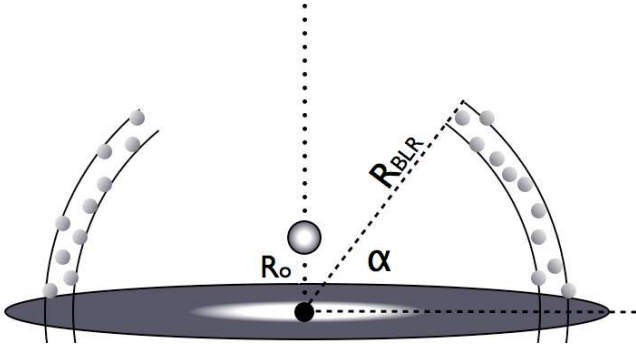


Figure 1. Sketch of the geometry for the calculation of the optical depth. γ -rays are produced in the jet at a height R_o above the central black hole and travel into the radiation field of the BLR, characterized by aperture α and radius R_{BLR} . The accretion disc illuminates the clouds.

chrotron photons dominate if the emitting region is located far beyond the BLR, as argued by, e.g., Sikora et al. (2008), Marscher et al. (2008, 2010), Abdo et al. (2010). If the jet main emission region is located within the BLR, the emission line photons, besides acting as seeds for the IC process, are also a source of *opacity* for the outgoing γ -ray emission at energies above 1 GeV through the reaction: $\gamma\gamma \rightarrow e^\pm$ (e.g. Donea & Protheroe 2003, Liu & Bai 2006, Tavecchio & Mazin 2009, hereafter TM09, Poutanen & Stern 2010, hereafter PS10). Assuming typical FSRQ parameters, the estimated optical depth τ above few tens of GeV would exceeds $\tau \sim 10$, making the detection of very high energy photons (VHE; $E > 50$ GeV) rather problematic in these sources. The great majority of FSRQs, indeed, display rather steep GeV spectra, and opacity effects seem to explain quite well the “universal” break observed at few GeV in the LAT spectra of FSRQs (PS10, Stern & Poutanen 2011). However, the detection of a few FSRQs at VHE energies (Albert et al. 2008, Wagner et al. 2010, Aleksic et al. 2011a) implies a minimal degree of absorption, leading to propose that, at least during these events, the emission occurs *beyond* the BLR (Aleksic et al. 2011a,b, Tanaka et al. 2011, Tavecchio et al. 2011, Nalewajko et al. 2012, Dermer et al. 2012), although the observed fast variability requires a rather compact emission region.

Previous works generally assumed a spherical geometry for the BLR. This paper aims at extending the study of the absorption of γ rays in the BLR, already started in TM09, exploring in particular the consequences of a “flat” geometry for the BLR. In this case one might expect a substantial reduction of the opacity to HE and VHE photons. This guess is based on the fact that the most effective collisions are those head-on, disfavored in a flat geometry. To this aim we calculate the expected BLR spectrum using the photoionizing code CLOUDY (Ferland et al. 1998) with the assumption already used in Tavecchio & Ghisellini (2008) and TM09, extending the calculation of τ to a flat geometry (§2). Then we discuss the results, showing the optical depth for different combinations of the parameters specifying the system (§3). We discuss the effect of such a geometry on the expected break at GeV energies discussed by PS10 and on the opacity at TeV energies. In §4 we discuss the results.

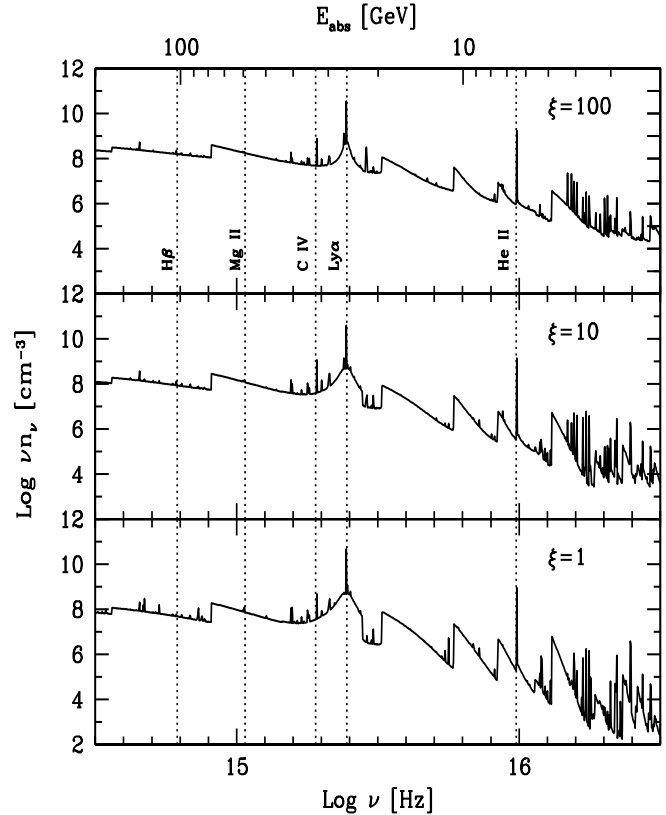


Figure 2. Zoom on the optical-UV band of BLR spectrum for different values of the ionization parameter, $\xi = 10, 10^2$ and 10^3 . Dotted vertical lines indicate the position of the most important emission lines (as labeled). The two most prominent lines are the $Ly\alpha$ lines of H and He II. These are also the two lines providing most of the opacity at GeV energies. The top x -axis reports the energy of the target γ -ray photons, calculated for the maximum of the cross section and head-on collisions (see text).

2 THE MODEL

2.1 BLR emission and geometry

We refer to Tavecchio & Ghisellini (2008) and TM09 for a deeper discussion of the model and of the assumptions used in the calculations. The assumed geometry is sketched in Fig. 1. Although there are indications pointing to a complex, stratified structure (e.g., Denney et al. 2009), for simplicity we model the BLR as a thin spherical shell with inner radius R_{BLR} filled with clouds characterized by density $n_{gas} = 10^{10} \text{ cm}^{-3}$ and column $N_H = 10^{23} \text{ cm}^{-2}$. To mimic “flat” geometries we limit the BLR to an angle α (measured from the disc plane) and we assume that at larger angles there are no clouds (as in Fig. 1).

Based on the typical line/continuum luminosity ratio we always assume that BLR clouds intercept a fraction $C = \Omega_{BLR}/2\pi = 0.1$ of the illuminating continuum (we consider only the hemisphere toward the observer, since the other one is occulted by the disk). In the case of a “flat geometry” this requirement implies a *lower* limit to the BLR angle, α_{min} . The existence of this limit can be simply understood considering that, in order to keep C constant for decreasing α , the clouds are forced to occupy a decreasing volume, until they will completely fill all the available space. In that case the solid angle of the geometrical structure con-

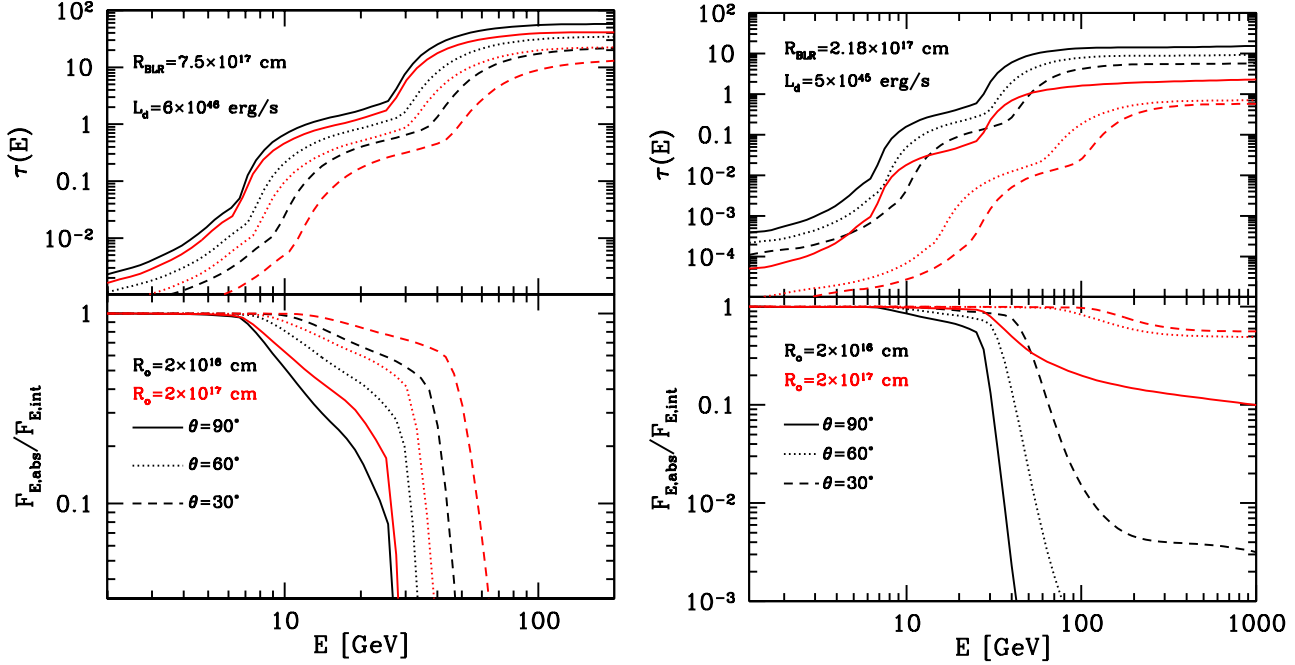


Figure 3. *Upper panel:* optical depth of γ rays as a function of the energy for different parameters. Solid, dotted and dashed lines report the results for BLR angles $\alpha = 90^\circ$, 60° and 30° . Black and red lines are for initial distances $R_o = 2 \times 10^{16}$ cm and $R_o = 2 \times 10^{17}$ cm, respectively. *Lower panel:* Absorbed over intrinsic flux ratio. Parameters as above. Note the spectral breaks in correspondence to “jumps” in the optical depth. The left plot has been calculated for a disk luminosity $L_d = 6 \times 10^{46}$ erg s $^{-1}$. The right panel is for $L_d = 5 \times 10^{45}$ erg s $^{-1}$. In both cases R_{BLR} is calculated following the scaling adopted by Ghisellini & Tavecchio (2009).

taining the clouds satisfies $\Omega_{\text{BLR}} = 2\pi C$, that is:

$$\int_0^{\alpha_{\min}} 2\pi \sin \alpha d\alpha = 2\pi C \rightarrow \alpha_{\min} = \arccos(1 - C) \quad (1)$$

which, for $C = 0.1$, gives $\alpha_{\min} \simeq 25^\circ$. For simplicity, in this calculation (and in the entire paper) an *isotropic* photo-ionizing radiation field is assumed. For a geometrically thin accretion disk, for which the flux depends on the cosine of the angle from the jet axis (e.g., Frank, King & Raine 2002), one would obtain a larger value of α_{\min} , due to the depression of the disk flux at large angles. Given this limit, in the following example we assume $\alpha > 25^\circ$.

The central illuminating continuum is modelled as a combination of an UV bump and a flat X-ray power law (see Korista & Goad 2001 and Tavecchio & Ghisellini 2008) and total luminosity L_d . We assume a disk temperature $T_d = 1.5 \times 10^5$ K.

The main features of the spectrum produced by BLR clouds depend on the value of the ionization parameter, ξ . We define $\xi \equiv L_d/n_{\text{gas}}R_{\text{BLR}}^2$, using the bolometric luminosity of the ionizing continuum. Fig. 2 shows three examples of spectra in the optical-UV region [represented as $\nu n(\nu)$, the relevant quantity for absorption, where $n(\nu)$ is the specific photon energy density] for three different values of $\xi = 10, 10^2$ and 10^3 . While some of the features change with ξ , the most prominent lines, such as the hydrogen ($\nu = 2.5 \times 10^{15}$ Hz) and the helium II ($\nu = 10^{16}$ Hz) Ly α lines, are rather stable (see also PS10).

To reduce the number of free parameters, for a given disk luminosity L_d we have fixed the BLR radius according to the relation

$$R_{\text{BLR}} = 10^{17} \left(\frac{L_d}{10^{45} \text{ erg s}^{-1}} \right)^{0.5} \text{ cm} \quad (2)$$

(e.g., Ghisellini & Tavecchio 2009) which is a good approximation of the results of the reverberation mapping technique. Therefore,

since $n \propto L_d/R_{\text{BLR}}^2$, $\tau \propto nR_{\text{BLR}} \propto L_d^{0.5}$ increases with the disk luminosity while the ionization parameter $\xi = 10$ is constant (corresponding to the spectrum shown in the middle panel of Fig. 2). As a consequence, the “shape” of the optical depth as a function of the photon energy is fixed, and only its normalization changes with the disk luminosity.

2.2 Absorption of γ rays

Gamma-ray photons are produced in a region (assumed stationary) located at an eighth R_o over the central BH and propagate within the radiation field of the BLR. The optical depth for the $\gamma\gamma \rightarrow e^\pm$ process, $\tau(E)$, is calculated as (e.g., Liu & Bai 2006):

$$\tau(E) = \int_{R_o}^{\infty} dx \int d\Omega \int d\nu n(\nu, \Omega, x) \sigma_{\gamma\gamma}(E, \nu, \Omega) (1 - \mu) \quad (3)$$

where E is the energy of the γ -rays, x is the distance of the photons from the BH, $\mu = \cos \theta$, where θ is the collision angle, $n(\nu, \Omega, x)$ is the angle-dependent number density of the BLR photons at each location of the photon path, l , $\sigma_{\gamma\gamma}(E, \nu, \Omega)$ is the pair production cross section (e.g., Heitler 1960) and $d\Omega = -2\pi d\mu$ is the solid angle covered by each portion of the BLR at a given position x . For simplicity of calculation, the upper limit of the integral over x has been set to $5R_{\text{BLR}}$.

Thanks to the existence of a sharp kinematic threshold for the process and of a well defined maximum of the cross section, for a given frequency of the target photons it is possible to associate the energy of the γ rays most effectively interacting and absorbed (and *viceversa*). From the threshold definition we have:

$$h\nu = \frac{2m_e^2 c^4}{(1 - \mu)E} \quad (4)$$

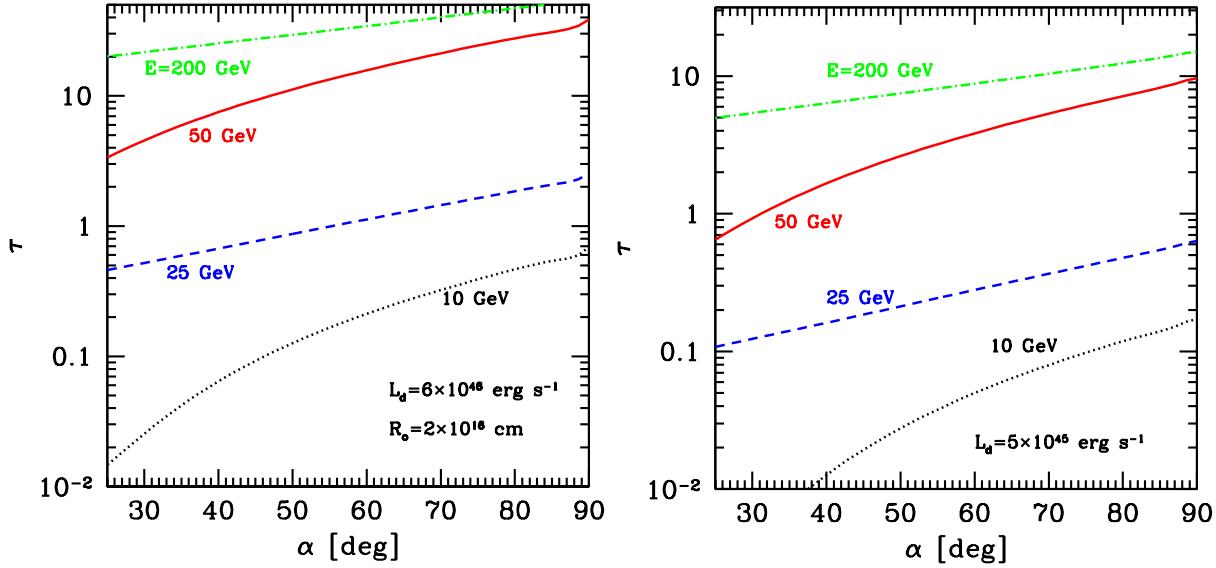


Figure 4. Dependence of τ on the aperture angle α of the BLR for different values of the photon energies: $E = 10$ GeV (dotted, black), 25 GeV (dashed, blue), 50 GeV (solid, red) and 200 GeV (dot-dashed, green). Left panel: $L_d = 6 \times 10^{46} \text{ erg s}^{-1}$. Right panel: $L_d = 5 \times 10^{45} \text{ erg s}^{-1}$. In both cases the distance of the emitting region from the central black hole has been fixed to $R_o = 2 \times 10^{16} \text{ cm}$.

Considering head-on ($\mu = -1$) collisions one obtains the threshold $\nu \approx 6 \times 10^{14} (E/100 \text{ GeV})^{-1} \text{ Hz}$. The top x -axis of Fig. 2 reports the energy E calculated with this relation. Given this strict link between ν and E , the optical depth $\tau(E)$ reflects the spectrum of the soft photon field $n(\nu)$ (smeared by the cross section). In particular (as pointed out by PS10), the H and HeII Ly α line will imprint particular features in the spectrum at typical rest frame energies of $\approx 25 \text{ GeV}$ and 6 GeV .

Due to the kinematics of the process, the most effective collisions are those head-on. Therefore a “closed” (i.e., $\alpha = \pi/2$) BLR will be more opaque than an “open” one for which head-on collisions are suppressed. Moreover, since the threshold for absorption is angle dependent, also the characteristic relation between the γ -ray energy and the corresponding frequency of the target will change (note the angular term in Eq. 4). This effect implies a change of the threshold energy when changing α and R_o .

3 RESULTS

In our scheme, the optical depth $\tau(E)$ depends on the disk luminosity L_d and on two geometrical parameters: the BLR angle α and the eighth of the injection region, R_o .

Concerning the luminosity, in the following examples we focus on two values, $L_d = 6 \times 10^{46} \text{ erg s}^{-1}$ and $5 \times 10^{45} \text{ erg s}^{-1}$. These particular values bracket the distribution of disk luminosities of γ -ray emitting FSRQ (e.g., Ghisellini et al. 2010). Moreover, they characterize some “prototypical” FSRQs: the higher luminosity is appropriate for the accretion disk in 3C454.3 (e.g., Bonnoli et al. 2011), while the lower value is close to the luminosity of the disk in 3C279 (Pian et al. 1999). The corresponding radii of the BLR, estimated with the scaling provided by Eq. 2, are $R_{\text{BLR}} = 7.5 \times 10^{17} \text{ cm}$ and $2.18 \times 10^{17} \text{ cm}$.

Having fixed the luminosities, the model is now only specified by the geometrical parameters α and R_o . Fig. 3 (upper panels)

shows the optical depth as a function of energy, $\tau(E)$, calculated with our model for different values of the BLR angle α and initial distance R_o and for the two different values of L_d . Fig. 4 and Fig. 5 show τ as a function of R_o and α for different values of the photon energy.

All the curves in Fig. 3 have the same structure, strictly linked to the features of BLR spectrum. In all cases the optical depth monotonically increases with energy and two well defined “jumps” are visible, where the optical depth suddenly increases. These two steps mark the threshold energy for collisions with target photons belonging to the HeII and H Ly α lines (see the discussion in PS10). For a closed geometry (solid lines) the critical energies reflect the threshold energies for the most effective head-on ($\theta = \pi$) collisions, $E_{\text{HeII}} = 6 \text{ GeV}$ and $E_{\text{H}} = 25 \text{ GeV}$ using Eq. 4 (more discussion in §3.1).

As already noted, the value of the energy threshold is angle dependent. Therefore the position of the jumps in $\tau(E)$ depend on the BLR geometry and position of the emission region. In particular, for opened geometries, the corresponding curves preserve their shape but they are approximately shifted toward higher energies and the overall level decreases. Both effects are easy to understand: the general decrease of τ is in fact expected because of the reduced efficiency (the typical interaction angle progressively decreases), while the shift in energy is due to the $(1 - \mu)$ dependence in the threshold (Eq. 4): target photons of a given energy interact with γ rays with increased energy. This effects are clearly visible in Fig. 3 where, together with the case of the “closed” geometry, we also report the results for $\alpha = 60^\circ$ and 30° .

The same kinematic and angular effects also regulate the behavior of the curves in Fig. 4 and 5. In particular, the behavior of the curves in Fig. 5, showing the dependence of the opacity on the injection height, deserve some comments. In the case of the “closed” geometry ($\alpha = \pi/2$, solid curves), the optical depth gradually decreases for increasing values of R_o as long as $R_o < R_{\text{BLR}}$ since γ -ray photons travel for progressively smaller distances within the

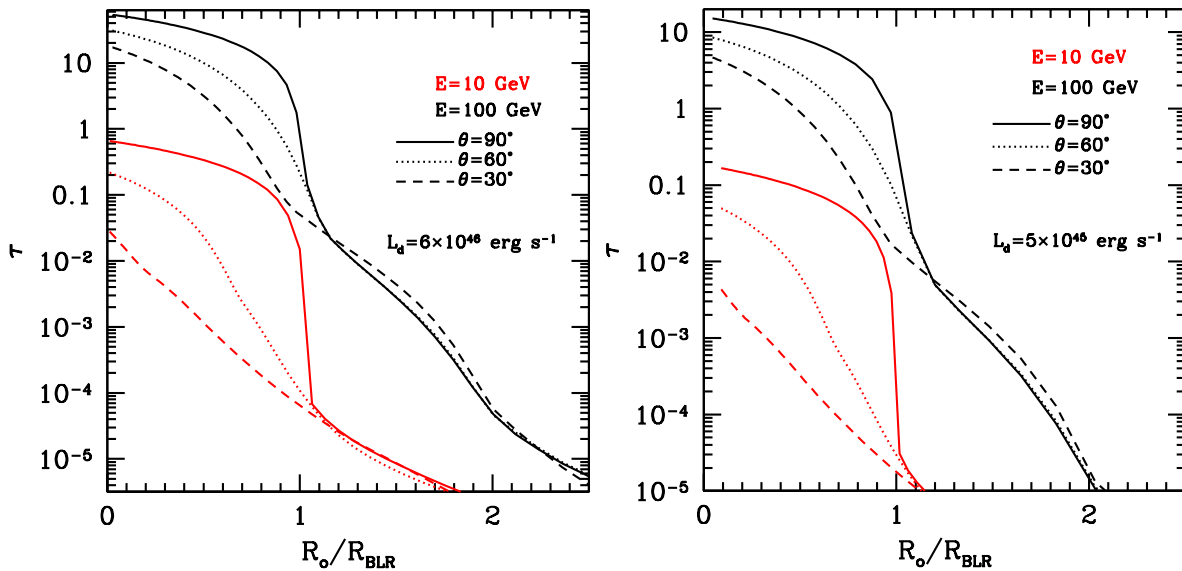


Figure 5. Dependence of τ on the position of the injection of γ rays for different values of the photon energy (10 GeV, red and 100 GeV black) and BLR angle (solid line: $\alpha = 90^\circ$; dotted: 60° ; dashed: 30°). The right and left panels show the case with $L_d = 6 \times 10^{46} \text{ erg s}^{-1}$ and $L_d = 5 \times 10^{45} \text{ erg s}^{-1}$, respectively.

BLR. When the injection height coincides with the BLR radius, the optical depth shows a rapid decrease, caused by the abrupt transition from a situation in which τ is dominated by head-on ($\theta = \pi$) collision to that in which only unfavorable collision angles ($\theta < \pi/2$) are allowed. The same behaviour is followed by the curves corresponding to different α (dotted lines: 60° ; dashed: 30°) although the decrease of τ at $R_o = R_{\text{BLR}}$ is smoother due to the intrinsic absence of the critical head-on collisions.

3.1 Effect on the spectrum: the “GeV break”

All the features discussed above for the optical depth $\tau(E)$ are reflected by the out-going *absorbed* γ -ray spectrum of FSRQ. In particular, as pointed out in PS10, for power law intrinsic spectra $F_{\text{int}}(E) \propto E^{-\Gamma}$, the “jumps” in the optical depth imprint in the absorbed spectrum (lower panels in Fig. 3), spectral *breaks* where the observed spectrum displays a sudden change of slope, i.e. $F_{\text{obs}}(E) = F_{\text{int}}(E) e^{-\tau(E)} \propto E^{-(\Gamma+\Delta\Gamma)}$ above the break energy $E > E_{\text{br}}$ corresponding to the energy threshold for a given emission line. The breaks are clearly visible in the cases in which the optical depth approaches unity, $\tau \gtrsim 0.1$. For a closed geometry, these breaks are located always at the same energy and PS10 argued that this effect associated to the HeII line could account for the “universal” energy break observed at few GeV in the LAT spectra of FSRQs.

The variations of the energy of the jumps in τ caused by changes in α and R_o translate in the change of the break energies in the observed spectrum. Furthermore, since the change of the slope at the break is proportional to the optical depth around E_{br} , $\Delta\Gamma \propto \tau(E_{\text{br}})$ (PS10), not only the energy of the break, but also $\Delta\Gamma$ will depend on α and R_o . Both effects are clearly visible in the lower panel of Fig. 3. Figs. 6–8 separately show the dependence of $\Delta\Gamma$ and E_{br} on the geometrical parameters. We limit the results to the case of the HeII break whose energy is the most accessible with *Fermi*/LAT data. As expected, $\Delta\Gamma$, directly proportional to the

optical depth, decreases with decreasing α and increasing R_o . On the other hand, the dependence of E_{br} on R_o , due to the angular dependence of the threshold energy in Eq. 4, is more complex. For $\alpha = \pi/2$ the opacity is mostly determined by head-on collision as long as $R_o < R_{\text{BLR}}$ and thus HeII line photons will produce the break at E_{HeII} . For emission sites beyond the BLR, instead, soft photons are coming at angles $\theta < \pi/2$ and thus, according to the angular dependence in Eq. 4, the break will move to higher energies.

For opened geometries, instead (with no head-on collisions), the increase of R_o determines a decrease of the typical collision angle between γ rays and BLR photons which, due to the angular dependence of the threshold energy, translates in the monotonic increase of E_{br} with R_o . Both dependences reflect that of τ in Figs. 4 and 5. Evidence for variations of the optical depth $\tau(E_{\text{br}})$ (and correspondingly of $\Delta\Gamma$) has been found by Stern & Poutanen (2011) analyzing the *Fermi*/LAT spectra of the bright FSRQ 3C454.3 at different epochs. They interpret these variations as due to different location of the emitting region in a *stratified* BLR, in which (high-ionization) HeII lines are produced at radii smaller than low-ionization lines. Emission episodes occurring well within the BLR, close to the “HeII BLR” would result in strong absorption and large $\Delta\Gamma$. If γ -rays are instead produced at larger radii, the absorption through HeII photons is suppressed and, correspondingly, the break around the HeII threshold energy is less pronounced.

The flat BLR scenario allows a different, although related, interpretation. Also in this case, in fact, the opacity depends on the distance of the emission region from the central black hole. This leads to envisage scenarios in which, analogously to the model of Stern & Poutanen (2011), the location of the emission region in the jet changes with time, causing the opacity to γ -rays to change. In this case, however, the variations are fundamentally linked to the angular dependence of kinematics and energy threshold of the absorption process. If the BLR is “closed” the break energy do not change as long as the emission occurs within the BLR but $\Delta\Gamma$ de-

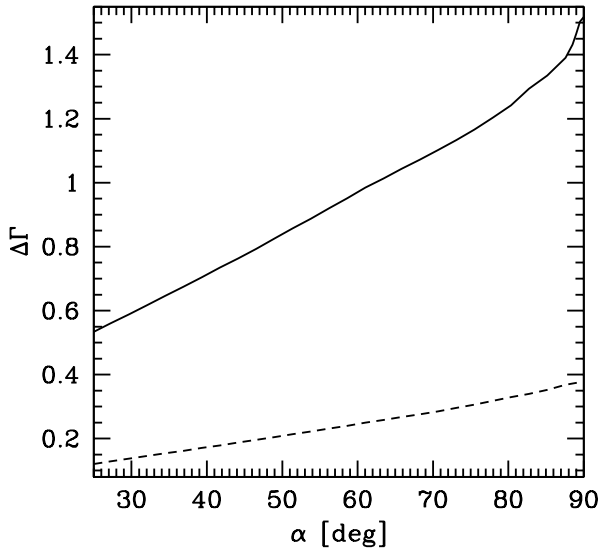


Figure 6. Change of the spectral slope $\Delta\Gamma$ at the HeII threshold in the absorbed γ -ray spectrum as a function of the BLR angle α for $L_d = 6 \times 10^{46} \text{ erg s}^{-1}$ (solid) and $L_d = 5 \times 10^{45} \text{ erg s}^{-1}$ (dashed).

creases for increasing R_o (Fig. 7). Instead, for “opened” geometries, both $\Delta\Gamma$ and E_{br} depend on R_o (Fig. 7 and 8). In this case, see Fig. 9, a well defined connection between $\Delta\Gamma$ and E_b is expected.

The dependence of $\Delta\Gamma$ and E_{br} with geometry, summarized in Figs. 7–8, allows us to envisage several interesting cases. For instance, a break at $E_{br} > E_{\text{HeII}}$ surely points to an open geometry. If, in addition, E_{br} and $\Delta\Gamma$ do not change from state to state, we can conclude that the emitting source is approximately located at a fixed distance from the black hole (as expected in the case of a standing shock). Alternatively, a correlated variation of E_{br} and $\Delta\Gamma$ would allow us, in principle, to determine α . These examples show that the flattened BLR scenario is clearly testable and predictive, allowing, for instance, to determine α if correlated variations of $\Delta\Gamma$ and E_{br} are observed.

3.2 Opacity at VHE

As discussed in the Introduction, one issue that motivated our study was to explore the possibility to avoid important absorption at high energy ($E > 50 \text{ GeV}$). Indeed, as already extensively discussed in literature (e.g. Liu & Bai 2006, Sitarek & Bednarek 2008, TM09, PS10), under standard assumptions the BLR is expected to be strongly opaque above few tens of GeV. This fact forces to conclude that the VHE emission detected from FSRQs is produced outside the BLR (e.g., Tanaka et al. 2011, Aleksic et al. 2011a,b, Tavecchio et al. 2011, Dermer et al. 2012), even if the short variability timescale points to rather compact regions (for a non-standard view considering photon-axion conversions, see Tavecchio et al. 2012).

Fig. 3 shows that for $\alpha = \pi/2$ (“closed” BLR) the optical depth exceeds 10 above 30 GeV for both low and high luminosity if the emission region is located well inside the BLR. For high luminosities the same is true even considering the case of open BLR with α as small as 30° (left panel). At low luminosities, because of the $\tau \propto L_d^{1/2}$ dependence, the optical depth is generally smaller than in the high luminosity case but it is still much larger than 1 for a standard BLR and a jet emission region located inside the

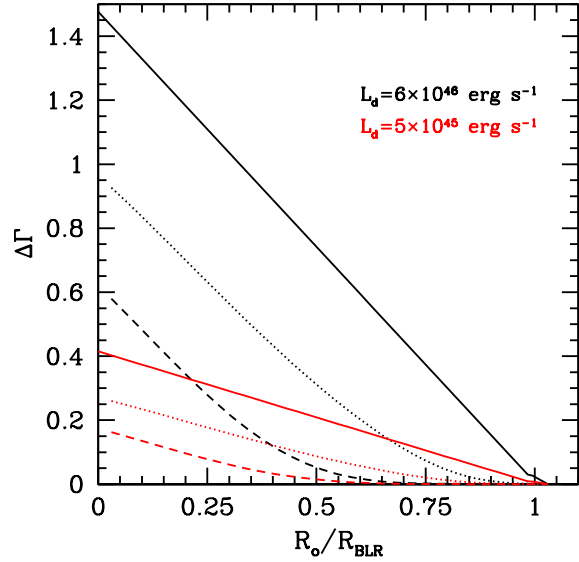


Figure 7. Change of the spectral slope $\Delta\Gamma$ at the HeII threshold in the absorbed gamma-ray spectrum as a function of the emission eighth R_o for $\alpha = 90^\circ$ (solid), 60° (dotted) and 30° (dashed). Black curves: $L_d = 6 \times 10^{46} \text{ erg s}^{-1}$. Red curves: $L_d = 5 \times 10^{45} \text{ erg s}^{-1}$.

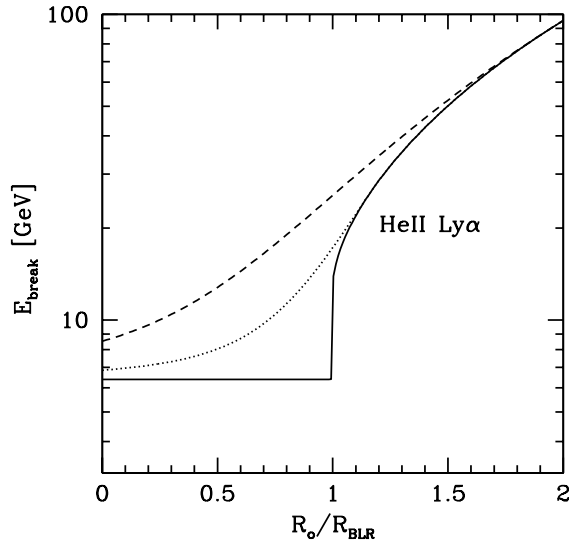


Figure 8. Break energy at the HeII threshold in the absorbed γ -ray spectrum as a function of the emission eighth R_o for $\alpha = 90^\circ$ (solid), 60° (dotted) and 30° (dashed).

BLR. Only for flat geometries and large distances $R_o (\gtrsim R_{\text{BLR}})$, τ decreases below a few. This can be better appreciated Fig. 4 and Fig. 5, reporting the dependence of τ with α and R_o . Clearly, for energies above 100 GeV the absorption is important for almost all values of α if $R_o < R_{\text{BLR}}$. Again, $\tau < 1$ only if $R_o \gtrsim R_{\text{BLR}}$.

Concluding, we showed that for all the possible geometries and luminosities it is very hard to avoid very large absorption even in the case of flattened geometries. Thus FSRQ are expected to be strongly opaque at high energy photons, $E > 50 \text{ GeV}$ if the emission occurs well within the BLR. Therefore, as in Tavecchio et al. (2011), for the case of the VHE flare of PKS 1222+200 (and

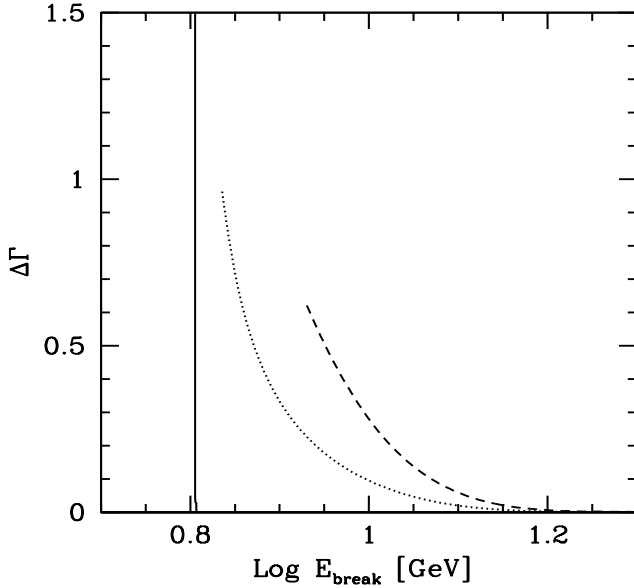


Figure 9. Change of the spectral slope $\Delta\Gamma$ at the HeII threshold in the absorbed γ -ray spectrum as a function of the break energy in the spectrum for the case of the emission inside the BLR (i.e. $R_o < R_{\text{BLR}}$) for $\alpha = 90^\circ$ (solid), 60° (dotted) and 30° (dashed). For $\alpha = 90^\circ$ the break energy is fixed since absorption is dominated by head-on collisions.

also for 3C279, Aleksic et al. 2011b), one is forced to assume that the emitting region is located at large distances ($R_o > R_{\text{BLR}}$) even in the case of extreme flat geometries.

4 CONCLUSIONS

We have studied the absorption of γ rays through the interaction with the UV-optical photons emitted by the BLR in FSRQ assuming a “flattened” geometry. We showed that the geometry has an important impact in the resulting opacity to γ rays, that can be traced back to the angular dependence of the kinematics and the pair production energy threshold. In particular we have discussed the implication of the BLR geometry for the “GeV break” imprinted in the γ -ray spectra at energies corresponding to the most prominent emission lines. While in the case of a completely spherical BLR the energy of these spectral features is fixed, corresponding to the threshold energy associated to lines photons interacting head-on with γ rays, an opened geometry implies a dependence of E_{br} on the location of the jet emission site. Together with the parallel dependence of $\Delta\Gamma$, the change of spectral index at the break, this dependence could in principle be used to reconstruct the BLR geometry and the location of the emission region.

Of course several aspects of our treatment are highly idealized. The possible stratification of the BLR, with different emission lines produced at different distances from the photo-ionizing source has been neglected (e.g., Krolik 1999, Stern & Poutanen 2011). We also do not consider the possibility that electrons associated to a tenuous warm gas filling the inner AGN regions can partly scatter and isotropize the BLR and accretion disc photons, making the angular dependence at the base of the effects less sharp. Finally, we do not include in the calculation the IR radiation field emitted by the hot ($T \approx 500 - 1000$ K) dusty torus, which is expected to be an im-

portant source of opacity above few hundreds of GeV (e.g., Donea & Protheroe 2003).

Finally, we mention that another issue worth to be explored is the impact of the BLR geometry on the high-energy emission produced through the inverse Compton scattering of the BLR photons, envisaged in the external Compton models (e.g., Tavecchio & Ghisellini 2008). We can expect that an opened geometry could lead to changes in, e.g., typical frequencies and luminosities of this component, thought to dominate the γ -ray emission of FSRQs. These changes, in turn, would translate in different inferred parameters for the emission zone.

Besides these issues, that can be explored in a future work, the clear-cut results that we derived make the scheme attractively predictive and testable, and could provide an effective probe of the γ -ray emission sites of FSRQ.

ACKNOWLEDGMENTS

We use Gary Ferland for maintaining his freely distributed code CLOUDY. We are grateful to A. Stamerra and J. Becerra for fruitful discussions.

REFERENCES

- Abdo A. A., et al., 2010, *Nature*, 463, 919
- Ackermann M., et al., 2010, *ApJ*, 721, 1383
- Albert J., et al., 2008, *Science*, 320, 1752
- Aleksić J., et al., 2011a, *ApJ*, 730, L8
- Aleksić J., et al., 2011b, *A&A*, 530, 4
- Bentz M. C., et al., 2009, *ApJ*, 705, 199
- Błażejowski M., Sikora M., Moderski R., Madejski G. M., 2000, *ApJ*, 545, 107
- Bonnoli G., Ghisellini G., Foschini L., Tavecchio F., Ghirlanda G., 2011, *MNRAS*, 410, 368
- Decarli R., Dotti M., Fontana M., Haardt F., 2008, *MNRAS*, 386, L15
- Decarli R., Dotti M., Treves A., 2011, *MNRAS*, 416
- Denney K. D., et al., 2009, *ApJ*, 704, L80
- Dermer C. D., Schlickeiser R., 1993, *ApJ*, 416, 458
- Dermer C. D., Finke J. D., Krug H., Böttcher M., 2009, *ApJ*, 692, 32
- Dermer C. D., Murase K., Takami H., 2012, *ApJ*, 755, 147
- Donea A.-C., Protheroe R. J., 2003, *Astroparticle Phys.*, 18, 377
- Elvis M., 2000, *ApJ*, 545, 63
- Emmering R. T., Blandford R. D., Shlosman I., 1992, *ApJ*, 385, 460
- Ferland G. J., Korista K. T., Verner D. A., Ferguson J. W., Kingdon J. B., Verner E. M., 1998, *PASP*, 110, 761
- Foschini L., Tagliaferri G., Ghisellini G., Ghirlanda G., Tavecchio F., Bonnoli G., 2010, *MNRAS*, 408, 448
- Frank J., King A., Raine D. J., 2002, *Accretion Power in Astrophysics*, Cambridge Univ. Press, Cambridge, UK
- Ghisellini G., Tavecchio F., 2009, *MNRAS*, 397, 985
- Heitler, W., 1960 *The Quantum Theory of Radiation*, Oxford University Press, Oxford.
- Jarvis M. J., McLure R. J., 2006, *MNRAS*, 369, 182
- Kaspi S., Netzer H., 1999, *ApJ*, 524, 71
- Kaspi S., Smith P. S., Netzer H., Maoz D., Jannuzi B. T., Givon U., 2000, *ApJ*, 533, 631
- Kaspi S., Brandt W. N., Maoz D., Netzer H., Schneider D. P., Shemmer O., 2007, *ApJ*, 659, 997
- Korista K. T., Goad M. R., 2000, *ApJ*, 536, 284
- Korista K. T., Goad M. R., 2001, *ApJ*, 553, 695
- Krolik J. H., 1999, *Active Galactic Nuclei: from the central black hole to the galactic environment*, Princeton Univ. Press, Princeton, NJ
- Liu H. T., Bai J. M., 2006, *ApJ*, 653, 1089
- Maraschi L., Ghisellini G., Celotti A., 1992, *ApJ*, 397, L5

- Marscher A. P., et al., 2008, *Nature*, 452, 966
- Marscher A. P., et al., 2010, *ApJ*, 710, L126
- McLure R. J., Dunlop J. S., 2001, *MNRAS*, 327, 199
- Nalewajko K., Begelman M. C., Cerutti B., Uzdensky D. A., Sikora M., 2012, *MNRAS*, in press (arXiv:1202.2123)
- Netzer H., 2008, *NewAR*, 52, 257
- Osterbrock D. E., 1988, *PASP*, 100, 412
- Peterson B. M., Wandel A., 2000, *ApJ*, 540, L13
- Pian E., et al., 1999, *ApJ*, 521, 112
- Poutanen J., Stern B., 2010, *ApJ*, 717, L118 (PS10)
- Shields, G. A. 1978, in *Proc. of the Pittsburgh Conf. on BL Lac objects*, Ed. A.M. Wolfe, p. 275
- Sikora M., Moderski R., Madejski G. M., 2008, *ApJ*, 675, 71
- Sikora M., Begelman M. C., Rees M. J., 1994, *ApJ*, 421, 153
- Sikora M., Stawarz Ł., Moderski R., Nalewajko K., Madejski G. M., 2009, *ApJ*, 704, 38
- Sitarek J., Bednarek W., 2008, *MNRAS*, 391, 624
- Stern B. E., Poutanen J., 2011, *MNRAS*, 417, L11
- Tanaka Y. T., et al., 2011, *ApJ*, 733, 19
- Tavecchio F., Ghisellini G., 2008, *MNRAS*, 386, 945
- Tavecchio F., Mazin D., 2009, *MNRAS*, 392, L40 (TS09)
- Tavecchio F., Ghisellini G., Bonnoli G., Ghirlanda G., 2010, *MNRAS*, 405, L94
- Tavecchio F., Becerra-Gonzales J., Ghisellini G., Stamerra A., Bonnoli G., Foschini L., Maraschi L., 2011, *A&A*, 354, 86
- Tavecchio F., Roncadelli M., Galanti G. & Bonnoli G., 2012, *Phys. Rev. D*, submitted, (arXiv:1202.6529)
- Trump J. R., et al., 2011, *ApJ*, 733, 60
- Wagner, S., & Behera, B. 2010, in 10th HEAD Meeting, Hawaii (BAAS, 42, 2, 07.05)
- Wills B. J., Browne I. W. A., 1986, *ApJ*, 302, 56