

# Maximum mass of a hybrid star having a mixed phase region in the light of pulsar PSR J1614-2230

Ritam Mallick\*

*Nuclear Theory Group, Institute of Physics, Bhubaneswar 751005, INDIA*

(Dated: February 20, 2022)

## Abstract

Recent observation of pulsar PSR J1614-2230 with mass about 2 solar masses poses a severe constraint on the equations of state (EOS) of matter describing stars under extreme conditions. Neutron stars (NS) can reach the mass limits set by PSR J1614-2230. But stars having hyperons or quark stars (QS) having boson condensates, with softer EOS can barely reach such limits and are ruled out. QS with pure strange matter also cannot have such high mass unless the effect of strong coupling constant or color superconductivity are considered. In this work I try to calculate the upper mass limit for a hybrid stars (HS) having a quark-hadron mixed phase. The hadronic matter (having hyperons) EOS is described by relativistic mean field theory and for the quark phase I use the simple MIT bag model. I construct the intermediate mixed phase using Glendenning construction. HS with a mixed phase cannot reach the mass limit set by PSR J1614-2230 unless I assume a density dependent bag constant. For such case the mixed phase region is small. The maximum mass of a mixed hybrid star obtained with such mixed phase region is  $2.01M_{\odot}$ .

PACS numbers: 26.60.Kp, 52.35.Tc, 97.10.Cv

Keywords: dense matter, stars: neutron, equation of state, PSR J1614-2230

---

\* ritam.mallick5@gmail.com

## I. INTRODUCTION

Neutron stars (NS) are gravitationally bound, therefore the precise measurement of mass and radius of a NS should provide a very fine probe for the equation of state (EOS) of dense matter. The first reasonable ideas about the composition of compact stars argued that matter are under extreme densities and is mainly composed of neutrons with small fractions of protons and electrons. Further theoretical developments and modern experimental results opened the window to other possibilities. The densities in the interior of neutron stars is about 3 – 10 times that of the nuclear saturation density ( $n_0 \sim 0.15 \text{ fm}^{-3}$ ). At such high densities in their interiors, the matter there is likely to be in a deconfined and chirally restored quark phase [1].

The strange matter hypothesis was first proposed by Itoh and Bodemer [2, 3] and was then improved by Witten [4]. It states that, matter at extreme density and/or temperature are composed of almost equal number of up, down and strange quarks, called strange quark matter (SQM). It is also the ground state of strongly interacting matter at such extreme conditions. If this is true, then matter at such extreme conditions is likely to eventually convert to SQM. Such a high density scenario is present in the interiors of a NS and therefore normal nuclear matter is likely to undergo a phase transition and converts to SQM. The strange matter hypothesis was first extensively studied in the simple MIT bag model by Farhi & Jaffe [5]. The conversion process and the phase transition was further analyzed by Alcock et al. [6]. The phase transition in a NS may continue up to the surface of the star or may stop inside the star. Depending up on where this, a quark star (QS) may be of two types, a strange star (SS) or a hybrid star (HS). SS are stars composed only of SQM, while HS has a quark core and a hadronic exteriors. IN the region between the quark core and hadronic outer matter, there may exist a mixed phase region where both quarks and hadrons are present. Thus the observed pulsars are still very much model dependent.

Recently, Demorest et al. [7] found a new maximum mass limit for compact stars by measuring very precisely the mass of the millisecond pulsar PSR J1614-2230 to be  $M = 1.97 \pm 0.04 M_\odot$ . This value is much higher than any previously measured pulsar mass. This measurement, has imposed a very severe constraints on the EOS of matter describing the compact objects. The model of NS, without hyperons, can easily satisfy the new mass constraint. However the presence of strangeness, either in the form of hyperons in nuclear

matter or in the form of strange quarks in quark matter, cannot easily satisfy the mass limit. So, new studies had been carried out to make the hyperonic EOS and quark EOS to satisfactorily explain the new mass constraint.

Basically to satisfy the new mass limit, one has to make the EOS stiffer, which usually is softened by the presence of strangeness. In the hyperonic nuclear matter sector, recent studies have suggested that the stiffening of hyperonic EOS is possible at par with the new experimental results [8]. Authors also had revisited the role of vector meson-hyperon coupling [9] and hyperon potentials [10], to calculate the maximum mass.

Studies prior to the discovery pulsar PSR J1614-2230 have suggested the stiffening quark matter EOS from the effect of strong interactions, such as one-gluon exchange or color-superconductivity [11–17], which can satisfy the new constraint. Ozel [18] and Lattimer [19] gave first studies on the implications of the new mass limits from PSR J1614-2230 for quark and hybrid stars in the quark bag model. Recently, Bonanno & Sedrakian [20] has succeeded in obtaining massive HS. They employed color-superconducting quark core and very stiff hadronic EOS (like the NL3 hyperonic model or the GM3 nuclear model).

In this work I perform an extensive study of hybrid star mass using the relativistic mean-field hadronic EOS together with a simple three-flavor MIT bag model quark EOS. The model of the HS has a mixed phase intermediate region. I would also discuss as how the understanding of more precise astrophysical measurements of the mass and radius of neutron stars can help revealing the viability of exotic quark star models. The paper is organized as follows: In Section II, I describe the hadronic phase and in section III I describe the MIT bag model. The mixed phase EOS is constructed in section IV, using the Glendenning construction. I present my plots and extensively describe my results for the EOS and the mass-radius curve in Section V. The maximum mass for the hybrid star is also calculated in this section. Finally in section VI, I summarize my results and draw important conclusion from them.

## **HADRONIC PHASE**

At the outermost region of the star, at comparatively low densities the matter is mainly composed of hadrons. I use the non linear relativistic mean field (RMF) model with hyperons (TM1 parametrization) to describe the hadronic phase EOS. In this model the baryons

interact with mean meson fields [21–25].

The model lagrangian density includes nucleons, baryon octet ( $\Lambda, \Sigma^{0,\pm}, \Xi^{0,-}$ ) and leptons

$$\begin{aligned}
\mathcal{L}_H = & \sum_b \bar{\psi}_b [\gamma_\mu (i\partial^\mu - g_{\omega b}\omega^\mu - \frac{1}{2}g_{\rho b}\vec{\tau}\cdot\vec{\rho}^\mu) \\
& - (m_b - g_{\sigma b}\sigma)]\psi_b + \frac{1}{2}(\partial_\mu\sigma\partial^\mu\sigma - m_\sigma^2\sigma^2) \\
& - \frac{1}{4}\omega_{\mu\nu}\omega^{\mu\nu} + \frac{1}{2}m_\omega^2\omega_\mu\omega^\mu - \frac{1}{4}\vec{\rho}_{\mu\nu}\cdot\vec{\rho}^{\mu\nu} \\
& + \frac{1}{2}m_\rho^2\vec{\rho}_\mu\cdot\vec{\rho}^\mu - \frac{1}{3}bm_n(g_\sigma\sigma)^3 - \frac{1}{4}c(g_\sigma\sigma)^4 + \frac{1}{4}d(\omega_\mu\omega^\mu)^2 \\
& + \sum_L \bar{\psi}_L [i\gamma_\mu\partial^\mu - m_L]\psi_L.
\end{aligned} \tag{1}$$

Leptons  $L$  are non-interacting but the baryons are coupled with the scalar  $\sigma$  mesons, the isoscalar-vector  $\omega_\mu$  mesons and the isovector-vector  $\rho_\mu$  mesons. The model constants are fitted according to the experimental results of bulk properties of nuclear matter [22, 25]. The TM1 model explains the nuclear saturation of but cannot sufficiently models the hyperonic matter, as it fails to reproduce the strong observed  $\Lambda\Lambda$  attraction. This defect can be remedied by Mishustin & Schaffner [25] by the addision of iso-scalar scalar  $\sigma^*$  mesons and the iso-vector vector  $\phi$  mesons, coupling only with the hyperons.

The detailed EOS calculation can be found in the above mentioned references [24, 25], and I do not repeat them here.

The total energy density takes the form

$$\begin{aligned}
\varepsilon = & \frac{1}{2}m_\omega^2\omega_0^2 + \frac{1}{2}m_\rho^2\rho_0^2 + \frac{1}{2}m_\sigma^2\sigma^2 + \frac{1}{2}m_{\sigma^*}^2\sigma^{*2} + \frac{1}{2}m_\phi^2\phi_0^2 + \frac{3}{4}d\omega_0^4 + U(\sigma) \\
& + \sum_b \varepsilon_b + \sum_l \varepsilon_l,
\end{aligned} \tag{2}$$

and the pressure can be represented as

$$P = \sum_i \mu_i n_i - \varepsilon, \tag{3}$$

where  $\mu_i$  and  $n_i$  is the chemical potential and number density of particle species  $i$ .

## QUARK PHASE

The quark phase is modeled according to the simple MIT bag model [26]. The current masses of up and down quarks are extremely small, e.g., 5 and 10 MeV respectively,

whereas, for strange quark the current quark mass is not well established, and I vary it in my calculation. For the bag model the energy density and pressure can be written as

$$\epsilon^Q = \sum_{i=u,d,s} \frac{g_i}{2\pi^2} \int_0^{k_F^i} dk k^2 \sqrt{m_i^2 + k^2} + B_G, \quad (4)$$

$$P^Q = \sum_{i=u,d,s} \frac{g_i}{6\pi^2} \int_0^{k_F^i} dk \frac{k^4}{\sqrt{m_i^2 + k^2}} - B_G, \quad (5)$$

where  $k_F^i = \sqrt{\mu_i^2 - m_i^2}$  and  $g_i$  is the Fermi momentum and degeneracy factor of quarks of species  $i$ .  $B_G$  is the energy density difference between the perturbative vacuum and the true vacuum, i.e., the bag constant. In this sense  $B_G$  can be considered as a free parameter.

Both the hadronic and quark matter, maintains baryon number conservation, and are beta-equilibrated and charge neutral.

## MIXED PHASE

With the previously described hadronic and quark EOS, Glendenning construction [27] gives the mixed phase regime. The mixed phase is the baryon density range where both quarks and hadrons are present. In the mixed phase the hadron and the quark phases are separately charged but the mixed phase is charge neutral as a whole. Thus the matter can be parametrized by the pair of electron and baryon chemical potentials  $\mu_e$  and  $\mu_n$ . Pressure of the two phases are made equal to maintaining mechanical equilibrium. To satisfy the chemical and beta equilibrium conditions the chemical potential of different particles are related to each other. The Gibbs criterion gives the mechanical and chemical equilibrium between two phases, and is written as

$$P_{\text{HP}}(\mu_e, \mu_n) = P_{\text{QP}}(\mu_e, \mu_n) = P_{\text{MP}}. \quad (6)$$

The solution of above equation gives the equilibrium chemical potentials of the mixed phase. As the two phases intersects one can calculate the corresponding charge densities of the hadronic components  $\rho_c^{\text{HP}}$  and quark components  $\rho_c^{\text{QP}}$  separately in the mixed phase. The volume fraction occupied by quark matter in the mixed phase  $\chi$  is given by

$$\chi \rho_c^{\text{QP}} + (1 - \chi) \rho_c^{\text{HP}} = 0. \quad (7)$$

The mixed phase energy density  $\epsilon_{\text{MP}}$  and the number density  $n_{\text{MP}}$  can be written as

$$\epsilon_{\text{MP}} = \chi \epsilon_{\text{QP}} + (1 - \chi) \epsilon_{\text{HP}}, \quad (8)$$

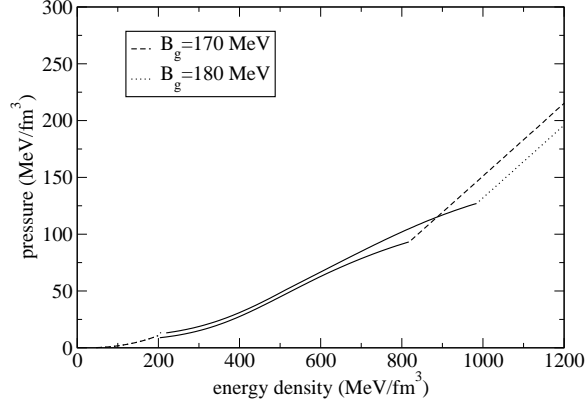


FIG. 1. Pressure as a function of energy density with bag pressure of 170 and 180MeV.

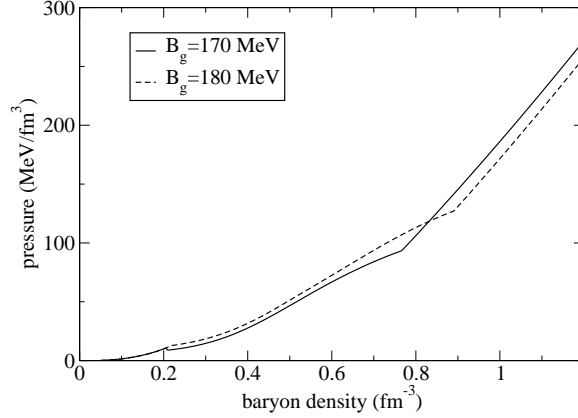


FIG. 2. Pressure as a function of baryon density with bag pressure of 170 and 180MeV.

$$n_{\text{MP}} = \chi n_{\text{QP}} + (1 - \chi) n_{\text{HP}}. \quad (9)$$

Therefore the EOS is now a system having a charge neutral hadronic phase at lower densities, a charge neutral mixed phase in the intermediate region and a charge neutral quark phase at higher densities.

## RESULTS

The EOS are constructed to describe the properties of matter inside a NS, therefore the EOS properties would also resemble the properties of a NS. The central region of the star has maximum density (few times  $n_0$ ), therefore the matter at the core is most likely to have a phase transition. Therefore the central region would have stable strange matter (or a

colour superconducting matter). As the density decreases radially outwards some nuclear matter (nucleons) starts appearing and so in the intermediate region there is likely to have a mixed phase. Much further outwards I have only matter consisting of only nucleons. The crust consisting mainly of free electrons and nuclei, which completes the star structure.

The hadronic EOS, I assume a fixed TM1 parameter set, which satisfactorily explains the properties of hadronic matter at extreme condition. I can control the quark EOS by changing the masses of the quarks and the bag constant. The masses of the light quarks are quite bounded and take them to be 5MeV (u) and 10MeV (d). The mass of s-quark is still not well established, but expected to lie between 100 – 300MeV. I would vary the mass of the s-quark within this bounded mass range. I would also vary the bag constant ( $B_G$ ) to regulate the mixed phase region. This parametrization of the EOS of the hadron and quark matter is responsible for characterization of the matter in the mixed phase region. Using the Glendenning construction to construct the mixed phase, and plot curves of pressure against energy density as seen in fig 1. In fig 1 I have plotted the mixed phase EOS with bag pressures 170MeV and 180MeV. Actually the relation runs as  $B_G^{1/4} = 170\text{MeV}$ , but for simplicity I will denote  $B_G^{1/4} = 170\text{MeV} = B_g$ . For this case the mass of the s-quark ( $m_s$ ) is taken to be 150MeV. With a constant bag pressure, lower bag pressure cannot generate a mixed phase region. I do not go above  $B_g = 180\text{MeV}$ , as for that case the EOS becomes very flat, and the maximum mass of the star becomes less. In the curves, the lower portion is nuclear phase (dotted/dash line), the intermediate region is the mixed phase (bold line) and the higher region is the quark phase (dotted/dash line). Fig 2, shows the pressure against baryon density for bag constant 170MeV and 180MeV. The mixed phase starts at  $0.2fm^{-3}$  and ends at  $0.76fm^{-3}$  for bag pressure 170MeV. For bag pressure 180MeV the mixed phase region is in between  $0.22fm^{-3}$  and  $0.89fm^{-3}$ . The curve with bag constant 170MeV is much stiffer than the curve with bag pressure 180MeV, because the bag pressure adds negatively to the matter pressure, making the effective pressure low. The above curves also shows that as the bag pressure increases the range of mixed phase region also increases. As the variation of pressure with both energy density and baryon density is quite similar, from now on I would only plot curve showing pressure as function of energy density.

With such high bag pressure it is impossible to attain the mass limit set by PSR J1614-2230. Therefore I have to devise some other mechanism which would give stiffer EOS, thereby increasing the maximum mass of the HS. For that, I assume a density dependent bag

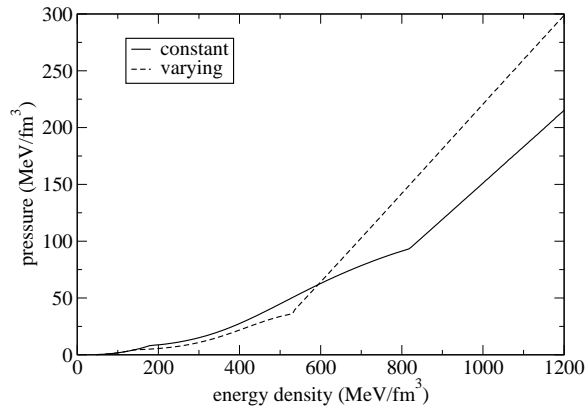


FIG. 3. Pressure against energy density plot with constant and varying bag pressure, having  $B_g = 170\text{MeV}$ .

constant. In the literature there are several attempts to understand the density dependence of  $B_g$  [28, 29]; however, currently the results are highly model dependent and still there is no definite picture. I parametrized the bag constant in such a way that it attains a value  $B_\infty$ , asymptotically at very high densities. The range of value of  $B_\infty$  obtained from experiments can be found in Burgio et al. [30], and I assume it to be  $130\text{MeV}$ , the lowest value mentioned there. With such assumptions I then construct a Gaussian parametrization given as [30, 31]

$$B_{gn}(n_b) = B_\infty + (B_g - B_\infty) \exp \left[ -\beta \left( \frac{n_b}{n_0} \right)^2 \right]. \quad (10)$$

The lowest value of  $B_{gn}$ , which is its value at the asymptotic high density in quark matter, is fixed at  $130\text{MeV}$ . The bag pressure quoted would be the value of the bag constant at the starting of the mixed phase region on the low density regime ( $B_g$  in the equation). As the density increases the bag pressure decreases and reaches  $130\text{MeV}$  asymptotically, the decrease rate is controlled by  $\beta$ .

In fig 3 I have plotted curves showing the difference in the slope of the curves with and without the variation of bag pressure (for  $B_g = 170\text{MeV}$ ). For the varying bag pressure the mixed phase region shrinks, becomes flatter but the quark phase region becomes stiffer. The mixed phase region now only extends up to baryon density  $0.53\text{fm}^{-3}$ . The change in the mixed phase region is about  $\sim 30\%$ . This is because, going to higher densities (or higher energy density towards the core) the effective matter pressure increases with the decrease in bag pressure (bag pressure adds negatively to the matter pressure). With such a density dependent bag constant I can have a significant mixed phase region with lower



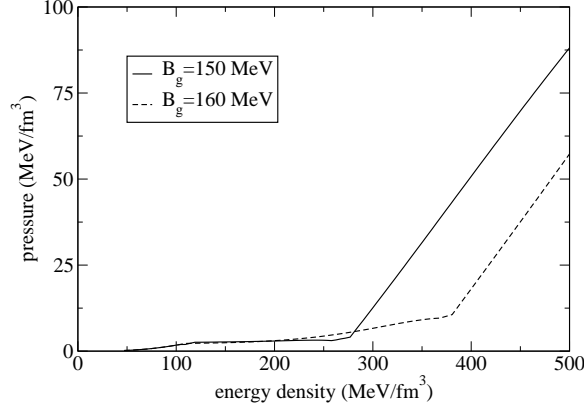


FIG. 4. Pressure against energy density plot with varying bag pressure, having  $B_g = 160$  and  $150\text{MeV}$ .

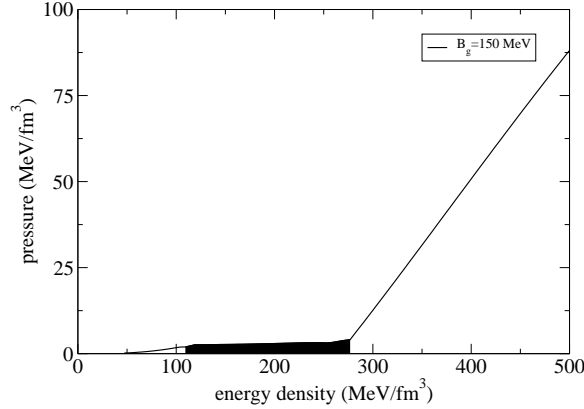


FIG. 5. Pressure vs energy density plot showing the explicitly the mixed phase region, for the varying bag pressure  $B_g = 150\text{MeV}$ .

values of bag pressure. As shown in fig 4 I can have mixed phase region with bag pressure  $B_g$ , for  $160\text{MeV}$  and  $150\text{MeV}$ . For the  $160\text{MeV}$  EOS the s-quark mass  $m_s = 150\text{MeV}$  and for the  $150\text{MeV}$  curve the s-quark mass is  $m_s = 300\text{MeV}$ . With bag pressure,  $B_g$ ,  $160$  and  $150\text{MeV}$  the mixed phase region is of considerable small. For bag constant  $160\text{MeV}$  the mixed phase region starts at density  $0.15\text{fm}^{-3}$  and ends at  $0.36\text{fm}^{-3}$ . With bag constant  $150\text{MeV}$  the mixed phase region starts at density  $0.13\text{fm}^{-3}$  and ends at  $0.3\text{fm}^{-3}$ . In fig 5 I have separately plotted the EOS for  $B_g = 150\text{MeV}$  showing the mixed phase region clearly. As it would be shown later that with only such choice of quark matter parameters I can attain the mass limit set by PSR J1614-2230.

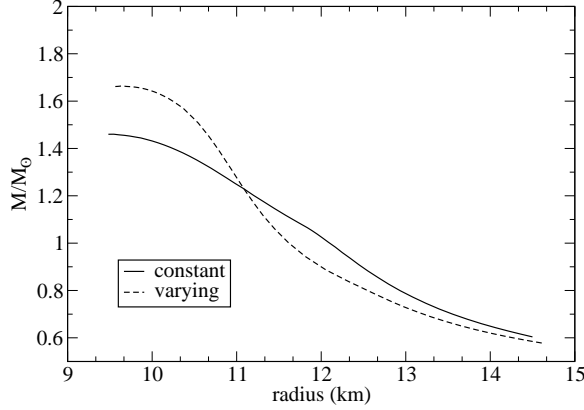


FIG. 6. Mass-radius curve with constant and varying bag pressure, having  $B_g = 170\text{MeV}$ .

Assuming the star to be stationary and spherical, the Tolman-Oppenheimer-Volkoff (TOV) equations [32] gives the solution for the pressure  $P$  and the enclosed mass  $m$ ,

$$\frac{dP(r)}{dr} = -\frac{Gm(r)\epsilon(r)}{r^2} \frac{[1 + P(r)/\epsilon(r)][1 + 4\pi r^3 P(r)/m(r)]}{1 - 2Gm(r)/r}, \quad (11)$$

$$\frac{dm(r)}{dr} = 4\pi r^2 \epsilon(r), \quad (12)$$

$G$  being the gravitational constant. Starting with a fixed central energy density  $\epsilon(r=0) \equiv \epsilon_c$ , I integrate radially outwards until the pressure on the surface equals the one corresponding to the density of iron. This gives the star's radius  $R$  having gravitational mass

$$M_G \equiv m(R) = 4\pi \int_0^R dr r^2 \epsilon(r). \quad (13)$$

For the NS crust, in the medium density range we add the hadronic EOS by Negele and Vautherin [33], and for the outer crust we add the EOS by Feynman-Metropolis-Teller [34] and Baym-Pethick-Sutherland [35].

Fig 6 shows the gravitational mass  $M$  (in units of solar mass  $M_\odot$ ) as a function of radius  $R$ , for constant and varying bag pressure  $B_g = 170 \text{ MeV}$ . As the bag pressure varies and decreases towards the center of the star (at higher densities) the curve becomes stiffer as the effective matter pressure increases (bag pressure being negative). I find that a flatter EOS corresponds to a flatter mass-radius curve, and therefore the maximum mass of the star with varying bag pressure is higher than the non varying one. With such varying bag constant I plot the mass-radius curve with  $B_g = 160 \text{ MeV}$  and  $150 \text{ MeV}$  (fig 7). With the same qualitative aspect I find that the maximum mass of a mixed hybrid star obtained with

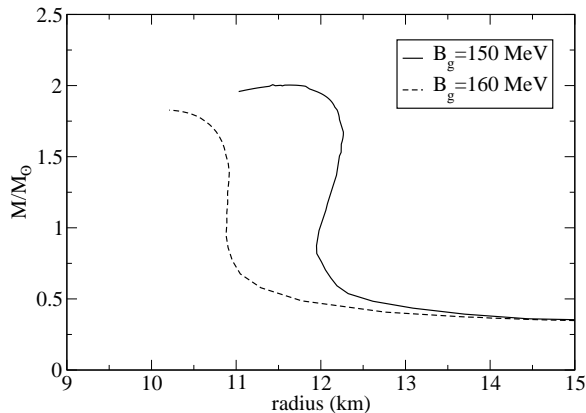


FIG. 7. Mass-radius curve with varying bag pressures,  $B_g = 160$  MeV and 150 MeV.

$B_g = 160$  MeV is  $1.84M_\odot$ . The maximum mass with  $B_g = 150$  MeV and  $m_s = 300$  MeV, is 2.01 solar mass.

The discovery of high-mass pulsar PSR J1614-2230 [7] with mass of about  $1.97M_\odot$ , has set a stringent condition on the EOSs describing the interior of a compact star. They [7] quote the typical values of the central density of J1614-2230, for the allowed EOSs in the range  $2n_0 - 5n_0$ , whereas consideration of the EOS independent analysis of [36] sets the upper central density limit at  $10n_0$ . The maximum mass of a mixed phase EOS star with  $m_s = 150$  MeV is calculated to be 1.84 solar mass. The maximum mass for the mixed hybrid star can be increased to 2.01 solar mass, with  $m_s = 300$  MeV having a varying bag pressure of  $B_g = 150$  MeV. Only such choice of the quark matter parametrization can give rise to star which would satisfy the mass set by PSR J1614-2230. But with such choice of parameters the mixed phase region is small. This maximum mass limit is for this hadronic and quark matter EOSs. Stiffer EOS sets (like hadronic NL3 and quark quark NJL model) for the mixed hybrid star can produce much higher maximum mass [37]. From the figure it is also clear that the maximum mass of the star corresponds to a radius of about 10 km. Previous calculations have shown the maximum mass of a NS have radius greater than 12 km, whereas the maximum mass of a SS corresponds to a radius of less than 9 km. Therefore it is clear from my calculation that the mixed hybrid star has radius corresponding to the maximum mass, quite different from the neutron and strange star. They are not as compact as strange stars and their radius lies between the nuclear and strange star.

## SUMMARY AND CONCLUSION

In this work I have studied the maximum mass of a hybrid star having a mixed phase region. With the hadronic matter EOS having hyperons, and remaining in the simple MIT bag model I wanted to study what parameters value could give such high masses for a HS having a mixed phase region. The star has a dense quark core, a mixed phase intermediate region and hadronic outer region. The hadronic and quark matter EOS is simultaneously constructed according to relativistic mean field approach and MIT bag model. The mixed phase is determined in accordance with the Glendenning construction. All the phases are at chemical and mechanical equilibrium, and also they are charge neutral as a whole. With constant bag pressure  $B_g$  of 170 and 180MeV (and  $m_s = 150\text{MeV}$ ) I get EOS with considerable mixed phase region but with such parametrization the maximum mass of the star is about 1.5 solar mass. I therefore consider a density dependent bag pressure  $B_g$ , parametrized according to the Gaussian parametrization. The asymptotic value of the bag constant at high density is fixed at 130MeV, which is its lowest value known from the experiments [30]. With such varying bag pressure I can have a mixed phase region with  $B_g = 160\text{MeV}$ , but still the mass of the star is below 1.9 solar mass. To reach the mass limit set by PSR J1614-2230, for a mixed phase HS, I build the EOS with bag pressure of  $B_g = 150\text{MeV}$ , having s-quark mass  $m_s = 300\text{MeV}$ . For such choice of parameters values, the mixed phase region is small. Further lowering of bag pressure is not possible, as then the mixed phase disappears. The maximum mass for a mixed hybrid star with the given set of parameters is  $2.01M_\odot$ . Another important results of my calculation is that the HS, with mixed phase, has radius (for the maximum mass) quite different from the neutron or strange star, their radius lying in between the neutron and strange star.

After the discovery of PSR J1614-2230, setting the mass limit to 2 solar mass, new EOSs model has been proposed. Weissenborn et al. [38] showed that absolutely strange star can have mass above 2 solar mass is the effect of strong coupling constant and color superconductivity is taken into account. Bednarek et al. [8] argued that EOS with hyperons having quartic terms involving hidden strangeness vector meson can reach such limit. Matsuda et al. [39] extended their calculation to hybrid stars, having a smooth crossover from hadronic to quark matter. For the mass to reach the maximum mass limit they showed that the crossover has to take place at low density and the quark matter has to be strongly interact-

ing. Using very stiff EOS sets (hadronic NL3 and quark quark NJL model) the maximum mass limit for the hybrid star can be raised much higher as shown by Lenzi & Lugones [37]. In my work, I also have shown that the maximum mass limit can be reached by a HS with mixed phase even with simple hyperonic nuclear matter EOS and MIT bag model quark matter EOS if I assume a relatively low density dependent bag pressure.

Observationally the NS is characterised only by signals coming to us from its surface. Developments has been made on them to measure accurately the mass of compact stars but same cannot be done for their radius. Reasonable measurement of the radius of a compact stars could differentiate NS, SS and HS, as we have seen here that different EOS of matter gives different mass-radius relationship. As it is clear from my calculation and also from previous calculations that by suitable tuning of the parameters or by invoking new terms in the EOSs calculations the mass limit set by PSR J1614-2230 can be reached. Therefore to have a full understanding of the matter at extreme densities we need results not only from astrophysical observations but also from earth based experiments.

- 
- [1] Weber F. *Pulsars as Astrophysical Laboratories for Nuclear and Particle Physics*, (IOP Publishing, Bristol, 1999)
  - [2] Itoh N. 1970, Prog. Theor. Phys. **44**, 291
  - [3] Bodmer A. R. 1971, Phys. Rev. D **4**, 1601
  - [4] Witten E. 1984, Phys. Rev. D **30**, 272
  - [5] Farhi E. & Jaffe R. L. 1984, Phys. Rev. D **30**, 2379
  - [6] Alcock C., Farhi E. and Olinto A. 1986, AstroPhys. J **310**, 261
  - [7] Demorest, P., Pennucci, T., Ransom, S., Roberts, M., & Hessels, J. 2010, Nature **467**, 1081
  - [8] Bednarek I., Haensel P., Zdunik J. L., Bejger M. & Manka R. 2011, arXiv:1111.6942 [astro-ph.SR]
  - [9] Weissenborn S., Chatterjee D., & Schaffner-Bielich 2011, arXiv:1112.0234 [astro-ph.HE]
  - [10] Weissenborn S., Chatterjee D. & Schaffner-Bielich 2012, Nucl. Phys. A **881**, 62
  - [11] Lugones G. & Horvath J. E. 2003, Astron. & Astrophys. **403**, 173
  - [12] Horvath, J. E. & Lugones, G. 2004, Astron. & Astrophys. **442**, L1
  - [13] R  ster, S. B. & Rischke, D. H. 2004, Phys. Rev. D **69**, 045011

- [14] Alford, M., Blaschke, D., Drago, A., et al. 2007, *Nature*, **445**, 7
- [15] Fischer, T., Sagert, I., Pagliara, G., et al. 2010, *AstroPhys. J Supp.* **194**, 39
- [16] Kurkela, A., Romatschke, P., & Vuorinen, A. 2010, *Phys. Rev. D* **81**, 105021
- [17] Kurkela, A., Romatschke, P., Vuorinen, A., & Wu, B. 2010, arXiv:1006.4062 [astro-ph.HE]
- [18] Özel F., Psaltis D., Ransom S., Demorest P. & Alford M. 2010, *AstroPhys. J. Lett.* **724**, L199
- [19] Lattimer J. M. & Prakash M. 2010, arXiv:1012.3208 [astro-ph.SR]
- [20] Bonanno L. & Sedrakian A. 2012, *Astron. & Astrophys.* **539**, A16
- [21] Boguta J. & Bodmer R. A. 1977, *Nucl. Phys. A* **292**, 413
- [22] Glendenning N. K. & Moszkowski S. A. 1991, *Phys. Rev. Lett.* **67**, 2414
- [23] Ghosh S. K., Phatak S. C. & Sahu P. K. 1995, *Z. Phys. A* **352**, 457
- [24] Sugahara Y. & Toki H. 1994, *Nucl. Phys. A* **579**, 557
- [25] Schaffner J. & Mishustin I. N. 1996, *Phys. Rev. C* **53**, 1416
- [26] Chodos A., Jaffe R. L., Johnson K., Thorn C. B. and Weisskopf V. F. 1974, *Phys. Rev. D* **9**, 3471
- [27] Glendenning N. K. 1992, *Phys. Rev. D* **46**, 1274
- [28] Adami C. & Brown G. E. 1993, *Phys. Rep.* **234**, 1 (1993); Xue-min Jin & Jennings B. K. 1997, *Phys. Rev. C* **55**, 1567
- [29] Blaschke D., Grigorian H., Poghosyan G., Roberts C. D. & Schmidt S. 1999, *Phys. Lett. B* **450**, 207
- [30] Burgio G. F., Baldo M., Sahu P. K. & Schulze H. J. 2002, *Phys. Rev. C* **66** 025802
- [31] Mallick R. & Sahu P. K. 2012, arXiv:1207.4870 [astro-ph,HE]
- [32] Shapiro S. L. & Teukolsky S. A. *Black Holes, White Dwarfs, and Neutron Stars*, (John Wiley & Sons, New York, 1983)
- [33] Negele J. W. & Vautherin D 1973, *Nucl. Phys. A* **207**, 298
- [34] Feynman R., Metropolis F. & Teller E. 1949, *Phys. Rev.* **75**, 1561
- [35] Baym G., Pethick C. & Sutherland D. 1971, *AstroPhys. J* **170**, 299
- [36] Lattimer J. M. & Prakash M. 2005, *Phys. Rev. Lett.* **94**, 111101
- [37] Lenzi C. H. & Lugones G. 2012, arXiv:1206.4180 [astro-ph.SR]
- [38] Weissenborn S., Sagert I. G., Hempel M. & Schaffner-Bielich J. 2011a, *Astrophys. J* **740**, L14
- [39] Masuda K., Hatsuda T. & Takatsuka T. 2012, arXiv:1205.3621 [nucl-th]