

RADIAL DENSITY STATISTICS OF THE GALAXY DISTRIBUTION AND THE LUMINOSITY FUNCTION

ALVARO S. IRIBARREM*, MARCELO B. RIBEIRO† and WILLIAM R. STOEGER‡

* *Valongo Observatory, Federal University of Rio de Janeiro-UFRJ, Brazil*

† *Physics Institute, Federal University of Rio de Janeiro-UFRJ, Brazil; e-mail: mbr@if.ufrj.br*

‡ *Vatican Observatory Group, Steward Observatory, University of Arizona, U.S.A.*

The supernova cosmology project aimed at obtaining model independent distances was a major step forward in the observational validation of cosmological models. However, when one deals with galaxy observations we are still unable to translate their redshift measurements into distance measures without assuming a cosmological model. This means that observationally determined number densities, like the galaxy luminosity function (LF), obtained with data derived from observed galaxy number counts of redshift surveys, still require the assumption of a cosmological model. The current astronomical practice in LF determination is to choose the comoving distance and carry out all calculations only with this choice. This implies analytical limitations as this methodology renders impossible the possibility of developing consistent tests between theoretical predictions of cosmological densities and their observations in its full extent, because to do so requires the use of various distance measures defined in cosmology in order to compare theory and observations. This project aims at developing methods able to overcome such limitations. By extracting the number counts from the LF results we are able to build different observational densities with all distance measures and test the underlying cosmological model by comparing with their respective theoretical predictions, all that being done in a relativistic number counting framework.

The various cosmological distance definitions are connected by the *reciprocity law* due to Etherington (1933; see also Ellis 1971, 2007),

$$d_L = (1+z)^2 d_A = (1+z) d_G, \quad (1)$$

where d_L is the *luminosity distance*, d_A is the *angular diameter distance* and d_G is the *effective distance*. A fourth distance definition, the *redshift distance* d_z , can be obtained by using the Hubble law as its defining expression (Ribeiro 2005). Differential number densities γ can be obtained by using such distances as follows,

$$\gamma_i = \frac{1}{4\pi(d_i)^2} \frac{dN}{d(d_i)} = \frac{dN}{dz} \left\{ 4\pi(d_i)^2 \frac{d(d_i)}{dz} \right\}^{-1}, \quad (2)$$

where N is the *cumulative number counts* and the label i corresponds to the distance definitions above ($i = A, G, L, Z$). The number density γ^* can then be obtained as,

$$\gamma_i^* = \frac{1}{V_i} \int_{V_i} \gamma_i dV_i = \frac{3N}{4\pi(d_i)^3}, \quad (3)$$

where V_i is the spherical volume defined by the distance d_i . These are radial statistical tools that will be used to study the observational galaxy distribution (Ribeiro

2005). They are composed of a geometrical part, inside the brackets in eq. (2) and V_i in eq. (3), and of a number counts part, the *differential number counts* dN/dz in eq. (2) and N in eq. (3). The geometrical part comes from the assumed cosmological model which is inferred from other observations, like supernovae. The differential number counts can be obtained theoretically using geometrical arguments (Ellis 1971; Ribeiro & Stoeger 2003), yielding,

$$\frac{dN}{dz} = (d_A)^2 d\omega_0 n (1+z) \frac{dy}{dz}, \quad (4)$$

where ω_0 is the observed solid angle, n is the number density in proper volume and y is the affine parameter of the past null-geodesic connecting source and observer. dN/dz can also be estimated observationally, by means of the selection function ψ derived from the LF ϕ of a given galaxy redshift survey dataset,

$$\psi = \int_{l_{lim}}^{\infty} \phi(l) dl, \quad (5)$$

where $l = L/L^*$, L is the luminosity, L^* is the characteristic luminosity parameter and l_{lim} the luminosity limit of the observations. This procedure incurs in some biases originating from the fact that galaxy morphology and evolution are not being taken into account in first approximation, but has the advantage of being promptly applicable to the published LF of any galaxy redshift survey.

Ribeiro & Stoeger (2003) connected the theoretical differential number counts dN/dz and its observational counterpart $[dN/dz]_{obs}$ by means of the completeness function J as follow,

$$\left[\frac{dN}{dz} \right]_{obs} = J(z) \frac{dN}{dz}, \quad (6)$$

whereas $J(z)$ itself can be obtained for a specific dataset by means of,

$$J(z) = \frac{\psi(z)}{n_C}, \quad (7)$$

where n_C is the number density in comoving volume.

Ribeiro (2005) showed that the redshift evolution of γ_i and γ_i^* are in fact affected by the distance definition. For a Einstein-de Sitter universe it was shown that all such quantities, except those based on d_G , grow increasingly inhomogeneous, in an observational sense, with the redshift. Albani *et al.* (2007) showed that the same result holds for the standard Friedmann-Lemaître-Robertson-Walker (FLRW) cosmology. Fig. 1 shows the theoretical predictions of the differential densities in a FLRW cosmological model with $\Omega_{m_0} = 0.3$ and $\Omega_\Lambda = 0.7$.

Such results do not contradict the Cosmological Principle, since they were all obtained assuming a *spatially* homogeneous FLRW universe. It means, however, that null-geodesics effects in the redshift measurements should affect the *observed* distribution of the galaxies. Rangel Lemos & Ribeiro (2008) showed that if an *observational* distribution of galaxies were homogeneous, the resulting spatial distribution could be inhomogeneous.

Source undercounting appears to be introduced in the estimation of the observed differential number counts and it seems to enhance the inhomogeneity of the distributions, as shown in Fig. 2 for the observational differential number densities calculated using the LF data of Gabasch *et al.* (2004) for the FDF survey. Indeed, Fig. 3 shows the redshift evolution of the completeness function $J(z)$ for the dataset of Gabasch *et al.* (2004) and we can see how such undercounting affects the observed number density in comoving volume.

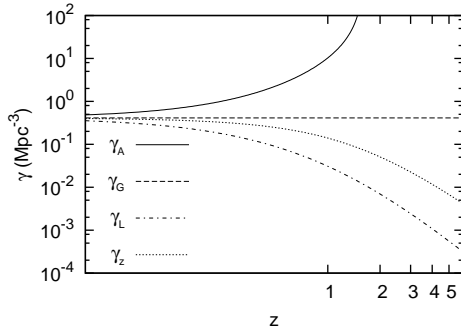


Fig. 1. Redshift evolution of the theoretical differential densities γ for the various cosmological definitions of distance. γ_G is the only one that remains homogeneous in the whole redshift interval. Ribeiro (2005) showed that in the assumed FLRW cosmology this distance is equivalent to the comoving distance and, therefore, γ_G is homogeneous by construction.

References

1. Albani, V.V.L. *et al.* 2007, ApJ, 657, 760; arXiv:astro-ph/0611032v1
2. Ellis, G.F.R. 1971, Proc. Int. School Phys. “Enrico Fermi”, ed. R.K. Sachs (New York: Academic Press); reprinted in Gen. Rel. Grav. 41, 581 (2009)
3. Ellis, G.F.R. 2007, Gen. Rel. Grav., 39, 1047
4. Etherington, I.M.H. 1933, Phil. Mag. ser. 7, 15, 761; reprinted in Gen. Rel. Grav. 39, 1055 (2007)

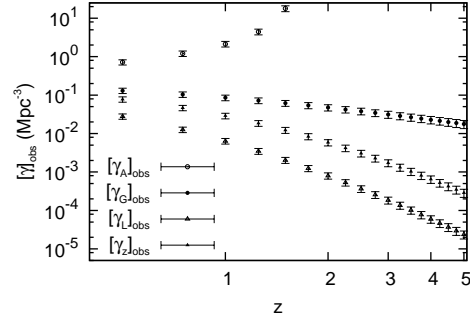


Fig. 2. Redshift evolution of the observational differential densities $[\gamma]_{obs}$ for the various cosmological definitions of distance. Here even $[\gamma_G]_{obs}$ gradually becomes inhomogeneous, which could, perhaps, be credited to the effect of galaxy evolution and mergers in the observed differential number count derived from the data.

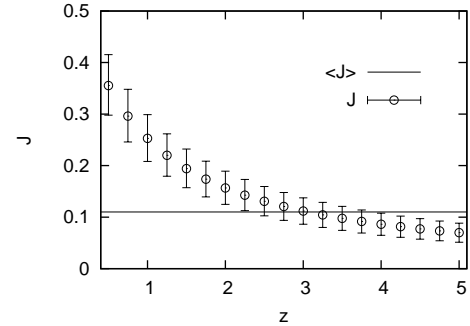


Fig. 3. Redshift evolution of the completeness function obtained from the dataset of Gabasch *et al.* (2004). Clearly the discrepancy between γ_G and $[\gamma_G]_{obs}$ seems to stem from the redshift evolution of $J(z)$ itself. The mean value of $J(z)$ in the interval is plotted for comparison with its evolution.

5. Gabasch, A. *et al.* 2004, A&A, 421, 42
6. Rangel Lemos, L.J., & Ribeiro, M.B. 2008, A&A, 488, 55; arXiv:0805.3336v3
7. Ribeiro, M.B. 2005, A&A, 429, 65; arXiv:astro-ph/0408316v2
8. Ribeiro, M.B., & Stoeger, W.R. 2003, ApJ, 592, 1; arXiv:astro-ph/0304094v1