

Angular Correlation of the CMB in the $R_h = ct$ Universe

F. Melia *

Department of Physics, The Applied Math Program, and Department of Astronomy, The University of Arizona, Tucson, Arizona 85721, USA
e-mail: fmelia@email.arizona.edu

Received July 15, 2013

ABSTRACT

Context. The emergence of several unexpected large-scale features in the cosmic microwave background (CMB) has pointed to possible new physics driving the origin of density fluctuations in the early Universe and their evolution into the large-scale structure we see today.

Aims. In this paper, we focus our attention on the possible absence of angular correlation in the CMB anisotropies at angles larger than $\sim 60^\circ$, and consider whether this feature may be the signature of fluctuations expected in the $R_h = ct$ Universe.

Methods. We calculate the CMB angular correlation function for a fluctuation spectrum expected from growth in a Universe whose dynamics is constrained by the equation-of-state $p = -\rho/3$, where p and ρ are the total pressure and density, respectively.

Results. We find that, though the disparity between the predictions of Λ CDM and the WMAP sky may be due to cosmic variance, it may also be due to an absence of inflation. The classic horizon problem does not exist in the $R_h = ct$ Universe, so a period of exponential growth was not necessary in this cosmology in order to account for the general uniformity of the CMB (save for the aforementioned tiny fluctuations of 1 part in 100,000 in the WMAP relic signal).

Conclusions. We show that the $R_h = ct$ Universe without inflation can account for the apparent absence in CMB angular correlation at angles $\theta \gtrsim 60^\circ$ without invoking cosmic variance, providing additional motivation for pursuing this cosmology as a viable description of nature.

Key words. cosmic microwave background – cosmological parameters – cosmology: observations – cosmology: theory – cosmology: dark matter – gravitation

1. Introduction

The high signal-to-noise maps of the cosmic microwave background (CMB) anisotropies, particularly those produced by the Wilkinson Microwave Anisotropy Probe (WMAP; Bennett et al. 2003; Spergel et al. 2003) and, more recently, by *Planck* (Planck Collaboration XV 2013), have revolutionized our ability to probe the Universe on its largest scales. In the near future, even higher resolution temperature maps and high-resolution polarization maps, perhaps also tomographic 21-cm observations, will extend our knowledge of the Universe's spacetime and its fluctuations to a deeper level, possibly probing beyond the surface of last scattering.

Yet the emergence of greater detail in these all-sky maps has revealed several possible unexpected features on large scales, some of which were first reported by the Cosmic Background Explorer (COBE) Differential Microwave Radiometer (DMR) collaboration (Wright et al. 1996). These include an apparent alignment of the largest modes of CMB anisotropy, as well as unusually low angular correlations on the largest scales.

Though viewed as significant anomalies at first (Spergel et al. 2003), these unexpected features may now be explained as possibly being due to cosmic variance within the standard model (Bennett et al. 2013). However, they may also be interesting and important for several reasons. Chief among them is the widely held view that the large-scale structure in the present Universe developed via the process of gravitational instability from tiny

primordial fluctuations in energy density. The temperature fluctuations in the CMB, emerging several hundred thousand years after the big bang, are thought to be associated with the high-redshift precursors of the fluctuations that generated the galaxies and clusters we see today. Therefore, an absence of correlations in the CMB anisotropies may hint at required modifications to the standard model (Λ CDM), or possibly even new physics, each of which may alter our view of how the Universe came into existence and how it evolved from its earliest moments to the present state.

Our focus in this paper will be the possible absence of angular correlation in the CMB at angles larger than $\sim 60^\circ$. This feature may be anomalous because the absence of any angular correlation at the largest scales would be at odds with the inflationary paradigm (Guth 1981; Linde 1982). But without inflation, Λ CDM simply could not account for the apparent uniformity of the CMB (other than fluctuations at the level of 1 part in 100,000 seen in the WMAP relic signal) across the sky. Thus, if variance is not the cause of the apparent disparity, the standard model of cosmology would be caught between contradictory observational constraints.

In this paper, we will therefore explore the possibility that these possible CMB anomalies might be understood within the context of the recently introduced $R_h = ct$ Universe. This cosmology is motivated by a strict adherence to the requirements of the Cosmological Principle and the Weyl postulate, which together suggest that the Universe must be expanding at a constant rate. Additional theoretical support for this conclusion was reached with the recent demonstration that the Friedmann-

Send offprint requests to: F. Melia

* John Woodruff Simpson Fellow

Robertson-Walker (FRW) metric is apparently only valid for a perfect fluid with zero active mass, i.e., with $\rho + 3p = 0$, in terms of the total energy density ρ and pressure p (Melia 2013b); this is the equation-of-state that gives rise to the $R_h = ct$ condition. We recently showed that the horizon problem, so evident in Λ CDM, actually does not exist in the $R_h = ct$ Universe (Melia 2013a), so inflation is not required to bring the CMB into thermal equilibrium following the big bang. The $R_h = ct$ Universe without inflation should therefore provide a meaningful alternative to Λ CDM for the purpose of interpreting the CMB angular correlations.

2. The $R_h = ct$ Universe

The $R_h = ct$ cosmology is still at an early stage of development and, given that its origin and structure may not yet be well known, we will begin by describing its principal features. There are several ways of looking at the expansion of the Universe. One is to guess its constituents and their equation of state and then solve the dynamics equations to determine the expansion rate as a function of time. This is the approach taken by Λ CDM. The second is to use symmetry arguments and our knowledge of the properties of a gravitational horizon in general relativity (GR) to determine the spacetime curvature, and thereby the expansion rate, strictly from just the value of the total energy density ρ and the implied geometry, without necessarily having to worry about the specifics of the constituents that make up the density itself. This is the approach adopted by $R_h = ct$. The constituents of the Universe must then partition themselves in such a way as to satisfy that expansion rate. In other words, what matters is ρ and the overall equation of state $p = w\rho$, in terms of the total pressure p and total energy density ρ . In Λ CDM, one assumes $\rho = \rho_m + \rho_r + \rho_{de}$, i.e., that the principal constituents are matter, radiation, and an unknown dark energy, and then infers w from the equations of state assigned to each of these constituents. In $R_h = ct$, it is the aforementioned symmetries and other constraints from GR that uniquely fix w .

The $R_h = ct$ Universe is an FRW cosmology in which Weyl's postulate takes on a more important role than has been considered before (Melia & Shevchuk 2012). There is no modification to GR, and the Cosmological principle is adopted from the start, just like any other FRW cosmology. However, Weyl's postulate adds a very important ingredient. Most workers assume that Weyl's postulate is already incorporated into all FRW metrics, but actually it is only partially incorporated. Simply stated, Weyl's postulate says that any proper distance $R(t)$ must be the product of a universal expansion factor $a(t)$ and an unchanging co-moving radius r , such that $R(t) = a(t)r$. The conventional way of writing an FRW metric adopts this coordinate definition, along with the cosmic time t , which is actually the observer's proper time at his/her location. But what is often overlooked is the fact that the gravitational radius, R_h , which has the same definition as the Schwarzschild radius, and actually coincides with the better known Hubble radius, is in fact itself a proper distance too (see also Melia and Abdelqader 2009). And when one forces this radius to comply with Weyl's postulate, there is only one possible choice for $a(t)$, i.e., $a(t) = (t/t_0)$, where t_0 is the current age of the Universe. This also leads to the result that the gravitational radius must be receding from us at speed c , which is in fact how the Hubble radius was defined in the first place, even before it was recognized as another manifestation of the gravitational horizon. Those familiar with black-hole spacetimes already know that a free-falling observer sees the event horizon approaching them at speed c , so this property of $R_h = ct$ is not surprising in the context of GR.

The principal difference between Λ CDM and $R_h = ct$ is how they handle ρ and p . In the $R_h = ct$ cosmology, the fact that $a(t) \propto t$ requires that the total pressure p be given as $p = -\rho/3$ (and, as we have already noted, it now appears that the FRW metric is only valid when the active mass $\rho + 3p$ is exactly zero). The consequence of this is that quantities such as the luminosity distance and the redshift dependence of the Hubble constant H , take on very simple, analytical forms. Though we won't necessarily need to use these here, we quote them for reference. In $R_h = ct$, the luminosity distance is

$$d_L = R_h(t_0)(1+z) \ln(1+z), \quad (1)$$

and

$$H(z) = H_0(1+z), \quad (2)$$

where z is the redshift, $R_h = c/H$, and H_0 is the value of the Hubble constant today. These relations are clearly very relevant to a proper examination of other cosmological observations, and we are in the process of applying them accordingly. For example, we have recently demonstrated that the model-independent cosmic chronometer data (see, e.g., Moresco et al. 2012) are a better match to $R_h = ct$ (using Eq. 2), than the concordance, best-fit Λ CDM model (see Melia & Maier 2013). The same applies to the gamma-ray burst Hubble diagram (Wei et al. 2013).

In the end, regardless of how Λ CDM or $R_h = ct$ handle ρ and p , they must both account for the same cosmological data. There is growing evidence that, with its empirical approach, Λ CDM can function as a reasonable approximation to $R_h = ct$ in some restricted redshift ranges, but apparently does poorly in others (such as the topic under consideration in this paper). For example, in using the ansatz $\rho = \rho_m + \rho_r + \rho_{de}$ to fit the data, one finds that the Λ CDM parameters must have quite specific values, such as $\Omega_m \equiv \rho_m/\rho_c = 0.27$ and $w_{de} = -1$, where ρ_c is the critical density and w_{de} is the equation-of-state parameter for dark energy. This is quite telling because with these parameters, Λ CDM then requires $R_h(t_0) = ct_0$ today. That is, the best-fit Λ CDM parameters describe a universal expansion equal to what it would have been with $R_h = ct$ all along. Other indicators support the view that using Λ CDM to fit the data therefore produces a cosmology almost (but not entirely) identical to $R_h = ct$ (see Melia 2013c).

For example, by allowing each of its constituents (matter, radiation, and dark energy) to vary according to their assumed dependencies on $a(t)$, without the global restriction that R_h must be equal to ct for all t , the value of R_h predicted by Λ CDM fluctuates about the mean it would otherwise always have if the constraint $R_h = ct$ were imposed from the start. So Λ CDM finds itself in this awkward situation in which the value of $R_h(t_0)$ today is forced to equal ct_0 , but in order to achieve this "coincidence," the Universe had to decelerate early on, followed by a more recent acceleration that exactly balanced out the effects of its slowing down at the beginning. As shown in (Melia 2013a), it is specifically this early deceleration in Λ CDM that brings it into conflict with the near uniformity of the CMB data, requiring the introduction of an inflationary phase to rescue it.

This important difference between Λ CDM and $R_h = ct$ means that fluctuation growth was driven to all scales in the former cosmology, meaning that we should now see an angular correlation at all angles across the sky. However, since $R_h = ct$ was not subject to this early exponential growth, its fluctuations in the CMB were limited in size by the gravitational horizon at the time of recombination. We will show below that this limit results in an absence of angular correlation at angles greater than about

60° , which is what the data seem to suggest. This property of $R_h = ct$ also correctly accounts for the location, θ_{\min} , of the minimum in the angular correlation function $C(\cos \theta)$ and its value, $C(\cos \theta_{\min})$, at that angle.

3. The Angular Correlation Function of the CMB

Assuming that the statistical distributions of matter and metric fluctuations about the background metric are isotropic, the CMB temperature seen in direction $\hat{\mathbf{n}}$ is predicted to be described by a Gaussian random field on the sky, implying that we can expand it in terms of spherical harmonics $Y_{lm}(\hat{\mathbf{n}})$, using independent Gaussian random coefficients a_{lm} of zero mean. The two-point correlation (for directions $\hat{\mathbf{n}}_1$ and $\hat{\mathbf{n}}_2$) becomes a function of $\cos \theta \equiv \hat{\mathbf{n}}_1 \cdot \hat{\mathbf{n}}_2$ only and can be expanded in terms of Legendre polynomials:

$$C(\cos \theta) \equiv \langle T(\hat{\mathbf{n}}_1)T(\hat{\mathbf{n}}_2) \rangle = \frac{1}{4\pi} \sum_l (2l+1) C_l P_l(\cos \theta). \quad (3)$$

Statistical independence implies that

$$\langle a_{lm}^* a_{l'm'} \rangle \propto \delta_{ll'} \delta_{mm'}, \quad (4)$$

and statistical isotropy further requires that the constant of proportionality depend only on l , not m :

$$\langle a_{lm}^* a_{l'm'} \rangle = C_l \delta_{ll'} \delta_{mm'}. \quad (5)$$

The constant

$$C_l = \frac{1}{2l+1} \sum_m |a_{lm}|^2 \quad (6)$$

is the angular power of the multipole l .

To properly calculate the CMB angular correlation function, one must first navigate through a complex array of processes generating the incipient fluctuations $\Delta\rho$ in density, followed by a comparably daunting collection of astrophysical effects, all subsumed together into multiplicative factors known as “transfer functions,” that relate the power spectrum $P(\kappa)$ of the gravitational potential resulting from $\Delta\rho$ to the output CMB temperature fluctuations ΔT . A detailed calculation of this kind can take weeks or even months to complete, even on advanced computer platforms.

Fluctuations produced prior to decoupling lead to “primary” anisotropies, whereas those developing as the CMB propagates from the surface of last scattering to the observer are “secondary.” The former include temperature variations associated with photon propagation through fluctuations of the metric. Known as the Sachs-Wolfe effect (Sachs & Wolfe 1967), this process produces fluctuations in temperature given roughly as

$$\frac{\Delta T}{T} \approx \frac{1}{3} \frac{\Delta\Phi}{c^2}, \quad (7)$$

where $\Delta\Phi$ is a fluctuation in the gravitational potential. The Sachs-Wolfe effect is dominant on large scales (i.e., $\theta \gg 1^\circ$).

Prior to decoupling, the plasma is also susceptible to acoustic oscillations. The density variations associated with compression and rarefaction produce baryon fluctuations resulting in a prominent acoustic peak seen at $l \sim 200$ in the power spectrum. Processes such as this, which depend sensitively on the microphysics, are therefore dominant on small scales, typically $\theta < 1^\circ$.

Once the photons decouple from the baryons, the CMB must propagate through a large scale structure with complex

distributions of the gravitational potential and intra-cluster gas, neither of which is necessarily isotropic or homogeneous on small spatial scales. Astrophysical processes following recombination therefore imprint their own (secondary) signatures on the CMB temperature anisotropies. Examples of secondary processes include: the thermal and kinetic Sunyaev-Zeldovich effects (Sunyaev & Zeldovich 1980), due to inverse Compton scattering by, respectively, thermal electrons in clusters and electrons moving in bulk with their galaxies relative to the CMB “rest” frame; the integrated Sachs-Wolfe effect, induced by the time variation of gravitational potentials, and its non-linear extension, the Rees-Sciama effect (Rees & Sciama 1968); and the deflection of CMB light by gravitational lensing. These effects are expected to produce observable temperature fluctuations at a level of order $\Delta T/T \sim 10^{-5}$ on arc-minute scales (though the Rees-Sciama effect typically generates much smaller fluctuations with $\Delta T/T \sim 10^{-8}$).

Insofar as understanding the global dynamics of the Universe is concerned, there are several reasons why we can find good value in utilizing the angular correlation function $C(\cos \theta)$. This is not to say that the power spectrum (represented by the set of C_l 's) is itself not probative. On the contrary, the past forty years have shown that a meaningful comparison can now be made between theory and observations through an evaluation, or determination, of the multipole powers. But previous studies have also shown that variations caused by different cosmological parameters are not orthogonal, in the sense that somewhat similar sets of C_l 's can be found for different parameter choices (Scott et al. 1995).

A principal reason for this is that the two-point angular power spectrum emphasizes small scales (typically $\sim 1^\circ$), making it a useful diagnostic for physics at the last scattering surface. A comparison between theory and observation on these small scales permits the precise determination of fundamental cosmological parameters, given an assumed cosmological model (Nolta et al. 2009). The two-point angular correlation function $C(\cos \theta)$ contains the same information as the angular power spectrum, but highlights behavior at large angles (i.e., small values of l), the opposite of the two-point angular power spectrum. Therefore, the angular correlation function provides a better test of dynamical models driving the universal expansion.

For these reasons, we suggest that a comparison between the calculated $C(\cos \theta)$ and the observations may provide a more stringent test of the assumed cosmology. The microphysical effects responsible for the high- l multipoles, featured most prominently in the power spectrum, are more likely to be generic to a broad range of expansion scenarios. But $C(\cos \theta)$, which highlights the largest scale fluctuations, yields greater differentiation when it comes to the overall dynamics. A more complete discussion of the benefits of the angular power spectrum versus the angular correlation function, and vice versa, is provided in Copi et al. (2013), and many other references cited therein.

4. Angular Correlation Function of the CMB in Λ CDM

Let us now consider the predicted function $C(\cos \theta)$ in the context of Λ CDM and its comparison to the WMAP sky. A crucial ingredient of the standard model is cosmological inflation—a brief phase of very rapid expansion from approximately 10^{-35} seconds to 10^{-32} seconds following the big bang, forcing the universe to expand much more rapidly than would otherwise have been feasible solely under the influence of matter, radiation,

and dark energy, carrying causally connected regions beyond the horizon each would have had in the absence of this temporary acceleration. In Λ CDM without this exponential expansion, regions on opposite sides of the sky would not have had sufficient time to equilibrate before producing the CMB at $t_e \sim 380,000$ years after the big bang (see Melia 2013a for a detailed explanation and a comparison between various FRW cosmologies). Therefore, the predictions of Λ CDM would be in direct conflict with the observed uniformity of the microwave background radiation, which has the same temperature everywhere, save for the aforementioned fluctuations at the level of one part in 100,000 seen in WMAP's measured relic signal.

This required inflationary expansion drives the growth of fluctuations on all scales and predicts an angular correlation at all angles. However, as pointed out by Copi et al. (2013) in their detailed analysis of both the WMAP and *Planck* data, there has always been an indication (even from the older *COBE-DMR* observations; Hinshaw et al. 1996) that the two-point angular correlation function nearly vanishes on scales greater than about 60 degrees, contrary to what Λ CDM predicts (see figure 1). From this figure, one may also come away with the impression that there are significant differences between the predicted and observed angular correlation function at angles smaller than 60 degree, but because the different angular bins are correlated, the deviation between the two curves is not as statistically significant as it appears. In fact, cosmic variance from the theoretical curve (indicated by the shaded region) can essentially account for most of the disparity at these smaller angles.

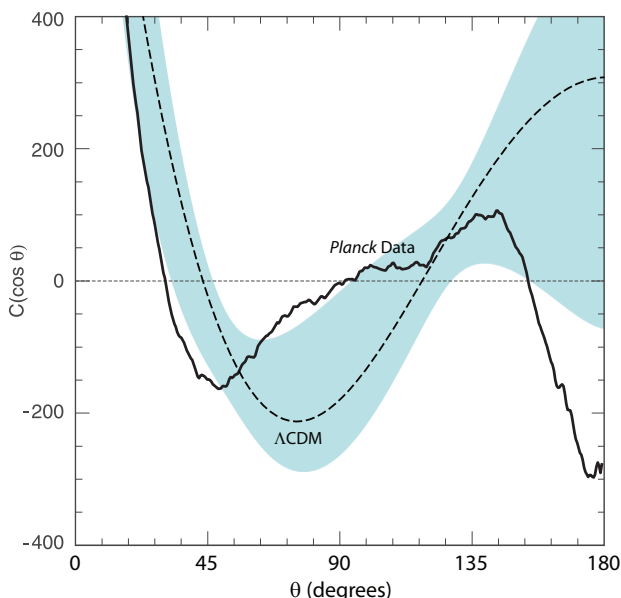


Fig. 1. Angular correlation function of the best-fit Λ CDM model and that inferred from the *Planck* SMICA full-sky map (*Planck* Collaboration XV 2013) on large angular scales. The shaded region is the one-sigma cosmic variance interval. (This figure is adapted from Copi et al. 2013)

A quantitative measure of the differences between the observed angular correlation function and that predicted by Λ CDM is the so-called $S_{1/2}$ statistic introduced by the WMAP team (Spergel et al. 2003):

$$S_{1/2} = \int_1^{1/2} |C(\cos \theta)|^2 d(\cos \theta). \quad (8)$$

A subsequent application of this measure on the WMAP 5 year maps (Copi et al. 2009) revealed that only $\sim 0.03\%$ of Λ CDM model CMB skies have lower values of $S_{1/2}$ than that of the observed WMAP sky. But we may simply be dealing with foreground subtraction issues. The final (9-year) analysis of the WMAP data suggests that the difference between theory and observation is probably smaller and may fall within the $1 - \sigma$ error region associated with cosmic variance (Bennett et al. 2013).

There are indications, however, that the differences between theory and observations may be due to more than just randomness. For example, the observed angular correlation function has a well defined shape, with a minimum at $\sim 50^\circ$, and a relatively smooth curve on either side of this turning point. One might have expected the data points to not line up as they do within the variance window if stochastic processes were solely to blame. Moreover, one cannot ignore the fact that the observed angular correlation goes to zero beyond $\sim 60^\circ$. Variance could have resulted in a function with a different slope than that predicted by Λ CDM, but it seems unlikely that this randomly generated slope would be close to zero above $\sim 60^\circ$.

The recent *Planck* results also confirm that the $S_{1/2}$ statistic is very low. In their analysis, Copi et al. (2013) find that the probability of the observed cut-sky $S_{1/2}$ statistic in an ensemble of realizations of the best-fitting Λ CDM model never exceeds 0.33% for any of the analyzed combinations of maps and masks. This trend has remained intact since the release of the WMAP 3-year data. The apparent lack of temperature correlations on large angular scales is robust and increases in statistical significance as the quality of the instrumentation improves, suggesting that instrumental issues are not the cause.

If it turns out that the absence of large-angle correlation is real, and not due to cosmic variance, this may be the most significant result of the WMAP mission, because it essentially invalidates any role that inflation might have played in the universal expansion. Our principal goal in this paper is therefore to examine whether the $R_h = ct$ Universe—a cosmology without inflation—can account for the lack of temperature correlations on large angular scales without invoking cosmic variance.

5. Angular Correlation of the CMB in the $R_h = ct$ Universe

Since the $R_h = ct$ Universe did not undergo a period of inflated expansion, it is not subject to the observational restriction discussed above. Defining the density contrast $\delta \equiv \delta\rho/\rho$ in terms of the density fluctuation $\delta\rho$ and unperturbed density ρ , we can form the wavelike decomposition

$$\delta = \sum_{\kappa} \delta_{\kappa}(t) e^{i\kappa \cdot \mathbf{r}}, \quad (9)$$

where the Fourier component δ_{κ} depends only on cosmic time t , and κ and \mathbf{r} are the co-moving wavevector and radius, respectively. In Melia & Shevchuk (2012), we derived the dynamical equation for δ_{κ} in the $R_h = ct$ Universe and showed that in the linear regime

$$\ddot{\delta}_{\kappa} + \frac{3}{t} \dot{\delta}_{\kappa} = \frac{1}{3} c^2 \left(\frac{\kappa}{a} \right)^2 \delta_{\kappa}. \quad (10)$$

The way perturbation growth is handled in $R_h = ct$, leading to Equation (10), is somewhat different from Λ CDM, so we will take a moment to briefly describe the origin of this expression. As we discussed in the introduction, the chief difference

between Λ CDM and $R_h = ct$ is that one must guess the constituents of ρ in the former, assign an individual equation of state to each, and then solve the growth equation derived for each of these components separately. This is how one handles a situation in which the various species do not necessarily feel each other's pressure, though they do feel the gravitational influence from the total density. The coupled equations of growth for the various components can be quite complex, so one typically approximates the equations by expressions that highlight the dominant species in any given era. For example, before recombination, the baryon and photon components must be treated as a single fluid, since they are coupled by frequent interactions in an optically-thick environment. During this period, Λ CDM assumes that "dark energy" is smooth on scales corresponding to the fluctuation growth, and treats the baryon-photon fluid as a single perturbed entity with the pressure of radiation and an overall energy density corresponding to their sum. Once the radiation decouples from the luminous matter, all four constituents (including dark matter) must be handled separately, though in a simplified approach one may ignore the radiation, which becomes sub-dominant at later times.

The situation in $R_h = ct$ is quite different for several reasons. First of all, the overall equation of state in this cosmology is not forced on the system by the constituents; it is the other way around. The symmetries implied by the Cosmological Principle and Weyl's postulate together, through the application of general relativity, only permit a constant expansion rate, which means that $p = -\rho/3$. The expansion rate depends on the total energy density, but not on the partitioning among the various constituents. Instead, the constituents must partition themselves in such a way as to always guarantee that this overall equation of state is maintained during the expansion.

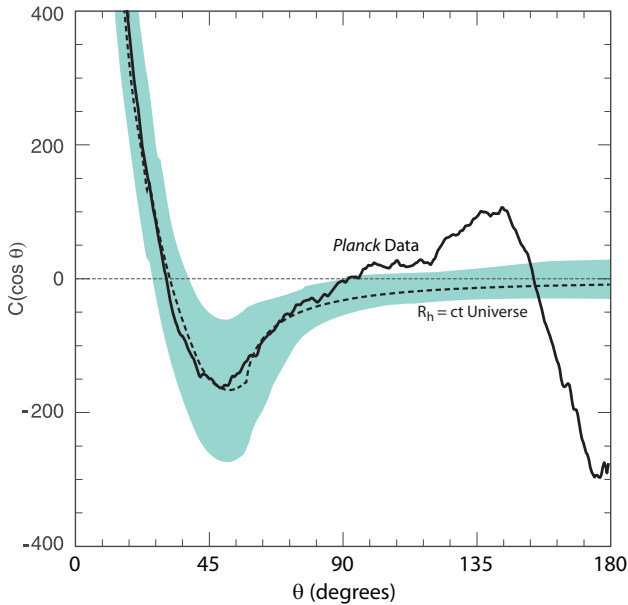


Fig. 2. Angular correlation function of the CMB in the $R_h = ct$ Universe, for $b = 3$ and $t_0/t_e = 5 \times 10^5$ (see text). The *Planck* data are the same as those shown in figure 1. The shaded region is the one-sigma cosmic variance interval.

And since the pressure is therefore a non-negligible fraction of ρ at all times, one cannot use the equations of growth derived from Newtonian theory (commonly employed in Λ CDM), since p itself acts a source of curvature. One must therefore neces-

sarily start with the relativistic growth equation (numbered 41 in Melia & Shevchuk 2012), which correctly incorporates all of the contributions from ρ and p . This equation is ultimately derived from Einstein's field equations using the perfect-fluid form of the stress-energy tensor, written in terms of the total ρ and total p , but without specifying the sub-partitioning of the density and pressure among the various constituents. With this approach, there is only one growth equation.

On occasion, it is also necessary to use the relativistic growth equation in Λ CDM. But there, one typically chooses a regime where a single constituent is dominant, say during the matter-dominated era, and then one assumes that ρ is essentially just the density due to matter (for which also $p \approx 0$). But in general, since the pressure appearing in the stress-energy tensor is the total pressure, one cannot mix and match different components that may or may not "feel" each other's influence (as described above). So in fact using the relativistically correct growth equation is difficult in Λ CDM, unless one can make suitable approximations in a given regime.

In $R_h = ct$, on the other hand, the total pressure is always $-\rho/3$, so the key question is whether all of the constituents participate in the perturbation growth, or whether only some of them do. There is no doubt that the baryons and photons are coupled prior to recombination. In Λ CDM, one assumes that dark energy is coupled only weakly, acting as a smooth background. In $R_h = ct$, dark energy cannot be a cosmological constant. One therefore assumes that during the early fluctuation growth, everything is coupled strongly in order to maintain the required total pressure $-\rho/3$.

In short, there is one assumption made in each cosmology. In Λ CDM, dark energy is a cosmological constant that remains smooth while the the baryon-photon fluid is perturbed at early times. In $R_h = ct$, dark energy cannot be a cosmological constant, and everything is coupled strongly at early times, so the perturbation affects the total energy density ρ . One must always use the correct relativistic growth equation, which includes p as a source of gravity.

In the end, this equation simplifies considerably because the active mass in $R_h = ct$ is proportional to $\rho + 3p = 0$, and therefore the gravitational term normally appearing in the standard model is absent. But this does not mean that δ_κ cannot grow. Instead, because $p < 0$, the (usually dissipative) pressure term on the right-hand-side here becomes an agent of growth. Moreover, there is no Jeans length scale. In its place is the gravitational radius, which we can see most easily by recasting this differential equation in the form

$$\ddot{\delta}_\kappa + \frac{3}{t}\dot{\delta}_\kappa - \frac{1}{3}\frac{\Delta_\kappa^2}{t^2}\delta_\kappa = 0, \quad (11)$$

where

$$\Delta_\kappa \equiv \frac{2\pi R_h}{\lambda}. \quad (12)$$

Note, in particular, that both the gravitational radius R_h and the fluctuation scale λ vary with t in exactly the same way, so Δ_κ is therefore a constant in time. But the growth rate of δ_κ depends critically on whether λ is less than or greater than $2\pi R_h$.

The fact that $R_h = ct$ does not have a Jeans length is itself quite relevant to understanding the observed lack of any scale dependence in the measured matter correlation function (Watson et al. 2011). As one can see from the general form of the dynamical equation for δ_κ (Melia & Shevchuk 2012), only a cosmology with $p = -\rho/3$ has this feature. In every other case, both the pressure and gravitational terms are present in Eq. (10), which

always produces a Jeans scale. For example, Λ CDM predicts different functional forms for the matter correlation function on different spatial scales, and is therefore not consistent with the observed matter distribution.

A simple solution to Eq. (11) is the power law

$$\delta_k(t) = \delta_k(0)t^\alpha, \quad (13)$$

where evidently

$$\alpha^2 + 2\alpha - \frac{1}{3}\Delta_k^2 = 0, \quad (14)$$

so that

$$\alpha = -1 \pm \sqrt{1 + \Delta_k^2/3}. \quad (15)$$

Thus, for small fluctuations ($\lambda \ll 2\pi R_h$), the growing mode is

$$\delta_k \sim \delta_k(0)t^{\Delta_k/\sqrt{3}}, \quad (16)$$

whereas for large fluctuations ($\lambda > 2\pi R_h$), the dominant mode

$$\delta_k \sim \delta_k(0) \quad (17)$$

does not even grow. For both small and large fluctuations, the second mode decays away.

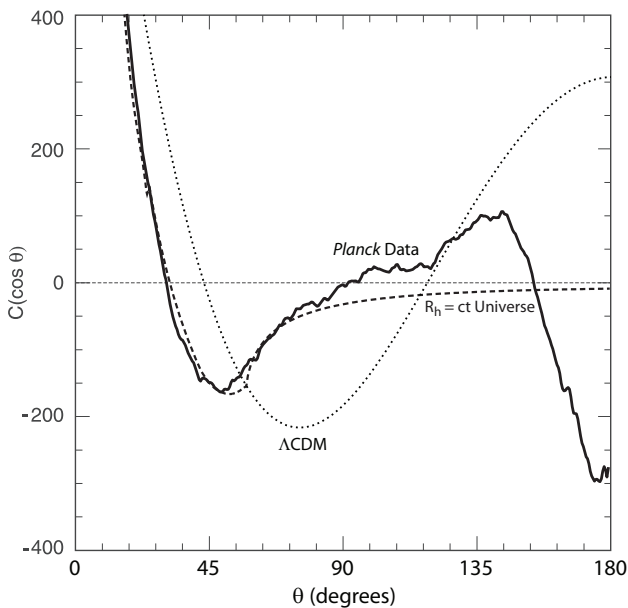


Fig. 3. Angular correlation function of the CMB in the $R_h = ct$ Universe, for $b = 3$ and $t_0/t_e = 5 \times 10^5$, together with the best-fit Λ CDM model, compared with the *Planck* data.

A quick inspection of the growth rate implied by Eq. (16) reveals that the fluctuation spectrum must have entered the non-linear regime well before recombination (which presumably occurred at $t_e \sim 10^4$ – 10^5 years). Therefore, without carrying out a detailed simulation of the fluctuation growth at early times, it is not possible to extract the power spectrum

$$P(\kappa) = \langle |\delta_k|^2 \rangle \quad (18)$$

unambiguously. Fortunately, this is not the key physical ingredient we are seeking. Instead, the central question is “What is the maximum range over which the fluctuations would have grown,

either linearly or non-linearly, prior to recombination?” and this we can answer rather straightforwardly.

Eqs. (16) and (17) suggest that—without inflation—the maximum fluctuation size at any given time t was $\lambda_{\max}(t) \sim 2\pi R_h(t)$. In the $R_h = ct$ Universe, the comoving distance to the last scattering surface (at time t_e) is

$$r_e = ct_0 \int_{t_e}^{t_0} \frac{dt'}{t'} = ct_0 \ln\left(\frac{t_0}{t_e}\right). \quad (19)$$

Therefore, the maximum angular size θ_{\max} of any fluctuation associated with the CMB emitted at t_e has to be

$$\theta_{\max} = \frac{\lambda_{\max}(t_e)}{R_e(t_e)}, \quad (20)$$

where

$$R_e(t_e) = a(t_e)r_e = a(t_e)ct_0 \ln\left(\frac{t_0}{t_e}\right) = ct_e \ln\left(\frac{t_0}{t_e}\right) \quad (21)$$

is the proper distance to the last scattering surface at time t_e . That is,

$$\theta_{\max} \sim \frac{2\pi}{\ln(t_0/t_e)}. \quad (22)$$

Thus, if we naively adopt the times $t_0 = 13.7$ Gyr and $t_e \approx 380,000$ yrs from the standard model, we find that $\theta_{\max} \sim 34^\circ$. As we shall see, it is the existence of this limit, more than any other aspect of the CMB anisotropies in the $R_h = ct$ Universe, that accounts for the shape of the observed angular correlation function in figure 1.

Since we are here beginning to identify specific values for the age of the Universe t_0 , and the recombination time t_e , both of which impact observables, such as θ_{\max} , it is important to remind ourselves that the concordance values of the Λ CDM parameters render the expansion history in the standard model so similar to that in $R_h = ct$ that today we measure $R_h(t_0) \approx ct_0$. In other words, the age of the concordance Λ CDM Universe is virtually identical to that of the $R_h = ct$ Universe, so using $t_0 = 13.7$ Gyr for these estimates is quite reasonable.

Insofar as the radiation in $R_h = ct$ is concerned, its temperature increases inversely with $a(t)$, as it does in Λ CDM, so there is little difference in the radiation fields within these two cosmologies. What does differ is the dark-energy content and its equation of state. In Λ CDM, one typically makes the simplest assumption, which is that dark energy is a cosmological constant and therefore becomes less important as $t \rightarrow 0$. In $R_h = ct$, on the other hand, all that matters is that the constituents together must contribute an overall equation of state $p = -\rho/3$, so any components other than matter and radiation have a stronger dependence on $a(t)$ (and therefore t) than they do in Λ CDM. However, the radiation will still have the same temperature at a given value of $a(t)$ as it does in Λ CDM. This suggests that the range over which t_e will fall in $R_h = ct$ is probably not far from 380,000 yrs. Below, we will consider the impact on $C(\cos \theta)$ from changes to the ratio t_0/t_e over the range 5×10^4 – 5×10^6 (see figure 4).

In this paper, we wish to identify the key elements of the theory responsible for the shape of $C(\cos \theta)$, without necessarily getting lost in the details of the complex treatment alluded to in §3 above, so we will take a simplified approach used quite effectively in other applications (Efstathiou 1990). For example, we will ignore the transfer function, and consider only the Sachs-Wolfe effect, since previous work has shown that this is dominant on scales larger than $\sim 1^\circ$. From a practical standpoint,

this approximation affects the shape of $C(\cos \theta)$ closest to $\theta = 0$ in figure 1, but that's not where the most interesting comparison with the data will be made. We will also adopt a heuristic, Newtonian argument to establish the scale-dependence of this effect, noting that

$$\Delta\Phi \sim \frac{G\Delta M}{\lambda}, \quad (23)$$

where

$$\Delta M = \frac{4\pi}{3}\delta\rho\lambda^3. \quad (24)$$

Thus, from Eq. (7), we see that

$$\frac{\Delta T}{T} \sim \delta\rho\lambda^2. \quad (25)$$

But the variance in density over a particular comoving scale λ is given as

$$\left(\frac{\delta\rho}{\rho}\right)_\lambda^2 \propto \int_0^{\kappa \sim 1/\lambda} P(\kappa') d^3\kappa' \quad (26)$$

(Efstathiou 1990). Not knowing the exact form of the power spectrum emerging from the non-linear growth prior to recombination, we will parametrize it as follows,

$$P(\kappa) \propto \kappa - b \left(\frac{2\pi}{R_e(t_e)}\right)^2 \kappa^{-1}, \quad (27)$$

where the (unknown) constant b is expected to be $\sim O(1)$.

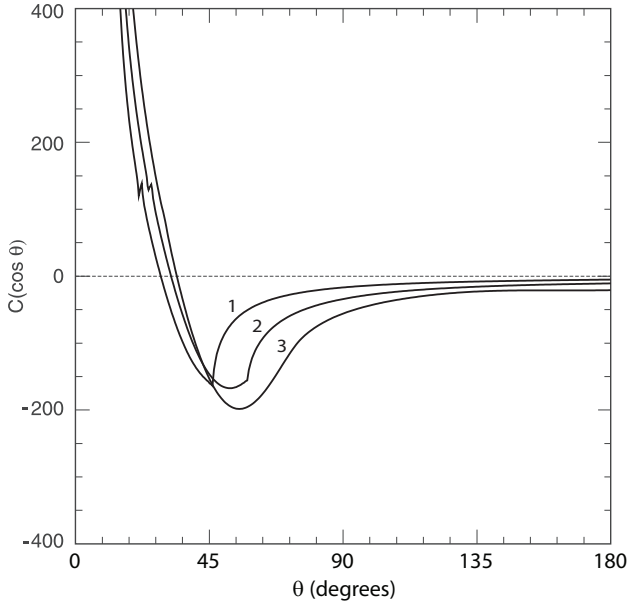


Fig. 4. Impact on the angular correlation function $C(\cos \theta)$ in the $R_h = ct$ Universe from a change in the ratio t_0/t_e : (Curve 1), 5×10^6 ; (Curve 2), 5×10^5 ; (Curve 3), 5×10^4 .

This form of $P(\kappa)$ is based on the following reasoning. The conventional procedure is to assume a scale-free initial power-law spectrum, which we also do here. In Λ CDM, these fluctuations grow and then expand to all scales during the required inflationary phase. In $R_h = ct$, the fluctuation growth is driven by the (negative) pressure, represented by the term on the right-hand side of Eq. (10). Very importantly, because there is no Jeans

length, fluctuations can in principle grow on all scales. However, this equation also shows that what matters most is the ratio of the fluctuation length λ to the gravitational radius $R_h(t)$ at time t . The solution to this equation shows that only fluctuations with $\lambda < 2\pi R_h$ will grow, and that those modes that grow, will grow rapidly, given their strong dependence on t (see Eq. 16).

The most important result we get from this analysis is that fluctuations will grow quickly in amplitude until they get to the size $2\pi R_h(t)$, and then the growth stops. In Λ CDM, on the other hand, growth continues due to inflation. The simple parametrization in Eq. (27) incorporates these essential effects: first, the initial seed spectrum is assumed to be scale-free, which means that $P(\kappa) \sim \kappa$. Since the growth rate depends critically on the ratio R_h/λ , one would expect $P(\kappa)$ to be dominated by the smaller wavelengths (i.e., the larger κ 's), and be altered more and more for increasing wavelengths (i.e., smaller κ 's). Thus, for large κ , $P(\kappa)$ should still go roughly as κ . However, for smaller κ , the growth rate decreases with decreasing κ , so one would expect a greater and greater depletion in power with decreasing κ . The second term in Eq. (27) represents this effect.

Having said this, the key physical element most responsible for the shape of the angular correlation function is the ratio t_0/t_e , since this determines the size of the gravitational horizon $R_h(t_e)$ from which one determines the maximum angle θ_{\max} of the fluctuations. The b in the parametrization of Eq. (27) affects the location of the minimum in (and value of) $C(\cos \theta)$, but not qualitatively, as exhibited by the variations shown in figure 5. Since the results are only weakly dependent on b , the parametrization in Eq. (27) does not appear to be overly influencing our results.

It is not difficult to see from Eqs. (26) and (27) that $\delta\rho$ is therefore given as

$$\delta\rho \sim \frac{1}{\lambda^2} (1 - b\theta^2), \quad (28)$$

where the definition of θ is analogous to that of θ_{\max} in Eq. (20). Thus, the amplitude of the Sachs-Wolfe temperature fluctuations follows the very simple form

$$\frac{\Delta T}{T} \sim (1 - b\theta^2), \quad (29)$$

but only up to the maximum angle θ_{\max} established earlier. The CMB angular correlation function $C(\cos \theta)$ calculated using Eq. (29) is shown in figure 2, together with the *Planck* data (Planck Collaboration XV 2013), for $b = 3$ and $t_0/t_e = 5 \times 10^5$. To facilitate a comparison between all three correlation functions (from *Planck*, Λ CDM, and $R_h = ct$), we show them side by side in figure 3.

We are not yet in a position to calculate the probability of getting the observed $S_{1/2}$ for all possible realizations of the $R_h = ct$ Universe, because our estimation of the fluctuation spectrum in this cosmology is still at a very rudimentary stage. Our calculation of the correlation function is based solely on the Sachs-Wolfe effect, which dominates at large angles. However, the general agreement between theory and observation in figures 2 and 3 suggests that the angular correlation function associated with an FRW cosmology without inflation (such as $R_h = ct$) matches that observed with WMAP and *Planck* qualitatively better than Λ CDM. For example, we note from figure 3 that $R_h = ct$ does a better job predicting the location of the minimum, θ_{\min} , the value of $C(\cos \theta_{\min})$ at this angle and, particularly, the lack of significant angular correlation at angles $\theta > 60^\circ$.

Of course, one should wonder how sensitively any of these results depends on the chosen values of b and t_0/t_e . The short

answer is that the dependence is weak, in part because the ratio t_0/t_e enters into the calculation only via its log (see Eq. 22). Figure 4 illustrates the impact on $C(\cos \theta)$ of changing the value of t_0/t_e , from 5×10^6 (curve 1), to 5×10^5 (curve 2), and finally to 5×10^4 (curve 3).

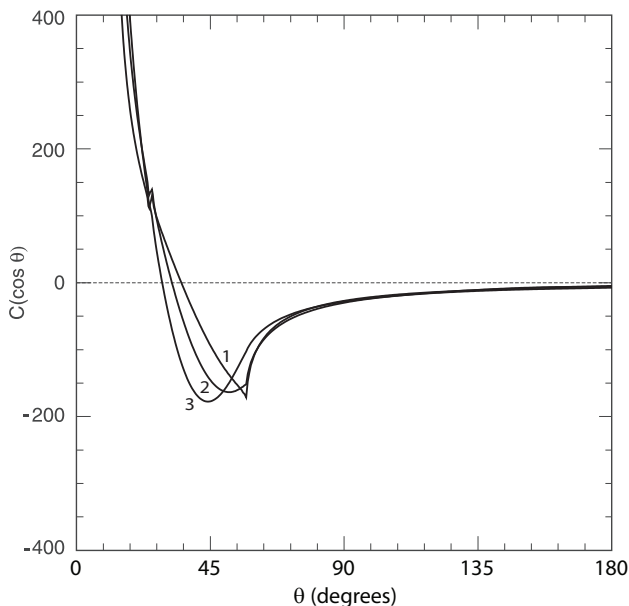


Fig. 5. Impact on the angular correlation function $C(\cos \theta)$ in the $R_h = ct$ Universe from a change in the value of b : (Curve 1), $b = 2$; (Curve 2), $b = 3$; (Curve 3), $b = 4$.

The dependence of these results on the value of b is illustrated in figure 5, which shows the curves corresponding to $b = 2$ (curve 1), $b = 3$ (curve 2), and $b = 4$ (curve 3). In all cases, the overarching influence is clearly the existence of θ_{\max} , which cuts off any angular correlation at angles greater than $\sim 60^\circ$. We would argue that any of the curves in Figs. 3 and 4 present a better match to the WMAP data than the Λ CDM curve shown in figure 1. Therefore, the difference between Λ CDM and the data may be due to inflation rather than cosmic variance.

Finally, let us acknowledge the fact that although Λ CDM may not appear to provide the better explanation for the angular correlation function, it nonetheless does extremely well in accounting for the observed angular power spectrum for $l > 20$ (see, e.g., Bennett et al. 2013; Planck Collaboration XV 2013). Along with its remarkable fit to the Type Ia SN data, this has been arguably the biggest success story of this long-standing cosmological model. We have not yet included all of the physical effects, such as baryon acoustic oscillations, occurring near the surface of last scattering in the $R_h = ct$ scenario, so it is not yet possible to carry out a complete comparative analysis of the entire power spectrum between the two models, certainly not for $l > 10 - 20$. The work of Scott et al. (1995), among others, suggests that, unlike the Sachs-Wolfe effect, which is quite sensitive to the expansion dynamics, the local physics where the CMB is produced may be generic to a wide range of evolutionary histories. So the fact that Λ CDM does not account very well for the angular correlation function, which tends to highlight features predominantly at large angles ($\theta > 1 - 10$ degrees), is not inconsistent with the reality that it fits the high- l angular power spectrum very well.

To demonstrate how these two approaches to the analysis of angular information in the CMB focus on quite different as-

pects of the fluctuation problem, we show in figure 6 the angular power spectrum produced solely by the Sachs-Wolfe effect in the $R_h = ct$ Universe. This fit for $l < 10 - 20$ is actually a better match to the observations than that associated with Λ CDM, but what is lacking, of course, is information for $l > 10 - 20$, where the standard model does exceptionally well. It is comforting to see that the qualitatively good fit exhibited by $R_h = ct$ in figures 2 and 3, is confirmed by the very good fit also seen in the angular power spectrum (figure 6) at low values of l . (The details of how this angular power spectrum is calculated are provided in a companion paper, whose principal goal is to discuss the apparent low-multipole alignment in the CMB; see Melia 2012.) Future work must include a more complete analysis than we have presented here, to approach the extraordinary level of detail now available in applications of the standard model.

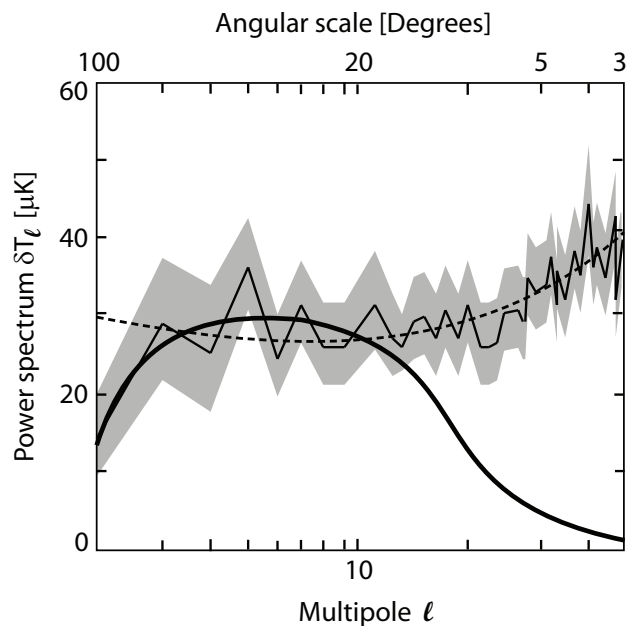


Fig. 6. The theoretical CMB power spectrum due solely to Sachs-Wolfe-induced fluctuations in the $R_h = ct$ Universe (solid, thick curve), in comparison with the power spectrum measured from the full WMAP sky (thin, jagged line; Spergel et al. 2003; Tegmark et al. 2003). The gray region represents the one-sigma uncertainty. The power spectrum for $l > 10 - 20$ is dominated by small-scale physical effects, such as baryon acoustic oscillations near the surface of last scattering, which are not included in our analysis. For comparison, we also show the WMAP best-fit (dashed) curve, calculated with all of the physical effects producing the fluctuations. This curve fits the data very well, particularly at very high l 's, corresponding to fluctuations on scales smaller than $\sim 10^\circ$.

6. Conclusions

It is essential for us to identify the key physical ingredient that guides the behavior of a diagnostic as complicated as $C(\cos \theta)$ in Figs. 1 through 5. An episode of inflation early in the Universe's history would have driven all fluctuations to grow, whether in the radiation dominated era, or later during the matter dominated expansion, to very large opening angles, producing a significant angular correlation on all scales. The *Planck* data reproduced in figure 1 (and also the earlier WMAP observations) show that

this excessive expansion may not have occurred, if the difference between theory and observations is not due solely to cosmic variance. In the $R_h = ct$ Universe, on the other hand, there was never any inflationary expansion (Melia 2013a), so there was a limit to how large the fluctuations could have grown by the time (t_e) the CMB was produced at the surface of last scattering. This limit was attained when fluctuations of size $\lambda/2\pi$ had reached the gravitational horizon $R_h(t_e)$. And for a ratio $t_0/t_e \sim 35,000\text{--}40,000$, this corresponds to a maximum fluctuation angle $\theta_{\max} \sim 30\text{--}35^\circ$. This limit is the key ingredient responsible for the shape of the angular correlation function seen in Figs. 2, 3, 4 and 5. Though other influences, such as Doppler shifts, the growth of adiabatic perturbations, and the integrated Sachs-Wolfe effect, have yet to be included in these calculations, they are not expected—on the basis of previous work—to be dominant; they would modify the shape of $C(\cos\theta)$ only slightly (perhaps even bringing the theoretical curve closer to the data). The positive comparison between the observed and calculated $C(\cos\theta)$ curves seen in these figures offers some support to the viability of the $R_h = ct$ Universe as the correct description of nature.

One might also wonder whether the observed lack of angular correlation and the alignment of quadrupole and octopole moments are somehow related. This question was the subject of Rakić & Schwarz's analysis (Rakić & Schwarz 2007), which concluded that the answer is probably no. More specifically, they inferred that having one does not imply a larger or smaller probability of having the other. However, this analysis was rather simplistic, in the sense that it did not consider whether alternative cosmologies, such as the $R_h = ct$ Universe, could produce the observed alignment as a result of the $\sim R_h(t_e)$ (non-inflated) fluctuation-size limit, in which case the two anomalies would in fact be related, though only indirectly.

In related work, it was shown by Sarkar et al. (2011) that there is no statistically significant correlation in Λ CDM between the missing power on large angular scales and the alignment of the $l = 2$ and $l = 3$ multipoles. If not due to variance, the inconsistency between the standard model and the WMAP data may therefore be greater than each of the anomalies alone, because their combined statistical significance is equal to the product of their individual significances. As pointed out by Sarkar et al. (2011), such an outcome would require a causal explanation.

In this paper, we have shown that at least one of these anomalies is not generic to all FRW cosmologies. In fact, the observed angular correlation function is a good match to that predicted in the $R_h = ct$ Universe. This property of the CMB might be pointing to the existence of a maximum angular size θ_{\max} for the large-scale fluctuations, imposed by the gravitational horizon R_h at the time t_e of last scattering.

Acknowledgements. This research was partially supported by ONR grant N00014-09-C-0032 at the University of Arizona, and by a Miegunyah Fellowship at the University of Melbourne. I am particularly grateful to Amherst College for its support through a John Woodruff Simpson Lectureship. And I am happy to acknowledge the helpful comments by the anonymous referee, that have led to a significant improvement in this manuscript.

References

- Bennett, C. L. et al. 2003, ApJS, 148, 97
 Bennett, C. L. et al. 2013, ApJS, in press (arXiv:1212.5225)
 Copi, C. J., Huterer, D., Schwarz, D. J. & Starkman, G. D. 2009, MNRAS, 399, 295
 Copi, C. J., Huterer, D., Schwarz, D. J. & Starkman, G. D. 2013, MNRAS, in press (arXiv:1310.3831)
 Efsthathiou, G. 1990, in Physics of the Early Universe, eds. J. A. Peacock, A. F. Heavens & A. T. Davies, SUSSP, Edinburgh.
 Guth, A. H. 1981, Phys. Rev. D, 23, 347
 Hinshaw, G. et al. 1996, ApJ Letters, 464, L25
 Linde, A. 1982, Phys. Lett. B, 108, 389
 Melia, F. 2007, MNRAS, 382, 1917
 Melia, F. 2012, ApJ, submitted (arXiv:1207.0734)
 Melia, F. 2013a, A&A, 553, id A76
 Melia, F. 2013b, Phys. Lett. B, submitted
 Melia, F. 2013c, CQG, 30, 155007
 Melia, F. and Abdelqader, M. 2009, IJMP-D, 18, 1889
 Melia, F. & Maier, R. S. 2013, MNRAS, 432, 2669
 Melia, F. & Shevchuk, A. 2012, MNRAS, 419, 2579
 Moresco, M., Verde, L., Pozzetti, L., Jimenez, R. & Cimatti, A. 2012, JCAP, in press (arXiv:1201.6658)
 Nolta, M. R. et al. 2009, ApJS, 180, 296
 Planck Collaboration XV, 2013, A&A submitted (arXiv:1303.5075)
 Rakić, A. & Schwarz, D. J. 2007, Phys. Rev. D, 75, Article ID 103002
 Rees, M. J. & Sciama, D. W. 1968, Nature, 217, 511
 Sachs, R. K. & Wolfe, A. M. 1967, ApJ, 147, 73
 Sarkar, D., Huterer, D., Copi, C. J., Starkman, G. D. & Schwarz, D. J. 2011, Astroparticle Phys., 34, 591
 Scott, D., Silk, J. & White, M. 1995, Science, 268, 829
 Spergel, D. N. et al. 2003, ApJS, 148, 175
 Sunyaev, R. A. & Zeldovich, I. B. 1980, MNRAS, 190, 413
 Tegmark, M., de Oliveira-Costa, A. & Hamilton, A. J., 2003, Phys. Rev. D, 68, Article ID 123523
 Wright, E. L., Bennett, C. L., Gorski, K., Hinshaw, G. & Smoot, G. F. 1996, ApJ Letters, 464, L21
 Watson, D. F., Berlind, A. A. & Zentner, A. R. 2011, ApJ, 738, article id. 22
 Wei, J.-J., Wu, X. & Melia, F. 2013, ApJ, 772, 43