

# Stochastic Variational Inference

**Matt Hoffman**

*Adobe Research*

MATHOFFM@ADOBE.COM

**David M. Blei**

*Department of Computer Science*

*Princeton University*

BLEI@CS.PRINCETON.EDU

**Chong Wang**

*Machine Learning Department*

*Carnegie Mellon University*

CHONGW@CS.CMU.EDU

**John Paisley**

*Department of Computer Science*

*University of California, Berkeley*

JPAISLEY@BERKELEY.EDU

**Editor:** Tommi Jaakkola

## Abstract

We develop stochastic variational inference, a scalable algorithm for approximating posterior distributions. We develop this technique for a large class of probabilistic models and we demonstrate it with two probabilistic topic models, latent Dirichlet allocation and the hierarchical Dirichlet process topic model. Using stochastic variational inference, we analyze several large collections of documents: 300K articles from *Nature*, 1.8M articles from *The New York Times*, and 3.8M articles from *Wikipedia*. Stochastic inference can easily handle data sets of this size and outperforms traditional variational inference, which can only handle a smaller subset. (We also show that the Bayesian nonparametric topic model outperforms its parametric counterpart.) Stochastic variational inference lets us apply complex Bayesian models to massive data sets.

## 1. Introduction

Modern data analysis requires computation with massive data. As examples, consider the following.

(1) We have an archive of the raw text of two million books, scanned and stored online. We want to discover the themes in the texts, organize the books by subject, and build a navigator for users to explore our collection. (2) We have data from an online shopping website containing millions of users' purchase histories as well as descriptions of each item in the catalog. We want to recommend items to users based on this information. (3) We are continuously collecting data from an online feed of photographs. We want to build a classifier from these data. (4) We have measured the gene sequences of millions of people. We want to make hypotheses about connections between observed genes and other traits.

These problems illustrate some of the challenges to modern data analysis. Our data are complex and high-dimensional; we have assumptions to make—from science, intuition, or other data analyses—that involve structures we believe exist in the data but that we cannot directly observe; and finally our data sets are large, possibly even arriving in a never-ending stream.

Statistical machine learning research has addressed some of these challenges by developing the field of probabilistic modeling, a field that provides an elegant approach to developing new methods for analyzing data (Pearl, 1988; Jordan, 1999; Bishop, 2006; Koller and Friedman, 2009; Murphy, 2012). In particular, *probabilistic graphical models* give us a visual language for expressing assumptions about data and its hidden structure. The corresponding *posterior inference algorithms* let us analyze data under those assumptions, inferring the hidden structure that best explains our observations.

In descriptive tasks, like problems #1 and #4 above, graphical models help us explore the data—the organization of books or the connections between genes and traits—with the hidden structure probabilistically “filled in.” In predictive tasks, like problems #2 and #3, we use models to form predictions about new observations. For example, we can make recommendations to users or predict the class labels of new images. With graphical models, we enjoy a powerful suite of probability models to connect and combine; and we have general-purpose computational strategies for connecting models to data and estimating the quantities needed to use them.

The problem we face is scale. Inference algorithms of the 1990s and 2000s used to be considered scalable, but they cannot easily handle the amount of data that we described in the four examples above. This is the problem we address here. We present an approach to computing with graphical models that is appropriate for massive data sets, data that might not fit in memory or even be stored locally. Our method does not require clusters of computers or specialized hardware, though it can be further sped up with these amenities.

As an example of this approach to data analysis, consider topic models. Topic models are probabilistic models of text used to uncover the hidden thematic structure in a collection of documents (Blei, 2012). The main idea in a topic model is that there are a set of topics that describe the collection and each document exhibits those topics with different degrees. As a probabilistic model, the topics and how they relate to the documents are hidden structure and the main computational problem is to infer this hidden structure from an observed collection. Figure 1 illustrates the results of our algorithm on a probabilistic topic model. These are two sets of topics, weighted distributions over the vocabulary, found in 1.8M articles from the *New York Times* and 300,000 articles from *Nature*. Topic models are motivated by applications that require analyzing massive collections of documents like this, but traditional algorithms for topic model inference do not easily scale collections of this size.

Our algorithm builds on variational inference, a method that transforms complex inference problems into high-dimensional optimization problems (Jordan et al., 1999; Wainwright and Jordan, 2008). Traditionally, the optimization is solved with a coordinate ascent algorithm, iterating between re-analyzing every data point in the data set and re-estimating its hidden structure. This is inefficient for large data sets, however, because it requires a full pass through the data at each iteration.

In this paper we derive a more efficient algorithm by using stochastic optimization (Robbins and Monro, 1951), a technique that follows noisy estimates of the gradient of the objective. When used in variational inference, we show that this gives an algorithm which iterates between subsampling the data

*The New York Times**Nature*

Figure 1: Posterior topics from the hierarchical Dirichlet process topic model on two large data sets. These posteriors were approximated using stochastic variational inference with 1.8M articles from the *New York Times* (top) and 350K articles from *Nature* (bottom). (See Section 3.3 for the modeling details behind the hierarchical Dirichlet process and Section 4 for details about the empirical study.) Each topic is a weighted distribution over the vocabulary and each topic’s plot illustrates its most frequent words.

and adjusting the hidden structure based only on the subsample. This is much more efficient than traditional variational inference. We call our method *stochastic variational inference*.

We will derive stochastic variational inference for a large class of graphical models. We will study its performance on two kinds of probabilistic topic models. In particular, we demonstrate stochastic variational inference on latent Dirichlet allocation (Blei et al., 2003), a simple topic model, and the hierarchical Dirichlet process topic model (Teh et al., 2006a), a more flexible model where the number of discovered topics grows with the data. (This latter application demonstrates how to use stochastic variational inference in a variety of Bayesian nonparametric settings.) Stochastic variational inference can efficiently analyze massive data sets with complex probabilistic models.

*Technical summary.* We now turn to the technical context of our method. In probabilistic modeling, we use hidden variables to encode hidden structure in observed data; we articulate the relationship between the hidden and observed variables with a factorized probability distribution (i.e., a graphical model); and we use inference algorithms to estimate the posterior distribution, the conditional distribution of the hidden structure given the observations.

Consider a graphical model of hidden and observed random variables for which we want to compute the posterior. For many models of interest, this posterior is not tractable to compute and we must appeal to approximate methods. The two most prominent strategies in statistics and machine learning are Markov chain Monte Carlo (MCMC) sampling and variational inference. In MCMC sampling, we construct a Markov chain over the hidden variables whose stationary distribution is the posterior of interest (Metropolis et al., 1953; Hastings, 1970; Geman and Geman, 1984; Gelfand and Smith, 1990; Robert and Casella, 2004). We run the chain until it has (hopefully) reached equilibrium and collect samples to approximate the posterior. In variational inference, we define a flexible family of distributions over the hidden variables, indexed by free parameters (Jordan et al., 1999; Wainwright and Jordan, 2008). We then find the setting of the parameters (i.e., the member of the family) that is closest to the posterior. Thus we solve the inference problem by solving an optimization problem.

Neither MCMC nor variational inference scales easily to the kinds of settings described in the first paragraph. Researchers have proposed speed-ups of both approaches, but these usually are tailored to specific models or compromise the correctness of the algorithm (or both). Here, we develop a general variational method that scales.

As we mentioned above, the main idea in this work is to use stochastic optimization (Robbins and Monro, 1951; Spall, 2003). In stochastic optimization, we find the maximum of an objective function by following noisy (but unbiased) estimates of its gradient. Under the right conditions, stochastic optimization algorithms provably converge to an optimum of the objective. Stochastic optimization is particularly attractive when the objective (and therefore its gradient) is a sum of many terms that can be computed independently. In that setting, we can cheaply compute noisy gradients by subsampling only a few of these terms.

Variational inference is amenable to stochastic optimization because the variational objective decomposes into a sum of terms, one for each data point in the analysis. We can cheaply obtain noisy estimates of the gradient by subsampling the data and computing a scaled gradient on the subsample. If we sample independently then the expectation of this noisy gradient is equal to the true gradient. With one more detail—the idea of a natural gradient (Amari, 1998)—stochastic variational inference has an attractive form:

1. Subsample one or more data points from the data.
2. Analyze the subsample using the current variational parameters.

3. Implement a closed-form update of the variational parameters.
4. Repeat.

While traditional algorithms require repeatedly analyzing the whole data set before updating the variational parameters, this algorithm only requires that we analyze randomly sampled subsets. We will show how to use this algorithm for a large class of graphical models.

*Related work.* Variational inference for probabilistic models was pioneered in the mid-1990s. In Michael Jordan’s lab, the seminal papers of Saul et al. (1996); Saul and Jordan (1996) and Jaakkola (1997) grew out of reading the statistical physics literature (Peterson and Anderson, 1987; Parisi, 1988). In parallel, the mean-field methods explained in Neal and Hinton (1999) (originally published in 1993) and Hinton and Van Camp (1993) led to variational algorithms for mixtures of experts (Waterhouse et al., 1996).

In subsequent years, researchers began to understand the potential for variational inference in more general settings and developed generic algorithms for conjugate exponential-family models (Attias, 1999, 2000; Wiergerinck, 2000; Ghahramani and Beal, 2001; Xing et al., 2003). These innovations led to automated variational inference, allowing a practitioner to write down a model and immediately use variational inference to estimate its posterior (Bishop et al., 2003). For good reviews of variational inference see Jordan et al. (1999) and Wainwright and Jordan (2008).

In this paper, we develop scalable methods for generic Bayesian inference by solving the variational inference problem with stochastic optimization (Robbins and Monro, 1951). Our algorithm builds on the earlier approach of Sato (2001), whose algorithm only applies to the limited set of models that can be fit with the EM algorithm (Dempster et al., 1977). Specifically, we generalize his approach to the much wider set of probabilistic models that are amenable to closed-form coordinate ascent inference. Further, in the sense that EM itself is a mean-field method (Neal and Hinton, 1999), our algorithm builds on the stochastic optimization approach to EM (Cappé and Moulines, 2009). Finally, we note that stochastic optimization was also used with variational inference in Platt et al. (2008) for fast approximate inference in a specific model of web service activity.

For approximate inference, the main alternative to variational methods is Markov chain Monte Carlo (MCMC) (Robert and Casella, 2004). Despite its popularity in Bayesian inference, relatively little work has focused on developing MCMC algorithms that can scale to very large data sets. One exception is sequential Monte Carlo, although these typically lack strong convergence guarantees (Doucet et al., 2001). Another is the stochastic gradient Langevin method of Welling and Teh (2011), which enjoys asymptotic convergence guarantees and also takes advantage of stochastic optimization. Finally, in topic modeling, researchers have developed several approaches to parallel MCMC (Newman et al., 2009; Smola and Narayanamurthy, 2010; Ahmed et al., 2012).

*The organization of this paper.* In Section 2, we review variational inference for graphical models and then derive stochastic variational inference. In Section 3, we review probabilistic topic models and Bayesian nonparametric models and then derive the stochastic variational inference algorithms in these settings. In Section 4, we study stochastic variational inference on several large text data sets.

## 2. Stochastic Variational Inference

We derive *stochastic variational inference*, a stochastic optimization algorithm for mean-field variational inference. Our algorithm approximates the posterior distribution of a probabilistic model with hidden variables, and can handle massive data sets of observations.

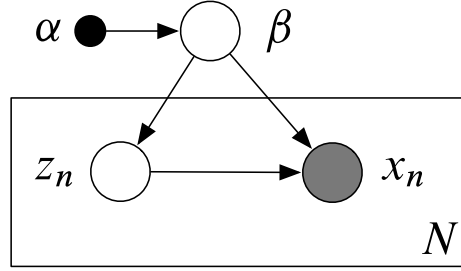


Figure 2: A graphical model with observations  $x_{1:N}$ , local hidden variables  $z_{1:N}$  and global hidden variables  $\beta$ . The distribution of each observation  $x_n$  only depends on its corresponding local variable  $z_n$  and the global variables  $\beta$ . (Though not pictured, each hidden variable  $z_n$ , observation  $x_n$ , and global variable  $\beta$  may be a collection of multiple random variables.)

We divide this section into four parts.

1. We define the class of models to which our algorithm applies. We define *local* and *global* hidden variables, and requirements on the conditional distributions within the model.
2. We review *mean-field variational inference*, an approximate inference strategy that seeks a tractable distribution over the hidden variables which is close to the posterior distribution. We derive the traditional variational inference algorithm for our class of models, which is a coordinate ascent algorithm.
3. We review the *natural gradient* and derive the natural gradient of the variational objective function. The natural gradient closely relates to coordinate ascent variational inference.
4. We review stochastic optimization, a technique that uses noisy estimates of a gradient to optimize an objective function, and apply it to variational inference. Specifically, we use stochastic optimization with noisy estimates of the natural gradient of the variational objective. These estimates arise from repeatedly subsampling the data set. We show how the resulting algorithm, *stochastic variational inference*, easily builds on traditional variational inference algorithms but can handle much larger data sets.

## 2.1 Models with local and global hidden variables

Our class of models involves observations, global hidden variables, local hidden variables, and fixed parameters. The  $N$  observations are  $x = x_{1:N}$ ; the vector of global hidden variables is  $\beta$ ; the  $N$  local hidden variables are  $z = z_{1:N}$ , each of which is a collection of  $J$  variables  $z_n = z_{n,1:J}$ ; the vector of fixed parameters is  $\alpha$ . (Note we can easily allow  $\alpha$  to partly govern any of the random variables, such as fixed parts of the conditional distribution of observations. To keep notation simple, we assume that they only govern the global hidden variables.)

The joint distribution factorizes into a global term and a product of local terms,

$$p(x, z, \beta \mid \alpha) = p(\beta \mid \alpha) \prod_{n=1}^N p(x_n, z_n \mid \beta). \quad (1)$$

Figure 2 illustrates the graphical model. Our goal is to approximate the posterior distribution of the hidden variables given the observations,  $p(\beta, z | x)$ .

The distinction between local and global hidden variables is determined by the conditional dependencies. In particular, the  $n$ th observation  $x_n$  and the  $n$ th local variable  $z_n$  are conditionally independent, given global variables  $\beta$ , of all other observations and local hidden variables,

$$p(x_n, z_n | x_{-n}, z_{-n}, \beta, \alpha) = p(x_n, z_n | \beta, \alpha).$$

The notation  $x_{-n}$  and  $z_{-n}$  refers to the set of variables except the  $n$ th.

This kind of model frequently arises in Bayesian statistics. The global variables  $\beta$  are parameters endowed with a prior  $p(\beta)$  and each local variable  $z_n$  contains the hidden structure that governs the  $n$ th observation. For example, consider a Bayesian mixture of Gaussians. The global variables are the mixture proportions and the means and variances of the mixture components; the local variable  $z_n$  is the hidden cluster label for the  $n$ th observation  $x_n$ .

We have described the independence assumptions of the hidden variables. We make further assumptions about the *complete conditionals* in the model. A complete conditional is the conditional distribution of a hidden variable given the other hidden variables and the observations. We assume that these distributions are in the exponential family,

$$p(\beta | x, z, \alpha) = h(\beta) \exp\{\eta_g(x, z, \alpha)^\top t(\beta) - a_g(\eta_g(x, z, \alpha))\} \quad (2)$$

$$p(z_{nj} | x_n, z_{n,-j}, \beta) = h(z_{nj}) \exp\{\eta_\ell(x_n, z_{n,-j}, \beta)^\top t(z_{nj}) - a_\ell(\eta_\ell(x_n, z_{n,-j}, \beta))\}. \quad (3)$$

The scalar functions  $h(\cdot)$  and  $a(\cdot)$  are respectively the *base measure* and *log-normalizer*; the vector functions  $\eta(\cdot)$  and  $t(\cdot)$  are respectively the *natural parameter* and *sufficient statistics*.<sup>1</sup> These are conditional distributions, so the natural parameter is a function of the variables that are being conditioned on. (The subscripts on the natural parameter  $\eta$  indicate complete conditionals for local or global variables.) For the local variables  $z_{nj}$ , the complete conditional distribution is determined by the global variables  $\beta$  and the other local variables in the  $n$ th context, i.e., the  $n$ th data point  $x_n$  and the local variables  $z_{n,-j}$ . This follows from the factorization in Equation 1.

These assumptions on the complete conditionals imply a conjugacy relationship between the global variables  $\beta$  and the local contexts  $(z_n, x_n)$ , and this relationship implies a specific form of the complete conditional for  $\beta$ . Specifically, the distribution of the local context given the global variables must be in an exponential family,

$$p(x_n, z_n | \beta) = h(x_n, z_n) \exp\{\beta^\top t(x_n, z_n) - a_\ell(\beta)\}. \quad (4)$$

The prior distribution  $p(\beta)$  must also be in an exponential family,

$$p(\beta) = h(\beta) \exp\{\alpha^\top t(\beta) - a_g(\alpha)\}. \quad (5)$$

The sufficient statistics are  $t(\beta) = (\beta, -a_\ell(\beta))$  and thus the hyperparameter  $\alpha$  has two components  $\alpha = (\alpha_1, \alpha_2)$ . The first component  $\alpha_1$  is a vector of the same dimension as  $\beta$ ; the second component  $\alpha_2$  is a scalar.

---

1. We use overloaded notation for the functions  $h(\cdot)$  and  $t(\cdot)$  so that they depend on the names of their arguments; for example,  $h(z_{nj})$  can be thought of as a shorthand for the more formal (but more cluttered) notation  $h_{z_{nj}}(z_{nj})$ . This is analogous to the standard convention of overloading the probability function  $p(\cdot)$ .

Equations 4 and 5 imply that the complete conditional for the global variable in Equation 2 is in the same exponential family as the prior with natural parameter

$$\eta_g(x, z, \alpha) = (\alpha_1 + \sum_{n=1}^N t(z_n, x_n), \alpha_2 + N). \quad (6)$$

This form will be important when we derive stochastic variational inference in Section 2.4. See Bernardo and Smith (1994) for a general discussion of conjugacy and the exponential family.

This family of distributions—those with local and global variables, and where the complete conditionals are in the exponential family—contains many useful statistical models from the machine learning and statistics literature. Examples include Bayesian mixture models (Ghahramani and Beal, 2000; Attias, 2000), latent Dirichlet allocation (Blei et al., 2003), hidden Markov models (and many variants) (Rabiner, 1989; Fine et al., 1998; Fox et al., 2011b; Paisley and Carin, 2009), Kalman filters (and many variants) (Kalman, 1960; Fox et al., 2011a), factorial models (Ghahramani and Jordan, 1997), hierarchical linear regression models (Gelman and Hill, 2007), hierarchical probit classification models (McCullagh and Nelder, 1989; Girolami and Rogers, 2006), probabilistic factor analysis/matrix factorization models (Spearman, 1904; Tipping and Bishop, 1999; Collins et al., 2002; Wang, 2006; Salakhutdinov and Mnih, 2008; Paisley and Carin, 2009; Hoffman et al., 2010b), certain Bayesian nonparametric mixture models (Antoniak, 1974; Escobar and West, 1995; Teh et al., 2006a), and others.<sup>2</sup>

Analyzing data with one of these models amounts to computing the posterior distribution of the hidden variables given the observations,

$$p(z, \beta | x) = \frac{p(x, z, \beta)}{\int p(x, z, \beta) dz d\beta}. \quad (7)$$

We then use this posterior to explore the hidden structure of our data or to make predictions about future data. For many models however, such as the examples listed above, the denominator in Equation 7 is intractable to compute. Thus we resort to approximate posterior inference, a problem that has been a focus of modern Bayesian statistics. We now turn to mean-field variational inference, the approximation inference technique which roots our strategy for scalable inference.

## 2.2 Mean-field variational inference

Variational inference casts the inference problem as an optimization. We introduce a family of distributions over the hidden variables that is indexed by a set of free parameters, and then optimize those parameters to find the member of the family that is closest to the posterior of interest. (Closeness is measured with Kullback-Leibler divergence.) We use the resulting distribution, called the *variational distribution*, to approximate the posterior.

In this section we review mean-field variational inference, the form of variational inference that uses a family where each hidden variable is independent. We describe the variational objective function, discuss the mean-field variational family, and derive the traditional coordinate ascent algorithm for fitting the variational parameters. This algorithm is a stepping stone to stochastic variational inference.

---

2. We note that our assumptions can be relaxed to the case where the full conditional  $p(\beta | x, z)$  is not tractable, but each partial conditional  $p(\beta_k | x, z, \beta_{-k})$  associated with the global variable  $\beta_k$  is in a tractable exponential family. The topic models of the next section do not require this complexity, so we chose to keep the derivation a little simpler.



*The evidence lower bound.* Variational inference minimizes the Kullback-Leibler (KL) divergence from the variational distribution to the posterior distribution. It maximizes the *evidence lower bound* (ELBO), a lower bound on the logarithm of the marginal probability of the observations  $\log p(x)$ . The ELBO is equal to the negative KL divergence up to an additive constant.

We derive the ELBO by introducing a distribution over the hidden variables  $q(z, \beta)$  and using Jensen's inequality. (Jensen's inequality and the concavity of the logarithm function imply that  $\log \mathbb{E}[f(y)] \geq \mathbb{E}[\log f(y)]$  for any random variable  $y$ .) This gives the following bound on the log marginal,

$$\begin{aligned} \log p(x) &= \log \int p(x, z, \beta) dz d\beta \\ &= \log \int p(x, z, \beta) \frac{q(z, \beta)}{q(z, \beta)} dz d\beta \\ &= \log \left( \mathbb{E}_q \left[ \frac{p(x, z, \beta)}{q(z, \beta)} \right] \right) \\ &\geq \mathbb{E}_q[\log p(x, z, \beta)] - \mathbb{E}_q[\log q(z, \beta)] \\ &\triangleq \mathcal{L}(q). \end{aligned} \tag{8}$$

The ELBO contains two terms. The first term is the expected log joint,  $\mathbb{E}_q[\log p(x, z, \beta)]$ . The second term is the entropy of the variational distribution,  $-\mathbb{E}_q[\log q(z, \beta)]$ . Both of these terms depend on  $q(z, \beta)$ , the variational distribution of the hidden variables.

We restrict  $q(z, \beta)$  to be in a family that is tractable, one for which the expectations in the ELBO can be efficiently computed. We then try to find the member of the family that maximizes the ELBO. Finally, we use the optimized distribution as a proxy for the posterior.

Solving this maximization problem is equivalent to finding the member of the family that is closest in KL divergence to the posterior (Jordan et al., 1999; Wainwright and Jordan, 2008),

$$\begin{aligned} \text{KL}(q(z, \beta) || p(z, \beta | x)) &= \mathbb{E}_q[\log q(z, \beta)] - \mathbb{E}_q[\log p(z, \beta | x)] \\ &= \mathbb{E}_q[\log q(z, \beta)] - \mathbb{E}_q[\log p(x, z, \beta)] + \log p(x) \\ &= -\mathcal{L}(q) + \text{const.} \end{aligned}$$

$\log p(x)$  is replaced by a constant because it does not depend on  $q$ .

*The mean-field variational family.* The simplest variational family of distributions is the *mean-field family*. In this family, each hidden variable is independent and governed by its own parameter,

$$q(z, \beta) = q(\beta | \lambda) \prod_{n=1}^N \prod_{j=1}^J q(z_{nj} | \phi_{nj}). \tag{9}$$

The global parameters  $\lambda$  govern the global variables; the local parameters  $\phi_n$  govern the local variables in the  $n$ th context. The ELBO is a function of these parameters.

Equation 9 gives the factorization of the variational family, but does not specify its form. We set  $q(\beta | \lambda)$  and  $q(z_{nj} | \phi_{nj})$  to be in the same exponential family as the complete conditional distributions  $p(\beta | x, z)$  and  $p(z_{nj} | x_n, z_{n,-j}, \beta)$ , from Equations 2 and 3. The variational parameters  $\lambda$  and  $\phi_{nj}$  are the natural parameters to those families,

$$q(\beta | \lambda) = h(\beta) \exp\{\lambda^\top t(\beta) - a_g(\lambda)\} \tag{10}$$

$$q(z_{nj} | \phi_{nj}) = h(z_{nj}) \exp\{\phi_{nj}^\top t(z_{nj}) - a_\ell(\phi_{nj})\}. \tag{11}$$

These forms of the variational distributions lead to an easy coordinate ascent algorithm. Further, the optimal mean-field distribution, without regard to its particular functional form, has factors in these families (Bishop, 2006).

Note that assuming that these exponential families are the same as their corresponding conditionals means that  $t(\cdot)$  and  $h(\cdot)$  in Equation 10 are the same functions as  $t(\cdot)$  and  $h(\cdot)$  in Equation 2. Likewise,  $t(\cdot)$  and  $h(\cdot)$  in Equation 11 are the same as in Equation 3. We will sometimes suppress the explicit dependence on  $\phi$  and  $\lambda$ , substituting  $q(z_{nj})$  for  $q(z_{nj}|\phi_{nj})$  and  $q(\beta)$  for  $q(\beta|\lambda)$ .

The mean-field family has several computational advantages. For one, the entropy term decomposes,

$$-\mathbb{E}_q[\log q(z, \beta)] = -\mathbb{E}_\lambda[\log q(\beta)] - \sum_{n=1}^N \sum_{j=1}^J \mathbb{E}_{\phi_{nj}}[\log q(z_{nj})],$$

where  $\mathbb{E}_{\phi_{nj}}[\cdot]$  denotes an expectation with respect to  $q(z_{nj} | \phi_{nj})$  and  $\mathbb{E}_\lambda[\cdot]$  denotes an expectation with respect to  $q(\beta | \lambda)$ . Its other computational advantages will emerge as we derive the gradients of the variational objective and the coordinate ascent algorithm.

*The gradient of the ELBO and coordinate ascent inference.* We have defined the objective function in Equation 8 and the variational family in Equations 9, 10 and 11. Our goal is to optimize the objective with respect to the variational parameters.

In traditional mean-field variational inference, we optimize Equation 8 with coordinate ascent. We iteratively optimize each variational parameter, holding the other parameters fixed. With the assumptions that we have made about the model and variational distribution—that each conditional is in an exponential family and that the corresponding variational distribution is in the same exponential family—we can optimize each coordinate in closed form.

We first derive the coordinate update for the parameter  $\lambda$  to the variational distribution of the global variables  $q(\beta | \lambda)$ . As a function of  $\lambda$ , we can rewrite the objective as

$$\mathcal{L}(\lambda) = \mathbb{E}_q[\log p(\beta | x, z)] - \mathbb{E}_q[\log q(\beta)] + \text{const.} \quad (12)$$

The first two terms are expectations that involve  $\beta$ ; the third term is constant with respect to  $\lambda$ . The constant absorbs quantities that depend only on the other hidden variables. Those quantities do not depend on  $q(\beta | \lambda)$  because all variables are independent in the mean-field family.

Equation 12 reproduces the full ELBO in Equation 8. The second term of Equation 12 is the entropy of the global variational distribution. The first term derives from the expected log joint likelihood, where we use the chain rule to separate terms that depend on the variable  $\beta$  from terms that do not,

$$\mathbb{E}_q[\log p(x, z, \beta)] = \mathbb{E}_q[\log p(x, z)] + \mathbb{E}_q[\log p(\beta | x, z)].$$

The constant absorbs  $\mathbb{E}_q[\log p(x, z)]$ , leaving the expected log conditional  $\mathbb{E}_q[\log p(\beta | x, z)]$ .

Finally, we substitute the form of  $q(\beta | \lambda)$  in Equation 10 to obtain the final expression for the ELBO as a function of  $\lambda$ ,

$$\mathcal{L}(\lambda) = \mathbb{E}_q[\eta_g(x, z, \alpha)]^\top \nabla_\lambda a_g(\lambda) - \lambda^\top \nabla_\lambda a_g(\lambda) + a_g(\lambda) + \text{const.} \quad (13)$$

In the first and second terms on the right side, we used the exponential family identity that the expectation of the sufficient statistics is the gradient of the log normalizer,  $\mathbb{E}_q[t(\beta)] = \nabla_\lambda a_g(\lambda)$ . The constant has further absorbed the expected log normalizer of the conditional distribution  $-\mathbb{E}_q[a_g(\eta_g(x, z, \alpha))]$ , which does not depend on  $q(\beta)$ .

```

1: Initialize  $\lambda^{(0)}$  randomly.
2: repeat
3:   for each local variational parameter  $\phi_{nj}$  do
4:     Update  $\phi_{nj}, \phi_{nj}^{(t)} = \mathbb{E}_{q^{(t-1)}}[\eta_{\ell,j}(x_n, z_{n,-j}, \beta)]$ .
5:   end for
6:   Update the global variational parameters,  $\lambda^{(t)} = \mathbb{E}_{q^{(t)}}[\eta_g(z_{1:N}, x_{1:N})]$ .
7: until the ELBO converges

```

Figure 3: Coordinate ascent mean-field variational inference.

Equation 13 simplifies the ELBO as a function of the global variational parameter. To derive the coordinate ascent update, we take the gradient,

$$\nabla_{\lambda} \mathcal{L} = \nabla_{\lambda}^2 a_g(\lambda) (\mathbb{E}_q[\eta_g(x, z, \alpha)] - \lambda). \quad (14)$$

We can set this gradient to zero by setting

$$\lambda = \mathbb{E}_q[\eta_g(x, z, \alpha)]. \quad (15)$$

This sets the global variational parameter equal to the expected natural parameter of its complete conditional distribution. Implementing this update, holding all other variational parameters fixed, optimizes the ELBO over  $\lambda$ . Notice that the mean-field assumption plays an important role. The update is the expected conditional parameter  $\mathbb{E}_q[\eta_g(x, z, \alpha)]$ , which is an expectation of a function of the other random variables and observations. Thanks to the mean-field assumption, this expectation is only a function of the local variational parameters and does not depend on  $\lambda$ .

We now turn to the local parameters  $\phi_{nj}$ . The gradient is nearly identical to the global case,

$$\nabla_{\phi_{nj}} \mathcal{L} = \nabla_{\phi_{nj}}^2 a_{\ell}(\phi_{nj}) (\mathbb{E}_q[\eta_{\ell}(x_n, z_{n,-j}, \beta)] - \phi_{nj}).$$

It equals zero when

$$\phi_{nj} = \mathbb{E}_q[\eta_{\ell}(x_n, z_{n,-j}, \beta)]. \quad (16)$$

Mirroring the global update, this expectation does not depend on  $\phi_{nj}$ . However, while the global update in Equation 15 depends on all the local variational parameters—and note there is a set of local parameters for each of the  $N$  observations—the local update in Equation 16 only depends on the global parameters and the other parameters associated with the  $n$ th context. The computational difference between local and global updates will be important in the scalable algorithm of Section 2.4.

The updates in Equations 15 and 16 form the algorithm for coordinate ascent variational inference, iterating between updating each local parameter and the global parameters. The full algorithm is in Figure 3, which is guaranteed to find a local optimum of the ELBO. Computing the expectations at each step is easy for directed graphical models with tractable complete conditionals, and in Section 3 we show that these updates are tractable for many topic models. Figure 3 is the “classical” variational inference algorithm, used in many settings.

As an aside, these updates reveal a connection between mean-field variational inference and Gibbs sampling (Gelfand and Smith, 1990). In Gibbs sampling, we iteratively sample from each complete conditional. In variational inference, we take variational expectations of the natural parameters of the same distributions. The updates also show a connection to the expectation-maximization (EM) algorithm (Dempster et al., 1977)—Equation 16 corresponds to the E step, and Equation 15 corresponds to the M step (Neal and Hinton, 1999).

We mentioned that the local steps (Steps 3 and 4 in Figure 3) only require computation with the global parameters and the  $n$ th local context. Thus, the data can be distributed across many machines and the local variational updates can be implemented in parallel. These results can then be aggregated in Step 6 to find the new global variational parameters.

However, the local steps also reveal an inefficiency in the algorithm. The algorithm begins by initializing the global parameters  $\lambda$  randomly—the initial value of  $\lambda$  does not reflect any regularity in the data. But before completing even one iteration, the algorithm must analyze every data point using these initial (random) values. This is wasteful, especially if we expect that we can learn something about the global variational parameters from only a subset of the data.

We solve this problem with stochastic optimization. This leads to stochastic variational inference, an efficient algorithm that continually improves its estimate of the global parameters as it analyzes more observations. Though the derivation requires some details, we have now described all of the computational components of the algorithm. (See Figure 4.) At each iteration, we sample a data point from the data set and compute its optimal local variational parameters; we form *intermediate global parameters* using classical coordinate ascent updates where the sampled data point is repeated  $N$  times; finally, we set the new global parameters to a weighted average of the old estimate and the intermediate parameters.

The algorithm is efficient because it need not analyze the whole data set before improving the global variational parameters, and the per-iteration steps only require computation about a single local context. Furthermore, it only uses calculations from classical coordinate inference. Any existing implementation of variational inference can be easily configured to this scalable alternative.

We now show how stochastic inference arises by applying stochastic optimization to the natural gradients of the variational objective. We first discuss natural gradients and their relationship to the coordinate updates in mean-field variational inference.

### 2.3 The natural gradient of the ELBO

The natural gradient of a function accounts for the information geometry of its parameter space, using a Riemannian metric to adjust the direction of the traditional gradient. Amari (1998) discusses natural gradients for maximum-likelihood estimation, which give faster convergence than standard gradients. In this section we describe Riemannian metrics for probability distributions and the natural gradient of the ELBO.

*Gradients and probability distributions.* The classical gradient method for maximization tries to find a maximum of a function  $f(\lambda)$  by taking steps of size  $\rho$  in the direction of the gradient,

$$\lambda^{(t+1)} = \lambda^{(t)} + \rho \nabla_{\lambda} f(\lambda^{(t)}).$$

The gradient (when it exists) points in the direction of steepest ascent. That is, the gradient  $\nabla_{\lambda} f(\lambda)$  points in the same direction as the solution to

$$\arg \max_{d\lambda} f(\lambda + d\lambda) \quad \text{subject to } \|d\lambda\|^2 < \epsilon^2 \quad (17)$$

for sufficiently small  $\epsilon$ . Equation 17 implies that if we could only move a tiny distance  $\epsilon$  away from  $\lambda$  then we should move in the direction of the gradient. Initially this seems reasonable, but there is a complication. The gradient direction implicitly depends on the Euclidean distance metric associated with the space in which  $\lambda$  lives. However, the Euclidean metric might not capture a meaningful notion of distance between settings of  $\lambda$ .

The problem with Euclidean distance is especially clear in our setting, where we are trying to optimize an objective with respect to a parameterized probability distribution  $q(\beta | \lambda)$ . When optimizing over a probability distribution, the Euclidean distance between two parameter vectors  $\lambda$  and  $\lambda'$  is often a poor measure of the dissimilarity of the distributions  $q(\beta | \lambda)$  and  $q(\beta | \lambda')$ . For example, suppose  $q(\beta)$  is a univariate normal and  $\lambda$  is the mean  $\mu$  and scale  $\sigma$ . The distributions  $\mathcal{N}(0, 10000)$  and  $\mathcal{N}(10, 10000)$  are almost indistinguishable, and the Euclidean distance between their parameter vectors is 10. In contrast, the distributions  $\mathcal{N}(0, 0.01)$  and  $\mathcal{N}(0.1, 0.01)$  barely overlap, but this is not reflected in the Euclidean distance between their parameter vectors, which is only 0.1. The *natural gradient* corrects for this issue by redefining the basic definition of the gradient (Amari, 1998).

*Natural gradients and probability distributions.* A natural measure of dissimilarity between probability distributions is the symmetrized KL divergence

$$D_{KL}^{\text{sym}}(\lambda, \lambda') = \mathbb{E}_{\lambda} \left[ \log \frac{q(\beta | \lambda)}{q(\beta | \lambda')} \right] + \mathbb{E}_{\lambda'} \left[ \log \frac{q(\beta | \lambda')}{q(\beta | \lambda)} \right]. \quad (18)$$

Symmetrized KL depends on the distributions themselves, rather than on how they are parameterized; it is invariant to parameter transformations.

With distances defined using symmetrized KL, we find the direction of steepest ascent in the same way as for gradient methods,

$$\arg \max_{d\lambda} f(\lambda + d\lambda) \quad \text{subject to } D_{KL}^{\text{sym}}(\lambda, \lambda + d\lambda) < \epsilon. \quad (19)$$

As  $\epsilon \rightarrow 0$ , the solution to this problem points in the same direction as the *natural gradient*. While the Euclidean gradient points in the direction of steepest ascent in Euclidean space, the natural gradient points in the direction of steepest ascent in the Riemannian space, i.e., the space where local distance is defined by KL divergence rather than the  $L^2$  norm.

We manage the more complicated constraint in Equation 19 with a Riemannian metric  $G(\lambda)$  (Do Carmo, 1992). This metric defines linear transformations of  $\lambda$  under which the squared Euclidean distance between  $\lambda$  and a nearby vector  $\lambda + d\lambda$  is the KL between  $q(\beta | \lambda)$  and  $q(\beta | \lambda + d\lambda)$ ,

$$d\lambda^T G(\lambda) d\lambda = D_{KL}^{\text{sym}}(\lambda, \lambda + d\lambda), \quad (20)$$

and note that the transformation can be a function of  $\lambda$ . Amari (1998) showed that we can compute the natural gradient by premultiplying the gradient by the inverse of the Riemannian metric  $G(\lambda)^{-1}$ ,

$$\hat{\nabla}_{\lambda} f(\lambda) \triangleq G(\lambda)^{-1} \nabla_{\lambda} f(\lambda),$$

where  $G$  is the Fisher information matrix of  $q(\lambda)$  (Amari, 1982; Kullback and Leibler, 1951),

$$G(\lambda) = \mathbb{E}_{\lambda} \left[ (\nabla_{\lambda} \log q(\beta | \lambda)) (\nabla_{\lambda} \log q(\beta | \lambda))^{\top} \right]. \quad (21)$$

We can show that Equation 21 satisfies Equation 20 by approximating  $\log q(\beta | \lambda + d\lambda)$  using the first-order Taylor approximations about  $\lambda$

$$\begin{aligned}\log q(\beta | \lambda + d\lambda) &= O(d\lambda^2) + \log q(\beta | \lambda) + d\lambda^\top \nabla_\lambda \log q(\beta | \lambda), \\ q(\beta | \lambda + d\lambda) &= O(d\lambda^2) + q(\beta | \lambda) + q(\beta | \lambda) d\lambda^\top \nabla_\lambda \log q(\beta | \lambda),\end{aligned}$$

and plugging the result into Equation 18:

$$\begin{aligned}D_{KL}^{\text{sym}}(\lambda, \lambda + d\lambda) &= \int_{\beta} (q(\beta | \lambda + d\lambda) - q(\beta | \lambda)) (\log q(\beta | \lambda + d\lambda) - \log q(\beta | \lambda)) d\beta \\ &= O(d\lambda^3) + \int_{\beta} q(\beta | \lambda) (d\lambda^\top \nabla_\lambda \log q(\beta | \lambda))^2 d\beta \\ &= O(d\lambda^3) + \mathbb{E}_q[(d\lambda^\top \nabla_\lambda \log q(\beta | \lambda))^2] = O(d\lambda^3) + d\lambda^\top G(\lambda) d\lambda.\end{aligned}$$

For small enough  $d\lambda$  we can ignore the  $O(d\lambda^3)$  term.

When  $q(\beta | \lambda)$  is in the exponential family (Equation 10) the metric is the second derivative of the log normalizer,

$$\begin{aligned}G(\lambda) &= \mathbb{E}_\lambda \left[ (\nabla_\lambda \log p(\beta | \lambda)) (\nabla_\lambda \log p(\beta | \lambda))^\top \right] \\ &= \mathbb{E}_\lambda \left[ (t(\beta) - \mathbb{E}_\lambda[t(\beta)]) (t(\beta) - \mathbb{E}_\lambda[t(\beta)])^\top \right] \\ &= \nabla_\lambda^2 a_g(\lambda).\end{aligned}$$

This follows from the exponential family identity that the Hessian of the log normalizer function  $a$  with respect to the natural parameter  $\lambda$  is the covariance matrix of the sufficient statistic vector  $t(\beta)$ .

*Natural gradients and mean field variational inference.* We now return to variational inference and compute the natural gradient of the ELBO with respect to the variational parameters. Researchers have used the natural gradient in variational inference for nonlinear state space models (Honkela et al., 2008) and Bayesian mixtures (Sato, 2001).<sup>3</sup>

Consider the global variational parameter  $\lambda$ . The gradient of the ELBO with respect to  $\lambda$  is in Equation 14. Since  $\lambda$  is a natural parameter to an exponential family distribution, the Fisher metric defined by  $q(\beta)$  is  $\nabla_\lambda^2 a_g(\lambda)$ . Note that the Fisher metric is the first term in Equation 14. We premultiply the gradient by the inverse Fisher information to find the natural gradient. This reveals that the natural gradient has the following simple form,

$$\hat{\nabla}_\lambda \mathcal{L} = \mathbb{E}_\phi[\eta_g(x, z, \alpha)] - \lambda. \quad (22)$$

An analogous computation goes through for the local variational parameters,

$$\hat{\nabla}_{\phi_{nj}} \mathcal{L} = \mathbb{E}_{\lambda, \phi_{n, -j}}[\eta_\ell(x_n, z_{n, -j}, \beta)] - \phi_{nj}.$$

The natural gradients are closely related to the coordinate ascent updates of Equation 15 or Equation 16. Consider a full set of variational parameters  $\lambda$  and  $\phi$ . We can compute the natural gradient

---

3. Our work here—using the natural gradient in a stochastic optimization algorithm—is closest to that of Sato (2001), though we develop the algorithm via a different path and Sato does not address models for which the joint conditional  $p(z_n | \beta, x_n)$  is not tractable.

by computing the coordinate updates in parallel and subtracting the current setting of the parameters. The classical coordinate ascent algorithm can thus be interpreted as a projected natural gradient algorithm (Sato, 2001). Updating a parameter by taking a natural gradient step of length one is equivalent to performing a coordinate update.

We motivated natural gradients by mathematical reasoning around the geometry of the parameter space. More importantly, however, natural gradients are easier to compute than classical gradients. They are easier to compute because premultiplying by the Fisher information matrix—which we must do to compute the classical gradient in Equation 14 but which disappears from the natural gradient in Equation 22—is prohibitively expensive for variational parameters with many components. In the next section we will see that efficiently computing the natural gradient lets us develop scalable variational inference algorithms.

## 2.4 Stochastic variational inference

The coordinate ascent algorithm in Figure 3 is inefficient for large data sets because we must optimize the local variational parameters for each data point before re-estimating the global variational parameters. Stochastic variational inference uses stochastic optimization to fit the global variational parameters. We repeatedly subsample the data to form noisy estimates of the natural gradient of the ELBO, and we follow these estimates with a decreasing step-size.

We have reviewed mean-field variational inference in models with exponential family conditionals and showed that the natural gradient of the variational objective function is easy to compute. We now discuss stochastic optimization, which uses a series of noisy estimates of the gradient, and use it with noisy natural gradients to derive stochastic variational inference.

*Stochastic optimization.* Stochastic optimization algorithms follow noisy estimates of the gradient with a decreasing step size. Noisy estimates of a gradient are often cheaper to compute than the true gradient, and following such estimates can allow algorithms to escape shallow local optima of complex objective functions. In statistical estimation problems, including variational inference of the global parameters, the gradient can be written as a sum of terms (one for each data point) and we can compute a fast noisy approximation by subsampling the data. With certain conditions on the step-size schedule, these algorithms provably converge to an optimum (Robbins and Monro, 1951). Spall (2003) gives an overview of stochastic optimization; Bottou (2003) gives an overview of its role in machine learning.

Consider an objective function  $f(\lambda)$  and a random function  $B(\lambda)$  that has expectation equal to the gradient so that  $\mathbb{E}_q[B(\lambda)] = \nabla_\lambda f(\lambda)$ . The stochastic gradient algorithm, which is a type of stochastic optimization, optimizes  $f(\lambda)$  by iteratively following realizations of  $B(\lambda)$ . At iteration  $t$ , the update for  $\lambda$  is

$$\lambda^{(t)} = \lambda^{(t-1)} + \rho_t b_t(\lambda^{(t-1)}),$$

where  $b_t$  is an independent draw from the noisy gradient  $B$ . If the sequence of step sizes  $\rho_t$  satisfies

$$\begin{aligned} \sum \rho_t &= \infty \\ \sum \rho_t^2 &< \infty \end{aligned} \tag{23}$$

then  $\lambda^{(t)}$  will converge to the optimal  $\lambda^*$  (if  $f$  is convex) or a local optimum of  $f$  (if not convex).<sup>4</sup> The same results apply if we premultiply the noisy gradients  $b_t$  by a sequence of positive-definite

---

4. To find a local optimum,  $f$  must be three-times differentiable and meet a few mild technical requirements (Bottou, 1998). The variational objective satisfies these criteria.

matrices  $G_t^{-1}$  (whose eigenvalues are bounded) (Bottou, 1998). The resulting algorithm is

$$\lambda^{(t)} = \lambda^{(t-1)} + \rho_t G_t^{-1} b_t(\lambda^{(t-1)}).$$

As our notation suggests, we will use the Fisher metric for  $G_t$ , replacing stochastic Euclidean gradients with stochastic natural gradients.

*Stochastic variational inference.* We use stochastic optimization with noisy natural gradients to optimize the variational objective function. The resulting algorithm is in Figure 4. At each iteration we have a current setting of the global variational parameters. We repeat the following steps:

1. Sample a data point from the set; optimize its local variational parameters.
2. Form intermediate global variational parameters, as though we were running classical coordinate ascent and the sampled data point were repeated  $N$  times to form the collection.
3. Update the global variational parameters to be a weighted average of the intermediate parameters and their current setting.

We show that this algorithm is stochastic natural gradient ascent on the global variational parameters.

Our goal is to find a setting of the global variational parameters  $\lambda$  that maximizes the ELBO. Writing  $\mathcal{L}$  as a function of the global and local variational parameters, Let the function  $\phi(\lambda)$  return a local optimum of the local variational parameters so that

$$\nabla_{\phi} \mathcal{L}(\lambda, \phi(\lambda)) = 0.$$

Define the *locally maximized ELBO*  $\mathcal{L}(\lambda)$  to be the ELBO when  $\lambda$  is held fixed and the local variational parameters  $\phi$  are set to a local optimum  $\phi(\lambda)$ ,

$$\mathcal{L}(\lambda) \triangleq \mathcal{L}(\lambda, \phi(\lambda)).$$

We can compute the (natural) gradient of  $\mathcal{L}(\lambda)$  by first finding the corresponding optimal local parameters  $\phi(\lambda)$  and then computing the (natural) gradient of  $\mathcal{L}(\lambda, \phi(\lambda))$ , holding  $\phi(\lambda)$  fixed. The reason is that the gradient of  $\mathcal{L}(\lambda)$  is the same as the gradient of the two-parameter ELBO  $\mathcal{L}(\lambda, \phi(\lambda))$ ,

$$\nabla_{\lambda} \mathcal{L}(\lambda) = \nabla_{\lambda} \mathcal{L}(\lambda, \phi(\lambda)) + (\nabla_{\lambda} \phi(\lambda))^{\top} \nabla_{\phi} \mathcal{L}(\lambda, \phi(\lambda)) \quad (24)$$

$$= \nabla_{\lambda} \mathcal{L}(\lambda, \phi(\lambda)), \quad (25)$$

where  $\nabla_{\lambda} \phi(\lambda)$  is the Jacobian of  $\phi(\lambda)$  and we use the fact that the gradient of  $\mathcal{L}(\lambda, \phi)$  with respect to  $\phi$  is zero at  $\phi(\lambda)$ .

Stochastic variational inference optimizes the maximized ELBO  $\mathcal{L}(\lambda)$  by subsampling the data to form noisy estimates of the natural gradient. First, we decompose  $\mathcal{L}(\lambda)$  into a global term and a sum of local terms,

$$\mathcal{L}(\lambda) = \mathbb{E}_q[\log p(\beta)] - \mathbb{E}_q[\log q(\beta)] + \sum_{n=1}^N \max_{\phi_n} (\mathbb{E}_q[\log p(x_n, z_n | \beta)] - \mathbb{E}_q[\log q(z_n)]). \quad (26)$$

Now consider a variable that chooses an index of the data uniformly at random,  $I \sim \text{Unif}(1, \dots, N)$ . Define  $\mathcal{L}_I(\lambda)$  to be the following random function of the variational parameters,

$$\mathcal{L}_I(\lambda) \triangleq \mathbb{E}_q[\log p(\beta)] - \mathbb{E}_q[\log q(\beta)] + N \max_{\phi_I} (\mathbb{E}_q[\log p(x_I, z_I | \beta)] - \mathbb{E}_q[\log q(z_I)]). \quad (27)$$



The expectation of  $\mathcal{L}_I$  is equal to the objective in Equation 26. Therefore, the natural gradient of  $\mathcal{L}_I$  with respect to each global variational parameter  $\lambda$  is a noisy but unbiased estimate of the natural gradient of the variational objective. This process—sampling a data point and then computing the natural gradient of  $\mathcal{L}_I$ —will provide cheaply computed noisy gradients for stochastic optimization.

We now compute the noisy gradient. Suppose we have sampled the  $i$ th data point. Notice that Equation 27 is equivalent to the full objective of Equation 26 where the  $i$ th data point is observed  $N$  times. Thus the natural gradient of Equation 27—which is a noisy natural gradient of the ELBO—can be found using Equation 22,

$$\hat{\nabla} \mathcal{L}_i = \mathbb{E}_q \left[ \eta_g \left( x_i^{(N)}, z_i^{(N)}, \alpha \right) \right] - \lambda,$$

where  $\{x_i^{(N)}, z_i^{(N)}\}$  are a data set formed by  $N$  replicates of observation  $x_n$  and hidden variables  $z_n$ .

We compute this expression in more detail. Recall the complete conditional  $\eta_g(x, z, \alpha)$  from Equation 6. From this equation, we can compute the conditional natural parameter for the global parameter given  $N$  replicates of  $x_n$ ,

$$\eta_g \left( x_i^{(N)}, z_i^{(N)}, \alpha \right) = \alpha + N \cdot (t(x_n, z_n), 1).$$

Using this in the natural gradient of Equation 22 gives a noisy natural gradient,

$$\hat{\nabla}_\lambda \mathcal{L}_i = \alpha + N \cdot (\mathbb{E}_{\phi_i(\lambda)}[t(x_i, z_i)], 1) - \lambda,$$

where  $\phi_i(\lambda)$  gives the elements of  $\phi(\lambda)$  associated with the  $i$ th local context. While the full natural gradient would use the local variational parameters for the whole data set, the noisy natural gradient only considers the local parameters for one randomly sampled data point. These noisy gradients are cheaper to compute.

Finally, we use the noisy natural gradients in a Robbins-Monro algorithm to optimize the ELBO. We sample a data point  $x_i$  at each iteration. Define the intermediate global parameter  $\hat{\lambda}_t$  to be the estimate of  $\lambda$  that we would obtain if the sampled data point was replicated  $N$  times,

$$\hat{\lambda}_t \triangleq \alpha + N \mathbb{E}_{\phi_i(\lambda)}[(t(x_i, z_i), 1)].$$

This comprises the first two terms of the noisy natural gradient. At each iteration we use the noisy gradient (with step size  $\rho_t$ ) to update the global variational parameter. The update is

$$\begin{aligned} \lambda^{(t)} &= \lambda^{(t-1)} + \rho_t \left( \hat{\lambda}_t - \lambda^{(t-1)} \right) \\ &= (1 - \rho_t) \lambda^{(t-1)} + \rho_t \hat{\lambda}_t. \end{aligned}$$

This is a weighted average of the previous estimate of  $\lambda$  and the estimate of  $\lambda$  that we would obtain if the sampled data point was replicated  $N$  times.

Figure 4 presents the full algorithm. At each iteration, the algorithm has an estimate of the global variational parameter  $\lambda^{(t-1)}$ . It samples a single data point from the data and cheaply computes the intermediate global parameter  $\hat{\lambda}_t$ , i.e., the next value of  $\lambda$  if the data set contained  $N$  replicates of the sampled point. It then sets the new estimate of the global parameter to be a weighted average of the previous estimate and the intermediate parameter.

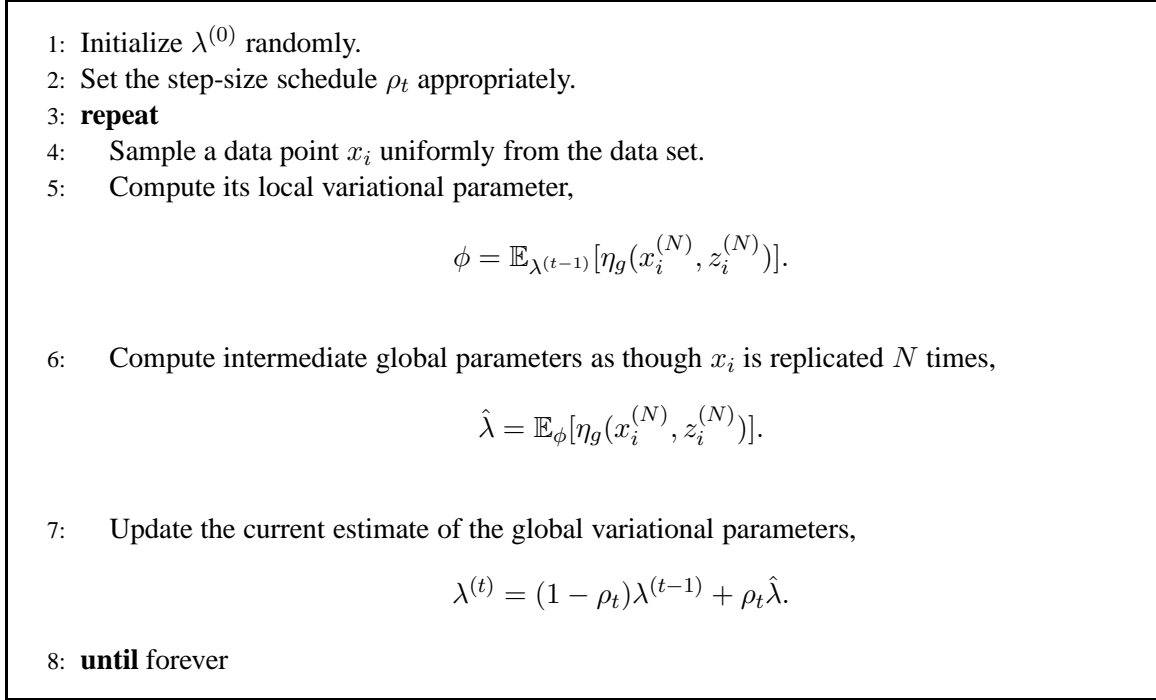


Figure 4: Stochastic variational inference.

We set the step-size at iteration  $t$  as follows,

$$\rho_t = (t + \tau)^{-\kappa}. \quad (28)$$

This satisfies the conditions in Equation 23. The *forgetting rate*  $\kappa \in (0.5, 1]$  controls how quickly old information is forgotten; the *delay*  $\tau \geq 0$  down-weights early iterations. In Section 4 we fix the delay to be one and explore a variety of forgetting rates. Note that this is just one way to parameterize the learning rate. As long as the step size conditions in Equation 23 are satisfied, this iterative algorithm converges to a local optimum of the ELBO.

## 2.5 Extensions

We now describe two extensions of the basic stochastic inference algorithm in Figure 4: the use of multiple samples (“minibatches”) to improve the algorithm’s stability, and empirical Bayes methods for hyperparameter estimation.

*Minibatches.* So far, we have considered stochastic variational inference algorithms where only one observation  $x_t$  is sampled at a time. Many stochastic optimization algorithms benefit from “minibatches,” i.e., several examples at a time (Bottou and Bousquet, 2008; Liang et al., 2009; Mairal et al., 2010). In stochastic variational inference, we can sample a set of  $S$  examples at each iteration  $x_{t,1:S}$  (with or without replacement), compute the local variational parameters  $\phi_s(\lambda^{(t-1)})$  for each data point, compute the intermediate global parameters  $\hat{\lambda}_s$  for each data point  $x_{ts}$ , and

finally average the  $\hat{\lambda}_s$  variables in the update

$$\lambda^{(t)} = (1 - \rho_t)\lambda^{(t-1)} + \frac{\rho_t}{S} \sum_s \hat{\lambda}_s.$$

The stochastic natural gradients associated with each point  $x_s$  have expected value equal to the gradient. Therefore, the average of these stochastic natural gradients has the same expectation and the algorithm remains valid.

There are two reasons to use minibatches. The first reason is to amortize any computational expenses associated with updating the global parameters across more data points; for example, if the expected sufficient statistics of  $\beta$  are expensive to compute, using minibatches allows us to incur that expense less frequently. The second reason is that it may help the algorithm to find better local optima. Stochastic variational inference is guaranteed to converge to a local optimum but taking large steps on the basis of very few data points may lead to a poor one. As we will see in Section 4, using more of the data per update can help the algorithm.

*Empirical Bayes estimation of hyperparameters.* In some cases we may want to both estimate the posterior of the hidden random variables  $\beta$  and  $z$  and obtain a point estimate of the values of the hyperparameters  $\alpha$ . One approach to fitting  $\alpha$  is to try to maximize the marginal likelihood of the data  $p(x | \alpha)$ , which is also known as empirical Bayes (Maritz and Lwin, 1989) estimation. Since we cannot compute  $p(x | \alpha)$  exactly, an approximate approach is to maximize the fitted variational lower bound  $\mathcal{L}$  over  $\alpha$ . In the non-stochastic setting,  $\alpha$  can be optimized by interleaving the coordinate ascent updates in Figure 3 with an update for  $\alpha$  that increases the ELBO. This is called variational expectation-maximization.

In the stochastic setting, we update  $\alpha$  simultaneously with  $\lambda$ . We can take a step in the direction of the gradient of the noisy ELBO  $\mathcal{L}_t$  (Equation 27) with respect to  $\alpha$ , scaled by the step-size  $\rho_t$ ,

$$\alpha^{(t)} = \alpha^{(t-1)} + \rho_t \nabla_{\alpha} \mathcal{L}_t(\lambda^{(t-1)}, \phi, \alpha^{(t-1)}).$$

Here  $\lambda^{(t-1)}$  are the global parameters from the previous iteration and  $\phi$  are the optimized local parameters for the currently sampled data point. We can also replace the standard Euclidean gradient with a natural gradient or Newton step.

### 3. Stochastic Variational Inference in Topic Models

We derived stochastic variational inference, a scalable inference algorithm that can be applied to a large class of hierarchical Bayesian models. In this section we show how to use the general algorithm of Section 2 to derive stochastic variational inference for two probabilistic topic models: latent Dirichlet allocation (LDA) (Blei et al., 2003) and its Bayesian nonparametric counterpart, the hierarchical Dirichlet process (HDP) topic model (Teh et al., 2006a).

Topic models are probabilistic models of document collections that use latent variables to encode recurring patterns of word use (Blei, 2012). Topic modeling algorithms are inference algorithms; they uncover a set of patterns that pervade a collection and represent each document according to how it exhibits them. These patterns tend to be thematically coherent, which is why the models are called “topic models.” Topic models are used for both descriptive tasks, such as to build thematic navigators of large collections of documents, and for predictive tasks, such as to aid document classification. Topic models have been extended and applied in many domains.

Topic models assume that the words of each document arise from a mixture of multinomials. Across a collection, the documents share the same mixture components (called *topics*). Each document, however, is associated with its own mixture proportions (called *topic proportions*). In this way, topic models represent documents heterogeneously—the documents share the same set of topics, but each exhibits them to a different degree. For example, a document about sports and health will be associated with the sports and health topics; a document about sports and business will be associated with the sports and business topics. They both share the sports topic, but each combines sports with a different topic. More generally, this is called *mixed membership* (Erosheva, 2003).

The central computational problem in topic modeling is posterior inference: Given a collection of documents, what are the topics that it exhibits and how does each document exhibit them? In practical applications of topic models, scale is important—these models promise an unsupervised approach to organizing large collections of text (and, with simple adaptations, images, sound, and other data). Thus they are a good testbed for stochastic variational inference.

More broadly, this section illustrates how to use the results from Section 2 to develop algorithms for specific models. We will derive the algorithms in several steps: (1) we specify the model assumptions; (2) we derive the complete conditional distributions of the latent variables; (3) we form the mean-field variational family; (4) we derive the corresponding stochastic inference algorithm. In Section 4, we will report our empirical study of stochastic variational inference with these models.

### 3.1 Notation

We follow the notation of Blei et al. (2003).

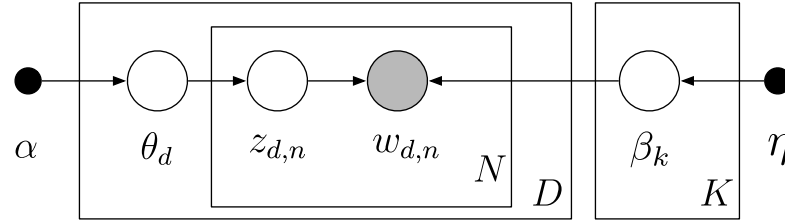
- Observations are *words*, organized into documents. The  $n$ th word in the  $d$ th document is  $w_{dn}$ . Each word is an element in a fixed vocabulary of  $V$  terms.
- A *topic*  $\beta_k$  is a distribution over the vocabulary. Each topic is a point on the  $V - 1$ -simplex, a positive vector of length  $V$  that sums to one. We denote the  $w$ th entry in the  $k$ th topic as  $\beta_{kw}$ . In LDA there are  $K$  topics; in the HDP topic model there are an infinite number of topics.
- Each document in the collection is associated with a vector of *topic proportions*  $\theta_d$ , which is a distribution over topics. In LDA  $\theta_d$  is a point on the  $K - 1$ -simplex. In the HDP topic model,  $\theta_d$  is a point on the infinite simplex. (We give details about this below in Section 3.3.) We denote the  $k$ th entry of the topic proportion vector  $\theta_d$  as  $\theta_{dk}$ .
- Each word in each document is assumed to have been drawn from a single topic. The *topic assignment*  $z_{dn}$  indexes the topic from which  $w_{dn}$  is drawn.

The only observed variables are the words of the documents. The topics, topic proportions, and topic assignments are latent variables.

### 3.2 Latent Dirichlet allocation

LDA is the simplest topic model. It assumes that each document exhibits  $K$  topics with different proportions. The generative process is

1. Draw topics  $\beta_k \sim \text{Dirichlet}(\eta, \dots, \eta)$  for  $k \in \{1, \dots, K\}$ .
2. For each document  $d \in \{1, \dots, D\}$ :



Var	Type	Conditional	Param	Relevant Expectations
$z_{dn}$	Multinomial	$\log \theta_{dk} + \log \beta_{k,w_{dn}}$	$\phi_{dn}$	$\mathbb{E}[Z_{dn}^k] = \phi_{dn}^k$
$\theta_d$	Dirichlet	$\alpha + \sum_{n=1}^N z_{dn}$	$\gamma_d$	$\mathbb{E}[\log \theta_{dk}] = \Psi(\gamma_{dk}) - \sum_{j=1}^K \Psi(\gamma_{dj})$
$\beta_k$	Dirichlet	$\eta + \sum_{d=1}^D \sum_{n=1}^N z_{dn}^k w_{dn}$	$\lambda_k$	$\mathbb{E}[\log \beta_{kv}] = \Psi(\lambda_{kv}) - \sum_{y=1}^V \Psi(\lambda_{ky})$

Figure 5: (Top) The graphical model representation of Latent Dirichlet allocation. Note that in practice each document  $d$  may not have the same number of words  $N$ . (Bottom) In LDA: hidden variables, complete conditionals, variational parameters, and expected sufficient statistics.

- (a) Draw topic proportions  $\theta \sim \text{Dirichlet}(\alpha, \dots, \alpha)$ .
- (b) For each word  $w \in \{1, \dots, N\}$ :
  - i. Draw topic assignment  $z_{dn} \sim \text{Multinomial}(\theta_d)$ .
  - ii. Draw word  $w_{dn} \sim \text{Multinomial}(\beta_{z_{dn}})$ .

Figure 5 illustrates LDA as a graphical model.

In LDA, each document exhibits the same shared topics but with different proportions. LDA assumes Dirichlet priors for  $\beta_k$  and  $\theta_d$ . Dirichlet distributions over the  $D$ -simplex take  $D + 1$  parameters, but for simplicity we assume exchangeable Dirichlet priors; that is, we require that all of these parameters are set to the same value. (The prior on  $\beta_k$  has parameter  $\eta$ ; the prior on  $\theta_d$  has parameter  $\alpha$ .) We note that Blei et al. (2003) and Wallach et al. (2009) found improved empirical performance with non-exchangeable priors.

LDA models an observed collection of documents  $\mathbf{w} = w_{1:D}$ , where each  $w_d$  is a collection of words  $w_{d,1:N}$ . Analyzing the documents amounts to posterior inference of  $p(\beta, \theta, \mathbf{z} | \mathbf{w})$ . Conditioned on the documents, the posterior distribution captures the topics that describe them ( $\beta = \beta_{1:K}$ ), the degree to which each document exhibits those topics ( $\theta = \theta_{1:D}$ ), and which topics each word was assigned to ( $\mathbf{z} = z_{1:D,1:N}$ ). We can use the posterior to explore large collections of documents. Figure 1 illustrates posterior topics found with stochastic variational inference.

The posterior is intractable to compute (Blei et al., 2003). Approximating the posterior in LDA is a central computational problem for topic modeling. Researchers have developed many methods, including Markov chain Monte Carlo methods (Griffiths and Steyvers, 2004), expectation propagation (Minka and Lafferty, 2002), and variational inference (Blei et al., 2003; Teh et al., 2006b; Asuncion et al., 2009). Here we use the results of Section 2 to develop stochastic inference for LDA. This scales the original variational algorithm for LDA to massive collections of documents.<sup>5</sup>

Figure 7 illustrates the performance of 100-topic LDA on three large collections—*Nature* contains 350K documents, *New York Times* contains 1.8M documents, and *Wikipedia* contains 3.8M documents. (Section 4 describes the complete study, including the details of the performance measure and corpora.) We compare two inference algorithms for LDA: stochastic inference on the full collection and batch inference on a subset of 100,000 documents. (This is the size of collection that batch inference can handle.) We see that stochastic variational inference converges faster and to a better model. It is both more efficient and lets us handle the full data set.

*Indicator vectors and Dirichlet distributions.* Before deriving the algorithm, we discuss two mathematical details. These will be useful both here and in the next section.

First, we represent categorical variables like the topic assignments  $z_{dn}$  and observed words  $w_{dn}$  with *indicator vectors*. An indicator vector is a binary vector with a single one. For example, the topic assignment  $z_{dn}$  can take on one of  $K$  values (one for each topic). Thus, it is represented as a  $K$ -vector with a one in the component corresponding to the value of the variable: if  $z_{dn}^k = 1$  then the  $n$ th word in document  $d$  is assigned to the  $k$ th topic. Likewise,  $w_{dn}^v = 1$  implies that the  $n$ th word in document  $d$  is  $v$ . In a slight abuse of notation, we will sometimes use  $w_{dn}$  and  $z_{dn}$  as indices—for example, if  $z_{dn}^k = 1$ , then  $\beta_{z_{dn}}$  refers to the  $k$ th topic  $\beta_k$ .

Second, we review the Dirichlet distribution. As we described above, a  $K$ -dimensional Dirichlet is a distribution on the  $K - 1$ -simplex, i.e., positive vectors over  $K$  elements that sum to one. It is

5. The algorithm we present was originally developed in Hoffman et al. (2010a), which is a special case of the stochastic variational inference algorithm we developed in Section 2.

parameterized by a positive  $K$ -vector  $\gamma$ ,

$$\text{Dirichlet}(\theta; \gamma) = \frac{\Gamma\left(\sum_{i=1}^K \gamma_i\right)}{\prod_{i=1}^K \Gamma(\gamma_i)} \prod_{i=1}^K \theta^{\gamma_i-1},$$

where  $\Gamma(\cdot)$  is the Gamma function, which is a real-valued generalization of the factorial function. The expectation of the Dirichlet is its normalized parameter,

$$\mathbb{E}[\theta_k | \gamma] = \frac{\gamma_k}{\sum_{i=1}^K \gamma_i}.$$

The expectation of its log uses  $\Psi(\cdot)$ , which is the first derivative of the log Gamma function,

$$\mathbb{E}[\log \theta_k | \gamma] = \Psi(\gamma_k) - \Psi\left(\sum_{i=1}^K \gamma_i\right). \quad (29)$$

This can be derived by putting the Dirichlet in exponential family form, noticing that  $\log \theta$  is the vector of sufficient statistics, and computing its expectation by taking the gradient of the log-normalizer with respect to the natural parameter vector  $\gamma$ .

*Complete conditionals and variational distributions.* We specify the global and local variables of LDA to place it in the stochastic variational inference setting of Section 2. In topic modeling, the local context is a document  $d$ . The local observations are its observed words  $w_{d,1:N}$ . The local hidden variables are the topic proportions  $\theta_d$  and the topic assignments  $z_{d,1:N}$ . The global hidden variables are the topics  $\beta_{1:K}$ .

Recall from Section 2 that the complete conditional is the conditional distribution of a variable given all of the other variables, hidden and observed. In mean-field variational inference, the variational distributions of each variable are in the same family as the complete conditional.

We begin with the topic assignment  $z_{dn}$ . The complete conditional of the topic assignment is a multinomial,

$$p(z_{dn} = k | \theta_d, \beta_{1:K}, w_{dn}) \propto \exp\{\log \theta_{dk} + \log \beta_{k,w_{dn}}\}. \quad (30)$$

Thus its variational distribution is a multinomial  $q(z_{dn}) = \text{Multinomial}(\phi_{dn})$ , where the variational parameter  $\phi_{dn}$  is a point on the  $K - 1$ -simplex. Per the mean-field approximation, each observed word is endowed with a different variational distribution for its topic assignment, allowing different words to be associated with different topics.

The complete conditional of the topic proportions is a Dirichlet,

$$p(\theta_d | z_d) = \text{Dirichlet}\left(\alpha + \sum_{n=1}^N z_{dn}\right). \quad (31)$$

Since  $z_{dn}$  is an indicator vector, the  $k$ th element of the parameter to this Dirichlet is the sum of the hyperparameter  $\alpha$  and the number of words assigned to topic  $k$  in document  $d$ . Note that, although we have assumed an exchangeable Dirichlet prior, when we condition on  $z$  the conditional  $p(\theta_d | z_d)$  is a non-exchangeable Dirichlet.

With this conditional, the variational distribution of the topic proportions is also Dirichlet  $q(\theta_d) = \text{Dirichlet}(\gamma_d)$ , where  $\gamma_d$  is a  $K$ -vector Dirichlet parameter. There is a different variational Dirichlet parameter for each document, allowing different documents to be associated with different topics in different proportions.

These are local hidden variables. The complete conditionals only depend on other variables in the local context (i.e., the document) and the global variables; they do not depend on variables from other documents.

Finally, the complete conditional for the topic  $\beta_k$  is also a Dirichlet,

$$p(\beta_k | \mathbf{z}, \mathbf{w}) = \text{Dirichlet} \left( \eta + \sum_{d=1}^D \sum_{n=1}^N z_{dn}^k w_{dn} \right). \quad (32)$$

The  $v$ th element of the parameter to the Dirichlet conditional for topic  $k$  is the sum of the hyperparameter  $\eta$  and the number of times that the term  $v$  was assigned to topic  $k$ . This is a global variable—its complete conditional depends on the words and topic assignments of the entire collection.

The variational distribution for each topic is a  $V$ -dimensional Dirichlet,

$$q(\beta_k) = \text{Dirichlet}(\lambda_k).$$

As we will see in the next section, the traditional variational inference algorithm for LDA is inefficient with large collections of documents. The root of this inefficiency is the update for the topic parameter  $\lambda_k$ , which (from Equation 32) requires summing over variational parameters for every word in the collection.

*Batch variational inference.*

With the complete conditionals in hand, we now derive the coordinate ascent variational inference algorithm, i.e., the batch inference algorithm of Figure 3. We form each coordinate update by taking the expectation of the natural parameter of the complete conditional. This is the stepping stone to stochastic variational inference.

The variational parameters are the global per-topic Dirichlet parameters  $\lambda_{1:K}$ , local per-document Dirichlet parameters  $\gamma_{1:D}$ , and local per-word multinomial parameters  $\phi_{1:D,1:N}$ . Coordinate ascent variational inference iterates between updating all of the local variational parameters (Equation 16) and updating the global variational parameters (Equation 15).

We update each document  $d$ 's local variational in a local coordinate ascent routine, iterating between updating each word's topic assignment and the per-document topic proportions,

$$\phi_{dn}^k \propto \exp \{ \Psi(\gamma_{dk}) + \Psi(\lambda_{k,w_{dn}}) - \Psi(\sum_v \lambda_{kv}) \} \quad \text{for } n \in \{1, \dots, N\} \quad (33)$$

$$\gamma_d = \alpha + \sum_{n=1}^N \phi_{dn}. \quad (34)$$

These updates derive from taking the expectations of the natural parameters of the complete conditionals in Equation 30 and Equation 31. (We then map back to the usual parameterization of the multinomial.) For the update on the topic assignment, we have used the Dirichlet expectations in Equation 29. For the update on the topic proportions, we have used that the expectation of an indicator is its probability,  $\mathbb{E}_q[z_{dn}^k] = \phi_{dn}^k$ .

After finding variational parameters for each document, we update the variational Dirichlet for each topic,

$$\lambda_k = \eta + \sum_{d=1}^D \sum_{n=1}^N \phi_{dn}^k w_{dn}. \quad (35)$$

This update depends on the variational parameters  $\phi$  from every document.

Batch inference is inefficient for large collections of documents. Before updating the topics  $\lambda_{1:K}$ , we compute the local variational parameters for every document. This is particularly wasteful



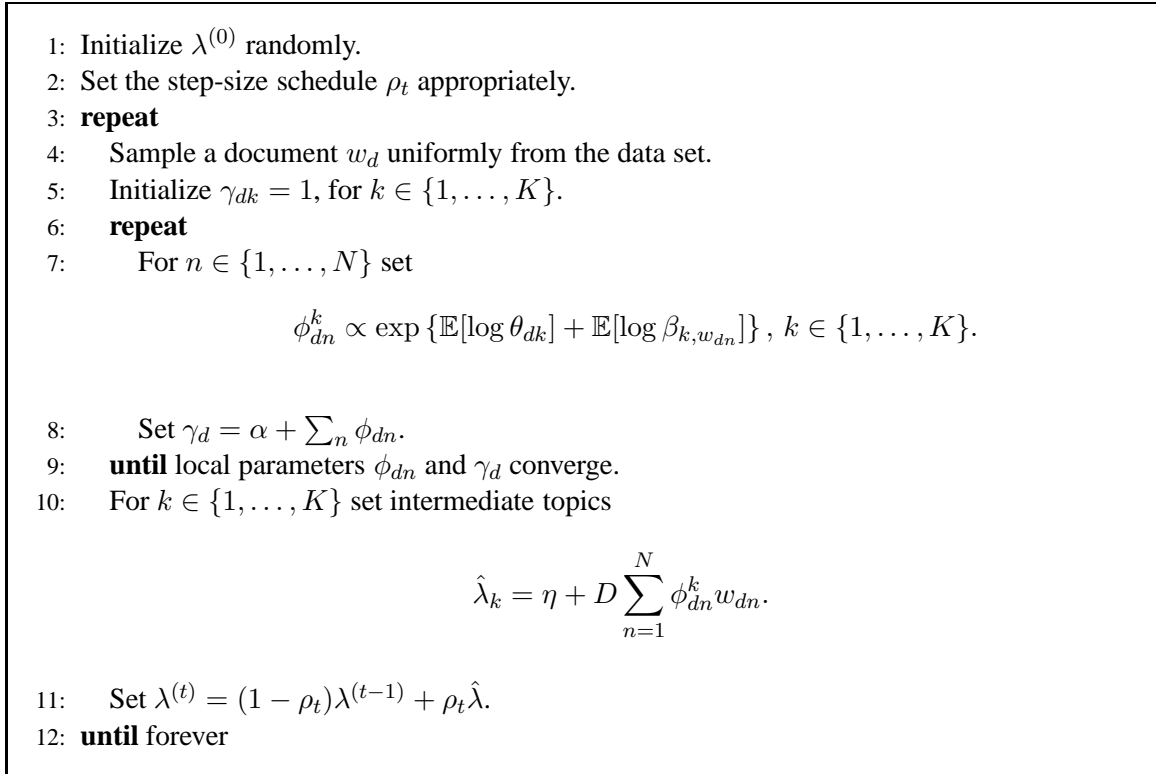


Figure 6: Stochastic variational inference for LDA. The relevant expectations for each update are found in Figure 5.

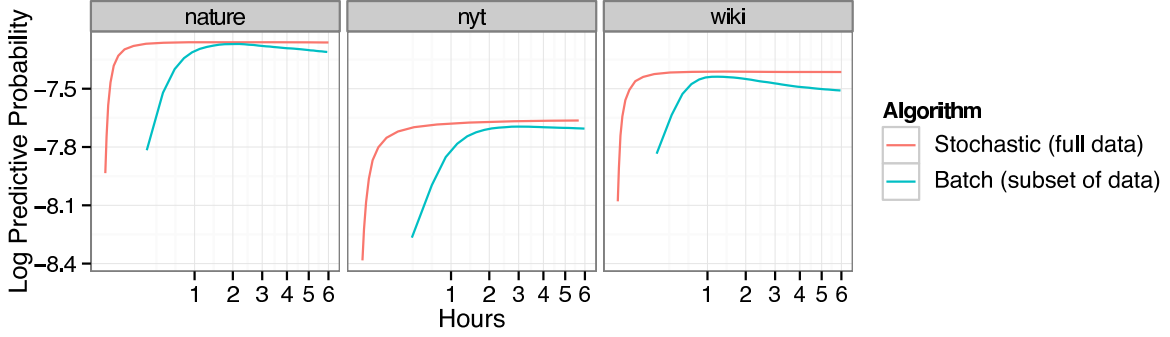


Figure 7: The per-word predictive log likelihood for a 100-topic LDA model on three large corpora. (Time is on the square root scale.) Stochastic variational inference on the full data converges faster and to a better place than batch variational inference on a reasonably sized subset. Section 4 gives the details of our empirical study.

in the beginning of the algorithm when, before completing the first iteration, we must analyze every document with randomly initialized topics.

#### *Stochastic variational inference*

Stochastic variational inference provides a scalable method for approximate posterior inference in LDA. The global variational parameters are the topic Dirichlet parameters  $\lambda_k$ ; the local variational parameters are the per-document topic proportion Dirichlet parameters  $\gamma_d$  and the per-word topic assignment multinomial parameters  $\phi_{dn}$ .

We follow the general algorithm of Figure 4. Let  $\lambda^{(t)}$  be the topics at iteration  $t$ . At each iteration we sample a document  $d$  from the collection. In the local phase, we compute optimal variational parameters by iterating between updating the per-document parameters  $\gamma_d$  (Equation 34) and  $\phi_{d,1:N}$  (Equation 33). This is the same subroutine as in batch inference, though here we only analyze one randomly chosen document.

In the global phase we use these fitted local variational parameters to form intermediate topics,

$$\hat{\lambda}_k = \eta + D \sum_{n=1}^N \phi_{dn}^k w_{dn}.$$

This comes from applying Equation 35 to a hypothetical corpus containing  $D$  replicates of document  $d$ . We then set the topics at the next iteration to be a weighted combination of the intermediate topics and current topics,

$$\lambda_k^{(t+1)} = (1 - \rho_t) \lambda_k^{(t)} + \rho_t \hat{\lambda}_k.$$

Figure 6 gives the algorithm for stochastic variational inference for LDA.<sup>6</sup>

6. This algorithm, as well as the algorithm for the HDP, specifies that we initialize the topics  $\lambda_k$  randomly. There are many ways to initialize the topics. We use an exponential distribution,

$$\lambda_{kv} - \eta \sim \text{Exponential}(D * 100 / (KV)).$$

This gives a setting of  $\lambda$  similar to the one we would get by applying Equation 35 after randomly assigning words to topics in a corpus of size  $D$  with 100 words per document.

### 3.3 Bayesian nonparametric topic models with the HDP

Stochastic inference for LDA lets us analyze large collections of documents. One limitation of LDA, however, is that the number of topics is fixed in advance. Typically, researchers find the “best” number of topics with cross-validation (Blei et al., 2003). However, for very large data this approach is not practical. We can address this issue with a Bayesian nonparametric topic model, a model where the documents themselves determine the number of topics.

We derive stochastic variational inference for the Bayesian nonparametric variant of LDA, the hierarchical Dirichlet process (HDP) topic model. Like LDA, the HDP topic model is a mixed-membership model of text collections. However, the HDP assumes an “infinite” number of topics. Given a collection of documents, the posterior distribution of the hidden structure determines how many topics are needed to describe them. Further, the HDP is flexible in that it allows future data to exhibit new and previously unseen topics.

More broadly, stochastic variational inference for the HDP topic model demonstrates the possibilities of stochastic inference in the context of Bayesian nonparametric statistics. Bayesian nonparametrics gives us a collection of flexible models—mixture models, mixed-membership models, factor models, and models with more complex structure—which grow and expand with data (Hjort et al., 2010). Flexible and expanding models are particularly important when analyzing large data sets, where it is prohibitive to search for a specific latent structure (such as a number of topics or a tree structure of components) with cross-validation. Here we demonstrate how to use stochastic inference in the context of a simple Bayesian nonparametric topic model. In other work, we built on this algorithm to give scalable inference methods for Bayesian nonparametric models of topic correlation (Paisley et al., 2012b) and tree structures of topics (Paisley et al., 2012c).

This section is organized as follows. We first give some background on the Dirichlet process and its definition via Sethuraman’s stick breaking construction, which is a distribution on the infinite simplex. We then show how to use this construction to form the HDP topic model and how to use stochastic variational inference to approximate the posterior.<sup>7</sup>

*The stick-breaking construction of the Dirichlet process.* Bayesian nonparametric (BNP) methods use distributions of distributions, placing flexible priors on the shape of the data-generating density function. BNP models draw a distribution from that prior and then independently draw data from that random distribution. Data analysis proceeds by evaluating the posterior distribution of the (random) distribution from which the data were drawn. Because of the flexible prior, that posterior can potentially have mass on a wide variety of distribution shapes. For a reviews of BNP methods, see the edited volume of Hjort et al. (2010) and the tutorial of Gershman and Blei (2012).

The most common BNP prior is the *Dirichlet process* (DP). The Dirichlet process is parameterized by a *base distribution*  $G_0$  (which may be either continuous or discrete) and a non-negative scaling factor  $\alpha$ . These are used to form a distribution over discrete distributions, i.e., over distributions that place their mass on a countably infinite set of atoms. The locations of the atoms are independently drawn from the base distribution  $G_0$  and the closeness of the probabilities to  $G_0$  is determined by the scaling factor  $\alpha$ . When  $\alpha$  is small, more mass is placed on fewer atoms, and the draw will likely look very different from  $G_0$ ; when  $\alpha$  is large, the mass is spread around many atoms, and the draw will more closely resemble the base distribution.

---

7. This algorithm first appeared in Wang et al. (2011). Here we place it in the more general context of Section 2 and relate it to stochastic inference for LDA.

There are several representations of the Dirichlet process. For example, it is a normalized gamma process (Ferguson, 1973), and its marginalization gives the Chinese restaurant process (Pitman, 2002). We will focus on its definition via Sethuraman’s stick breaking construction (Sethuraman, 1994). The stick-breaking construction explicitly defines the distribution of the probabilities that make up a random discrete distribution. It is the gateway to variational inference in Bayesian non-parametric models (Blei and Jordan, 2006).

Let  $G \sim \text{DP}(\alpha, G_0)$  be drawn from a Dirichlet process prior. It is a discrete distribution with mass on an infinite set of atoms. Let  $\beta_k$  be the atoms in this distribution and  $\sigma_k$  be their corresponding probabilities. We can write  $G$  as

$$G = \sum_{k=1}^{\infty} \sigma_k \delta_{\beta_k}.$$

The atoms are drawn independently from  $G_0$ . The stick-breaking construction specifies the distribution of their probabilities.

The stick-breaking construction uses an infinite collection of beta-distributed random variables. Recall that the beta is a distribution on  $(0, 1)$  and define the following collection,

$$v_i \sim \text{Beta}(1, \alpha) \quad i \in \{1, 2, 3, \dots\}.$$

These variables combine to form a point on the infinite simplex. Imagine a stick of unit length. Break off the proportion of the stick given by  $v_1$ , call it  $\sigma_1$ , and set it aside. From the remainder (of length  $1 - \sigma_1$ ) break off the proportion given by  $v_2$ , call it  $\sigma_2$ , and set it aside. The remainder of the stick is now  $1 - \sigma_2 - \sigma_1 = (1 - v_1)(1 - v_2)$ . Repeat this process for the infinite set of  $v_i$ . The resulting stick lengths  $\sigma_i$  will sum to one.

More formally, we define the function  $\sigma_i$  to take the collection of realized  $v_i$  variables and to return the stick length of the  $i$ th component,

$$\sigma_i(v) = v_i \prod_{j=1}^{i-1} (1 - v_j),$$

and note that  $\sum_{i=1}^{\infty} \sigma_i(v) = 1$ . We call  $v_i$  the  *$i$ th breaking proportion*.

Combining these steps, we form the distribution  $G$  according to the following process,

$$\begin{aligned} \beta_i &\sim G_0 \quad i \in \{1, 2, 3, \dots\} \\ v_i &\sim \text{Beta}(1, \alpha) \quad i \in \{1, 2, 3, \dots\} \\ G &= \sum_{i=1}^{\infty} \sigma_i(v) \delta_{\beta_i}. \end{aligned}$$

In the random distribution  $G$  the  $i$ th atom  $\beta_i$  is an independent draw from  $G_0$  and it has probability given by the  $i$ th stick length  $\sigma_i(v)$ . Sethuraman (1994) showed that the distribution of  $G$  is  $\text{DP}(\alpha, G_0)$ .

The most important property of  $G$  is the “clustering” property. Even though  $G$  places mass on a countably infinite set of atoms,  $N$  draws from  $G$  will tend to exhibit only a small number of them. (How many depends on the scalar  $\alpha$ , as we described above.) Formally, this is most easily seen via other perspectives on the DP (Ferguson, 1973; Blackwell and MacQueen, 1973; Pitman, 2002), though it can be seen intuitively with the stick-breaking construction. The intuition is that as  $\alpha$  gets smaller more of the stick is absorbed in the first break locations because the breaking proportions are drawn from  $\text{Beta}(1, \alpha)$ . Thus, those atoms associated with the first breaks of the stick will have

larger mass in the distribution  $G$ , and that in turn encourages draws from the distribution to realize fewer individual atoms. In general, the first break locations tend to be larger than the later break locations. This property is called *size biasedness*.

*The HDP topic model.* We now construct a Bayesian nonparametric topic model that has an “infinite” number of topics. The hierarchical Dirichlet process topic model couples a set of document-level DPs via a single top-level DP (Teh et al., 2006a). The base distribution  $H$  of the top-level DP is a symmetric Dirichlet over the vocabulary simplex—its atoms are topics. We draw once from this DP,  $G_0 \sim \text{DP}(\omega, H)$ . In the second level, we use  $G_0$  as a base measure to a document-level DP,  $G_d \sim \text{DP}(\alpha, G_0)$ . We draw the words of each document  $d$  from topics from  $G_d$ . The consequence of this two-level construction is that all documents share the same collection of topics but exhibit them with different proportions.

We construct the HDP topic model using a stick-breaking construction at each level—one at the document level and one at the corpus level.<sup>8</sup> The generative process of the HDP topic model is as follows.

1. Draw an infinite number of topics,  $\beta_k \sim \text{Dirichlet}(\eta)$  for  $k \in \{1, 2, 3, \dots\}$ .
2. Draw corpus breaking proportions,  $v_k \sim \text{Beta}(1, \omega)$  for  $k \in \{1, 2, 3, \dots\}$ .
3. For each document  $d$ :
  - (a) Draw document-level topic indices,  $c_{di} \sim \text{Multinomial}(\sigma(v))$  for  $i \in \{1, 2, 3, \dots\}$ .
  - (b) Draw document breaking proportions,  $\pi_{di} \sim \text{Beta}(1, \alpha)$  for  $i \in \{1, 2, 3, \dots\}$ .
  - (c) For each word  $n$ :
    - i. Draw topic assignment  $z_{dn} \sim \text{Multinomial}(\sigma(\pi_d))$ .
    - ii. Draw word  $w_n \sim \text{Multinomial}(\beta_{c_d, z_{dn}})$ .

Figure 8 illustrates this process as a graphical model.

In this construction, topics  $\beta_k$  are drawn as in LDA (Step 1). Corpus-level breaking proportions  $v$  (Step 2) define a probability distribution on these topics, which indicates their relative prevalence in the corpus. At the document level, breaking proportions  $\pi_d$  create a set of probabilities (Step 3b) and topic indices  $c_d$ , drawn from  $\sigma(v)$ , attach each document-level stick length to a topic (Step 3a). This creates a document-level distribution over topics, and words are then drawn as for LDA (Step 3c).

The posterior distribution of the HDP topic model gives a mixed-membership decomposition of a corpus where the number of topics is unknown in advance and unbounded. However, it is not possible to compute the posterior. Approximate posterior inference for BNP models in general is an active field of research (Escobar and West, 1995; Neal, 2000; Blei and Jordan, 2006; Teh et al., 2007).

The advantage of our construction over others is that it meets the conditions of Section 2. All the complete conditionals are in exponential families in closed form, and it neatly separates global variables from local variables. The global variables are topics and corpus-level breaking proportions;

---

8. See the original HDP paper of Teh et al. (2006a) for other constructions of the HDP—the random measure construction, the construction by the Chinese restaurant franchise, and an alternative stick-breaking construction. This construction was mentioned by Fox et al. (2008). We used it for the HDP in Wang et al. (2011).

the local variables are document-level topic indices and breaking proportions. Following the same procedure as for LDA, we now derive stochastic variational inference for the HDP topic model.

*Complete conditionals and variational distributions.* We form the complete conditional distributions of all variables in the HDP topic model. We begin with the latent indicator variables,

$$p(z_{dn}^i = 1 | \boldsymbol{\pi}_d, \beta_{1:K}, w_{dn}, c_d) \propto \exp\{\log \sigma_i(\boldsymbol{\pi}_d) + \sum_{k=1}^{\infty} c_{di}^k \log \beta_{k,w_{dn}}\}, \quad (36)$$

$$p(c_{di}^k = 1 | v, \beta_{1:K}, \mathbf{w}_d, \mathbf{z}_d) \propto \exp\{\log \sigma_k(v) + \sum_{n=1}^N z_{dn}^i \log \beta_{k,w_{dn}}\}. \quad (37)$$

Note the interaction between the two levels of latent indicators. In LDA the  $i$ th component of the topic proportions points to the  $i$ th topic. Here we must account for the topic index  $c_{di}$ , which is a random variable that points to one of the topics.

This interaction between indicators is also seen in the conditionals for the topics,

$$p(\beta_k | \mathbf{z}, c, \mathbf{w}) = \text{Dirichlet} \left( \eta + \sum_{d=1}^D \sum_{i=1}^{\infty} c_{di}^k \sum_{n=1}^N z_{dn}^i w_{dn} \right).$$

The innermost sum collects the sufficient statistics for words in the  $d$ th document that are allocated to the  $i$ th local component index. However, these statistics are only kept when the  $i$ th topic index  $c_{di}$  points to the  $k$ th global topic.

The full conditionals for the breaking proportions follow those of a standard stick-breaking construction (Blei and Jordan, 2006),

$$\begin{aligned} p(v_k | c) &= \text{Beta} \left( 1 + \sum_{d=1}^D \sum_{i=1}^{\infty} c_{di}^k, \omega + \sum_{d=1}^D \sum_{i=1}^{\infty} \sum_{j>k} c_{di}^j \right), \\ p(\pi_{di} | z_d) &= \text{Beta} \left( 1 + \sum_{n=1}^N z_{dn}^i, \alpha + \sum_{n=1}^N \sum_{j>i} z_{dn}^j \right). \end{aligned}$$

The complete conditionals for all the latent variables are all in the same family as their corresponding distributions in the generative process. Accordingly, we will define the variational distributions to be in the same family. However, the main difference between BNP models and parametric models is that BNP models contain an infinite number of hidden variables. These cannot be completely represented in the variational distribution as this would require optimizing an infinite number of variational parameters. We solve this problem by truncating the variational distribution (Blei and Jordan, 2006). At the corpus level, we truncate at  $K$ , fitting posteriors to  $K$  breaking points,  $K$  topics, and allowing the topic pointer variables to take on one of  $K$  values. At the document level we truncate at  $T$ , fitting  $T$  breaking proportions,  $T$  topic pointers, and letting the topic assignment variable take on one of  $T$  values. Thus the variational family is,

$$q(\beta, v, z, \pi) = \left( \prod_{k=1}^K q(\beta_k | \lambda_k) q(v_k | a_k) \right) \left( \prod_{d=1}^D \prod_{i=1}^T q(c_{di} | \zeta_{di}) q(\pi_{di} | \gamma_{di}) \prod_{n=1}^N q(z_{dn} | \phi_{dn}) \right)$$

We emphasize that this is not a finite model. With truncation levels set high enough, the variational posterior will use as many topics as the posterior needs, but will not necessarily use all  $K$  topics to explain the observations. (If  $K$  is set too small then the truncated variational distribution will use all of the topics, but this problem can be easily diagnosed and corrected.) Further, a particular advantage of this two-level stick-breaking distribution is that the document truncation  $T$  can be much smaller than  $K$ . Though there may be hundreds of topics in a large corpus, we expect each document will only exhibit a small subset of them.

*Stochastic variational inference for HDP topic models.* From the complete conditionals, batch variational inference proceeds by updating each variational parameter using the expectation of its conditional distribution’s natural parameter. In stochastic inference, we sample a data point, update its local parameters as for batch inference, and then update the global variables.

To update the global topic parameters, we again form intermediate topics with the sampled document’s optimized local parameters,

$$\hat{\lambda}_k = \eta + D \sum_{i=1}^T \mathbb{E}_q[c_{di}^k] \sum_{n=1}^N \mathbb{E}_q[z_{dn}^i] w_{dn}.$$

We then update the global variational parameters by taking a step in the direction of the stochastic natural gradient

$$\lambda^{(t+1)} = (1 - \rho_t) \lambda^{(t)} + \rho_t \hat{\lambda}_k.$$

This mirrors the update for LDA.

The other global variables in the HDP are the corpus-level breaking proportions  $v_k$ , each of which is associated with a set of beta parameters  $a_k = (a_k^{(1)}, a_k^{(2)})$  for its variational distribution. Using the same randomly selected document and optimized variational parameters as above, first construct the two-dimensional vector

$$\hat{a}_k = \left( 1 + D \sum_{i=1}^T \mathbb{E}_q[c_{di}^k], \omega + D \sum_{i=1}^T \sum_{j=k+1}^K \mathbb{E}_q[c_{di}^j] \right).$$

Then, update the parameters

$$a_k^{(t+1)} = (1 - \rho_t) a_k^{(t)} + \rho_t \hat{a}_k.$$

Note that we use the truncations  $K$  and  $T$ . Figure 8 summarizes the complete conditionals, variational parameters, and relevant expectations for the full algorithm. Figure 9 gives the stochastic variational inference algorithm for the HDP topic model.

*Stochastic inference versus batch inference for the HDP.* Figure 10 illustrates the performance of the HDP topic model on the same three large collections as in Figure 7. As with LDA, stochastic variational inference for the HDP converges faster and to a better model.

## 4. Empirical Study

In this section we study the empirical performance and effectiveness of stochastic variational inference for latent Dirichlet allocation (LDA) and the hierarchical Dirichlet process (HDP) topic model. With these algorithms, we can apply and compare these models with very large collections of documents. We also investigate how the forgetting rate  $\kappa$  and mini-batch size  $S$  influence the algorithms. Finally, we compare stochastic variational inference to the traditional batch variational inference algorithm.<sup>9</sup>

*Data.* We evaluated our algorithms on three collections of documents. For each collection, we computed a vocabulary by removing stop words, rare words, and very frequent words. The data are as follows.

- *Nature*: This collection contains 350,000 documents from the journal *Nature* (spanning the years 1869–2008). After processing, it contains 58M observed words from a vocabulary of 4,200 terms.

---

9. We implemented all algorithms in Python using the NumPy and SciPy packages, making the implementations as similar as possible. Links to these implementations are available on the web at <http://www.cs.princeton.edu/~blei/topicmodeling.html>.

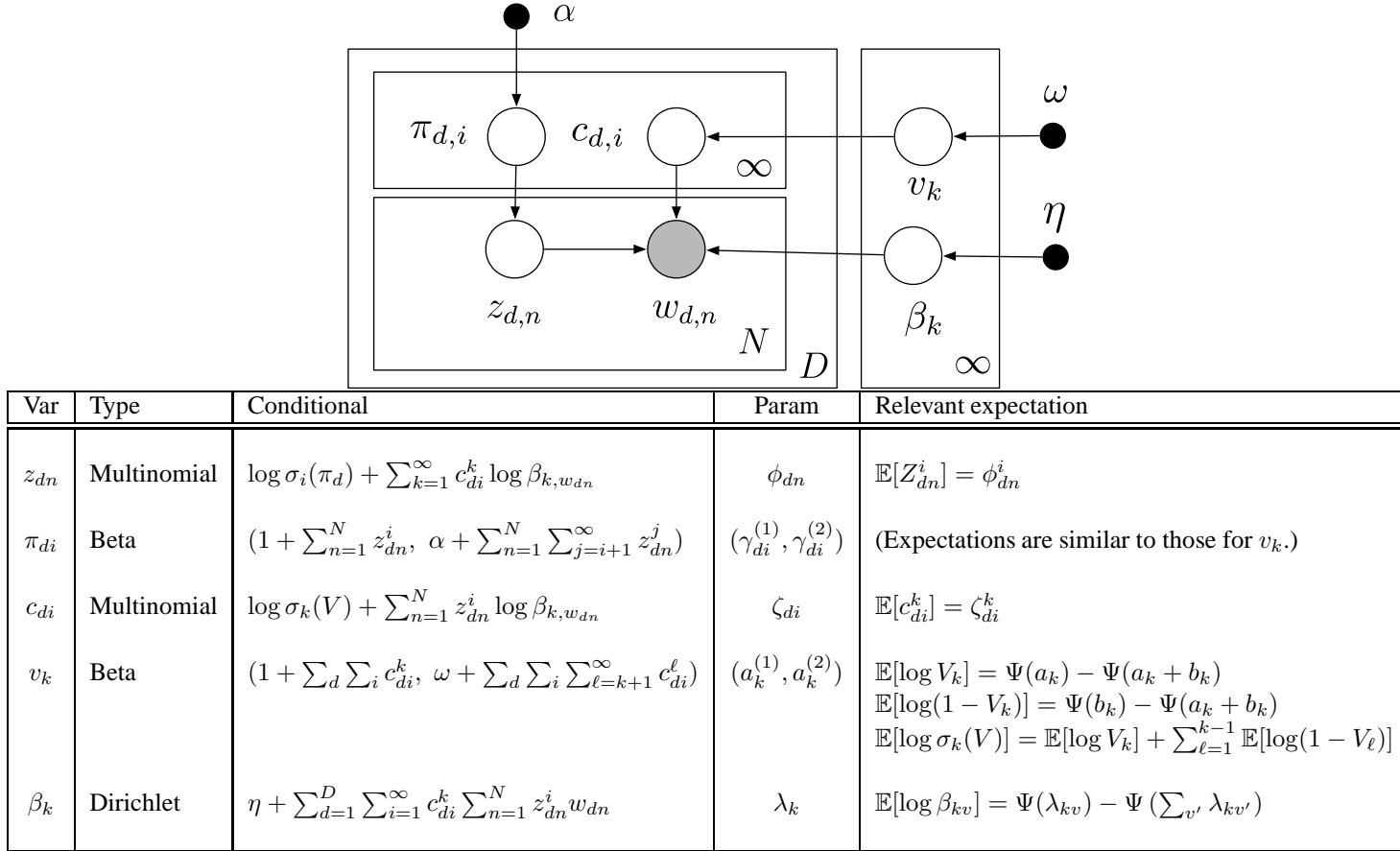


Figure 8: A graphical model for the HDP topic model, and a summary of its variational inference algorithm.



1: Initialize  $\lambda^{(0)}$  randomly. Set  $a^{(0)} = 1$  and  $b^{(0)} = \omega$ .

2: Set the step-size schedule  $\rho_t$  appropriately.

3: **repeat**

4:   Sample a document  $w_d$  uniformly from the data set.

5:   For  $i \in \{1, \dots, T\}$  initialize

$$\zeta_{di}^k \propto \exp\{\sum_{n=1}^N \mathbb{E}[\log \beta_{k,w_{dn}}]\}, k \in \{1, \dots, K\}.$$

6:   For  $n \in \{1, \dots, N\}$  initialize

$$\phi_{dn}^i \propto \exp\left\{\sum_{k=1}^K \zeta_{di}^k \mathbb{E}[\log \beta_{k,w_{dn}}]\right\}, i \in \{1, \dots, T\}.$$

7:   **repeat**

8:     For  $i \in \{1, \dots, T\}$  set

$$\begin{aligned} \gamma_{di}^{(1)} &= 1 + \sum_{n=1}^N \phi_{dn}^i, \\ \gamma_{di}^{(2)} &= \alpha + \sum_{n=1}^N \sum_{j=i+1}^T \phi_{dn}^j \\ \zeta_{di}^k &\propto \exp\left\{\mathbb{E}[\log \sigma_k(V)] + \sum_{n=1}^N \phi_{dn}^i \mathbb{E}[\log \beta_{k,w_{dn}}]\right\}, k \in \{1, \dots, K\}. \end{aligned}$$

9:     For  $n \in \{1, \dots, N\}$  set

$$\phi_{dn}^i \propto \exp\left\{\mathbb{E}[\log \sigma_i(\pi_d)] + \sum_{k=1}^K \zeta_{di}^k \mathbb{E}[\log \beta_{k,w_{dn}}]\right\}, i \in \{1, \dots, T\}.$$

10:   **until** local parameters converge.

11:   For  $k \in \{1, \dots, K\}$  set intermediate topics

$$\begin{aligned} \hat{\lambda}_{kv} &= \eta + D \sum_{i=1}^T \zeta_{di}^k \sum_{n=1}^N \phi_{dn}^i w_{dn} \\ \hat{a}_k &= 1 + D \sum_{i=1}^T \zeta_{di}^k \\ \hat{b}_k &= \omega + D \sum_{i=1}^T \sum_{\ell=k+1}^K \zeta_{di}^\ell. \end{aligned}$$

12:   Set

$$\begin{aligned} \lambda^{(t)} &= (1 - \rho_t) \lambda^{(t-1)} + \rho_t \hat{\lambda} \\ a^{(t)} &= (1 - \rho_t) a^{(t-1)} + \rho_t \hat{a} \\ b^{(t)} &= (1 - \rho_t) b^{(t-1)} + \rho_t \hat{b}. \end{aligned}$$

13: **until** forever

Figure 9: Stochastic variational inference for the HDP topic model. The corpus-level truncation is  $K$ ; the document-level truncation as  $T$ . Relevant expectations are found in Figure 8.

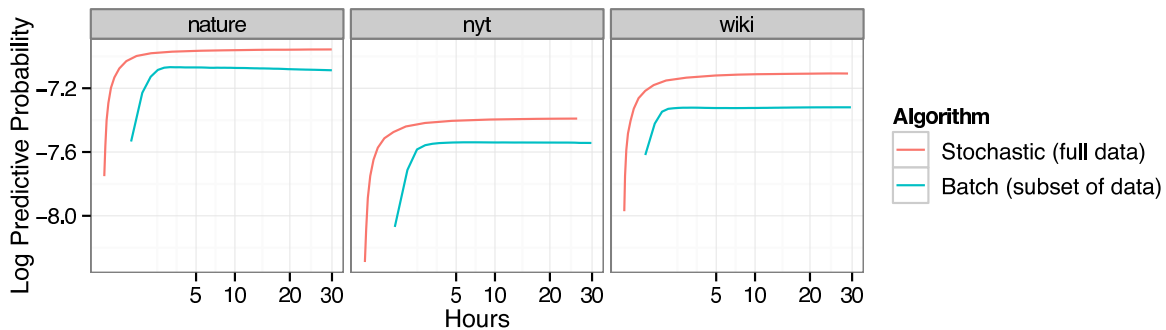


Figure 10: The per-word predictive log likelihood for an HDP model on three large corpora. (Time is on the square root scale.) As for LDA, stochastic variational inference on the full data converges faster and to a better place than batch variational inference on a reasonably sized subset. Section 4 gives the details of our empirical study.

- *New York Times*: This collection contains 1.8M documents from the *New York Times* (spanning the years 1987–2007). After processing, this data contains 461M observed words from a vocabulary of 8,000 terms.
- *Wikipedia*: This collections contains 3.8M documents from Wikipedia. After processing, it contains 482M observed words from a vocabulary of 7,700 terms.

For each collection, we set aside a test set of 10,000 documents for evaluating model fitness; these test sets were not given to the algorithms for training.

*Evaluating model fitness.* We evaluate how well a model fits the data with the predictive distribution (Geisser, 1975). We are given a corpus and estimate its topics. We then are given part of a test document, which we use to estimate that document’s topic proportions. Combining those topic proportions with the topics, we form a predictive distribution over the vocabulary. Under this predictive distribution, a better model will assign higher probability to the held-out words.

In more detail, we divide each test document’s words  $w$  into a set of observed words  $w_{\text{obs}}$  and held-out words  $w_{\text{ho}}$ , keeping the sets of unique words in  $w_{\text{obs}}$  and  $w_{\text{ho}}$  disjoint. We approximate the posterior distribution of topics  $\beta$  implied by the training data  $\mathcal{D}$ , and then use that approximate posterior to estimate the predictive distribution  $p(w_{\text{new}} | w_{\text{obs}}, \mathcal{D})$  of a new held-out word  $w_{\text{new}}$  from the test document. Finally, we evaluate the log probability of the words in  $w_{\text{ho}}$  under this distribution.

This metric was used in Teh et al. (2007) and Asuncion et al. (2009). Unlike previous methods, like held-out perplexity (Blei et al., 2003), evaluating the predictive distribution avoids comparing bounds or forming approximations of the evaluation metric. It rewards a good predictive distribution, however it is computed.

Operationally, we use the training data to compute variational Dirichlet parameters for the topics. We then use these parameters with the observed test words  $w_{\text{obs}}$  to compute the variational distribution of the topic proportions. Taking the inner product of the expected topics and the expected topic proportions gives the predictive distribution.

To see this is a valid approximation, note the following for a  $K$ -topic LDA model,

$$\begin{aligned} p(w_{\text{new}} | \mathcal{D}, w_{\text{obs}}) &= \int \int \left( \sum_{k=1}^K \theta_k \beta_{k, w_{\text{new}}} \right) p(\theta | w_{\text{obs}}, \beta) p(\beta | \mathcal{D}) d\theta d\beta \\ &\approx \int \int \left( \sum_{k=1}^K \theta_k \beta_{k, w_{\text{new}}} \right) q(\theta) q(\beta) d\theta d\beta \\ &= \sum_{k=1}^K \mathbb{E}_q[\theta_k] \mathbb{E}_q[\beta_{k, w_{\text{new}}}], \end{aligned}$$

where  $q(\beta)$  depends on the training data  $\mathcal{D}$  and  $q(\theta)$  depends on  $q(\beta)$  and  $w_{\text{obs}}$ . The metric independently evaluates each held out word under this distribution. In the HDP, the reasoning is identical. The differences are that the topic proportions are computed via the two-level variational stick-breaking distribution and  $K$  is the truncation level of the approximate posterior.

*Setting the learning rate.* Stochastic variational inference introduces several parameters in setting the learning rate schedule (see Equation 28). The forgetting rate  $\kappa \in (0.5, 1]$  controls how quickly old information is forgotten; the delay  $\tau \geq 0$  down-weights early iterations; and the minibatch size  $S$  is how many documents are subsampled and analyzed in each iteration. Although stochastic variational inference algorithm converges to a stationary point for any valid  $\kappa$ ,  $\tau$ , and  $S$ , the quality of this stationary point and the speed of convergence may depend on how these parameters are set.

We set  $\tau = 1$  and explored the following forgetting rates and minibatch sizes:<sup>10</sup>

- Forgetting rate  $\kappa \in \{0.5, 0.6, 0.7, 0.8, 0.9, 1.0\}$
- Minibatch size  $S \in \{10, 50, 100, 500, 1000\}$

We periodically paused each run to compute predictive likelihoods from the test data.

*Results on LDA and HDP topic models.* We studied LDA and the HDP. In LDA, we varied the number of topics  $K$  to be 25, 50, 100, 200 and 300; we set the Dirichlet hyperparameters  $\alpha = 1/K$ . In the HDP, we set both concentration parameters  $\gamma$  and  $\alpha$  equal to 1; we set the top-level truncation  $K = 300$  and the second level truncation  $T = 20$ . (Here  $T \ll K$  because we do not expect documents to exhibit very many unique topics.) In both models, we set the topic Dirichlet parameter  $\eta = 0.01$ . Figure 1 shows example topics from the HDP (on *New York Times* and *Nature*).

Figure 11 gives the average predictive log likelihood for both models. We report the value for a forgetting rate  $\kappa = 0.9$  and a batch size of 500. Stochastic inference lets us perform a large-scale comparison of these models. The HDP gives consistently better performance. For larger numbers of topics, LDA overfits the data. As the modeling assumptions promise, the HDP stays robust to overfitting.<sup>11</sup> That the HDP outperforms LDA regardless of how many topics LDA uses may be due in part to the additional modeling flexibility given by the corpus breaking proportions  $v$ ; these variables give the HDP the ability to say that certain topics are a priori more likely to appear than others, whereas the exchangeable Dirichlet prior used in LDA assumes that all topics are equally common.

10. We also explored various values of the delay  $\tau$ , but found that the algorithms were not sensitive. To make this presentation simpler, we fixed  $\tau = 1$  in our report of the empirical study.

11. Though not illustrated, we note that using the traditional measure of fit, held-out perplexity, does *not* reveal this overfitting (though the HDP still outperforms LDA with that metric as well). We feel that the predictive distribution is a better metric for model fitness.

	<i>Nature</i>	<i>New York Times</i>	<i>Wikipedia</i>
LDA 25	-7.24	-7.73	-7.44
LDA 50	-7.23	-7.68	-7.43
LDA 100	-7.26	-7.66	-7.41
LDA 200	-7.50	-7.78	-7.64
LDA 300	-7.86	-7.98	-7.74
HDP	<b>-6.97</b>	<b>-7.38</b>	<b>-7.07</b>

Figure 11: Stochastic inference lets us compare performance on several large data sets. We fixed the forgetting rate  $\kappa = 0.9$  and the batch size to 500 documents. We find that LDA is sensitive to the number of topics; the HDP gives consistently better predictive performance. Traditional variational inference (on subsets of each corpus) did not perform as well as stochastic inference.

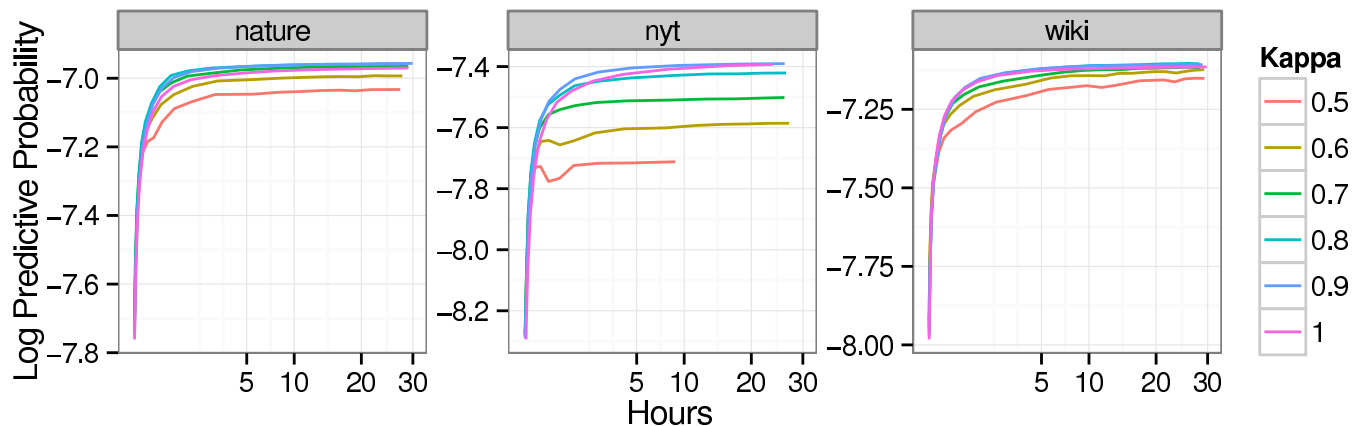


Figure 12: HDP inference: Holding the batch size fixed at 500, we varied the forgetting rate  $\kappa$ . Slower forgetting rates are preferred.

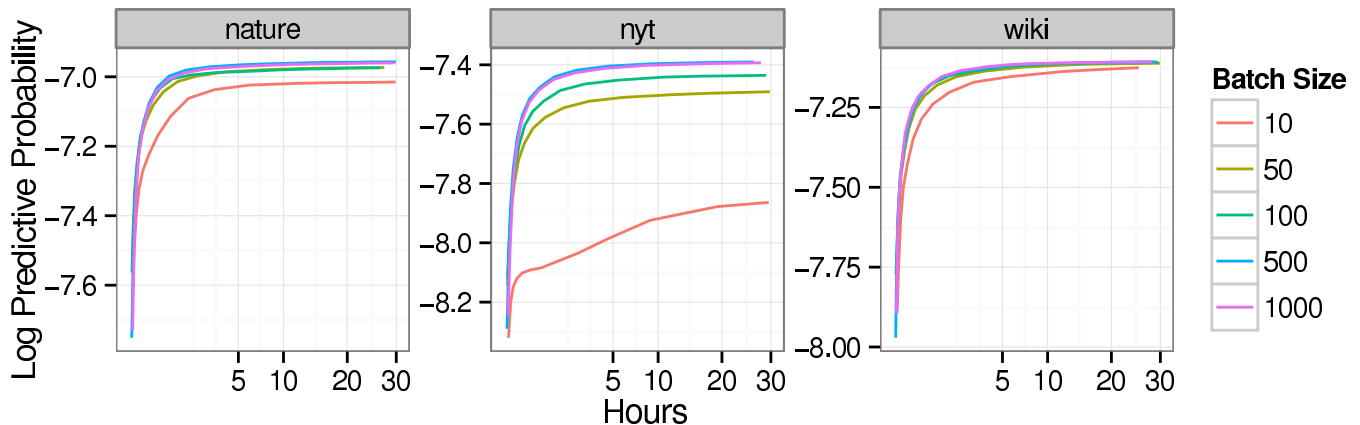


Figure 13: HDP inference: Holding the forgetting rate  $\kappa$  fixed at 0.9, we varied the batch size. Batch sizes may be set too small (e.g., ten documents) but the difference in performance is small once set high enough.

We now turn to the sensitivity of stochastic inference to its learning parameters. First, we consider the HDP (the algorithm presented in Figure 9). We fixed the batch size to 500 and explored the forgetting rate.<sup>12</sup> Figure 12 shows the results on all three corpora. All three fits were sensitive to the forgetting rate; we see that a higher value (i.e., close to one) leads to convergence to a better local optimum.

Fixing the forgetting rate to 0.9, we explored various mini-batch sizes. Figure 13 shows the results on all three corpora. Batch sizes that are too small (e.g., ten documents) can affect performance; larger batch sizes are preferred. That said, there was not a big difference between batch sizes of 500 and 1,000. The *New York Times* corpus was most sensitive to batch size; the *Wikipedia* corpus was least sensitive.

Figure 14 and Figure 15 illustrate LDA’s sensitivity to the forgetting rate and batch size, respectively. Again, we find that large learning rates and batch sizes perform well.

## 5. Discussion

We developed stochastic variational inference, a scalable variational inference algorithm that lets us analyze massive data sets with complex probabilistic models. The main idea is to use stochastic optimization to optimize the variational objective, following noisy estimates of the natural gradient where the noise arises by repeatedly subsampling the data. We illustrated this approach with two probabilistic topic models, latent Dirichlet allocation and the hierarchical Dirichlet process topic model. With stochastic variational inference, we can easily apply topic modeling to collections of millions of documents. More importantly, this algorithm generalizes to many settings.

Since developing this algorithm, we have improved on stochastic inference in a number of ways. In Gopalan et al. (2012), we applied it to the mixed-membership stochastic blockmodel for uncovering overlapping communities in large social networks. This required sampling non-uniformly

12. We fit distributions using the entire grid of parameters described above. However, to simplify presenting results we will hold one of the parameters fixed and vary the other.

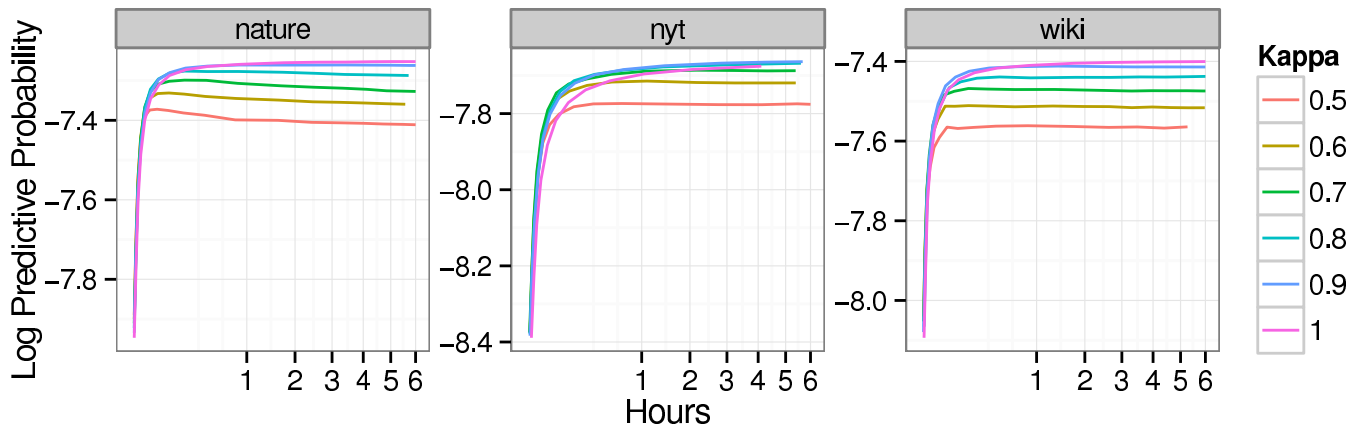


Figure 14: 100-topic LDA inference: Holding the batch size fixed at 500, we varied the forgetting rate  $\kappa$ . Slower forgetting rates are preferred.

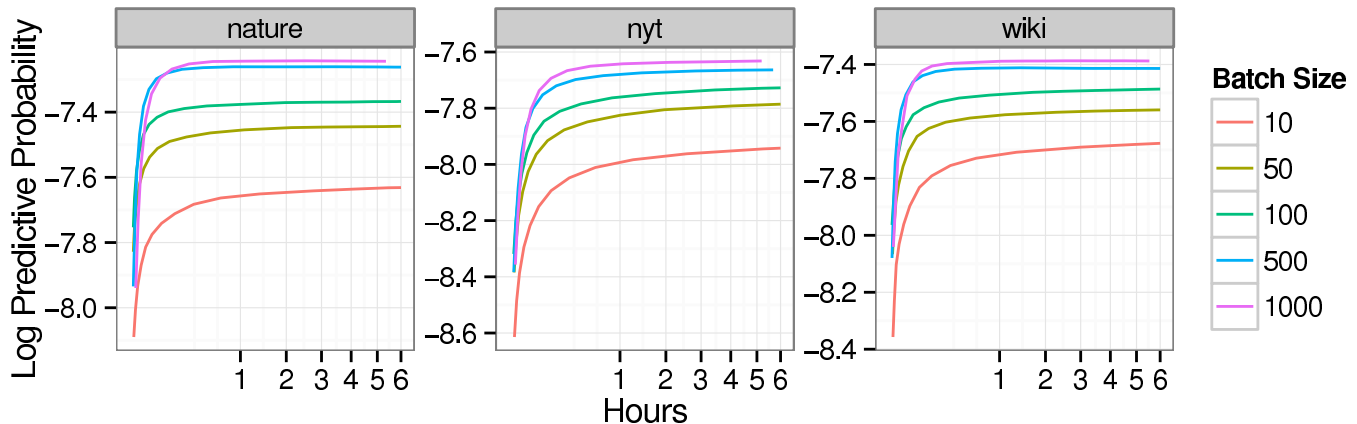


Figure 15: 100-topic LDA inference: Holding the learning rate  $\kappa$  fixed at 0.9, we varied the batch size. Bigger batch sizes are preferred.

from the data and adjusting the noisy gradient accordingly. In Mimno et al. (2012), we developed a variant of stochastic inference that combines MCMC for the local updates with stochastic optimization for the global updates. In topic modeling this allows for efficient and sparse updates. Finally, in Ranganath et al. (2013), we developed adaptive learning rates for stochastic inference. These outperform preset learning-rate schedules and require less hand-tuning by the user.

Stochastic variational inference opens the door to several promising research directions.

We developed our algorithm with conjugate exponential family models. This class of models is expressive, but nonconjugate models—models where a richer prior is used at the expense of mathematical convenience—have expanded the suite of probabilistic tools at our disposal. For example, nonconjugate models can capture correlations between topics (Blei and Lafferty, 2007) or topics changing over time (Blei and Lafferty, 2006; Wang et al., 2008), and the general algorithm

presented here cannot be used in these settings. (In other work, Paisley et al. (2012b) developed a stochastic variational inference algorithm for a specific nonconjugate Bayesian nonparametric model.) Recent research has developed general methods for non-conjugate models (Knowles and Minka, 2011; Gershman et al., 2012; Paisley et al., 2012a; Wang and Blei, 2013). Can these be scaled up with stochastic optimization?

We developed our algorithm with mean-field variational inference and closed form coordinate updates. Another promising direction is to use stochastic optimization to scale up recent advances in variational inference, moving beyond closed form updates and fully factorized approximate posteriors. As one example, collapsed variational inference (Teh et al., 2006b, 2007) marginalizes out some of the hidden variables, trading simple closed-form updates for a lower-dimensional posterior. As another example, structured variational distributions relax the mean-field approximation, letting us better approximate complex posteriors such as those arising in time-series models (Ghahramani and Jordan, 1997; Blei and Lafferty, 2006).

Finally, our algorithm lets us potentially connect innovations in stochastic optimization to better methods for approximate posterior inference. Wahabzada and Kersting (2011) and Gopalan et al. (2012) sample from data non-uniformly to better focus on more informative data points. We might also consider data whose distribution changes over time, such as when we want to model an infinite stream of data but to “forget” data from the far past in a current estimate of the model. Or we can study and try to improve our estimates of the gradient. Are there ways to reduce its variance, but maintain its unbiasedness?

## Acknowledgments

David M. Blei is supported by NSF CAREER IIS-0745520, NSF BIGDATA IIS-1247664, NSF NEURO IIS-1009542, ONR N00014-11-1-0651, and the Alfred P. Sloan Foundation. The authors are grateful to John Duchi, Sean Gerrish, Lauren Hannah, Neil Lawrence, Jon McAuliffe, and Rajesh Ranganath for comments and discussions.

In Section 2, we assumed that we can calculate  $p(\beta|x, z)$ , the conditional distribution of the global hidden variables  $\beta$  given the local hidden variables  $z$  and observed variables  $x$ . In this appendix, we show how to do stochastic variational inference under the weaker assumption that we can break the global parameter vector  $\beta$  into a set of  $K$  subvectors  $\beta_{1:K}$  such that each conditional distribution  $p(\beta_k|x, z, \beta_{-k})$  is in a tractable exponential family:

$$p(\beta_k|x, z, \beta_{-k}) = h(\beta_k) \exp\{\eta_g(x, z, \beta_{-k}, \alpha)^\top t(\beta_k) - a_g(\eta_g(x, z, \beta_{-k}, \alpha))\}.$$

We will assign each  $\beta_k$  an independent variational distribution so that

$$q(z, \beta) = (\prod_{n,j} q(z_{n,j})) \prod_k q(\beta_k).$$

We choose each  $q(\beta_k)$  to be in the same exponential family as the complete conditional  $p(\beta_k|x, z, \beta_{-k})$ ,

$$q(\beta_k) = h(\beta_k) \exp\{\lambda_k^\top t(\beta_k) - a_g(\lambda_k)\}.$$

We overload  $h(\cdot)$ ,  $t(\cdot)$ , and  $a(\cdot)$  so that, for example,  $q(\beta_k) = p(\beta_k|x, z, \beta_{-k})$  when  $\lambda_k = \eta_g(x, z, \beta_{-k}, \alpha)$ .

The natural parameter  $\eta_g(x, z, \beta_{-k}, \alpha)$  decomposes into two terms,

$$\eta_g(x, z, \beta_{-k}, \alpha) = \eta_g(\beta_{-k}, \alpha) + \sum_n \eta_g(x_n, z_n, \beta_{-k}, \alpha).$$

The first depends only on the global parameters  $\beta_{-k}$  and the hyperparameters  $\alpha$ ; the second is a sum of  $N$  terms that depend on  $\beta_{-k}$ ,  $\alpha$ , and a single local context  $(x_n, z_n)$ .

Proceeding as in Section 2, we will derive the natural gradient of the ELBO implied by this model and choice of variational distribution. Focusing on a particular  $\beta_k$ , we can write the ELBO as

$$\begin{aligned}\mathcal{L} &= \mathbb{E}_q[\log p(\beta_k | x, z, \beta_{-k})] - \mathbb{E}_q[\log q(\beta_k)] + \text{const.} \\ &= (\mathbb{E}_q[\eta_g(x, z, \beta_{-k}, \alpha)] - \lambda_k)^\top \nabla_{\lambda_k} a_g(\lambda_k) + a_g(\lambda_k) + \text{const.}\end{aligned}$$

The gradient of  $\mathcal{L}$  with respect to  $\lambda_k$  is then

$$\nabla_{\lambda_k} \mathcal{L} = \nabla_{\lambda_k}^2 a_g(\lambda_k) (\mathbb{E}_q[\eta_g(x, z, \beta_{-k}, \alpha)] - \lambda_k),$$

and the natural gradient of  $\mathcal{L}$  with respect to  $\lambda_k$  is

$$\begin{aligned}\hat{\nabla}_{\lambda_k} \mathcal{L} &= \mathbb{E}_q[\eta_g(x, z, \beta_{-k}, \alpha)] - \lambda_k \\ &= -\lambda_k + \mathbb{E}_q[\eta_g(\beta_{-k}, \alpha)] + \sum_n \mathbb{E}_q[\eta_g(x_n, z_n, \beta_{-k}, \alpha)].\end{aligned}$$

Randomly sampling a local context  $(x_i, z_i)$  yields a noisy (but unbiased) estimate of the natural gradient,

$$\hat{\nabla}_{\lambda_k} \mathcal{L}_i = -\lambda_k + \mathbb{E}_q[\eta_g(\beta_{-k}, \alpha)] + N \mathbb{E}_q[\eta_g(x_i, z_i, \beta_{-k}, \alpha)] \equiv -\lambda_k + \hat{\lambda}_k.$$

We can use this noisy natural gradient exactly as in Section 2. For each update  $t$ , we sample a context  $(x_t, z_t)$ , optimize the local variational parameters  $\phi_t$  by repeatedly applying equation Equation 16, and take a step of size  $\rho_t = (t + \tau)^{-\kappa}$  in the direction of the noisy natural gradient:

$$\lambda_k^{(t)} = (1 - \rho_t) \lambda_k^{(t-1)} + \rho_t \hat{\lambda}_k \quad (38)$$

Note that the update in Equation 38 depends only on  $\lambda^{(t-1)}$ ; we compute all elements of  $\lambda^{(t)}$  simultaneously, whereas in a batch coordinate ascent algorithm  $\lambda_k^{(t)}$  could depend on  $\lambda_{1:k-1}^{(t)}$ .

## References

- A. Ahmed, M. Aly, J. Gonzalez, S. Narayanamurthy, and A. Smola. Scalable inference in latent variable models. In *Web Search and Data Mining*, New York, NY, USA, 2012.
- S. Amari. Differential geometry of curved exponential families-curvatures and information loss. *The Annals of Statistics*, 10(2):357–385, 1982.
- S. Amari. Natural gradient works efficiently in learning. *Neural computation*, 10(2):251–276, 1998.
- C. Antoniak. Mixtures of Dirichlet processes with applications to Bayesian nonparametric problems. *The Annals of Statistics*, 2(6):1152–1174, 1974.
- A. Asuncion, M. Welling, P. Smyth, and Y. Teh. On smoothing and inference for topic models. In *Uncertainty in Artificial Intelligence*, 2009.



- H. Attias. Inferring parameters and structure of latent variable models by variational bayes. In *Uncertainty in Artificial Intelligence*, 1999.
- H. Attias. A variational Bayesian framework for graphical models. In *Neural Information Processing Systems*, 2000.
- J. Bernardo and A. Smith. *Bayesian Theory*. John Wiley & Sons Ltd., Chichester, 1994.
- C. Bishop. *Pattern Recognition and Machine Learning*. Springer New York., 2006.
- C. Bishop, D. Spiegelhalter, and J. Winn. VIBES: A variational inference engine for Bayesian networks. In *Neural Information Processing Systems*. Cambridge, MA, 2003.
- D. Blackwell and J. MacQueen. Ferguson distributions via Pólya urn schemes. *The Annals of Statistics*, 1(2):353–355, 1973.
- D. Blei. Probabilistic topic models. *Communications of the ACM*, 55(4):77–84, 2012.
- D. Blei and M. Jordan. Variational inference for Dirichlet process mixtures. *Journal of Bayesian Analysis*, 1(1):121–144, 2006.
- D. Blei and J. Lafferty. Dynamic topic models. In *International Conference on Machine Learning*, pages 113–120, 2006.
- D. Blei and J. Lafferty. A correlated topic model of Science. *Annals of Applied Statistics*, 1(1): 17–35, 2007.
- D. Blei, A. Ng, and M. Jordan. Latent Dirichlet allocation. *Journal of Machine Learning Research*, 3:993–1022, January 2003.
- L. Bottou. On-line learning and stochastic approximations. In *On-line Learning in Neural Networks*, pages 9–42. Cambridge University Press, 1998.
- L. Bottou. Stochastic learning. In *Advanced Lectures on Machine Learning*, pages 146–168. Springer, 2003.
- L. Bottou and O. Bousquet. Learning using large datasets. In *Mining Massive Datasets for Security*. IOS Press, 2008.
- Olivier Cappé and Eric Moulines. On-line expectation-maximization algorithm for latent data models. *Journal of the Royal Statistical Society: Series B (Statistical Methodology)*, 71(3):593–613, 2009.
- M. Collins, S. Dasgupta, and R. Schapire. A generalization of principal component analysis to the exponential family. In *Neural Information Processing Systems*, 2002.
- A. Dempster, N. Laird, and D. Rubin. Maximum likelihood from incomplete data via the EM algorithm. *Journal of the Royal Statistical Society, Series B*, 39:1–38, 1977.
- M. Do Carmo. *Riemannian Geometry*. Birkhäuser, 1992.

- A. Doucet, N. De Freitas, and N. Gordon. *An introduction to sequential Monte Carlo methods*. Springer, 2001.
- E. Erosheva. Bayesian estimation of the grade of membership model. *Bayesian Statistics*, 7:501–510, 2003.
- M. Escobar and M. West. Bayesian density estimation and inference using mixtures. *Journal of the American Statistical Association*, 90:577–588, 1995.
- T. Ferguson. A Bayesian analysis of some nonparametric problems. *The Annals of Statistics*, 1: 209–230, 1973.
- S. Fine, Y. Singer, and N. Tishby. The hierarchical hidden Markov model: Analysis and applications. *Machine Learning*, 32:41–62, 1998.
- E. Fox, E. Sudderth, M. Jordan, and A. Willsky. An HDP-HMM for systems with state persistence. In *International Conference on Machine Learning*, 2008.
- E. Fox, E. Sudderth, M. Jordan, and A. Willsky. Bayesian Nonparametric Inference of Switching Dynamic Linear Models. *IEEE Transactions on Signal Processing*, 59(4):1569–1585, 2011a.
- E. Fox, E. Sudderth, M. Jordan, and A. Willsky. A Sticky HDP-HMM with Application to Speaker Diarization. *Annals of Applied Statistics*, 5(2A):1020–1056, 2011b.
- S. Geisser. The predictive sample reuse method with applications. *Journal of the American Statistical Association*, 70:320–328, 1975.
- A. Gelfand and A. Smith. Sampling based approaches to calculating marginal densities. *Journal of the American Statistical Association*, 85:398–409, 1990.
- A. Gelman and J. Hill. *Data Analysis Using Regression and Multilevel/Hierarchical Models*. Cambridge University Press, 2007.
- S. Geman and D. Geman. Stochastic relaxation, Gibbs distributions and the Bayesian restoration of images. *IEEE Transactions on Pattern Analysis and Machine Intelligence*, 6:721–741, 1984.
- S. Gershman and D. Blei. A tutorial on Bayesian nonparametric models. *Journal of Mathematical Psychology*, 56:1–12, 2012.
- S. Gershman, M. Hoffman, and D. Blei. Nonparametric variational inference. In *International Conference on Machine Learning*, 2012.
- Z. Ghahramani and M. Beal. Variational inference for Bayesian mixtures of factor analysers. In *Neural Information Processing Systems*, 2000.
- Z. Ghahramani and M. Beal. Propagation algorithms for variational Bayesian learning. In *Neural Information Processing Systems*, pages 507–513, 2001.
- Z. Ghahramani and M. Jordan. Factorial hidden Markov models. *Machine Learning*, 31(1), 1997.
- M. Girolami and S. Rogers. Variational Bayesian multinomial probit regression with Gaussian process priors. *Neural Computation*, 18(8), 2006.

- P. Gopalan, D. Mimno, S. Gerrish, M. Freedman, and D. Blei. Scalable inference of overlapping communities. In *Neural Information Processing Systems*, 2012.
- T. Griffiths and M. Steyvers. Finding scientific topics. *Proceedings of the National Academy of Science*, 101:5228–5235, 2004.
- W. Hastings. Monte Carlo sampling methods using Markov chains and their applications. *Biometrika*, 57:97–109, 1970.
- G. Hinton and D. Van Camp. Keeping the neural networks simple by minimizing the description length of the weights. In *Computational Learning Theory*, pages 5–13. ACM, 1993.
- N. Hjort, C. Holmes, P. Muller, and S. Walker, editors. *Bayesian Nonparametrics*. Cambridge University Press, 2010.
- M. Hoffman, D. Blei, and F. Bach. On-line learning for latent Dirichlet allocation. In *Neural Information Processing Systems*, 2010a.
- M. Hoffman, D. Blei, and P. Cook. Bayesian nonparametric matrix factorization for recorded music. In *International Conference on Machine Learning*, 2010b.
- A. Honkela, M. Törnio, T. Raiko, and J. Karhunen. Natural conjugate gradient in variational inference. In *Neural Information Processing Systems*, 2008.
- T. Jaakkola. *Variational Methods for Inference and Estimation in Graphical Models*. PhD thesis, Massachusetts Institute of Technology, 1997.
- M. Jordan, editor. *Learning in Graphical Models*. MIT Press, Cambridge, MA, 1999.
- M. Jordan, Z. Ghahramani, T. Jaakkola, and L. Saul. Introduction to variational methods for graphical models. *Machine Learning*, 37:183–233, 1999.
- R. Kalman. A new approach to linear filtering and prediction problems a new approach to linear filtering and prediction problems,”. *Transaction of the AMSE: Journal of Basic Engineering*, 82: 35–45, 1960.
- D. Knowles and T. Minka. Non-conjugate variational message passing for multinomial and binary regression. In *Neural Information Processing Systems*, 2011.
- D. Koller and N. Friedman. *Probabilistic Graphical Models: Principles and Techniques*. The MIT Press, 2009.
- S. Kullback and R.A. Leibler. On information and sufficiency. *The Annals of Mathematical Statistics*, 22(1):79–86, 1951.
- P. Liang, M. Jordan, and D. Klein. Learning semantic correspondences with less supervision. In *Association of Computational Linguistics*, 2009.
- J. Mairal, J. Bach, J. Ponce, and G. Sapiro. Online learning for matrix factorization and sparse coding. *Journal of Machine Learning Research*, 11:19–60, 2010.

- J. Maritz and T. Lwin. *Empirical Bayes methods*. Monographs on Statistics and Applied Probability. Chapman & Hall, London, 1989.
- P. McCullagh and J. A. Nelder. *Generalized Linear Models*. London: Chapman and Hall, 1989.
- N. Metropolis, A. Rosenbluth, M. Rosenbluth, M. Teller, and E. Teller. Equations of state calculations by fast computing machines. *Journal of Chemical Physics*, 21:1087–1092, 1953.
- D. Mimno, M. Hoffman, and D. Blei. Sparse stochastic inference for latent Dirichlet allocation. In *International Conference on Machine Learning*, 2012.
- T. Minka and J. Lafferty. Expectation-propagation for the generative aspect model. In *Uncertainty in Artificial Intelligence (UAI)*, 2002.
- K. Murphy. *Machine Learning: A Probabilistic Approach*. MIT Press, 2012.
- R. Neal. Markov chain sampling methods for Dirichlet process mixture models. *Journal of Computational and Graphical Statistics*, 9(2):249–265, 2000.
- R. Neal and G. Hinton. A view of the EM algorithm that justifies incremental, sparse, and other variants. In *Learning in graphical models*, pages 355–368. MIT Press, 1999.
- D. Newman, A. Asuncion, P. Smyth, and M. Welling. Distributed algorithms for topic models. *Journal of Machine Learning Research*, 10:1801–1828, 2009.
- J. Paisley and L. Carin. Nonparametric factor analysis with beta process priors. In *International Conference on Machine Learning*, 2009.
- J. Paisley, D. Blei, and M. Jordan. Variational Bayesian inference with stochastic search. In *International Conference on Machine Learning*, 2012a.
- J. Paisley, C. Wang, and D. Blei. The discrete infinite logistic normal distribution. *Bayesian Analysis*, 7(2):235–272, 2012b.
- J. Paisley, C. Wang, D. Blei, and M. Jordan. Nested hierarchical Dirichlet processes. *arXiv preprint arXiv:1210.6738*, 2012c.
- G. Parisi. *Statistical Field Theory*. Perseus Books, 1988.
- J. Pearl. *Probabilistic reasoning in intelligent systems: Networks of plausible inference*. Morgan Kaufmann, 1988. ISBN 1558604790.
- C. Peterson and J. Anderson. A mean field theory learning algorithm for neural networks. *Complex Systems*, 1(5):995–1019, 1987.
- J. Pitman. *Combinatorial Stochastic Processes*. Lecture Notes for St. Flour Summer School. Springer-Verlag, New York, NY, 2002.
- J. Platt, E. Kıcıman, and D. Maltz. Fast variational inference for large-scale internet diagnosis. *Neural Information Processing Systems*, 2008.

- L. Rabiner. A tutorial on hidden Markov models and selected applications in speech recognition. *Proceedings of the IEEE*, 77:257–286, 1989.
- R. Ranganath, C. Wang, D. Blei, and E. Xing. An adaptive learning rate for stochastic variational inference. In *International Conference on Machine Learning*, 2013.
- H. Robbins and S. Monro. A stochastic approximation method. *The Annals of Mathematical Statistics*, 22(3):400–407, 1951.
- C. Robert and G. Casella. *Monte Carlo Statistical Methods*. Springer Texts in Statistics. Springer-Verlag, New York, NY, 2004.
- R. Salakhutdinov and A. Mnih. Bayesian probabilistic matrix factorization using Markov chain Monte Carlo. In *International Conference on Machine Learning*, pages 880–887, 2008.
- M. Sato. Online model selection based on the variational Bayes. *Neural Computation*, 13(7):1649–1681, 2001.
- L. Saul and M. Jordan. Exploiting tractable substructures in intractable networks. *Neural Information Processing Systems*, 1996.
- L. Saul, T. Jaakkola, and M. Jordan. Mean field theory for sigmoid belief networks. *Journal of Artificial Intelligence Research*, 4:61–76, 1996.
- J. Sethuraman. A constructive definition of Dirichlet priors. *Statistica Sinica*, 4:639–650, 1994.
- A. Smola and S. Narayanamurthy. An architecture for parallel topic models. In *Very Large Databases*, 2010.
- J. Spall. *Introduction to stochastic search and optimization: Estimation, simulation, and control*. John Wiley and Sons, 2003.
- C. Spearman. "General intelligence," objectively determined and measured. *The American Journal of Psychology*, pages 201–292, 1904.
- Y. Teh, M. Jordan, M. Beal, and D. Blei. Hierarchical Dirichlet processes. *Journal of the American Statistical Association*, 101(476):1566–1581, 2006a.
- Y. Teh, D. Newman, and M. Welling. A collapsed variational Bayesian inference algorithm for latent Dirichlet allocation. In *Neural Information Processing Systems*, 2006b.
- Y. Teh, K. Kurihara, and M. Welling. Collapsed variational inference for HDP. In *Neural Information Processing Systems*, 2007.
- M. Tipping and C. Bishop. Probabilistic principal component analysis. *Journal of the Royal Statistical Society: Series B (Statistical Methodology)*, 61(3):611–622, 1999.
- M. Wahabzada and K. Kersting. Larger residuals, less work: Active document scheduling for latent dirichlet allocation. In *European Conference on Machine Learning*, 2011.
- M. Wainwright and M. Jordan. Graphical models, exponential families, and variational inference. *Foundations and Trends in Machine Learning*, 1(1–2):1–305, 2008.

- H. Wallach, D. Mimno, and A. McCallum. Rethinking LDA: Why priors matter. In *Neural Information Processing Systems*. 2009.
- C. Wang. Variational Bayesian approach to canonical correlation analysis. *IEEE Transactions on Neural Networks*, 2006.
- C. Wang and D. Blei. Variational inference in nonconjugate models. *Journal of Machine Learning Research*, 2013.
- C. Wang, D. Blei, and D. Heckerman. Continuous time dynamic topic models. In *Uncertainty in Artificial Intelligence*, 2008.
- C. Wang, J. Paisley, and D. Blei. Online variational inference for the hierarchical Dirichlet process. In *Artificial Intelligence and Statistics*, 2011.
- S. Waterhouse, D. MacKay, and T. Robinson. Bayesian methods for mixtures of experts. *Neural Information Processing Systems*, pages 351–357, 1996.
- M. Welling and Y. Teh. Bayesian learning via stochastic gradient Langevin dynamics. In *International Conference on Machine Learning*, 2011.
- W. Wiegerinck. Variational approximations between mean field theory and the junction tree algorithm. In *Uncertainty in Artificial Intelligence*, 2000.
- E. Xing, M. Jordan, and S. Russell. A generalized mean field algorithm for variational inference in exponential families. In *Uncertainty in Artificial Intelligence*, 2003.