

# Evaluation of the neutron background in cryogenic Germanium target for WIMP direct detection when using a reactor neutrino detector as a neutron veto system

*Ye Xu\**, *Jieqin Lan*, *Yin Bai*, *Weiwei Gao*

School of Mathematics and Physics, Fujian University of Technology, Fuzhou 350118, China

## Abstract

A direct WIMP (Weakly Interacting Massive Particle) detector with a neutron veto system is designed to better reject neutrons. An experimental configuration is studied in the present paper: 984 Ge modules are placed inside a reactor neutrino detector. In order to discriminate between nuclear and electron recoil, both ionization and heat signatures are measured using cryogenic germanium detectors in this detection. The neutrino detector is used as a neutron veto device. The neutron background for the experimental design has been estimated using the Geant4 simulation. The results show that the neutron background can decrease to  $O(0.01)$  events per year per tonne of high purity Germanium. We calculate the sensitivity to spin-independent WIMP-nucleon elastic scattering. An exposure of one tonne  $\times$  year could reach a cross-section of about  $2 \times 10^{-11}$  pb.

**Keywords:** Dark matter, Neutron background, Neutrino detector, High purity germanium

PACS numbers: 95.35.+d, 95.55.Vj, 29.40.Mc

## 1 Introduction

In direct searches for WIMPs, there are three different methods used to detect the nuclear recoils, including collecting ionization, scintillation and heat signatures induced by them. The background of this detection is made up of electron recoils produced by  $\gamma$  and  $\beta$  scattering off electrons, and nuclear recoils produced by neutrons scattering elastically off target nuclei. Nuclear recoils can be efficiently discriminated from electron recoils with pulse shape discrimination, hybrid measurements and so on. The rejection powers of these techniques can even reach  $10^6$  [1, 2]. For example, the CDMS-II [1] and EDELWEISS-II [3] experiments measure both ionization and heat signatures using cryogenic germanium detectors in order

---

\*Corresponding author, e-mail address: xuy@fjut.edu.cn

to discriminate between nuclear and electron recoils, and the XENON100 [4] and ZEPLIN-III [5] experiments measure both ionization and scintillation signatures using two-phase xenon detectors. However, it is very difficult to discriminate between nuclear recoils induced by WIMPs and by neutrons. This discrimination and reduction of neutron backgrounds are the most important tasks in direct dark matter searches.

The cross-sections of neutron-nuclei interactions are much larger than those of WIMP-nuclei, so the multi-interactions between neutrons and detector components are applied to tag neutrons and thus separate WIMPs from neutrons. In the ZEPLIN-III experiment, the 0.5% gadolinium (Gd) doped polypropylene is used as the neutron veto device, and its maximum tagging efficiency for neutrons reaches about 80% [6]. In Ref. [7], the 2% Gd-doped water is used as the neutron veto, and its neutron background can be reduced to 2.2 (1) events per year per tonne of liquid xenon (liquid argon). In our past work [8], the reactor neutrino detector with 1% Gd-doped liquid scintillator (Gd-LS) is used as the neutron veto system, and its neutron background can be reduced to about 0.3 per year per tonne of liquid xenon. These neutron background events are mainly from the spontaneous fission and  $(\alpha, n)$  reactions due to  $^{238}\text{U}$  and  $^{232}\text{Th}$  in the photomultiplier tubes (PMTs) in the liquid xenon.

Because of its advantages of the low background rate, energy resolutions and low energy threshold, high purity Germanium (HPGe) is widely applied in dark matter and neutrino-less double beta decay experiments[1, 3, 9, 10, 11]. In our work, the cryogenic  $^{73}\text{Ge}$  is used as a WIMP target material and WIMPs are detected by both ionization and heat channels (like the CDMS-II and EDELWEISS-II experiments). A detector configuration that can shield and tag neutrons will better reject neutron background in dark matter experiments. The feasibility of direct WIMPs detection with the neutron veto based on the neutrino detector had been validated in our past work[8]. So, in the present paper, a neutrino detector with Gd-LS (1% Gd-doped) is still used as a neutron-tagged device and WIMP detectors with HPGe targets(called Ge modules) are placed inside the Gd-LS. Here we designed an experimental configuration: 984 Ge modules are individually placed inside four reactor neutrino detector modules which are used as a neutron veto system. The experimental hall of the configuration is assumed to be located in an underground laboratory with a depth of 910 meter water equivalent (m.w.e.), which is similar to the far hall in the Daya Bay reactor neutrino experiment[12]. The neutron background for this design are estimated using the Geant4[14] simulation.

The basic detector layout will be described in the section 2. Some features of the simulation in our work will be described in the section 3. The neutron background of the experimental configuration will be estimated in the section 4. The other background will be roughly estimated in the section 5. We give a conclusion in the section 6.

## 2 Detector description

Four identical WIMP detectors with HPGe targets are individually placed inside four identical neutrino detector modules. The experimental hall of this experimental configuration is assumed to be located in an underground laboratory with a depth of 910 m.w.e., which is similar to the far hall in the Daya Bay reactor neutrino experiment. The detector is located in a cavern of  $20 \times 20 \times 20 \text{ m}^3$ . The

four identical cylindrical neutrino modules (each 413.6 cm high and 393.6 cm in diameter) are immersed into a  $13 \times 13 \times 8 \text{ m}^3$  water pool at a depth of 2.5 meters from the top of the pool and at a distance of 2.5 meters from each vertical surface of the pool. The detector configuration is shown in Fig.1.

Each neutrino module is partitioned into three enclosed zones. The innermost zone is filled with the 1% Gd doped liquid scintillator[8](2.6 m height, 2.4 m in diameter), which is surrounded by a zone filled with unloaded liquid scintillator (LS)(35cm thickness). The outermost zone is filled with transparent mineral oil(40cm thickness)[13]. 366 8-inch PMTs are mounted in the mineral oil. These PMTs are arranged in 8 rings of 30 PMTs on the lateral surface of the oil region, and 5 rings of 24, 18, 12, 6, 3 on the top and bottom caps.

Each WIMP detector consists of an outer copper vessel(144.6 cm height, 82.8 cm in diameter and 0.8 cm thickness) which is surrounded by an Aluminum(Al) reflector(0.2cm thickness) and an inner copper vessel(116.6 cm height, 54.8 cm in diameter and 0.5 cm thickness). There is a vacuum zone between the outer and inner copper vessels (about 13 cm thickness). The part inside the inner copper vessel is made up of two components: the upper component is a cooling system with liquid Helium of very high purity(32 cm height, 54.8 cm in diameter) and the lower one is an active target of 246 Ge modules arranged in 6 columns (each column includes 4 rings of 20, 14, 6, 1). Each Ge module is made up of a copper vessel and a HPGe target: there is a HPGe target(6.2 cm height, 6.2 cm in diameter,  $\sim 1$  kg) in a 0.1 cm thick copper vessel (12.6 cm height, 6.4 cm in diameter).

### 3 Some features of simulation

The Geant4 (version 8.2) package[14] has been used in our simulations. The physics list in the simulations includes transportation processes, decay processes, low energy processes, electromagnetic interactions (multiple scattering processes, ionization processes, scintillation processes, optical processes, cherenkov processes, Bremsstrahlung processes, etc.) and hadronic interactions (lepton nuclear processes, fission processes, elastic scattering processes, inelastic scattering processes, capture processes, etc.). The cuts for the productions of gammas, electrons and positrons are 1 mm, 100  $\mu\text{m}$  and 100 $\mu\text{m}$ , respectively. The quenching factor is defined as the ratio of the detector response to nuclear and electron recoils. The Birks factor for protons in the Gd-LS is set to 0.01 g/cm<sup>2</sup>/MeV, corresponding to the quenching factor 0.17 at 1 MeV, in our simulation.

### 4 Neutron background estimation

In order to reject neutrino background, the recoil energy was set to a range from 10 keV to 100 keV in this work. Multi-scattering with the detector, neutrons can be tagged by the Ge modules each other. But there is deposit energy in only a Ge module for a WIMP interaction. Proton recoils induced by neutrons and neutron-captured signals are used to tag neutrons which reach the Gd-LS. The energy deposition produced by proton recoils is close to a uniform distribution. Neutrons captured on Gd and H lead to a release of about 8 MeV and 2.2 MeV of  $\gamma$  particles, respectively. Due to the instrumental limitations of the Gd-LS, we assume neutrons will be tagged if their energy deposition in the Gd-LS is more than 1 MeV, corresponding to 0.17 MeVee (electron equivalent energy). In the Gd-LS, it is difficult to distinguish signals induced by neutrons from electron recoils, which

are caused by the radioactivities in the detector components and the surrounding rocks. But these radioactivities can be controlled to less than  $\sim 50$  Hz according to the Daya Bay experiment[12]. If we assume a  $100 \mu\text{s}$  for neutron tagging time window, the indistinguishable signals due to the radioactivities will result in a total dead time of less than 44 hours per year.

Neutrons are produced from the detector components and their surrounding rock. For the neutrons from the surrounding rock there are two origins: first by spontaneous fission and  $(\alpha, n)$  reactions due to  $^{238}\text{U}$  and  $^{232}\text{Th}$  in the rock (these neutrons can be omitted because they are efficiently shielded, see Sec.4.2), and secondly by cosmic muon interactions with the surrounding rock.

We estimated the number of neutron background in the Ge target of one tonne. This number has been normalized to one year of data taking and are summarized in Tab.1.

## 4.1 Neutron background from detector components

Neutrons from the detector components are induced by  $(\alpha, n)$  reactions due to U and Th. According to Mei et al.[15], the differential spectra of neutron yield can be expressed as

$$Y_i(E_n) = N_i \sum_j \frac{R_\alpha(E_j)}{S_i^m(E_j)} \int_0^{E_j} \frac{d\sigma(E_\alpha, E_n)}{dE_\alpha} dE_\alpha$$

where  $N_i$  is the total number of atoms for the  $i^{\text{th}}$  element in the host material,  $R_\alpha(E_j)$  refers to the  $\alpha$ -particle production rate for the decay with the energy  $E_j$  from  $^{232}\text{Th}$  or  $^{238}\text{U}$  decay chain,  $E_\alpha$  refers to the  $\alpha$  energy,  $E_n$  refers to the neutron energy, and  $S_i^m$  is the mass stopping power of the  $i^{\text{th}}$  element.

### 4.1.1 Neutrons from copper vessels

In the copper vessels, neutrons are produced by the U and Th contaminations and emitted with their average energy of 0.81 MeV[15]. Their total volume is about  $5.4 \times 10^4 \text{ cm}^3$ . The radioactive impurities Th can be reduced to  $2.5 \times 10^{-4}$  ppb in some copper samples[16] If we conservatively assume a 0.001 ppb U/Th concentrations in the copper material[17], a rate of one neutron emitted per  $4 \times 10^4 \text{ cm}^3$  per year is estimated[7]. Consequently, there are 1.3 neutrons produced by the all copper vessels per year.

The simulation result is summarized in Tab.1. 0.39 neutron events/(ton·yr) reach the HPGe targets, their energy deposition falls in the same range as that of the WIMP interactions and there is deposit energy in only a Ge module (see Tab.1). As 0.01 of them are not tagged in the Gd-LS, these background events cannot be eliminated. The uncertainty of the neutron background from the copper vessels are from the binned neutron spectra in the Ref.[15]. But the neutron background errors from the statistical fluctuation (their relative errors are less than 1%) are too small to be taken into account.

### 4.1.2 Neutrons from front-end electronics

The U and Th contaminations in the Copper material are considered as the only neutron source in the front-end electronics in the Ge modules. If we assume that a 2 ppb U/Th concentrations in the copper material and their total volume with

about  $500 \text{ cm}^3$ , there are 25 neutrons produced by the all front-end electronics per year.

The simulation result is summarized in Tab.1. 1.70 neutron events/(ton·yr) reach the HPGe targets, their energy deposition falls in the same range as that of the WIMP interactions and there is deposit energy in only a Ge module (see Tab.1). As 0.038 of them are not tagged in the Gd-LS, these background events cannot be eliminated. The uncertainty of the neutron background from the copper vessels are from the binned neutron spectra in the Ref.[15]. But the neutron background errors from the statistical fluctuation (their relative errors are less than 1%) are too small to be taken into account.

### 4.1.3 Neutrons from other components

The U and Th contaminations in other detector components also contribute to the neutron background in our experiment setup. Neutrons from the aluminum reflectors are emitted with the average energy of 1.96 MeV[15]. The U and Th contaminations in the carbon material are considered as the only neutron source in the Gd-LS/LS. Neutrons from the Gd-LS/LS are emitted with the average energy of 5.23 MeV[15]. The U and Th contaminations in the quartz material are considered as the only neutron source in the PMTs in the oil. Neutrons from PMTs are emitted with the average energy of 2.68 MeV[15]. The U and Th contaminations in the iron material are considered as the only neutron source in the stainless steel tanks. Neutrons from the stainless steel tanks are emitted with the average energy of 1.55 MeV[15]. We evaluated the neutron background from the above components using the Geant4 simulation. All the nuclear recoils in the HPGe targets, which is in the same range as that of the WIMP interactions and there is deposit energy in only a Ge module, are tagged. The neutron background from these components can be ignored.

## 4.2 Neutron background from natural radioactivity in the surrounding rock

In the surrounding rock, almost all the neutrons due to natural radioactivity are below 10 MeV [7, 18]. Water can be used for shielding neutrons effectively, especially in the low energy range of less than 10 MeV [19]. The Ge detectors are surrounded by about 2.5 meters of water and more than 1 meter of Gd-LS/LS, so these shields can reduce the neutron contamination from the radioactivities to a negligible level.

## 4.3 Neutron background due to cosmic muons

Neutrons produced by cosmic muon interactions constitute an important background component for dark matter searches. These neutrons with a hard energy spectrum extending to several GeV energies, are able to travel far from produced vertices.

The total cosmogenic neutron flux at a depth of 910 m.w.e. is evaluated by a function of the depth for a site with a flat rock overburden [20], and it is  $1.31 \times 10^{-7} \text{ cm}^{-2} \text{ s}^{-1}$ . The energy spectrum (see Fig.2) and angular distribution of these neutrons are evaluated at the depth of 910 m.w.e. by the method in [20, 21]. The neutrons with the specified energy and angular distributions are sampled on the

surface of the cavern, and the neutron interactions with the detector are simulated with the Geant4 package. Tab.1 shows that 31.5 neutron events/(ton·yr) reach the HPGe targets, their energy deposition is in the same range as that of the WIMP interactions and there is deposit energy in only a Ge module. 0.24 of them are not tagged by the Gd-LS/LS. Muon veto systems can tag muons very effectively, thereby most cosmogenic neutrons can be rejected. The water Cherenkov detector in our simulation are used to tag cosmic muons and then reject them. These detectors are similar to the ones in the Daya Bay experiment, and the muon rejection is consistent with the result of the Daya Bay experiment, that is the contamination level can even be reduced by a factor of about 30[12]. This could lead to the decrease of cosmogenic neutron contamination to 0.008 events/(ton·yr). The uncertainties of the cosmogenic neutron background in Tab.1 are from the statistical fluctuation.

## 5 Rough estimation of other background

Besides neutron background, other background events are mainly from reactor neutrino events and electron recoils in the experimental design in the present paper. The contamination caused by electron recoils consists of bulk electron recoil events and surface events.

### 5.1 Contamination due to reactor neutrino events

Since neutrino detectors are fairly close to nuclear reactors (about 2 kilometers away) in reactor neutrino experiments, a large number of reactor neutrinos will pass through the detectors, and nuclear recoils will be produced by neutrino elastic scattering off target nucleus in the WIMP detectors. Although neutrinos may be a source of background for dark matter searches, they can be reduced to a negligible level by setting the recoil energy threshold of 10 keV[22]. Besides, nuclear recoils may also be produced by low energy neutrons produced by the inverse  $\beta$ -decay reaction  $\bar{\nu}_e + p \rightarrow e^+ + n$ . But their kinetic energies are almost below 100 keV[23], and their maximum energy deposition in the WIMP detectors is as large as a few keV. Thus the neutron contamination can be reduced to a negligible level by the energy threshold of 10 keV.

### 5.2 Contamination due to electron recoils

Nuclear recoils can be efficiently discriminated from electron recoils with hybrid measurements. The cryogenic Ge detectors measure both ionization and heat signatures, and the rejection power against electron recoil events can reach  $10^6$ [1]. The surviving electron recoils are mainly from surface events by this technique. Particle interactions may suffer from a suppressed ionization signal if the interactions occur in the first few microns of the crystal surfaces. For events interacting in the first few microns the ionization loss is sufficient to misidentified these as nuclear recoils. And they are referred to as surface events, which mainly occur due to radioactive contamination on Ge crystal surfaces[24]. The radioisotope  $^{210}\text{Pb}$  is a major component of the surface events, which plate-out from radon exposure during detector production[25]. Here we assume that the surface event rate is about 1 counts/Ge module/day, according to the ref.[26]. Considering the rejection power

against electron recoils with  $O(10^6)$ , we roughly estimate that the surface event contamination is about 0.4 events/(ton·yr).

## 6 Conclusion and discussion

The neutron background can be effectively suppressed by the neutrino detector used as the neutron veto system in direct dark matter searches. Tab.1 shows the total neutron contamination are 0.056 events/(ton·yr). And compared to Ref.[8], it is reduced by a factor of about 5. This decrease is caused by the reason that the neutron contamination is mainly from the PMTs in the Xenon detector, but there are no photomultiplier tubes (PMTs) in the HPGe detector. According to our work, the neutron background is mainly from its front-end electronics in this configuration with the HPGe targets. Compared to electron recoils[11], the estimated neutron contamination in the paper can be ignored. After finishing a precision measurement of the neutrino mixing angle  $\theta_{13}$ , we can utilize the existing experiment hall and neutrino detectors. This will not only save substantial cost and time for direct dark matter searches, but the neutron background could also decrease to  $O(0.01)$  events per year per tonne of HPGe in the case of the Daya Bay experiment. According to Ref.[20], The neutron fluxes in the RENO (in an underground laboratory with a depth of 450 m.w.e.), Double CHOOZ (in an underground laboratory with a depth of 300 m.w.e.) experiments[27, 28] are respectively about 5 and 3 times more than that of the Daya Bay experiment. So their neutron backgrounds are roughly estimated to be about 0.1 events/(ton·yr), if their detector configurations are the same as the one described above. In the case of the CDMSII (in an underground laboratory with a depth of 2100 m.w.e.)[1], its neutron flux is reduced by a factor of about 10. If its detector is the same as the one described above, its neutron background is roughly estimated to be about 0.05 events/(ton·yr) (its cosmogenic neutron background can be ignored.)

To evaluate the detector capability of directly detecting dark matter, we assume a standard dark matter galactic halo[29], an energy resolution that amounts to 25% for the energy range of interest and 32% nuclear recoil acceptance[30].

If no signals are significantly observed, a sensitivity to WIMP-nucleon spin-independent elastic scattering can be calculated via the same method as Ref.[31]. Our calculation shows that an exposure of one tonne  $\times$  year could reach a cross-section of about  $2 \times 10^{-11} pb$  at the 90% confidence level (see Fig.3).

## 7 Acknowledgements

This work was supported by the National Natural Science Foundation of China (NSFC) under the contract No. 11235006, the Science Fund of Fujian University of Technology under the contract No. GY-Z14061 and the Natural Science Foundation of Fujian Province in China under the contract No. 2015J01577.

## References

- [1] Z. Ahmed, et al., *Science* 327, 1619 (2010)
- [2] W.H.Lippincott, et al., *Phys. Rev. C* 78, 035801 (2008)
- [3] E. Armengaud, et al., *Phys. Lett. B* 702, 329 (2011)
- [4] E. Aprile, et al., *Astropart. Phys.* 35, 573 (2012)
- [5] D. Akimov, et al., *Phys. Lett. B* 709, 14 (2012)
- [6] D. Akimov, et al., *Astropart. Phys.* 34, 151 (2010)
- [7] A. Bueno, M. C. Carmona and A. J. Melgarejo, *JCAP*. 08, 019 (2008).
- [8] Ye Xu, et al., *JCAP* 06, 009 (2011)
- [9] I. Abt, M. Altmann, et al., *Nucl. Phys. B Proceedings Supplements* 145, 242-245 (2005)
- [10] Qian Yue and Henry T. Wong, Dark Matter Search with sub-keV Germanium Detectors at the China Jinping Underground Laboratory, arXiv: 1201.5373
- [11] C.E.Aalseth, et al., *Phys. Rev. Letts.* 107, 141301 (2011)
- [12] Daya Bay Collaboration, arXiv:hep-ex/0701029v1; F.P. An, et al., *Phys. Rev. Letts.* 108, 171803 (2012)
- [13] Ye Xu, et al., *Nucl. Meth. and Instr. A* 592, 451-455 (2008)
- [14] S. Agostinelli, et al., *Nucl. Instru. Meth. A* 506, 250 (2003)
- [15] D. M. Mei, C. Zhang and A. Hime, *Nucl. Instrum. Meth. A* 606, 651 (2009)
- [16] Marin E. Keillor, et al., *J. Radioanal. Nucl. Chem.* 282, 703-708 (2009)
- [17] D. S. Leonard, et al., *Nucl. Instrum. Meth. A* 591, 490 (2008)
- [18] M. J. Carson, et al., *Astropart. Phys.* 21, 667 (2004)
- [19] J. M. Carmona, et al., *Astropart. Phys.* 21, 523 (2004)
- [20] D. M. Mei and A. Hime, *Phys. Rev. D* 73, 053004 (2006)
- [21] Y.F.Wang, et al., *Phys. Rev. D* 64, 013012 (2001)
- [22] Jocelyn Monroe and Peter Fisher, *Phys. Rev. D* 76, 033007 (2007)
- [23] M. Apollonio, et al., CHOOZ Collaboration, *Eur. Phys. J. C* 27, 331-374(2003), arXiv: hep-ex/0301017
- [24] T. Bruch, for the CDMS Collaboration, the Proc. of the 4th PATRAS Workshop on Axions, WIMPs and WISPs DESY, 18-21 June 2008, arXiv:0809.4186
- [25] D.S.Akerib, et al., the CDMS Collaboration, *NIMA* 559,411-413 (2006)



- 
- [26] T. Bruch, for the CDMS Collaboration, the Proc. of the 5th Patras Workshop on Axions, WIMPs and WISPs, Durham, England, 13-17 July 2009, arXiv:1001.3037
- [27] J.K. Ahn, et al., Phys. Rev. Letts. 108, 191802 (2012)
- [28] F. Ardellier, et al., Double Chooz: A Search for the Neutrino Mixing Angle  $\theta_{13}$ , arXiv: hep-ex/0606025
- [29] J. D. Lewin and P. F. Smith, Astropart. Phys. 6, 87 (1996)
- [30] Z. Ahmed, et al., the CDMS Collaboration, Science 327, 1619-1621 (2010), arXiv:0912.3592
- [31] G.J.Feldman and R.D.Cousins, Phys. Rev. D57, 3873 (1998)
- [32] <http://pisrv0.pit.physik.uni-tuebingen.de/darkmatter/limits/index.php>

	$10\text{keV} < E_{recoil} < 100\text{keV}$ and only a Ge module	Not Tagged
copper vessels	$0.39 \pm 0.02$	$0.01 \pm 0.004$
front-end electronics	$1.70 \pm 0.06$	$0.038 \pm 0.01$
cosmic muons	$31.5 \pm 1.59$	$0.24 \pm 0.14$
muon veto	$1.05 \pm 0.29$	$0.008 \pm 0.025$
total(muon veto)	$3.1 \pm 0.30$	$0.056 \pm 0.027$

Tab. 1: Estimation of neutron background from different sources for an underground laboratory at a depth of 910 m.w.e. The column labeled " $10\text{keV} < E_{recoil} < 100\text{keV}$  and only a Ge module" identifies the number of neutrons whose energy deposition in the Ge is in the same range as WIMP interactions and there is deposit energy in only a Ge module. The column labeled "Not Tagged" identifies the number of neutrons which are misidentified as WIMP signatures (their energy deposition in the Ge is in the same range as WIMP interactions while their recoil energies in the Gd-LS/LS are less than the energy threshold of 1 MeV). The row labeled "copper vessel" identifies the number of neutrons from the copper vessels. The row labeled "front-end electronics" identifies the number of neutrons from the front-end electronics. The row labeled "cosmic muons" identifies the number of cosmogenic neutrons in the case of not using the muon veto system. The row labeled "muon veto" identifies the number of cosmogenic neutrons in the case of using the muon veto system. We assume that neutron contamination level from cosmic muons decreases by a factor of 30 using a muon veto system. Only the total background in the case of using the muon veto system is listed in this table. The terms after  $\pm$  are errors.

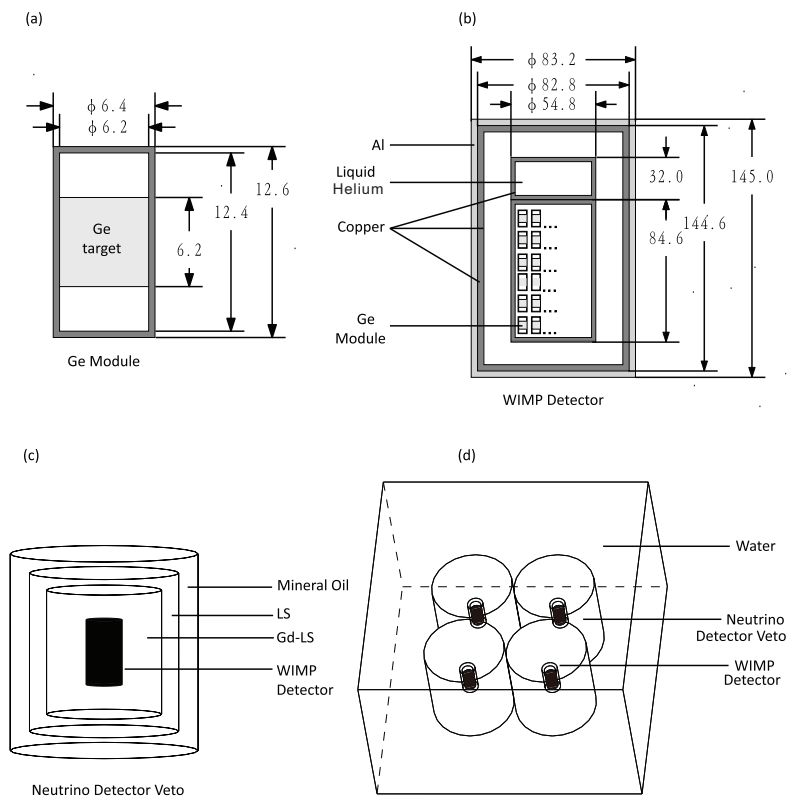


Fig. 1: (a): Ge Module with HPGe material(length unit, cm), (b): WIMP detector with 246 Ge Modules(length unit, cm), (c): a neutrino detector where a WIMP detector is placed, (d): four WIMP detectors individually placed inside four neutrino detectors in a water shield.

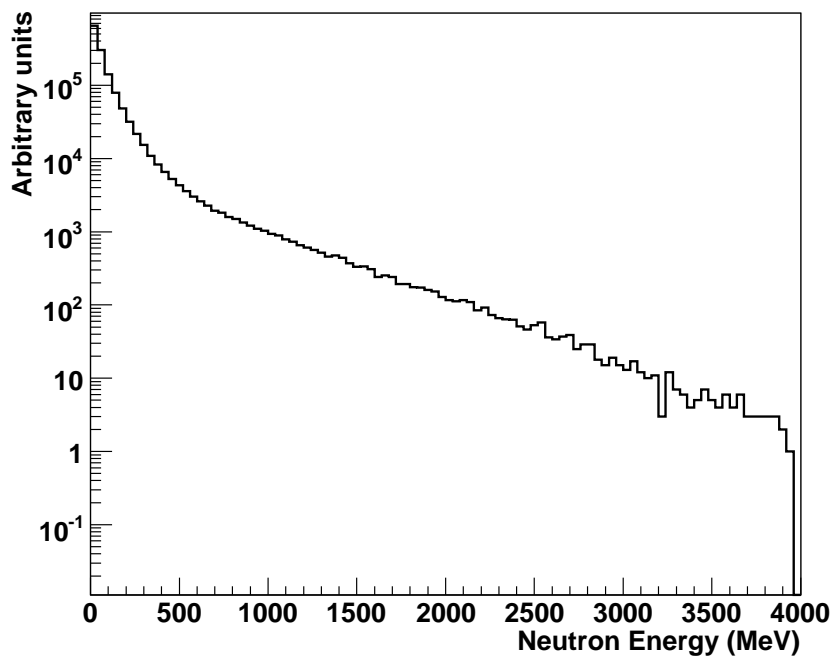


Fig. 2: The energy spectrum of cosmogenic neutrons at depth of 910 m.w.e.

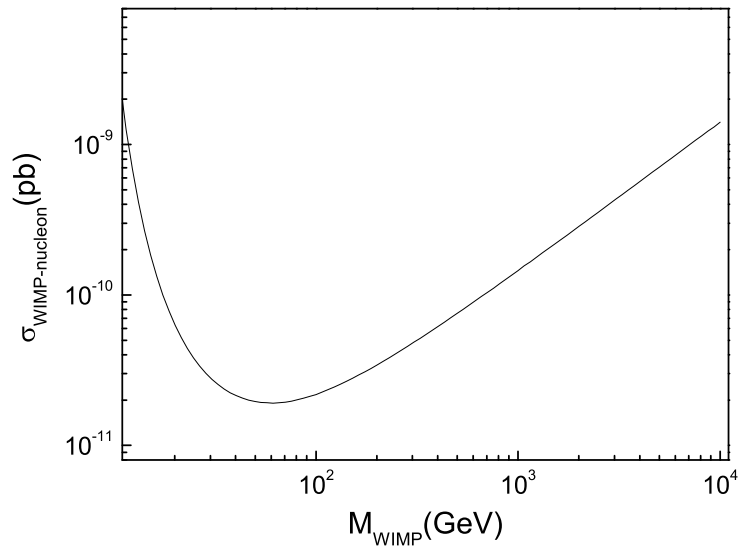


Fig. 3: We calculate the sensitivity to spin-independent WIMP-nucleon elastic scattering assuming an exposure of one tonne  $\times$  year. The calculation shows this exposure could reach a cross-section of about  $2 \times 10^{-11} \text{ pb}$  at the 90% confidence level. The tool from Ref.[32] has been used.