

The radius of baryonic collapse in disc galaxy formation

Susan A. Kassin,^{1*†} Julien Devriendt,² S. Michael Fall,³ Roelof S. de Jong,⁴
Brandon Allgood,^{5,6} & Joel R. Primack⁵

¹ *Astrophysics Science Division, Goddard Space Flight Center, Code 665, Greenbelt, MD 20771, USA*

² *Sub-Department of Astrophysics, University of Oxford, Denys Wilkinson Building, Keble Road, Oxford OX1 3RH, UK*

³ *Space Telescope Science Institute, 3700 San Martin Drive, Baltimore, MD 21218, USA*

⁴ *Astrophysikalisches Institut Potsdam (AIP), An der Sternwarte 16, 14482 Potsdam, Germany*

⁵ *Department of Physics, University of California, Santa Cruz, 1156 High Street, Santa Cruz, CA 95064, USA*

⁶ *currently at: Numerate Inc., 1150 Bayhill Drive, San Bruno, CA 94066, USA*

18 February 2022

ABSTRACT

In the standard picture of disc galaxy formation, baryons and dark matter receive the same tidal torques, and therefore approximately the same initial specific angular momentum. However, observations indicate that disc galaxies typically have only about half as much specific angular momentum as their dark matter haloes. We argue this does not necessarily imply that baryons lose this much specific angular momentum as they form galaxies. It may instead indicate that galaxies are most directly related to the inner regions of their host haloes, as may be expected in a scenario where baryons in the inner parts of haloes collapse first. A limiting case is examined under the idealised assumption of perfect angular momentum conservation. Namely, we determine the density contrast Δ , with respect to the critical density of the Universe, by which dark matter haloes need to be defined in order to have the same average specific angular momentum as the galaxies they host. Under the assumption that galaxies are related to haloes via their characteristic rotation velocities, the necessary Δ is ~ 600 . This Δ corresponds to an average halo radius and mass which are $\sim 60\%$ and $\sim 75\%$, respectively, of the virial values (i.e., for $\Delta = 200$). We refer to this radius as the radius of baryonic collapse R_{BC} , since if specific angular momentum is conserved perfectly, baryons would come from within it. It is not likely a simple step function due to the complex gas physics involved, therefore we regard it as an effective radius. In summary, the difference between the predicted initial and the observed final specific angular momentum of galaxies, which is conventionally attributed solely to angular momentum loss, can more naturally be explained by a preference for collapse of baryons within R_{BC} , with possibly some later angular momentum transfer.

Key words: galaxies – formation, galaxies – evolution, galaxies – kinematics and dynamics, galaxies – fundamental properties.

1 INTRODUCTION

In the standard picture of disc galaxy formation (e.g., Fall & Efstathiou 1980; Dalcanton, Spergel, & Summers 1997; Mo, Mao, & White 1998), galaxies consist of a dissipative baryonic component and a non-dissipative dark matter component. Galaxies form hierarchially, and in this process, baryons and dark matter acquire the same specific angular momentum (j) via tidal-torques. This is because tidal-torques are most effective in the linear and the trans-linear regimes, when baryons and dark matter are well-mixed.

The dark matter then collapses non-dissipatively, and the baryons dissipatively, likely with some cloud-cloud collisions and possibly shocks (processes which are expected to rearrange j but not remove it). The baryons form rotating centrifugally-supported discs at the centres of the potential wells. For a review of this scenario see Fall (2002). This standard picture is able to correctly predict galaxy properties such as scale-lengths and sizes if the baryons retain most of their initial j . It has been extended to include additional physics effects and larger samples of galaxies by e.g., White & Frenk (1991), Cole et al. (1994), Somerville & Primack (1999), de Jong & Lacey (2000), Van den Bosch (2001), Hatton et al. (2003), and Dutton (2009).

In order for this scenario to correctly predict galaxy

* NASA Postdoctoral Program Fellow

† E-mail: susan.kassin@nasa.gov

properties, the baryons must retain a large fraction of their initial angular momentum. However, early numerical simulations of galaxy formation contradicted this expectation (Katz & Gunn 1991; Navarro & Benz 1991; Navarro & White 1994). They found a factor of ~ 30 loss of angular momentum for simulated galaxies, and referred to this as an “angular momentum catastrophe.” As simulations improved over the years, it became clear that much of this catastrophe was actually a numerical artifact: too little resolution and too much numerical viscosity (see e.g., Governato et al. 2010; Brooks et al. 2011; Kereš et al. 2011; Brook et al. 2011; Kimm et al. 2011, and references therein). Another possible contribution to solving the angular momentum problem may be through feedback effects which can delay baryons from falling onto discs (e.g., Weil, Eke, & Efstathiou 1998; Sommer-Larsen, Gelato, & Vedel 1999; Eke, Efstathiou, & Wright 2000; Thacker & Couchman 2001). With high numerical resolution and some feedback, galaxy simulations are now at a stage where angular momentum loss may be a relatively minor problem. In this paper, we explore another option: that the discs of galaxies draw baryons mainly from the inner parts of dark matter haloes. Some of the baryons in the outer parts may have not yet collapsed onto the discs.

The angular momentum catastrophe prompted comparisons of the j of simulated *haloes* to that of observed galaxies. In these studies, the j of dark matter haloes is measured out to the virial radius, R_{Vir} , which is standardly defined as $R_{\Delta=200}$, and is the effective radius at which the dark matter ceases to collapse into the halo. Navarro & Steinmetz (2000) and Burkert & D’Onghia (2004) found that observed galaxies have 45% and 70% of the j of their expected host haloes in simulations, respectively, under the assumptions that galaxies can be related to simulated host haloes via characteristic rotation velocities directly and via a scaling factor, respectively. Recently, Dutton & van den Bosch (2012) found that the spin parameters of observed galaxies are $\sim 60\%$ of those of simulated haloes. These studies are consistent once differences in assumptions and approximations are accounted for.

Studies which compare the total j predicted for haloes by numerical simulations to that observed for galaxies all assume that the effective outer halo radius from which the baryons collapse (defined here as R_{BC}) is equal to R_{Vir} . Because baryons in the inner parts of haloes will have higher cooling rates and more frequent cloud-cloud collisions, it is reasonable to expect that they form the galaxies, and that baryons from larger radii are not captured. Although R_{Vir} has traditionally been identified with R_{BC} , these two radii are governed by different physics (dissipative versus non-dissipative), and need not be related, as emphasized by Fall (2002). The only requirement is that R_{BC} must be interior to R_{Vir} , since baryons cannot collapse from unvirialized regions. The purpose of this paper is to determine the effect of relaxing the assumption that R_{Vir} and R_{BC} are equal on the difference in j between galaxies and haloes. We assume for simplicity that the boundary between the collapsed and uncollapsed baryons is a sharp one. In reality, it will be a gradual boundary because some of the baryons in the halo within R_{BC} might not collapse, and some baryons outside of R_{BC} might. Therefore, we regard R_{BC} as the effective boundary between these two regions.

In this paper, we ask the following question: If galaxies

formed from all the baryons in haloes out to R_{BC} , and beyond this radius the baryons remained in the halo, what is the value of R_{BC} required to match the j of galaxies? We address this question by comparing the j observed for disc galaxies with that of their expected dark matter haloes measured within a range of halo radii. For disc galaxies, j can be measured from observations of surface brightness profiles and rotation curves. For dark matter haloes, we must resort to numerical simulations.

This paper is organised as follows: In §2, we measure j of dark matter haloes in a cosmological dark matter-only simulation. We investigate its dependence on the halo radius within which j is measured and the halo radius at which the rotation velocity is measured. The resulting predictions of dark matter halo j are compared to j measured for a large observational sample of local galaxies for which the completeness is known in §3. A discussion of the results is in §4. We adopt a Λ CDM concordance universe ($\Omega_m = 0.24, \Omega_\Lambda = 0.76, h = H_0/[100 \text{ km s}^{-1} \text{ Mpc}^{-1}] = 0.73, \sigma_8 = 0.77, n = 0.958$), i.e., within one standard deviation of both the WMAP 3 and 5 year best estimates (Spergel et al. 2007; Dunkley et al. 2009). All logarithms are base ten.

2 N-BODY SIMULATION OF DARK MATTER HALOES

To quantify the dependence of dark matter halo j on how the outer radius of a halo is defined, we look to a suite of cosmological N-body simulations of dark matter haloes. These simulations include only dark matter and gravity (i.e., neither baryons nor hydrodynamics). As discussed in the Introduction, if the baryons in a given dark matter halo are initially distributed in the same manner as the dark matter, and they later cool to form a disc while conserving j , then the j of the galaxy should be equal to that of the virialized region of the dark matter halo. However, if baryons collapse progressively from the inner to the outer parts of haloes, and they have not finished collapsing (or, if some baryons never collapse), then galaxy j may be expected to reflect that of dark matter haloes within a given radius, R_{BC} .

To predict the distribution of j among dark matter haloes, a large N-body simulation is needed which can model the acquisition of angular momentum for even the slowest rotating galaxies in our sample (125 km s^{-1} ; §3). The simulation we adopt is part of the Horizon Project suite (<http://www.projet-horizon.fr>). This follows the evolution of a cubic cosmological volume of $100 h^{-1} \text{ Mpc}$ on a side (comoving) containing ~ 134 million dark matter particles (512^3). It starts at $z = 99$ and is evolved using the publicly available treecode Gadget 2 (Springel 2005) with a softening length of $5 h^{-1} \text{ kpc}$ (co-moving). The adopted cosmology results in a dark matter particle mass of $6.83 \times 10^8 M_\odot$. Dark matter haloes and the subhaloes they contain are identified with the **AdaptaHOP** algorithm (Aubert et al. 2004). The halo centres are positioned on the densest dark matter particle located in the most massive substructure (see Tweed et al. 2009 for details). The total number of haloes and subhaloes in the simulation volume at $z = 0$ with more than 100 particles within R_{200} and with circular velocities at this radius which are greater than 100 km s^{-1} is 9661.

The j of a halo is measured within a range of radii

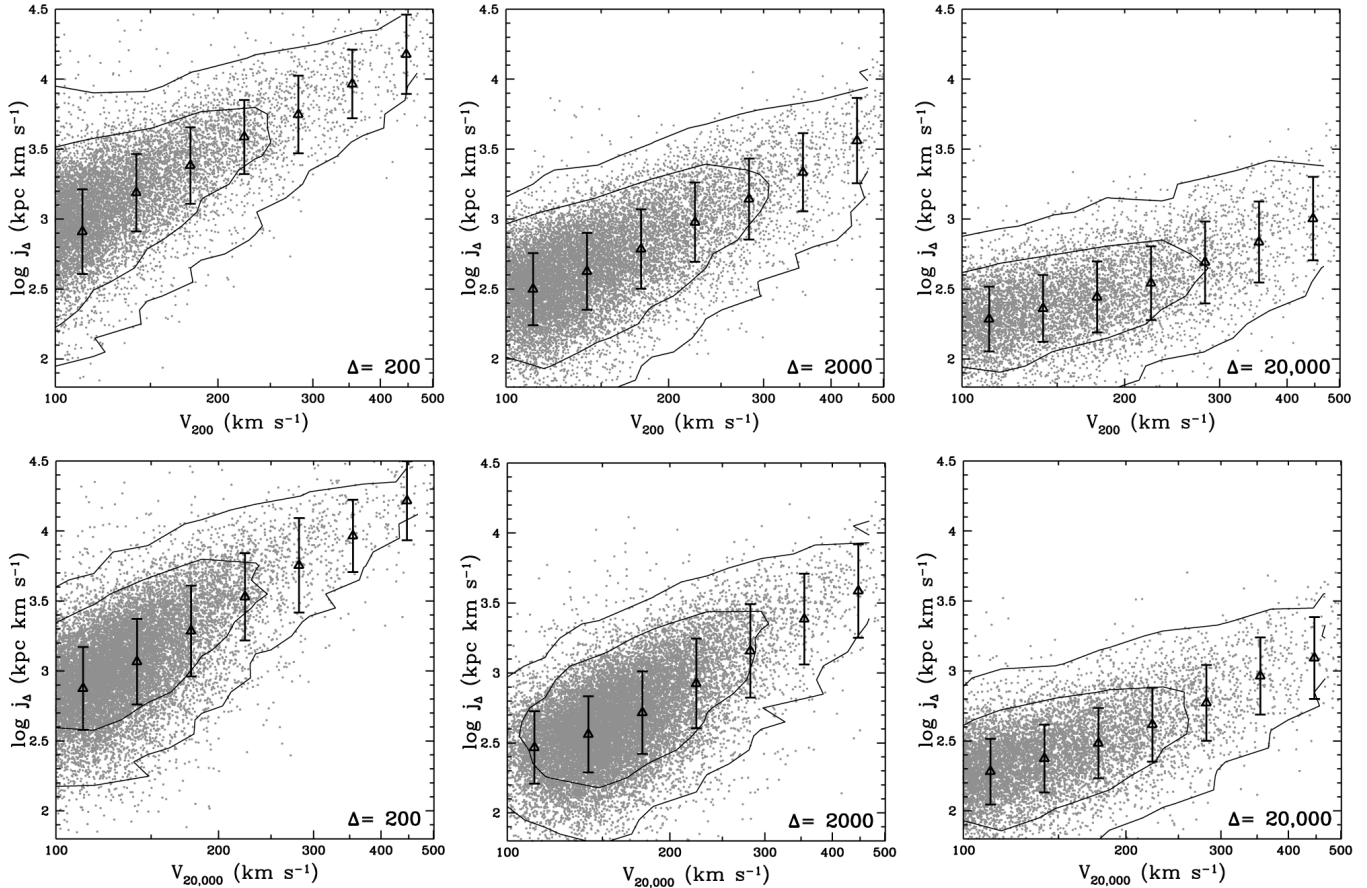


Figure 1. For simulated dark matter haloes at $z = 0$, the relations between j_Δ (for $\Delta = 200, 2000$, and $20,000$) and rotation velocities V_{200} and $V_{20,000}$ are shown. Individual haloes are plotted as grey points, binned averages are shown as black triangles, and the rms scatter is shown as black error bars. Contours in volume density are shown for 2 and 20×10^{-5} haloes per 0.1 in $\log j_\Delta$ and per $0.1 \log V$, per Mpc^3 . The shapes of the distributions are similar for j_Δ whether V_{200} or $V_{20,000}$ is adopted. As Δ increases, the normalisation of the relation between j_Δ and V decreases, but the slope and scatter do not change greatly. Similar relations are found for V_{2000} , but are not shown to avoid redundancy.

as follows. First, the halo is divided into 100 radial ellipsoidal shells, where the axis ratios of the ellipsoid are obtained by computing the inertial tensor of all the particles in the halo. Halo circular radii are defined as the cube root of the radii of the three major axes of each ellipsoid. Next, the vector angular momentum of the particles in each shell is calculated, and the angular momenta of the shells is summed vectorially from the inner-most shell to the radii specified before taking its modulus. The mass of a halo is measured in an analogous manner, and j is simply the angular momentum divided by the mass within a given radius. Selected radii, R_Δ , are defined by the density of the haloes with respect to the critical density of the universe ($\Delta \equiv \bar{\rho}(r < R_\Delta)/\rho_{\text{crit}}$). Specific angular momenta measured within these radii are defined as j_Δ . Circular velocities at these radii are $V_\Delta = (GM_\Delta/R_\Delta)^{1/2}$, where M_Δ and R_Δ are the mass and radius of the halo defined by Δ , and G is the gravitational constant. The ranges of Δ , R_Δ/R_{200} , and M_Δ/M_{200} probed are 50 – $20,000$, 1.70 – 0.09 , and 1.24 – 0.13 , respectively.

In Figure 1, relations between halo j_Δ and V_Δ are

shown.¹ Halo j is measured within R_{200} , R_{2000} , and $R_{20,000}$, and halo V is measured at R_{200} and $R_{20,000}$. We do not show results for halo V measured at R_{2000} since they do not differ significantly from those for R_{200} or $R_{20,000}$. The radii R_{2000} and $R_{20,000}$ correspond to 34% and 9% of R_{200} , respectively, on average. Only haloes with more than 100 particles are retained, except for measurements of $j_{20,000}$ and $V_{20,000}$ for which haloes with more than 50 particles are used. For these 50-particle haloes, the intrinsic relations remain the same, but the scatter is increased slightly due to increased Poisson noise. The shapes of all the distributions are similar in terms of slope and scatter, and are therefore approximately independent of the radius for which j or V are measured. The slope flattens slightly with increasing Δ , and the scatter remains about the same. We will quantify this in the following

¹ There is a drawback to a plot of j versus V , namely both axes incorporate factors of V , and a relation is expected by construction (e.g., Freeman 1970). Because the local relation between galaxy V and stellar mass is tight (e.g., Bell & de Jong 2001; Kassin, de Jong, & Weiner 2006), there is a similarly tight relation between j and stellar mass (e.g., Fall 1983), which is not expected by construction.

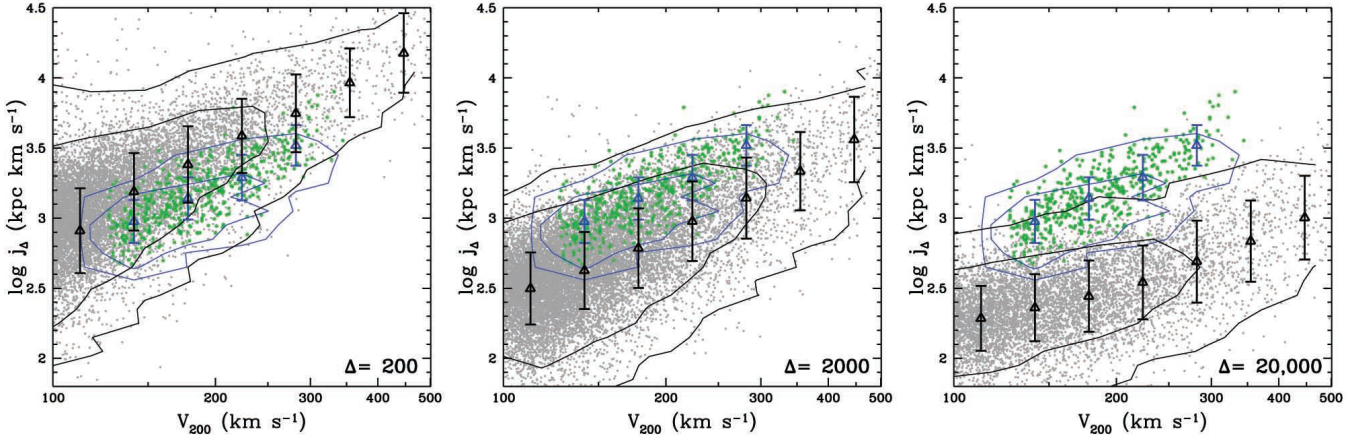


Figure 2. These plots are the same as in Figure 1 for V_{200} , except here observed galaxies are also shown (V_{flat} of the galaxies is adopted as a characteristic rotation velocity and is plotted on the horizontal axis). Individual galaxies are plotted as green points, and contours in volume density are shown in blue for 2 and 20×10^{-5} galaxies per 0.1 in $\log j_{\Delta}$ and per 0.1 in $\log V_{200}$ per Mpc^3 . Binned averages for the galaxies are shown as blue triangles, and the rms scatter is denoted by error bars. The scatter in j for galaxies is about half of that of the haloes. Under the assumption that characteristic galaxy and halo rotation velocities are equal (i.e., $V_{flat} = V_{200}$), galaxies have on average a factor of ~ 2 less j than haloes defined with $\Delta = 200$, a factor of ~ 2 more j than haloes defined with $\Delta = 2000$, and a factor of ~ 5.6 more j than haloes defined with $\Delta = 20,000$.

section. However, the normalisation is strongly dependent on Δ : it decreases by factors of ~ 3 and ~ 6 for 10 and 100-fold increases in Δ , respectively. A decreasing normalisation with increasing Δ is a consequence of how angular momentum is distributed in galactic haloes, with most of the angular momentum located in the outer parts. As we increase Δ , we exclude more and more of the outer parts of the haloes, and the angular momenta decrease, as illustrated by the simple analytic treatment in Fall (1983, Section 4). In this paper, we quantify this decrease more precisely using numerical simulations.

3 COMPARISON WITH OBSERVATIONS OF DISC GALAXIES

The goal of this section is to place measurements for disc galaxies on Figure 1. To do so, we need to (1) adopt a galaxy sample for which the completeness is well-defined and which has the necessary data available to derive circular velocities and j , and (2) relate galaxies to simulated host dark matter haloes.

To address the first need, a large sample of 456 galaxies from Mathewson, Ford, & Buchhorn (1992) and completeness measurements from de Jong & Lacey (2000) are adopted. Details of this sample are given below. The large size of the data available for the sample necessitates simple estimates of j . Therefore, we estimate j as $2V_{flat}r_d$, where V_{flat} is the rotation velocity on the flat part of the rotation curve and r_d is the scale-length of the galaxy disc. This approximation is exact for an exponential disc and a flat rotation curve. Uncertainties in estimates of j are $\sim 15\%$, which are dominated by errors in measurements of r_s (mainly due to errors in sky background subtraction) and galaxy distances. There are two minor effects on estimates of j , which we do not take into account, but which work in opposite directions. On the one hand, galaxies have rising rotation curves in their centres, and this causes the

formula to slightly overestimate j . On the other hand, most galaxies are expected to have extended gas discs, but with very little mass, which would cause the formula to slightly underestimate j .

The galaxy sample used is a sub-sample of the ESO-Uppsala Catalog of Galaxies (Lauberts 1982) which was selected by eye from photographic plates. It is only incomplete for very late Hubble types ($T > 6$, i.e., later than Scd; de Jong & Lacey 2000). Values of V_{flat} were determined from optical and radio observations. For the optical data, V_{flat} was defined as half the difference between the maximum and minimum velocities of the H α rotation curves. For the radio data, V_{flat} was defined as half the width of the HI profile between points where the intensity falls to 50% of the highest values; these values were then corrected for dispersion and converted to optical rotation velocities by multiplying by 1.03 and then subtracting 11 km s^{-1} (see §3.4 and Figure 5 of Mathewson, Ford, & Buchhorn 1992). Disc half light radii, which are the result of I -band bulge-disc decompositions from de Jong & Lacey (2000), are converted to disc scale lengths by dividing by 1.679 (the exact ratio of the half-mass radius to the scale radius for a pure exponential disc). Only those galaxies with rotation velocities greater than 125 km s^{-1} are used. This helps us to avoid galaxies with rotation curves which do not flatten out at the radii measured. The distribution of galaxies in j versus V_{flat} does not differ significantly from the galaxy sample commonly used in the literature (Courteau et al. 2007), but it has a better completeness.

To address the second need, and relate galaxies to the dark matter haloes in Figure 1, we assume for simplicity that the characteristic rotation velocity of a galaxy (which we take to be V_{flat}) and that of its host halo at R_{200} are equal. For a massless disc in a Navarro, Frenk, & White (1996) halo, V_c at the location of the galaxy can be about half its value at R_{200} . However, the self-gravity of the baryons is expected to increase V_c in the inner parts of haloes. The amount by which it increases is difficult to calculate theoretically, so we

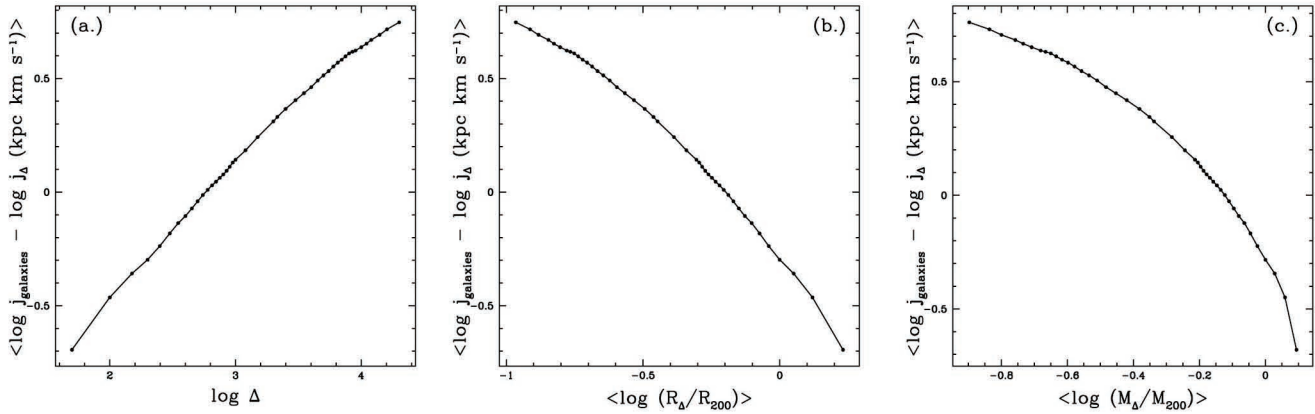


Figure 3. The average difference between galaxy and halo $\log j$, $\langle \log j_{\text{galaxies}} - \log j_{\Delta} \rangle$, is shown as a function of Δ , R_{Δ}/R_{200} , and M_{Δ}/M_{200} , in panels a, b, and c, respectively. Points demarcate discrete values, and solid lines simply connect the points. There is no offset between galaxy and halo $\log j$ for $\Delta = 578^{+34}_{-31}$, which corresponds to $R_{BC} = R_{\Delta=578}/R_{200} = 0.63^{+0.02}_{-0.01}$, and $M_{\Delta=578}/M_{200} = 0.74 \pm 0.1$.

look to observations. Dutton et al. (2010) find a very small conversion factor between V_c at R_{200} and at the location of galaxy discs. In their analysis, Dutton et al. (2010) combined dark halo masses measured from satellite kinematics and weak gravitational lensing to show that $V_{2.2} \simeq V_{200}$ for $V_{2.2} = 90 - 260 \text{ km s}^{-1}$, where $V_{2.2}$ is the galaxy rotation velocity measured at 2.2 I -band scale lengths. This equivalence is also consistent with semi-analytic models of galaxy formation which require a similar ratio between galaxy and halo velocities to simultaneously match the local Tully-Fisher relation and galaxy luminosity function (e.g., Dutton & van den Bosch 2009, and references therein).

In Figure 2, we compare the distribution of j versus V_{flat} for galaxies described in this section with the distributions of j_{200} , j_{2000} , and $j_{20,000}$ versus V_{200} for dark matter haloes from Figure 1. As discussed above, it is assumed that haloes have the same rotation velocities as the galaxies they host, so they can be directly compared in Figure 2. The halo relations from Figure 1 for $V_{20,000}$ are not shown because they are not significantly different from those for V_{200} . We fit a linear relation to the galaxies using 100 bootstrap re-samplings and a generalised least squares fitting routine (Weiner et al. 2006b), which gives a slope of 2.5 ± 0.1 rms. We also fit a linear relation to the haloes in Figure 2 for j_{200} versus V_{200} for circular velocities which span the velocity range of the galaxies, $125 < V_{200} < 315 \text{ km s}^{-1}$. This results in a slope of 1.92 ± 0.02 rms. The distribution of galaxies has a similar slope to that of the haloes, as found by Fall (1983) and others (e.g., Mo, Mao, & White 1998; Navarro & Steinmetz 2000), and approximately half the average rms scatter (0.15 dex versus 0.27 dex). The lower scatter compared to the haloes is related to the finding by de Jong & Lacey (2000) that the width of the observed scale-radius distribution of galactic discs is narrower than that expected from the distributions of halo spin parameters in cosmological simulations. For the halo j_{2000} versus V_{200} and $j_{20,000}$ versus V_{200} relations, the slopes are 1.80 ± 0.02 and 1.26 ± 0.02 , respectively, and the average rms scatters are 0.28 and 0.26, respectively. The slopes flatten slightly with increasing Δ , but the scatter remains constant to within errors. Given all the factors not included in our simple picture, we consider it remarkable

how similar the galaxy and halo slopes are. The main result of this paper is encapsulated in the much larger difference in normalisation between galaxies and haloes. We choose to measure this difference at approximately the center of the distributions, at $\log V_{\text{rot}} = 2.35$ ($V_{\text{rot}} = 224 \text{ km s}^{-1}$). The average normalisation of the galaxies is less than that of the haloes for j_{200} by a factor of ~ 2 (0.30 dex), consistent with previous studies (e.g., Navarro & Steinmetz 2000; Dutton & van den Bosch 2012). The average normalisation of the galaxies is greater than that of the haloes for j_{2000} and $j_{20,000}$ by factors of ~ 2 (0.30 dex) and ~ 5.6 (0.75 dex), respectively.

We quantify the dependence of j_{Δ} on Δ as follows. We start by measuring halo j for a range of Δ and compare them with j measured for the galaxy sample, as in Figure 2. In Figure 3, we show the average difference between galaxy and halo j (measured at $\log V_{\text{rot}} = 2.35$) as a function of Δ , halo outer radius in terms of R_{200} (i.e., R_{Δ}/R_{200}), and halo mass in terms of M_{200} (i.e., M_{Δ}/M_{200}). The quantities R_{Δ}/R_{200} and M_{Δ}/M_{200} are average values for all haloes with circular velocities which span $125 < V_{200} < 315 \text{ km s}^{-1}$. The value of Δ at which the average j of galaxies and haloes match (i.e., $\langle \log j_{\text{galaxies}} - \log j_{\Delta} \rangle = 0$) is 578^{+34}_{-31} . The halo j_{578} versus V_{200} relation has a slope of 1.89 ± 0.03 and an average rms scatter of 0.28 dex over the velocity range of the galaxies. This value of Δ corresponds to $R_{BC} = R_{\Delta=578}/R_{200} = 0.63^{+0.02}_{-0.01}$ and $M_{\Delta=578}/M_{200} = 0.74 \pm 0.1$. We calculate these values by interpolating the curves in Figure 3, and the errors by considering the limiting case that galaxy j values are systematically over and under-estimated by the assumed measurement uncertainty. If baryons conserved j perfectly during galaxy formation, then the collapse radius R_{BC} is $\simeq 63\%$ of the virial radius R_{200} . This portion of the haloes contains on average 74% of their mass, and if baryons and dark matter are initially well-mixed, the same percentage of the baryons. However, as discussed in the next section, this radius and mass fraction are probably not simple step functions; therefore we regard them as “effective” quantities.

4 DISCUSSION

In this paper, we determine the extent to which the approximate factor of 2 discrepancy between the j of galaxies and their expected host dark matter haloes is sensitive to the conventional assumption that $R_{BC} = R_{200}$. This difference in j is usually attributed to loss of baryonic j during galaxy formation. However, there is no physical reason for the assumption that these radii are equal to at least within a factor of ~ 2 , as emphasized by Fall (2002). This is because different physics governs each, namely dissipational and dissipationless physics for R_{BC} and R_{Vir} , respectively. The only constraint on the relationship between these radii is that R_{BC} must be interior to R_{Vir} since baryons cannot collapse from a region that is not incorporated into the halo. A R_{BC} which is interior to R_{Vir} is a natural expectation in the standard theory of galaxy formation where the inner parts of haloes collapse first. As R_{BC} decreases, the discrepancy between the j of galaxies and haloes is alleviated. We show that the discrepancy can be explained entirely by a R_{BC} which is $\sim 60\%$ of R_{Vir} .

To do so, we determine the value of R_{BC} at which the j of galaxies and haloes match. This is done by comparing the distribution of j observed for a sample of local disc galaxies, for which the completeness is understood, to that predicted for their host dark matter haloes from a dark matter-only simulation of the Universe. It is assumed that galaxies and haloes can be related directly via their rotation velocities. The necessary value of the density contrast Δ needed to define the haloes which have the same average j as galaxies is ~ 600 . This corresponds to an average effective R_{BC} which is $\sim 60\%$ of R_{200} , and an average halo mass which is $\sim 75\%$ of M_{200} . Therefore, if galaxies formed from baryons initially present in the inner parts of their host haloes and conserved j perfectly, the baryons would come from within R_{BC} and would comprise this percentage of the baryons in the halo.

Even under the assumption of perfect conservation of j , R_{BC} is not likely a sharp boundary. The baryons which form the galaxy may only on average come from within R_{BC} , with most material originating from smaller radii, but some from more distant radii. In addition, the smaller scatter of the galaxies in j versus V compared to that of the haloes may indicate a mechanism by which only selected baryons form the disc, regulatory processes which act upon the baryons, and/or haloes which form non-disc galaxies. This is because, in our simple picture, the initial distribution of baryons in j versus V is expected to mirror that of the dark matter. Therefore, if only selected baryons formed discs or regulatory processes acted upon them during disc formation, it may be expected that the baryons which form the discs would have a narrower distribution in j versus V . In addition, since we compare the predicted properties of dark matter haloes with those of disc galaxies, not ellipticals which rotate slower than discs, it stands to reason that the combined population of discs and ellipticals would be broader in j versus V (Fall 1983).

Eventually, it should be possible to compute R_{BC} from hydrodynamical and dark matter simulations of galaxy formation in a cosmological context. Current simulations may have spatial and mass resolutions that are too coarse to model accurately the complex processes expected to be at play, such as gas shocks, cloud-cloud collisions, and a mul-

tiphase medium. These processes affect the rate at which the baryons collapse, but they have may relatively little influence on the angular momentum of the resulting galactic discs.

A number of phenomena can alter the j of galaxies (see Fall 2002 and Romanowsky & Fall 2012 for more complete discussions of these phenomena). For example, torques exerted between the dark matter and the baryons could in principle spin up the halo and spin down the disc. Minor mergers might also affect the j of galaxies. In addition, feedback from star-formation can alter j differently depending on how it varies with radius. Material in outflows may be launched from inner or outer radii, or both. If material is primarily removed from the inner or outer parts of galaxies, galaxy j will increase or decrease, respectively. If feedback is active but independent of radius, then there would be no change in j . We expect some of these phenomena to alter the j of discs, but whether they have a major or a minor effect on galaxy j is still uncertain. In order to perform a more detailed comparison of galaxies and haloes, we need a better understanding of the processes of j transfer in galaxy formation, and whether outflows can change the j of galaxies.

In summary, the difference between the predicted initial and the observed final j of galaxies, which is conventionally attributed solely to angular momentum loss, hinges on the loosely motivated assumption that all the baryons within R_{Vir} collapse to form galaxies. There is no physical reason why this has to be the case. If baryons in the inner parts of haloes collapse first, as is expected, then the j discrepancy between galaxies and haloes can be fully explained by a collapse radius R_{BC} which is $\sim 60\%$ of the virial radius R_{Vir} . In the future, baryons from progressively larger radii in the halo may collapse, and at some point in time R_{BC} might equal R_{Vir} . In reality, it may be that a combination of a preference of collapse of the inner parts and some j transfer between baryons and dark matter is needed to solve the problem.

ACKNOWLEDGMENTS

This research was supported by an appointment to the NASA Postdoctoral Program at NASA's Goddard Space Flight Center, administered by Oak Ridge Associated Universities through a contract with NASA. The research of JD is partly supported by Adrian Beecroft, the Oxford Martin School and STFC. This work was performed using code and simulations from the Horizon collaboration (<http://www.projet-horizon.fr>). S.A.K. and J. D. are grateful to David S. Graff. We thank Aaron Dutton and Aaron Romanowski for helpful comments on drafts of this paper.

REFERENCES

- Aubert, D., Pichon, C., & Colombi, S. 2004, MNRAS, 352, 376
- Bell, E. F. & de Jong, R. S. 2001, ApJ, 550, 212
- Brook, C. et al. 2011, MNRAS, 415, 1051
- Brooks, A. et al. 2011, ApJ, 728, 51

- Burkert A., DOnghia E., 2004, in Block D., Puerari I., Freeman K., Groess R., Block E., eds, *Penetrating Bars Through Masks of Cosmic Dust*. Springer-Verlag, Berlin, p. 341
- Cole, S. 1994, MNRAS, 271, 781
- Courteau, S. et al. 2007, ApJ, 655, 21
- Dalcanton, J. J., Spergel, D. N., & Summers, F. J. 1997, ApJ, 482, 659
- de Jong, R. S. & Lacey, C. 2000, ApJ, 545, 781
- Dunkley, J. et al. 2009, ApJs, 180, 306
- Dutton, A. A. & van den Bosch, F. C. 2009, MNRAS, 396, 141
- Dutton, A. A. 2009, MNRAS, 396, 121
- Dutton, A. A. 2010, MNRAS, 407, 2
- Dutton, A. A. & van den Bosch, F. C. 2012, MNRAS, 421, 608
- Eke, V., Efstathiou, G., & Wright, L. 2000, MNRAS, 315, 18
- Fall, S. M. & Efstathiou, G. 1980, MNRAS, 193, 189
- Fall, S. M. 1983, in Athanassoula E., ed., *Internal Kinematics and Dynamics of Galaxies*. Reidel, Dordrecht, 391
- Fall, S. M. 2002 in ASP Conf. Ser. 275, *Discs of Galaxies: Kinematics, Dynamics and Perturbations*, ed. E. Athanassoula, A. Bosma, & R. Mujica (San Francisco: ASP), 389
- Freeman, K. C. 1970, ApJ, 160, 811
- Governato, F. et al. 2010, Nature, 463, 203
- Hatton, S. et al. 2003, MNRAS, 343, 75
- Kassin, S. A., de Jong, R. S., & Weiner, B. J. 2006, ApJ, 643, 804
- Katz, N. & Gunn, J. E. 1991, ApJ, 377, 365
- Kereš, D., Vogelsberger, M., Sijacki, D., Springel, V., & Hernquist, L. 2011, arXiv:1109.4638
- Kimm, T., Devriendt, J., Slyz, A., Pichon, C., Kassin, S. A., & Dubois, Y. 2011, astro-ph/1106.0538
- Lauberts, A. 1982, *The ESO-Uppsala Survey of the ESO (B) Atlas* (Garching: European Southern Observatory (ESO))
- Mathewson, D. S., Ford, V. L., & Buchhorn, M. 1992, MNRAS, 81, 413
- Mo, H. J., Mao, S., & White, S. D. M. 1998, MNRAS, 295, 319
- Navarro, J. F., Frenk, C. S., & White, S. D. M. 1996, ApJ, 462, 563
- Navarro, J. F. & Benz, W. 1991, ApJ, 380, 320
- Navarro, J. F. & White, S. D. M. 1994, MNRAS, 267, 401
- Navarro, J. F. & Steinmetz, M. 2000, ApJ, 538, 477
- Romanowsky, A. J. & Fall, S. M. 2012 in preparation
- Sommer-Larsen, J., Gelato, S., & Vedel, H. 1999, ApJ, 519, 501
- Somerville, R. S. & Primack, J. R. 1999, MNRAS, 310, 1087
- Spergel, D. N. 2007, ApJS, 170, 377
- Springel, V. 2005, MNRAS, 364, 1105
- Thacker, R. J. & Couchman, H. M. P. 2001, ApJ, 555, 17
- Tweed, D. et al. 2009, A&A, 506, 647
- van den Bosch, F. C. 2001, MNRAS, 327, 1334
- Weil, M. L., Eke, V. R., & Efstathiou, G. 1998, MNRAS, 300, 773
- Weiner, B. J. et al. 2006b, ApJ, 653, 1049
- White, S. D. M. & Frenk, C. S. 1991, ApJ, 379, 52