

# Coronal winds powered by radiative driving

L.B.Lucy

Astrophysics Group, Blackett Laboratory, Imperial College London, Prince Consort Road, London SW7 2AZ, UK

Received ; Accepted

## ABSTRACT

A two-component phenomenological model developed originally for  $\zeta$  Puppis is revised in order to model the outflows of late-type O dwarfs that exhibit the *weak-wind phenomenon*. With the theory's standard parameters for a generic weak-wind star, the ambient gas is heated to coronal temperatures  $\approx 3 \times 10^6 \text{K}$  at radii  $\gtrsim 1.4R$ , with cool radiatively-driven gas being then confined to dense clumps with filling factor  $\approx 0.02$ . Radiative driving ceases at radius  $\approx 2.1R$  when the clumps are finally destroyed by heat conduction from the coronal gas. Thereafter, the outflow is a pure coronal wind, which cools and decelerates reaching  $\infty$  with terminal velocity  $\approx 980 \text{ km s}^{-1}$ .

**Key words.** Stars: early-type - Stars: mass-loss - Stars: winds, outflows

## 1. Introduction

The X-ray emission from O stars (Harnden et al. 1979) is now generally agreed to arise from numerous shock fronts distributed throughout their winds. An early theory of such X-ray emitting winds (Lucy & White 1980; LW) was based on a two-component phenomenological model for the finite amplitude state reached by unstable line-driven winds. Subsequently, the fundamental approach of computing the growth of the instability using the equations of radiation gas dynamics was pioneered by Owocki et al. (1988) and Feldmeier (1995), albeit with the then necessary restrictions to 1-D flow and simplified radiative transfer.

A question meriting further research is how and where this wind-shock model fails. According to LW, failure occurs at the low mass-loss rate ( $\Phi$ ) of a main sequence B0 star, because the assumption of rapid radiative cooling of shocked ambient gas then breaks down for blob velocities  $v_b \gtrsim 10^3 \text{ km s}^{-1}$ , resulting in the heating of the blobs and consequent loss of line-driving. They conjecture that 'thereafter, the relative motions of the two components dissipate and the smoothed wind coasts out to infinity.' In effect, LW suggest that a wind that is initially radiatively driven converts into one that relies on thermal pressure to reach  $\infty$  - i.e., a coronal wind.

In addition to this question's intrinsic interest, it is notable that the locus of this expected failure coincides with that of stars exhibiting the *weak-wind phenomenon*. (e.g., Marcolino et al. 2009; M09). Accordingly, this paper elaborates LW's conjectures for the outflow from a weak-wind star.

## 2. A Multi-zone wind: Zone 1

The two-component model must be generalized to remove the assumption of instantaneous cooling of shocked gas and to incorporate blob destruction at finite radius. To achieve these aims, a multizone model is adopted, with each zone corresponding to different physical circumstances.

Zone 1 starts just beyond the sonic point and ends when the isothermal-shock assumption is no longer justified. We assume instability has grown to full amplitude and adopt the LW description in which radiatively-driven blobs ( $b$ ) interact dynamically with a low density ambient ( $a$ ) medium. Apart from the infinitesimally-thin cooling zones at shock fronts, both components are in thermal equilibrium with the photospheric radiation field, so that  $T_{a,b} = T_{eq}$ .

### 2.1. Blobs

The blobs can be identified with the clumps that are now a standard and spectroscopically-required feature of diagnostic codes for O-star winds (e.g., Bouret et al. 2005). In such codes, the clumps are assumed to obey the  $\beta$ -velocity law

$$v_b = v_\infty \left(1 - \frac{R}{r}\right)^\beta \quad (1)$$

where  $R$  is the photospheric radius and  $v_\infty$ , the terminal velocity, is determined from the violet edges of P Cygni absorption troughs.

Given the wide use of the  $\beta$ -law, this now replaces LW's Eq. (10). But here, since Eq. (1) ceases to apply when  $r > r_S$ , the blobs' destruction radius,  $v_\infty$  is not an observable. The highest velocity at which UV absorption is detected is a measure not of  $v_\infty$  but of  $v_b(r_S)$ .

For given  $\beta$ , diagnostic modellers choose the clumps' filling factor  $f_b$  and mass-loss rate  $\Phi_b$  so that absorption troughs have their observed strengths. For a strong line at frequency  $\nu_0$ , this typically requires that, despite clumpiness, a continuum photon emitted between  $\nu_0$  and  $\nu_0(1 + v_\infty/c)$  has small probability of escaping to  $\infty$ , and so most of the photon momentum in this interval is transferred to the clumps. In an LW wind, essentially the same requirement arises as a consistency criterion: since the ambient gas is assumed *not* to be radiatively driven, it must be shadowed by the blobs. The optical depth criterion adopted by LW is that  $\tau_1(r) > 1.5$  for all  $r$ , where  $\tau_1$  is given in Eq.(11) of LW. For the  $\beta$ -velocity law, the function  $\chi$  in

their  $\tau_1$  formula becomes

$$\chi(x; \beta) = \frac{1}{2} (1-x)^{1-2\beta} / [2\beta + x - (1+\beta)x^2] \quad (2)$$

where  $x = R/r$ .

## 2.2. Dynamics

In zone 1, the dynamical interaction of the blob and ambient components is treated exactly as in LW. For more recent treatments and applications, see Howk et al. (2000) and Guo (2010).

The equation of motion obeyed by the blobs is

$$v_b \frac{dv_b}{dr} = g_R - g_D - g \quad (3)$$

where  $g_R, g_D$ , and  $g$  are the forces per gram due to radiation, drag, and gravity, respectively. The drag force  $g_D$  retards the blobs but accelerates the ambient gas and is the means by which photon momentum is transferred to this component. The resulting equation of motion of the ambient gas is

$$v_a \frac{dv_a}{dr} = -\frac{1}{\bar{\rho}_a} \frac{d\bar{P}_a}{dr} + \frac{\bar{\rho}_b}{\bar{\rho}_a} g_D - g \quad (4)$$

Here  $\bar{\rho}_{a,b}$  are the smoothed densities, and  $\bar{P}_a = a_a^2 \bar{\rho}_a$  with  $a_a^2 = kT_a/\mu m_H$ .

With the LW assumption of no mass exchange between the components, the two equations of continuity integrate to give

$$\Phi_{a,b} = 4\pi r^2 \bar{\rho}_{a,b} v_{a,b} \quad (5)$$

where  $\Phi_{a,b}$  are constants whose sum is the star's mass-loss rate  $\Phi$ .

The drag force  $mg_D$  on a blob of mass  $m$  is computed using De Young and Axford's (1967) theory of inertially-confined plasma clouds - see Sect. II b) in LW. The resulting formula is

$$mg_D = \frac{1}{2} C_D \rho_a U^2 \mathcal{A}_b \quad (6)$$

where  $\mathcal{A}_b = \pi \sigma^2$  is the blob's mean cross section,  $U = v_b - v_a$  is the blob's velocity relative to the ambient gas, and the drag coefficient  $C_D = 1.519$ .

## 2.3. Filling factors

At a point  $(v_b, v_a, r)$  in an outward integration with specified  $\Phi_{a,b}$ , the smoothed densities  $\bar{\rho}_{a,b}$  are given by Eq. (5). The ambient density is then  $\rho_a = \bar{\rho}_a/f_a$ , where  $f_a$  is the filling factor of the ambient gas. Correspondingly, the mean density of the stratified De Young - Axford blob is  $\rho_b = \bar{\rho}_b/f_b$ . Now, in the absence of a void component,  $f_a + f_b = 1$ , and so only one of  $f_a$  and  $f_b$  is independent. To determine  $f_b$ , say, we must iterate. Solution by repeated bisection is adopted, starting with upper and lower limits  $f_U = 1$  and  $f_L = 0$ . Then, with the estimate  $\tilde{f}_b = (f_U + f_L)/2$ , the blob's volume  $V_b$  is computed from LW's Eq.(5). The mean density of the blob is then  $\rho_b = m/V_b$ , corresponding to  $f_b = \bar{\rho}_b/\rho_b$ . If  $f_b < \tilde{f}_b$ , the new upper limit is  $f_U = \tilde{f}_b$ . On the other hand, if  $f_b \geq \tilde{f}_b$ , the new lower limit is  $f_L = \tilde{f}_b$ . The iterations continue until  $f_U - f_L < 10^{-7}$ . Then, with the resulting converged value of  $f_b$ , all quantities required to continue the integration can be evaluated.

## 2.4. Switch criterion

The assumption of instantaneous cooling breaks down at low densities because the cooling rate per unit volume  $\dot{C} \propto \rho^2$ . If the cooling time scale  $t_c$  increases to the extent that a parcel of shock-heated gas encounters another shock before cooling back to  $T_{eq}$ , then shock-heating raises the mean temperature of the ambient medium. An approximate criterion for this transition to zone 2 is derived as follows:

First, consider radiatively-cooled flow of monatomic gas ( $\gamma = 5/3$ ) emerging from a steady shock (see Fig.1 in Draine & McKee 1993). Since this flow is subsonic, the pressure gradient may be neglected in comparison to that of temperature. Thus, in the shock's frame,

$$\frac{d \ln T}{dr} \approx -\frac{2}{5} \frac{\dot{C}}{Pv} = \frac{1}{\ell_c} \quad (7)$$

The cooling timescale is therefore  $t_c = \ell_c/v = 5/2 \times P/\dot{C}$ .

Now consider flow into the bow shocks. The entire mass  $\rho_a$  of ambient gas in unit volume is shocked in time interval  $t_i = \rho_a/\mathcal{N}_b j_b$ , where  $\mathcal{N}_b = f_b/V_b$  is the number density of blobs, and  $j_b \approx \rho_a U \mathcal{A}_b$  is the mass flow rate through each bow shock. Hence  $t_i \approx 4/3 f_b \times \sigma/U$ .

The criterion for switching from zone 1 to zone 2 is then simply  $t_c > t_i$ .

## 3. A Multi-zone wind: Zone 2

The outward integration of the wind continues in zone 2 with the same basic model except that  $T_{a,b} \neq T_{eq}$ . The ambient gas is now heated by being repeatedly shocked, and the blobs in turn gain heat by conduction from the ambient gas. Zone 2 ends when the blobs can no longer achieve thermal equilibrium.

### 3.1. Blob survival

The survival of blobs (clumps) in stellar winds has similarities to that of clouds in the interstellar medium. In that context, Cowie & McKee (1977) studied the evaporation of a spherical cloud embedded in a hot tenuous medium. Importantly, they treated the saturation of heat conduction when the electron mean free path in the surrounding medium is  $\gtrsim$  the cloud's radius and estimated, under the assumption of steady outflow, the reduced evaporation rate. In a companion paper (McKee & Cowie 1977; see also Graham & Langer 1973), they consider the effects of radiative losses, finding that evaporation is replaced by condensation if the losses exceed the heat input from the hot gas. However, numerical calculations by Vieser & Hensler (2008) cast doubt on the assumption of steady outflow. In the case of saturated conduction, they find a further reduction of evaporation rate by a factor  $\sim 40$  due to changes of the cloud's environment caused by the outflow.

Given the evident difficulty of reliably predicting when cool gas is eliminated by its interaction with surrounding hot gas, a simple prescriptive approach is adopted here: As in zone 1, the blobs retain their fixed mass  $m$  throughout zone 2. However, when the heat input from the ambient gas exceeds their maximum cooling rate, the blobs are assumed to merge *instantly* with the ambient gas.

### 3.2. Heating and cooling of blobs

In zone 2, the blobs are surrounded by shock-heated gas and so will be heated by thermal conduction. But if the ambient gas reaches coronal temperatures, heat conduction is flux-limited. Moreover, conductivity may be suppressed by magnetic fields. An approximate formula interpolating between the classical and saturated limits and incorporating a suppression factor  $\phi$  is derived in Appendix A.

If  $\mathcal{L}_{in}$  is the rate of heat flow from the ambient gas, a blob will achieve thermal equilibrium at  $T_b > T_{eq}$  if the enhanced radiative cooling rate

$$\Delta\mathcal{L}_b = (n_e n_H)_b (\Lambda(T_b) - \Lambda(T_{eq})) \times V_b = \mathcal{L}_{in} \quad (8)$$

Here  $\Lambda(T)$  is the optically-thin cooling function, and the blob is treated as isothermal and of uniform density. (But note that LW's definition of  $\rho_b$  is such that  $\Delta\mathcal{L}_b$  is exact for the density stratification of an isothermal De Young-Axford blob.)

Because  $\Lambda(T)$  reaches a maximum at  $T_{\dagger}(K) = 5.35$  dex (Dere et al. 2009), the solution of Eq.(8) with  $T_b < T_{\dagger}$  is appropriate as the blobs are heated to above  $T_{eq}$ . When  $T_b$  reaches  $T_{\dagger}$ , the corresponding  $\mathcal{L}_{in}$  is the maximum value consistent with thermal equilibrium. Any further increase in  $\mathcal{L}_{in}$  cannot be matched by increased cooling. Accordingly, we take this as the point beyond which the blobs cannot survive.

Note that if conduction is completely suppressed ( $\phi = 0$ ), then  $\mathcal{L}_{in} = 0$  and the solution of Eq.(8) is  $T_b = T_{eq}$ . The blobs therefore survive, and zone 2 extends to  $\infty$ .

### 3.3. Heating and cooling of ambient gas

According to LW, the rate at which energy is being dissipated per unit volume is

$$\dot{Q} = g_D \bar{\rho}_b U \quad (9)$$

Dividing by  $\mathcal{N}_b$ , we find that the rate per blob is

$$\dot{Q}_b = \frac{1}{2} \rho_a U^2 \times U \times C_D \mathcal{A}_b \quad (10)$$

showing that in unit time each blob's bow shock dissipates the kinetic energy in a column of inflowing gas of length  $U$  and cross section  $C_D \mathcal{A}_b$ . In zone 1, this dissipated energy is radiated by a thin cooling layer, and so  $\dot{Q}$  determines the sum of these layers' frequency-integrated emissivities - Eq.(7) in LW. But in zone 2 where  $t_c > t_i$ , we jump to the opposite limit, treating dissipation as a heat source distributed uniformly throughout the ambient gas, and similarly for cooling. Accordingly, the energy equation for stationary flow of the monatomic ambient gas is

$$v_a \left( \frac{dP_a}{dr} - \frac{5}{3} a_a^2 \frac{d\rho_a}{dr} \right) = \frac{2}{3} (\dot{Q} - \dot{C}_{tot}) \quad (11)$$

Note that since  $f_a \approx 1$  terms arising from radial changes in  $f_a$  have been neglected.

The total cooling rate per unit volume of ambient gas,  $\dot{C}_{tot}$ , is the sum of the losses due to radiative cooling and to conduction into the blobs. Thus,

$$\dot{C}_{tot} = (n_e n_H)_a \Lambda(T_a) + \mathcal{N}_b \mathcal{L}_{in} \quad (12)$$

Integration of Eqs. (4),(5) and (11) continues until  $T_b = T_{\dagger}$ , at which point the blobs are deemed to merge instantly with the ambient gas (Sect. 3.1). Accordingly, the transition from zone 2 to zone 3 occurs at  $S$ , a surface of discontinuity (e.g., Landau & Lifshitz 1959), across which the fluxes of mass

$$J = J_a + J_b = f_a \rho_a v_a + f_b \rho_b v_b \quad (13)$$

momentum

$$\Pi = f_a (P_a + \rho_a v_a^2) + f_b (P_b + \rho_b v_b^2) \quad (14)$$

and energy

$$F = J_a \left( \frac{1}{2} v_a^2 + \frac{5}{2} a_a^2 \right) + J_b \left( \frac{1}{2} v_b^2 + \frac{5}{2} a_b^2 \right) \quad (15)$$

are continuous. Zone 2 thus ends at  $r_S$  with the evaluation of  $J$ ,  $\Pi$  and  $F$ .

## 4. A Multi-zone wind: Zone 3

The outward integration continues in zone 3, but now the blobs have disappeared, leaving a single fluid component with no driving force ( $g_D = 0$ ) and no heat input ( $\dot{Q} = 0$ ). The initial conditions for the resulting ODE's are obtained from the continuity across  $S$  of  $J$ ,  $\Pi$  and  $F$ . Thus,  $v$ ,  $\rho$ , and  $T$  for the flow emerging from  $S^+$  are given by

$$\rho v = J \quad (16)$$

$$P + \rho v^2 = \Pi \quad (17)$$

and

$$J \left( \frac{1}{2} v^2 + \frac{5}{2} a^2 \right) = F \quad (18)$$

where  $J$ ,  $\Pi$ , and  $F$  are given by Eqs. (13)-(15).

### 4.1. Solution branches

From Eqs. (16)-(18), we readily derive the quadratic equation

$$v^2 - 2u_p v + u_e^2 = 0 \quad (19)$$

where  $u_p = 5\Pi/8J$  and  $u_e = \sqrt{(F/2J)}$ . The two solutions are

$$v_{\pm} = u_p \pm \sqrt{u_p^2 - u_e^2} \quad (20)$$

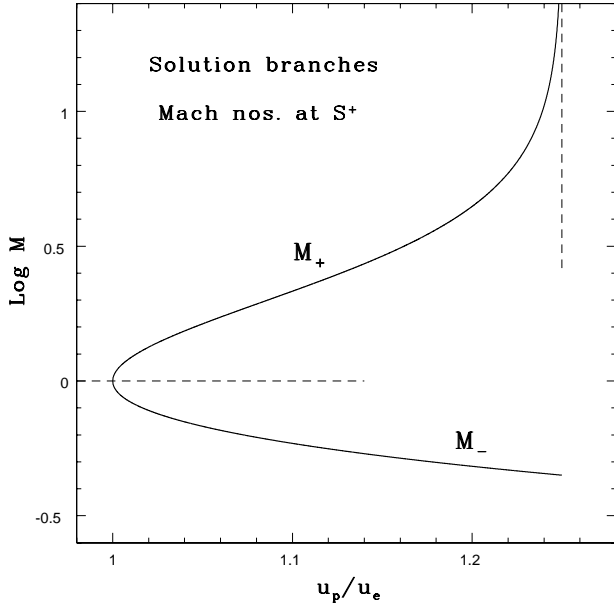
The corresponding temperatures  $T_{\pm}$  are derived from the isothermal sound speeds given by

$$a_{\pm}^2 = \frac{kT_{\pm}}{\mu m_H} = u_e^2 - \frac{2}{5} u_p v_{\pm} \quad (21)$$

and the densities are  $\rho_{\pm} = J/v_{\pm}$ .

If  $u_p = u_e$ , the two solutions coincide. When this happens,  $v = u_p = \sqrt{(5/3)a}$  - i.e., the outflow at  $S^+$  is exactly sonic. If  $u_p > u_e$ , the solutions are real and distinct. The  $v_+$  solution is supersonic ( $M_+$  branch), and the  $v_-$  solution is subsonic ( $M_-$  branch). Note that the  $M_+$  branch has a singularity at  $v_p/v_e = 5/4$ , at which point  $a_+ = 0$ . Mach numbers for the two branches are plotted against  $v_p/v_e$  in Fig. 1.

The  $M_-$  branch corresponds to  $S$  being the locus not only of merging but also of a stationary shock front. This branch would perhaps be appropriate if there were a pre-existing slower wind (cf. Macfarlane & Cassinelli 1989), but this is not the circumstance envisaged here. Instead, therefore, the  $M_+$  branch is selected since this corresponds to a high speed two-component flow at  $S^-$  emerging at  $S^+$  as a single-component supersonic flow.



**Fig. 1.** Mach number  $M$  as a function of  $u_p/u_e$  along the supersonic ( $M_+$ ) and subsonic ( $M_-$ ) solution branches. When  $u_p/u_e = 5/4$ ,  $M_+ = \infty$  and  $M_- = 1/\sqrt{5} = 0.447$ .

#### 4.2. Dissipation at $S$

In addition to the roots of Eq.(19) being real, a further condition is mandatory: the transition from  $S^-$  to  $S^+$  must be such that kinetic energy is dissipated (entropy production) and not the reverse. For the two branches, kinetic energy is thermalized at the rates

$$L_S^\pm = \frac{1}{2}(\Phi_a v_a^2 + \Phi_b v_b^2 - \Phi v_\pm^2) \quad (22)$$

whose positivity must be checked.

Note that the kinetic energy dissipated at  $S$  is not radiated away by a thin cooling zone. Instead, this energy contributes to the flow's enthalpy at  $S^+$ , which then does  $PdV$  work in the subsequent expansion.

#### 4.3. Outward integration

The solution for the single-component gas in zone 3 is obtained by integrating the equations of motion

$$v \frac{dv}{dr} = -\frac{1}{\rho} \frac{dP}{dr} - g \quad (23)$$

continuity

$$\Phi = 4\pi r^2 \rho v \quad (24)$$

and energy

$$v \left( \frac{dP}{dr} - \frac{5}{3} a^2 \frac{d\rho}{dr} \right) = -\frac{2}{3} n_e n_H \Lambda(T) \quad (25)$$

The initial conditions at  $r_S$  are  $v_+$ ,  $\rho_+$  and  $T_+$  derived in Sect.4.1.

This integration continues to  $r = \infty$ . However, this is only possible if the energy density at  $S^+$  is sufficient to overcome both the remaining potential barrier and the cooling losses. If not, a stationary, spherically-symmetric wind solution of this type does not exist.

## 5. An example

To illustrate the ideas presented in Sects. 2-4, the solution for a *generic* weak-wind star is now described in detail.

### 5.1. Standard parameters

The model has several parameters, for which standard values are now adopted. Given their uncertainty, sensitivity to changes are reported in Sect. 6.

Because the theory does not predict  $\Phi$ , this is derived from previously-tabulated mass fluxes (Lucy 2010b; L10b). The chosen model has  $T_{\text{eff}} = 32.5\text{kK}$  and  $\log g = 3.75$ , consistent with the weak-wind stars  $\zeta$  Oph and HD 216532 - see Table 3 in M09. The model's mass flux  $J(\text{gm cm}^{-2} \text{s}^{-1}) = -7.11$  dex.

The star's mass  $\mathcal{M} = 24.1\mathcal{M}_\odot$  is determined by finding the point on the ZAMS from which the evolutionary track during core H-burning has  $\log g = 3.75$  when  $T_{\text{eff}} = 32.5\text{kK}$ . This point is reached after  $5.75 \times 10^6$  yrs when  $R = 10.83R_\odot$  and the luminosity  $L = 1.18 \times 10^5 L_\odot = 4.52 \times 10^{38} \text{ erg s}^{-1}$ . The assumed composition is  $X = 0.70$ ,  $Z = 0.02$ .

With  $R$  and  $L$  determined,  $\Phi = 4\pi R^2 J = 8.80 \times 10^{-9} \mathcal{M}_\odot \text{ yr}^{-1} = 1.10 L/c^2$ . This theoretical  $\Phi$  derives from the constraint of regularity at the sonic point ( $v = a$ ) in the theory of moving reversing layers. In the weak-wind domain, this theory's predictions exceed the highly uncertain ( $\pm 0.7$  dex) observational estimates of M09 by  $\approx 0.8$  dex but are lower than the Vink et al. (2000) formula by  $\approx 1.4$  dex (Lucy 2010a; L10a).

For the parameters in Eq.(1), we adopt the observationally-supported O-star values  $\beta = 1$  and  $v_\infty = 2.6v_{\text{esc}}(R) = 2394 \text{ km s}^{-1}$ .

The mass  $m$  of the blobs must also be specified. Recent modelling of O-star spectra finds that 'In most cases, clumping must start deep in the wind, just above the sonic point' (Bouret et al 2008). We therefore retain LW's assumption that blobs form at or near the sonic point and have diameters comparable to  $H_\rho$ , the local scale height. At  $v = a$  in model  $t325g375$ ,  $\rho = 4.27 \times 10^{-14} \text{ gm cm}^{-3}$  and  $H_\rho = 9.86 \times 10^8 \text{ cm}$ , so that the crude LW estimate is  $m = 2 \times 10^{13} \text{ gm}$ .

The ratio  $\eta = \Phi_b/\Phi$  must also be specified. Following LW, we determine  $\eta$  by imposing the constraint that  $\tau_m = 1.5$ , where

$$\tau_m = \min [\tau_1(r)] \text{ in zone 1} \quad (26)$$

Typically, the minimum occurs at the end of zone 1 where inertial confinement is greatest. In zone 2, shadowing rapidly becomes irrelevant since the rapid rise of  $T_a$  - see Fig.3 - destroys driving ions.

Finally, the conductivity suppression factor  $\phi$  introduced in Appendix A must be specified. As standard value, we set  $\phi = -1.0$  dex, a moderate degree of suppression compared to estimates for galaxy clusters (e.g., Ettori & Fabian 2000).

### 5.2. Zone 1

In this high-density zone close to the photosphere, both components are assumed to be in thermal equilibrium with the star's radiation field, a condition approximated by setting  $T_{\text{eq}} = 0.75T_{\text{eff}}$ , as in L10a,b.

With the assumptions of isothermal flow, specified  $v_b$ , and no mass exchange between components, the structure of zone 1 is obtained by integrating the ODE

$$\frac{d \ln v_a}{d \ln r} = \frac{r}{v_a^2 - a_a^2} \left[ \frac{2a_a^2}{r} + \frac{\bar{\rho}_b}{\bar{\rho}_a} g_D - g \right] \quad (27)$$

The outward integration starts, as in LW, with  $v_b = 150 \text{ km s}^{-1}$  and  $v_a = 100 \text{ km s}^{-1}$ , a point sufficiently beyond the presumed onset of clumpiness that the two-component state may be regarded as established. The starting radius from Eq.(1) is  $r_i = 1.067R$ .

Eq.(27) has a singularity when  $v_a = a_a$ . Since the integration starts with  $v_a > a_a$ , this singularity only arises if insufficient drag  $g_D$  causes the flow to decelerate. A parameter set for which this happens does not admit a steady wind of this type.

As shown in Fig.2, the standard parameters result in an outflow of ambient gas that accelerates throughout zone 1. This continues until the switch to zone 2 is triggered by the onset of the inequality  $t_c > t_i$  - see Sect.2.4. This occurs at  $r/R = 1.28$ , with  $v_b = 528 \text{ km s}^{-1}$  and  $v_a = 325 \text{ km s}^{-1}$ . The relevant time-scales are  $t_c = t_i = 2.0 \times 10^3 \text{ s}$ , which are  $\ll$  the local flow time-scale,  $r/v_b = 1.8 \times 10^4 \text{ s}$ .

The post-shock cooling rate  $\dot{C}$  required in calculating  $t_c$  is given by  $n_e n_H \Lambda(T)$ , where  $\Lambda(T)$  is the optically-thin cooling function for photospheric abundances tabulated by Dere et al. (2009). This rate is computed at the apex of the bow shock with  $n_e = 1.18 n_H$ , corresponding to complete electron-stripping.

At the end of zone 1, the post-shock temperature has risen to  $6.0 \times 10^5 \text{ K}$ , so X-ray emission from zone 1 is negligible.

### 5.3. Zone 2

With the isothermal assumption dropped, the structure of zone 2 is determined by Eqs. (4) and (11). With dependent variables  $v_a$  and  $T_a$ , the ODE's to be integrated are

$$(v_a^2 - a_a^2) \frac{d \ln v_a}{d \ln r} + a_a^2 \frac{d \ln T_a}{d \ln r} = 2a_a^2 + r \left( \frac{\bar{\rho}_b}{\bar{\rho}_a} g_D - g \right) \quad (28)$$

and

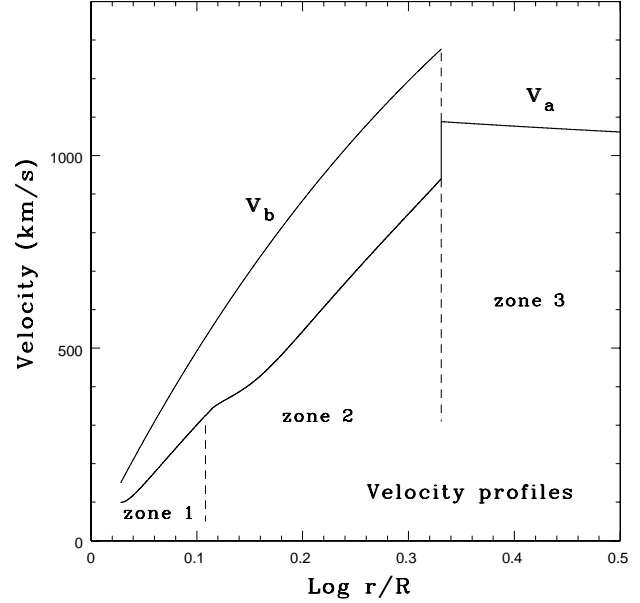
$$\frac{2}{3} \frac{d \ln v_a}{d \ln r} + \frac{d \ln T_a}{d \ln r} = -\frac{4}{3} + \frac{2}{3} \frac{r}{P_a v_a} (\dot{Q} - \dot{C}_{tot}) \quad (29)$$

Since all variables are continuous at this transition, the integration starts at the point  $(v_a, v_b, T_a, T_b, r)$  reached by the zone-1 integration.

Eqs.(28) and (29) are a pair of algebraic equations for the two derivatives. The determinant of the coefficients' matrix is zero when  $v_a = \sqrt{(5/3)a_a}$  - i.e., at the adiabatic sonic point. If this singularity is encountered, the parameters are inconsistent with the conjectured wind structure.

Fig.2 shows that, with the standard parameters, the flow continues to accelerate throughout zone 2 reaching  $v_a = 940 \text{ km s}^{-1}$  at  $r_S = 2.14R$ , at which point  $v_b = 1277 \text{ km s}^{-1}$ .

The corresponding temperature structure predicted for zone 2 is shown in Fig.3. At the start,  $T_{a,b} = T_{eq} = 24.4 \text{ kK}$ . Thereafter, shock-heating of the ambient component overcomes radiative, conductive and adiabatic cooling to give a rapidly increasing  $T_a$ , reaching the coronal value  $10^6 \text{ K}$  at  $r = 1.35R$  and  $3.7 \times 10^6 \text{ K}$  at  $r_S$ .



**Fig. 2.** Velocities of blobs ( $v_b$ ) and ambient gas ( $v_a$ ) as functions of radius. Zone boundaries are indicated. The surface of discontinuity  $S$  where blobs merge with ambient gas occurs at  $r/R = 2.14$ .

The profile for  $T_b$  shows discontinuous jumps at the beginning and end of zone 2. These result from non-monotonic variations of  $\Lambda(T)$ . For example,  $\Lambda$ 's peak at  $T_{\dagger}(K) = 5.35$  dex is preceded by lower peak at 5.00 dex. Accordingly, after reaching  $T_b(K) = 5.00$  dex, a slight increase in  $\mathcal{L}_{in}$  results in a discontinuous jump to  $T_b(K) = 5.18$  dex, followed quickly by blob destruction when  $T_b = T_{\dagger}$ . Because of these jumps, the radiative driving of the blobs, which is ultimately responsible for  $T_a$ 's increase to coronal values, occurs mostly between  $T_b = 40$  and  $90 \text{ kK}$ .

Blob temperatures are derived algebraically from Eq.(8) on the assumption that blobs adjust instantaneously to thermal equilibrium. At  $r_S$ , the heating time scale  $1.5 nkT_{\dagger} \times V_b / \mathcal{L}_{in} = 0.9 \times 10^2 \text{ s}$  compared to the flow time scale  $r/v_b = 1.3 \times 10^4 \text{ s}$ .

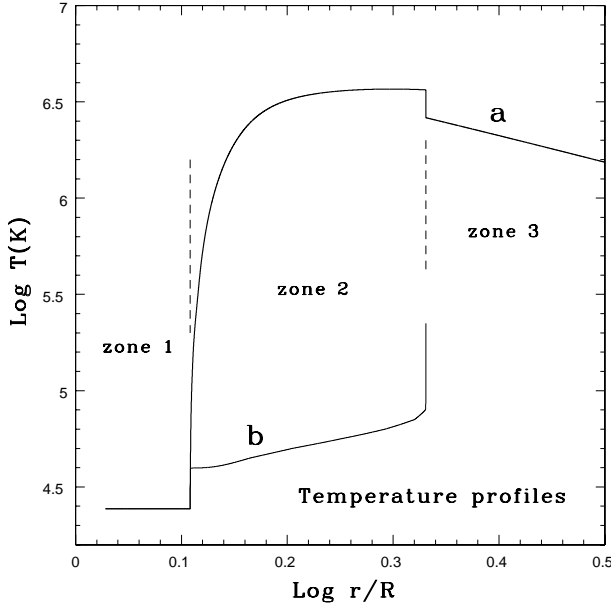
In computing cooling rates for blobs, we set  $n_e = 1.12 n_H$ , corresponding to metals being stripped of  $\sim 2 - 3$  electrons.

### 5.4. Surface of discontinuity $S$

At  $S^-$ , the blobs have filling factor  $f_b = 0.024$ , velocity  $v_b = 1282 \text{ km s}^{-1}$  and temperature  $T_b = 2.24 \times 10^5 \text{ K}$ . The corresponding values for the ambient component are  $f_a = 0.976$ ,  $v_a = 944 \text{ km s}^{-1}$  and  $T_a = 3.66 \times 10^6 \text{ K}$ . After merging, the flow at  $S^+$  has two possible solutions (Sect. 4.1). For the rejected  $M_-$  solution, the flow emerges with  $v_- = 313 \text{ km s}^{-1}$ ,  $T_- = 1.90 \times 10^7 \text{ K}$ , corresponding to Mach 0.48, and the implied rate at which kinetic energy is dissipated  $L_S^- = 0.31 \times 10^{34} \text{ erg s}^{-1}$  or  $6.9 \times 10^{-6} L$ .

For the selected  $M_+$  solution, the flow emerges with  $v_+ = 1094 \text{ km s}^{-1}$ ,  $T_+ = 2.58 \times 10^6 \text{ K}$ , corresponding to Mach 4.6, and the implied dissipation rate  $L_S^+ = 0.92 \times 10^{32} \text{ erg s}^{-1}$  or  $2.0 \times 10^{-7} L$ .

Notice that  $v_+ \in (v_a, v_b)$ , as expected if  $S$  is the locus only of merging. In contrast,  $v_- < v_a$ , so there is a coinci-



**Fig. 3.** Temperatures of blobs (*b*) and ambient gas (*a*) as functions of radius. Zone boundaries are indicated.

dent shock, as also indicated by the far greater dissipation rate  $L_S^-$ .

### 5.5. Zone 3

The single component flow emerging from *S* is a pure coronal wind: the only outward force is the gradient of thermal pressure.

The structure of zone 3 is obtained by continuing the integration of Eqs.(28) and (29), but now with  $g_D = 0$ ,  $\dot{Q} = 0$  and  $\dot{C}_{tot} = n_e n_H \Lambda(T)$ . The initial conditions at  $r_S$  are  $v_+$  and  $T_+$  given in Sect. 5.4.

A short segment of this outflow is plotted in Figs. 2 and 3, showing that the flow decelerates and (inevitably) cools. For these standard parameters, the energy density at *S* suffices to overcome cooling and power escape to  $\infty$ . At  $r_f/R = 100$ , the flow has slowed to  $984 \text{ km s}^{-1}$ , way beyond the local  $v_{esc} = 92 \text{ km s}^{-1}$ .

The temperature drops below the coronal value  $10^6 \text{ K}$  at  $r/R = 4.24$  and to  $10^5 \text{ K}$  at  $r/R = 13.2$ .

### 5.6. Emission measure

With standard parameters, our generic weak-wind star is predicted to have a corona ( $T > 10^6$ ) that extends from  $r_1 = 1.35R$  to  $r_2 = 4.24R$  and so will be an X-ray emitter. As a crude guide to detectability, we compute the emission measure of coronal gas

$$\varepsilon = 4\pi \int_{r_1}^{r_2} n_e n_H r^2 dr \quad (30)$$

and its hardness parameter

$$\langle kT \rangle = 4\pi \varepsilon^{-1} \int_{r_1}^{r_2} kT n_e n_H r^2 dr \quad (31)$$

The results are  $\varepsilon(\text{cm}^{-3}) = 53.51 \text{ dex}$  and  $\langle kT \rangle = 0.20 \text{ keV}$ .

### 5.7. Energy budget

The global energy budget of this multi-zone wind is of interest. The input is the rate of working in zones 1 and 2 of  $g_R$ , the force per unit mass acting on the blobs. This rate  $L_{wrk} = 5.4 \times 10^{33} \text{ erg s}^{-1}$ .

The balancing output is  $L_M + L_W$ , where  $L_M$  is the rate at which matter gains kinetic and potential energy, and  $L_W$  is the wind's radiative luminosity. For the interval  $(r_i, r_f)$ ,  $L_M = 4.8 \times 10^{33} \text{ erg s}^{-1}$  or 88.5% of  $L_{wrk}$ . The remaining 11.5% is accounted for by  $L_W$ , which comprises radiative losses from shock fronts in zone 1, cooling radiation from blobs and ambient gas in zone 2, and cooling radiation from the coronal flow in zone 3.

For an idealized line-driven wind in which gas remains (by assumption) at  $T_{eq}$ ,  $PdV$  work is negligible so that  $L_M = L_{wrk}$ . In contrast, for a pure coronal wind,  $L_{wrk} = 0$ , so that  $L_M$  is entirely due to the  $PdV$  work of the hot gas. The relative contributions of these two mechanisms in this hybrid case is of interest.

In answering this, we must first integrate  $\dot{Q}$  from Eq.(9) over zones 1 and 2 to obtain the total dissipation rate  $L_D = 1.1 \times 10^{33} \text{ erg s}^{-1}$ . The quantity  $L_{wrk} - L_D = 4.3 \times 10^{33} \text{ erg s}^{-1}$  is then the contribution to  $L_M$  due *directly* to radiative driving. On the other hand, the contribution of  $PdV$  work by hot gas is  $L_D - L_W = 0.4 \times 10^{33} \text{ erg s}^{-1}$ .

A measure of the proximity of a hybrid- to a pure coronal wind is the ratio

$$\theta = (L_D - L_W)/L_M \quad (32)$$

which = 0 for a conventional line-driven wind and = 1 for a coronal wind. With standard parameters, the multi-zone wind has  $\theta = 0.08$ , so direct radiative driving still dominates in accounting for  $L_M$ .

A further quantity of interest is the integrated cooling rate of gas with  $T_e > 10^6 \text{ K}$ , since this is approximately the wind's X-ray luminosity. For zones 2 and 3, this gives  $L_X \approx 3.4 \times 10^{31} \text{ erg s}^{-1}$ , so that  $L_X/L \approx 0.76 \times 10^{-7} L$ , similar to the ratio found for early-type O stars.

## 6. Non-standard parameters

The theory developed in Sects. 2-4 has several parameters, each of which would either be predicted or rendered unnecessary if calculations could be carried out from first principles. Sensitivity of the results to these currently unavoidable parameters must therefore be investigated. Accordingly, sequences of solutions are now reported in which a single parameter is varied while keeping others at the standard values of Sect. 5.

Key properties of the models are given in Table 1. The quantities reported are as follows:

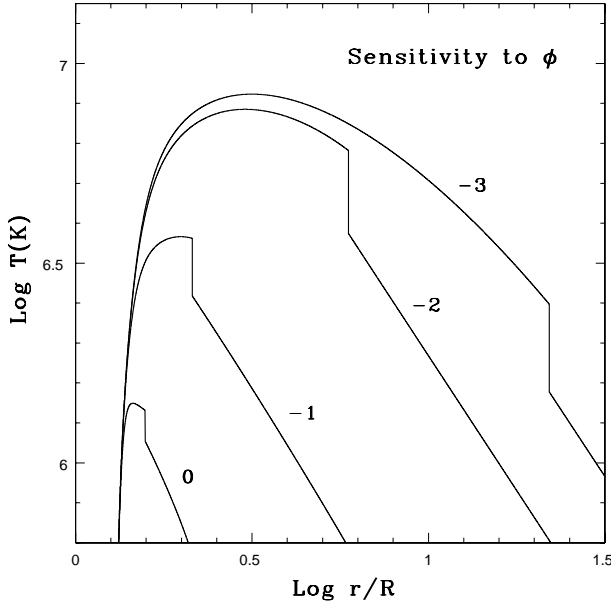
*Col. 1:* Sequence identifier.

*Col. 2:* Exponent in Eq.(1), the velocity law.

*Col. 3:* Log of total mass-loss rate in  $\mathcal{M}_\odot \text{ yr}^{-1}$ .

*Col. 4:* Log of blobs' mass in gm.

*Col. 5:* Log of conductivity suppression factor - see Eq. (A.9).



**Fig. 4.** Sensitivity of coronal winds to  $\phi$ , the magnetic suppression factor - see Eq.(A.9). Values of  $\log \phi$  are shown. The vertical segments are the surfaces of discontinuity  $S$ .

- Col. 6: Fraction of mass-loss in blobs =  $\Phi_b/\Phi$ .
- Col. 7: Shadowing optical depth - see Eq.(26).
- Col. 8:  $v_b$  in  $\text{km s}^{-1}$  at the destruction radius  $r_S$ .
- Col. 9: Maximum ambient gas temperate in  $10^6\text{K}$ .
- Col. 10: Log of emission measure in  $\text{cm}^{-3}$  - see Eq.(30).
- Col. 11: Hardness parameter in keV - see Eq.(31).

### 6.1. Sequence I

In this sequence, the conductivity suppression factor varies from  $\phi = 0.001$ , an extreme value but with observational support for galaxy clusters (Ettori & Fabian 2000), to  $\phi = 1$ , the value for a non-magnetized plasma.

Not surprisingly, the predictions are highly sensitive to  $\phi$ , and this might eventually be exploited diagnostically. With  $\phi = 1$ , conductive heating of the blobs destroys them already at  $r_S = 1.57R$  where  $v_b = 873\text{km s}^{-1}$ . However, with  $\phi = 0.001$ , blobs survive out to  $r_S = 22.0R$  where  $v_b = 2286\text{km s}^{-1}$ .

Table 1 also shows that coronal temperature and the hardness parameter increase as  $\phi \rightarrow 0$ . However, the emission measure  $\varepsilon$  remains  $\sim 53.4 - 53.5$  dex after an initial sharp rise from 53.18 dex for  $\phi = 1$ . The predicted temperature profiles of the corone as  $\phi$  varies are plotted in Fig.4.

This sequence demonstrates the diagnostic potential of UV and X-ray data in constraining magnetic suppression of conductivity. The UV data measures the highest velocity at which wind matter transfers photon momentum to the gas and the X-ray data measures the hardness of coronal emission.

A further diagnostic test provided by P Cygni lines is the weakness of emission components. As  $r_S$  decreases with increasing  $\phi$ , the fraction of scattered photons occulted by the star increases and the emission component weakens. This effect was invoked for  $\tau$  Sco by LW in arguing that 'outflowing gas loses its ability to scatter UV radiation while still close to the star's surface.' Note that the weak-wind stars investigated in M09 all have C IV resonance doublets with weak or absent emission components. Diagnostic modelling of these stars would improve if UV scattering were truncated at finite radius.

### 6.2. Sequence II

As noted in Sect.5.1, the  $\Phi$  of weak-wind stars is poorly determined. This sequence explores sensitivity to this uncertain parameter.

When  $\Phi$  is increased above the standard value from L10b, the blobs survive to higher velocities, and the higher coronal densities give the approximate scaling law  $\varepsilon \propto \Phi^{1.3}$ . Interestingly, the quantities  $T_{max}$  and  $\langle kT \rangle$  are insensitive to  $\Phi$ .

The attempt to continue this sequence to lower  $\Phi$ 's failed at  $-8.36$  dex because the singularity in zone 2 discussed in Sect.5.3 is encountered. This arises as follows: the sharp initial rise of  $T_a$  in zone 2 causes  $M$  to decrease despite increasing  $v_a$  - see Figs.2 and 3. But as  $T_a$  levels off  $M$  reaches a minimum and then rises again. Sequence II terminates for  $\Phi$  between  $-8.36$  and  $-8.26$  dex when this minimum falls to  $M = 1$ . For the solution plotted in Figs. 2 and 3, this zone-2 minimum is  $M = 1.88$  at  $r = 1.47R$ .

### 6.3. Sequences III-V

In sequence III, the velocity-law exponent varies from  $\beta = 0.5$  - rapid acceleration - to  $\beta = 2.5$  - slow acceleration. The standard value  $\beta = 1.0$  is approximately a stationary point as regards the coronal properties  $\varepsilon$  and  $\langle kT \rangle$ , so these are insensitive to  $\beta$ . However,  $v_b(r_S)$  is moderately sensitive.

In sequence IV, solution sensitivity to the highly uncertain blob mass is explored. Fortunately, coronal properties are only moderately sensitive, with  $\varepsilon \propto m^{-0.22}$  and  $\langle kT \rangle \propto m^{0.03}$ . In regard to blob destruction, this occurs as expected at low velocities for small  $m$ . In consequence, sequence IV terminates for  $m(\text{gm})$  between 11.8 and 11.9 dex because the outflow in zone 3 is then unable to reach  $\infty$  on account of negative energy density - see Sect.4.3.

Finally, sensitivity to the shadowing parameter  $\tau_m$  is investigated with sequence V. Again only moderate sensitivity is found.

## 7. Conclusion

The aim of this paper has been to investigate the structural changes of O-star winds when  $\Phi$  decreases to the extent found for the *weak-wind* stars. To this end, the two-component phenomenological model developed originally for  $\zeta$  Puppis is modified to incorporate LW's conjectures following the breakdown of that model's assumptions for  $\tau$  Sco. When applied to a generic weak-wind star, the revised model predicts that shock-heating of the ambient gas gives rise to coronal temperatures, that conductive-heating

**Table 1.** Solutions with non-standard parameters.

Seq.	$\beta$	$\log \Phi$	$\log m$	$\log \phi$	$\eta$	$\tau_m$	$v_b(r_s)$	$T_{max}$	$\log \varepsilon$	$< kT >$
I	1.0	-8.06	13.3	-3.0	0.45	1.5	2286	8.4	53.43	0.40
	1.0	-8.06	13.3	-2.5	0.45	1.5	2180	8.2	53.44	0.39
	1.0	-8.06	13.3	-2.0	0.45	1.5	1991	7.7	53.44	0.36
	1.0	-8.06	13.3	-1.5	0.45	1.5	1678	6.2	53.47	0.30
	1.0	-8.06	13.3	-1.0	0.45	1.5	1277	3.7	53.51	0.20
	1.0	-8.06	13.3	-0.5	0.45	1.5	1015	2.1	53.47	0.13
	1.0	-8.06	13.3	0.0	0.45	1.5	873	1.4	53.18	0.11
II	1.0	-8.26	13.3	-1.0	0.47	1.5	1109	3.5	53.27	0.19
	1.0	-8.06	13.3	-1.0	0.45	1.5	1277	3.7	53.51	0.20
	1.0	-7.76	13.3	-1.0	0.41	1.5	1509	3.7	53.92	0.21
	1.0	-7.46	13.3	-1.0	0.37	1.5	1719	3.6	54.31	0.21
	1.0	-7.16	13.3	-1.0	0.32	1.5	1918	3.3	54.70	0.21
	1.0	-6.86	13.3	-1.0	0.27	1.5	2121	2.9	55.06	0.19
	1.0	-6.56	13.3	-1.0	0.22	1.5	2324	2.6	55.43	0.17
III	0.5	-8.06	13.3	-1.0	0.68	1.5	1348	3.6	53.14	0.17
	0.6	-8.06	13.3	-1.0	0.59	1.5	1380	4.0	53.37	0.20
	0.8	-8.06	13.3	-1.0	0.50	1.5	1341	3.9	53.49	0.20
	1.0	-8.06	13.3	-1.0	0.45	1.5	1277	3.7	53.51	0.20
	1.5	-8.06	13.3	-1.0	0.37	1.5	1135	3.2	53.50	0.17
	2.0	-8.06	13.3	-1.0	0.32	1.5	1033	2.8	53.45	0.15
	2.5	-8.06	13.3	-1.0	0.29	1.5	962	2.5	53.40	0.14
IV	1.0	-8.06	11.9	-1.0	0.20	1.5	889	2.6	53.81	0.14
	1.0	-8.06	12.3	-1.0	0.26	1.5	989	3.0	53.74	0.16
	1.0	-8.06	12.8	-1.0	0.35	1.5	1135	3.4	53.63	0.18
	1.0	-8.06	13.3	-1.0	0.45	1.5	1277	3.7	53.51	0.20
	1.0	-8.06	13.8	-1.0	0.55	1.5	1400	4.0	53.38	0.21
	1.0	-8.06	14.3	-1.0	0.66	1.5	1503	4.2	53.23	0.22
	1.0	-8.06	14.6	-1.0	0.72	1.5	1555	4.4	53.12	0.22
V	1.0	-8.06	13.3	-1.0	0.41	1.0	1322	4.2	53.67	0.24
	1.0	-8.06	13.3	-1.0	0.45	1.5	1277	3.7	53.51	0.20
	1.0	-8.06	13.3	-1.0	0.48	2.0	1246	3.3	53.40	0.17
	1.0	-8.06	13.3	-1.0	0.50	2.5	1225	2.9	53.31	0.16

eventually destroys the blobs, and that the resulting single-component flow coasts to  $\infty$  as a pure coronal wind. Thus, in broad outline, the volumetric roles of hot and cool gas in O-star winds are reversed. In the now standard picture for a star such as  $\zeta$  Puppis the X-ray emitting gas occupies a tiny fraction of the wind's volume, with the bulk of the volume being highly-clumped cool gas with  $T \sim T_{eq}$ . In contrast, in the picture suggested here for the weak-wind stars, X-ray emitting gas fills most of the volume for  $r \gtrsim 1.3R$ , with surviving cool gas in the form of dense clumps with  $f_b \sim 0.01 - 0.03$ .

As is common elsewhere in astrophysics, the approach adopted in this paper is phenomenological modelling. A simplified picture of the phenomenon is combined with approximate treatments of the expected physical effects to create an 'end-to-end' tractable theory that obeys conservation laws and makes testable predictions. Such theories are of course always an interim measure, to be discarded when the obstacles to calculation from first principles are overcome. Unfortunately, in this case, these obstacles are formidable: 3-D time-dependent gas dynamics, radiative transfer, and heat conduction including saturation and possibly magnetic suppression.

Evidently, the fundamental approach is unlikely to yield results anytime soon. Accordingly, possible improvements of the crude modelling described herein should be investigated. Also diagnostic codes should incorporate features of such models to extract more reliable parameters from observational data.

## Appendix A: Heat conduction into a spherical blob

In zone 2, the blobs are surrounded by gas whose temperature is rising to coronal values. Conduction will therefore transfer heat into the blobs, and this constitutes a loss term in the energy equation for the ambient gas.

Given that  $f_b \ll 1$ , it suffices to consider a single spherical blob with temperature  $T_b$  and radius  $\sigma$  located at  $r = 0$  in an infinite medium with  $T \rightarrow T_a$  as  $r \rightarrow \infty$ . If  $\dot{\mathcal{C}}$  is the cooling rate per unit volume and  $\kappa$  is the conductivity, the equilibrium temperature profile for  $r > \sigma$  is given by the equations

$$\frac{d\mathcal{L}}{dr} = 4\pi r^2 [\dot{\mathcal{C}}(T) - \dot{\mathcal{C}}(T_a)] \quad (\text{A.1})$$

and

$$\frac{dT}{dr} = \frac{\mathcal{L}}{4\pi r^2 \kappa} \quad (\text{A.2})$$

with boundary conditions

$$T(\sigma) = T_b \quad \text{and} \quad T(\infty) = T_a \quad (\text{A.3})$$

In the blob's absence, the gas is isothermal and has cooling rate  $\dot{\mathcal{C}}(T_a)$ , which is subtracted in Eq. (A.1). Accordingly,  $\mathcal{L}(\infty)$  is the *additional* cooling due to the blob's presence. Of this,  $\Delta\mathcal{L} = \mathcal{L}(\infty) - \mathcal{L}(\sigma)$  represents emission from ambient gas cooled below  $T_a$  by the blob, and  $\mathcal{L}(\sigma)$  is the rate of heat conduction into the blob.

In thermal equilibrium,  $\mathcal{L}(\sigma)$  is balanced by emission from within the blob. Now, since radiative cooling is  $\propto \rho^2$  and  $\rho_b \gg \rho_a$ , we expect that  $\Delta\mathcal{L} \ll \mathcal{L}(\sigma)$ . Therefore, to a first approximation,  $\mathcal{L}(r > \sigma) = \mathcal{L}(\sigma)$ , a constant, and this



allows Eq. (A.2) to be solved analytically when  $\kappa \propto T^{5/2}$  (Spitzer 1962). The resulting temperature profile is given by

$$t^{7/2} = t_b^{7/2} + (1 - t_b^{7/2})(1 - \frac{\sigma}{r}) \quad (\text{A.4})$$

where  $t = T(r)/T_a$ , and the corresponding rate of heat conduction into the blob is

$$\mathcal{L}_{cl} = \frac{8}{7} \pi \sigma [(\kappa T)_a - (\kappa T)_b] \quad (\text{A.5})$$

Since  $\kappa T \propto T^{7/2}$ ,  $\mathcal{L}_{cl}$  is insensitive to  $T_b$  when  $T_a \gg T_b$ . For the solutions reported in Sects. 5 and 6, we take  $\kappa = 1.0 \times 10^{-6} T^{5/2}$ , corresponding to Coulomb logarithm  $\ln \Lambda = 17$ .

The above discussion treats conduction in the diffusion limit - i.e., where the mean free path of the electrons is  $\ll$  macroscopic length scales. In the opposite limit, heat conduction into the blob is flux-limited and saturates at

$$\mathcal{L}_{sat} = 4\pi\sigma^2 q_{sat} \quad (\text{A.6})$$

where  $q_{sat}$  is estimated by Cowie & McKee (1977) to be

$$q_{sat} = 0.4 \left( \frac{2kT_e}{\pi m_e} \right)^{1/2} n_e kT_e \quad (\text{A.7})$$

and is here evaluated at  $T_a, (n_e)_a$ . Interpolating between these limits (cf. Balbus & McKee 1982), we take the rate of heat conduction into the blob to be  $\mathcal{L}_{cond}$ , where

$$\mathcal{L}_{cond}^{-1} = \mathcal{L}_{cl}^{-1} + \mathcal{L}_{sat}^{-1} \quad (\text{A.8})$$

At high temperatures, this gives  $\mathcal{L}_{cond} \propto T^{3/2}$  in place of  $\mathcal{L}_{cl} \propto T^{7/2}$ .

The above formula is for a non-magnetized plasma. But since stars in and near the weak-wind domain have detected magnetic fields (e.g., Oskinova et al. 2011), we include the possibility of magnetic suppression of heat conduction by writing

$$\mathcal{L}_{in} = \phi \mathcal{L}_{cond} \quad (\text{A.9})$$

In this investigation,  $\phi$  is varied to explore its impact on the solutions. In future, it may be determined or constrained by fitting observational data.

The suppression of thermal conductivity in astrophysical plasmas has been strikingly confirmed by the discovery of cold fronts in X-ray maps of clusters of galaxies (e.g., Carilli & Taylor 2002). For the cluster Abell 2142, Ettori & Fabian (2000) estimate a reduction factor of between 250 and 2500. They speculate that, as a result of merging, different magnetic structures are in contact and so remain to high degree thermally isolated. The displacements of wind clumps from their nascent ambient surroundings might well lead similarly to substantial reduction factors.

## References

- Balbus, S.A., & McKee, C.F. 1982, ApJ, 252, 529  
 Bouret, J.-C., Lanz, T., & Hillier, D. J. 2005, A&A, 438, 301  
 Bouret, J.-C., Lanz, T., Hillier, D. J., & Foellmi, C. 2008, in *Clumping in Hot Star Winds*, W.-R. Hamann, A. Feldmeier, & L.M. Oskinova, eds. (Potsdam: Univ. -Verl.)  
 Carilli, C. L., & Taylor, G. B. 2002, ARA&A, 40, 319  
 Cowie, L.L., & McKee, C.F. 1977, ApJ, 211, 135  
 De Young, D. S., & Axford W. I. 1967, Nature, 216, 129  
 Dere, K. P., Landi, E., Young, P. R., Del Zanna, G., Landini, M., & Mason, H. E. 2009, A&A, 498, 915

- Draine, B. T., & McKee, C. F. 1993, ARA&A, 31, 373  
 Ettori, S., & Fabian, A. C. 2000, MNRAS, 317, 57  
 Feldmeier, A., 1995, A&A, 299, 523  
 Graham, R., & Langer, W.D., 1977, ApJ, 179, 469  
 Guo, J. H., 2010, A&A, 512, 50  
 Harnden, F. R., Jr., Branduardi, G., Gorenstein, P., Grindlay, J., Rosner, R., Topka, K., Elvis, M., Pye, J. P., & Vaiana, G. S. 1979 ApJ, 234L, 51  
 Howk, J.C., Cassinelli, J.P., Bjorkman, J.E., Lamers, H.J.G.L.M. 2000, ApJ, 534, 348  
 Landau, L.D., & Lifshitz, E. M. 1959, *Fluid Mechanics* (Pergamon Press)  
 Lucy, L.B. 2010a, A&A, 512, 33 (L10a)  
 Lucy, L.B. 2010b, A&A, 524, 41 (L10b)  
 Lucy, L. B., & White, R. L. 1980, ApJ, 241, 300 (LW)  
 Macfarlane, J. J., & Cassinelli, J. P. 1989, ApJ, 347, 1090  
 McKee, C.F., & Cowie, L.L. 1977, ApJ, 215, 213  
 Marcolino, W. L. F., Bouret, J.-C., Martins, F., Hillier, D. J., Lanz, T., & Escolano, C. 2009, A&A, 498, 837 (M09)  
 Oskinova, L. M., Todt, H., Ignace, R., Brown, J. C., Cassinelli, J. P., & Hamann, W.-R. 2011, MNRAS, 416, 1456  
 Owocki, S. P., Castor, J. I., & Rybicki, G. B. 1988, ApJ, 335, 914  
 Spitzer, L. 1962, *Physics of Fully Ionized Gases* (New York: Interscience)  
 Vieser, W., & Hensler, G. 2007, A&A, 475, 251  
 Vink, J.S., de Koter, A., & Lamers, H.J.G.L.M. 2000, A&A, 362, 295