

Forward Jets and Forward-Central Jets at CMS

Niladri Sen, on behalf of the CMS Collaboration

Deutsches Elektronen-Synchrotron, Notkestraße 85, Hamburg, Germany

Abstract. We report on cross section measurements for inclusive forward jet production and for the simultaneous production of a forward and a central jet in $\sqrt{s}=7$ TeV pp -collisions. Data collected in 2010, corresponding to an integrated luminosity of 3.14 pb^{-1} , is used for the measurements. Jets in the transverse momentum range $p_T = 35 - 140 \text{ GeV}/c$ are reconstructed with the anti- k_T ($R = 0.5$) algorithm. The extended coverage of large pseudo-rapidities is provided by the Hadronic Forward calorimeter ($3.2 < |\eta| < 4.7$), while central jets are limited to $|\eta| < 2.8$, covered by the main detector components. The two differential cross sections are presented as a function of the jet transverse momentum. Comparisons to next-to-leading order perturbative calculations, and predictions from event generators based on different parton showering mechanisms (PYTHIA and HERWIG) and parton dynamics (CASCADE) are shown.

Keywords: CMS, forward physics, jets, QCD

PACS: 13.60.Hb, 13.85.Fb, 13.87.-a

INTRODUCTION

Jet production in hadron-hadron collisions is sensitive to underlying partonic processes, initial- and final-state radiation (ISR and FSR), and to the parton density functions (PDFs) of the colliding hadrons. Measurements of jet cross sections at previous colliders are well described over several orders of magnitude by perturbative calculations [1] [2]. However, the jets were limited to central pseudo-rapidities ($|\eta| < 2.4$), where the momentum fraction of the incoming partons (x_1, x_2) were of the same order. Jets at large pseudo-rapidities (i.e., forward or backward jets, $|\eta| > 3$) result from interactions between colliding partons with differing momentum fractions (e.g. $x_1 \ll x_2$), allowing us to investigate QCD-effects at small- x . At such small- x values, PDFs are well constrained by DIS data, but there might be additional effects that play a role. We expect signals of parton dynamics beyond the standard DGLAP evolution (e.g., BFKL or CCFM), and saturation effects are foreseen. Moreover, forward jets are of interest in vector-boson-fusion processes, which is one of the mechanisms for Higgs boson production.

The Large Hadron Collider (LHC) is a proton-proton collider with a beam energy of 7 TeV and a design luminosity of $L = 34 \text{ cm}^{-2}\text{s}^{-1}$, designed to explore a new energy scale. At the collider, momentum fraction of the proton (x) carried by the partons can become very small and the parton densities become large. Additionally, the probability of more than one partonic interaction per event increases for collision energies produced at the LHC, and probing the forward region opens up a large phase space for QCD emissions. Thus, the LHC provides the perfect opportunity to study small- x physics and QCD effects through measurements of forward and forward-central jet production. Here, a measurement of the cross section of inclusive forward jets [3] and of the production of a forward jet in conjunction with a central jet [4], using data collected by the Compact Muon Solenoid (CMS), in $\sqrt{s} = 7$ TeV pp -collisions at the LHC is presented.

THE CMS DETECTOR

The CMS experiment [5], located on the French-side of CERN, operates a multi-purpse detector to study pp collisions at the LHC. The detector covers a solid angle approaching 4π and incorporates vertex, calorimeter and muon chambers. The tracking system covers the pseudo-rapidity range $-2.5 < \eta < 2.5$ and the calorimeter system covers the range $-5 < \eta < 5$. The Hadronic Forward Calorimeter (HF), made of iron absorbers embedded with radiation hard quartz fibres, is used for measuring forward jets and energy, providing an almost hermetic coverage upto $|\eta| \sim 5$.

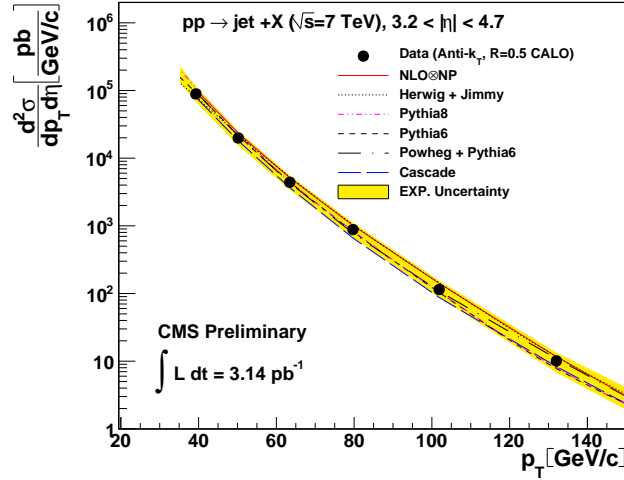


FIGURE 1. Inclusive jet cross section measured at forward pseudo-rapidities ($3.2 < |\eta| < 4.7$), fully corrected and unfolded, compared to various hadron-level predictions. The error band represents the experimental systematic uncertainty.

CROSS SECTION MEASUREMENT FOR INCLUSIVE FORWARD JET PRODUCTION

Jets are built from calorimeter information using the infrared and collinear safe anti- k_T ($R=0.5$) jet clustering algorithm [6]. A single jet trigger ($p_T > 15$ GeV), fully efficient in region of the measurement ($p_T > 35$ GeV) selects jets from the data sample. Jet quality criteria are applied to remove unphysical energy deposits, and the selection requirements ensure that the jets are well contained within the fiducial acceptance, i.e. their reconstructed axis is within $3.2 < |\eta| < 4.7$ [7].

The jet cross section is fully corrected for detector reconstruction effects via a bin-by-bin correction factor calculated from simulated samples. The number of jets, N_{jets} , are binned in transverse momentum (p_T) and pseudo-rapidity (η). The final differential inclusive jet cross-section is:

$$\frac{d^2\sigma}{dp_T d\eta} = \frac{C_{unfold}}{L} \cdot \frac{N_{jets}}{\Delta p_T \cdot \Delta \eta} \quad (1)$$

where C_{unfold} is the correction factor accounting for detector effects (e.g. migrations, resolution), and Δp_T and $\Delta \eta$ are the bin widths in p_T and η respectively.

Both experimental and theoretical sources of uncertainties have been considered. The dominant experimental systematic uncertainty is the accuracy of the jet energy scale (JES), which is 20%–30% in all p_T bins of the measured cross section. Additional sources include the p_T resolution for bin-by-bin corrections (3%–6%) and the luminosity measurement (4%). The theoretical uncertainties are estimated by checking non-perturbative effects through PYTHIA and HERWIG comparisons, ascertaining the impact of different PDFs and the variation of μ_r and μ_f by a factor of 2.

Figure 1 shows the fully corrected jet cross section as a function of p_T , in comparison to various theoretical models. The yellow-band indicates the experimental uncertainty. Figure 2 shows the fractional difference between the experimental jet cross-section and the theoretical predictions. Within the uncertainties, the hadron-level predictions are in good agreement with the data. The exception is CASCADE, where shape variations at high p_T are observed between the measured forward jet spectra and the prediction.

CROSS SECTION MEASUREMENT FOR SIMULTANEOUS PRODUCTION OF A FORWARD AND A CENTRAL JET

The jet clustering algorithm, widths in the p_T spectrum, and selection criteria are the same in this measurement as for the inclusive jet cross section analysis. The only difference is the additional requirement of a well-reconstructed central ($|\eta| < 2.8$) jet. That is, an event is accepted if there are at least two reconstructed jets with $p_T > 35$ GeV, one

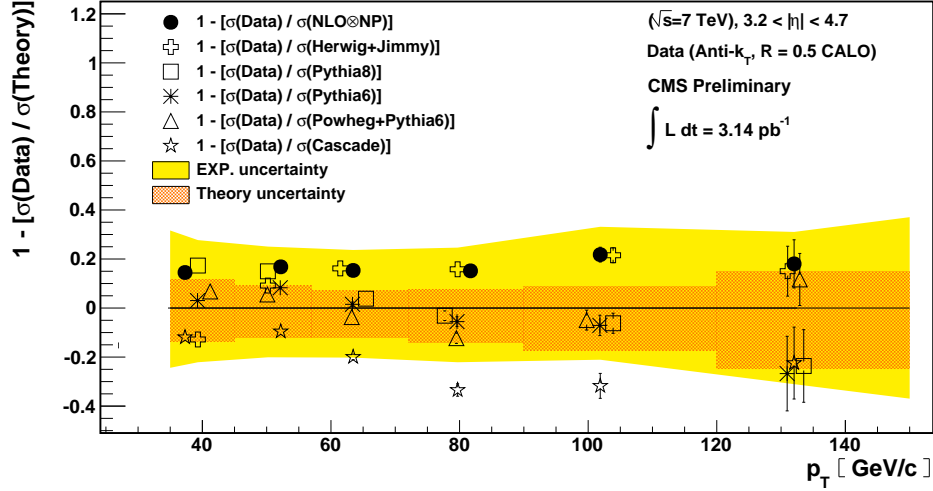


FIGURE 2. Fractional differences between forward jet spectra and theoretical predictions. The error-bars on the data points show statistical uncertainties. The error bands represent the systematical and theoretical uncertainties.

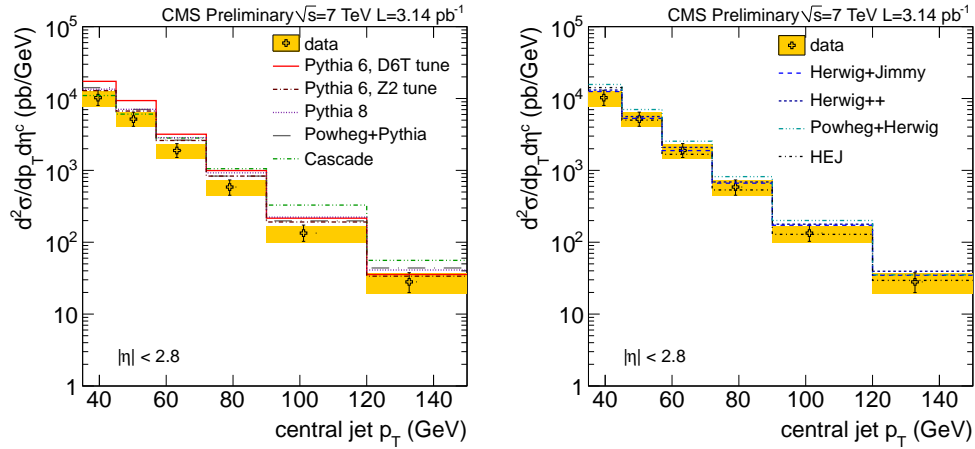


FIGURE 3. Fully corrected p_T -differential jet cross-section for the central region ($|\eta| < 2.8$) compared to various event generators, PYTHIA and CASCADE (left), HERWIG and HEJ (right). The error-bars on the data points show statistical uncertainties. The error bands represent the systematical.

with its axis within the central region ($|\eta| < 2.8$), and the other within the HF ($3.2 < |\eta| < 4.7$). If there is more than one jet present in either of the regions, the leading jet is considered.

The jet cross-sections are obtained using a bin-by-bin correction as for the inclusive jet production analysis. In this case, however, the simulated samples were re-weighted at hadron level to describe the measured data distributions. The JES remains as the dominant systematic uncertainty ($\sim 25\%$). The model dependence is the second largest uncertainty, estimated by the variation of bin-by-bin correction factors from different MCs ($5\% - 15\%$).

The fully corrected cross section for simultaneous production of at least one central and one forward jet is measured as a function of jet p_T . Figures 3–4 present the measurement with the corresponding hadron-level predictions in contrast, for central jets and forward jets respectively. The yellow bands indicate the experimental systematic uncertainties summed in quadrature and the error bars represent the statistical uncertainty. The plots on the left show some discrepancies between PYTHIA and data, especially in the central region. HERWIG, which uses angular-ordered parton showers, describes the data better, for both regions of pseudo-rapidity.

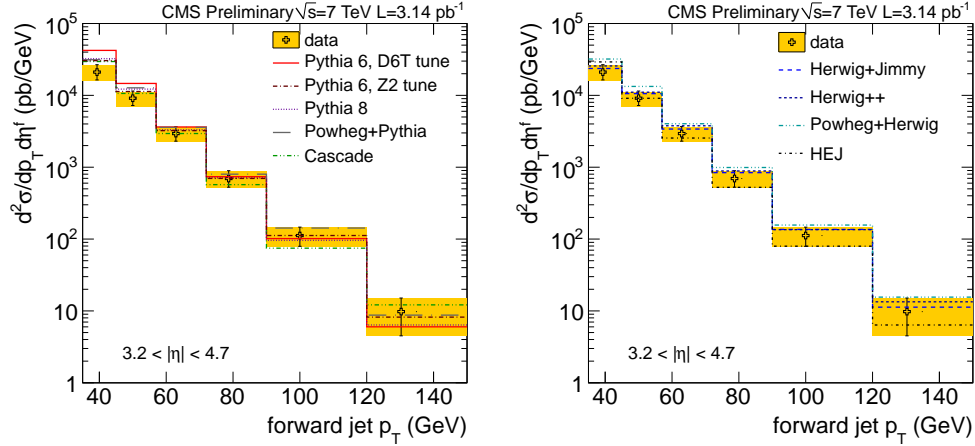


FIGURE 4. Fully corrected p_T -differential jet cross-section for the forward region ($3.2 < |\eta| < 4.7$) compared to various event generators, PYTHIA and CASCADE (left), HERWIG and HEJ (right). The error-bars on the data points show statistical uncertainties. The error bands represent the systematical uncertainties.

CONCLUSION

We present a measurement of jet production in the forward pseudo-rapidity range $3.2 < |\eta| < 4.7$, and the cross section for the simultaneous production of one central and one forward jet, using 3.14 pb^{-1} of CMS data collected during the early $\sqrt{s} = 7 \text{ TeV}$ pp-collisions. Within the current experimental and theoretical uncertainties, perturbative calculations reproduce the measured inclusive forward jet cross section well. The data-model comparison of the forward-central jet measurement show that only some calculations are in reasonable agreement with data. Both measurements are a first test of perturbative QCD calculations in the forward region, providing the basis for further investigation of this interesting region of phase space.

ACKNOWLEDGEMENTS

Copyright CERN for the benefit of the CMS Collaboration.

REFERENCES

1. CDF Collaboration, *Phys. Rev.* **D78** (2008).
2. D0 Collaboration, *Phys. Rev. Lett.* **101** (2008).
3. CMS Collaboration, Measurement of forward jets in proton-proton collisions at 7 TeV (2011), CMS Physics Analysis Summary FWD-10-003.
4. CMS Collaboration, Cross section measurement for simultaneous production of a central and a forward jet in proton-proton collisions at 7 TeV (2011), CMS Physics Analysis Summary FWD-10-006.
5. CMS Collaboration, *The CMS experiment at the CERN LHC*, JINST 3:S08004, 2008.
6. G.Soyez, M. Cacciari, G.P. Salam, *JHEP* **04** (2008).
7. CMS Collaboration, Performance of jet algorithms in CMS (2007), CMS Physics Analysis Summary JME-07-003.