

Scalar Perturbation in Symmetric Lee-Wick Bouncing Universe

Inyong Cho¹ and O-Kab Kwon²

¹*Institute of Convergence Fundamental Studies & School of Liberal Arts,
Seoul National University of Science and Technology, Seoul 139-743, Korea*

²*Department of Physics, BK21 Physics Research Division, Institute of Basic Science,
Sungkyunkwan University, Suwon 440-746, Korea,*

iycho@seoultech.ac.kr, okab@skku.edu

Abstract

We investigate the scalar perturbation in the Lee-Wick bouncing universe driven by an ordinary scalar field plus a ghost field. We consider only a symmetric evolution of the universe and the scalar fields about the bouncing point. The gauge invariant Sasaki-Mukhanov variable is numerically solved in the spatially flat gauge. We find a new form of the initial perturbation growing during the contracting phase. After the bouncing, this growing mode stabilizes to a constant mode which is responsible for the late-time power spectrum.

Contents

1	Introduction	2
2	Evolution of background universe	3
2.1	Symmetric bouncing universe	4
2.2	Numerical solutions	5
3	Scalar Perturbation and Sasaki-Mukhanov Variable Q_n	7
4	Evaluation of Q_n	9
5	Initial Perturbation and Power Spectrum	12
5.1	Comoving curvature \mathcal{R}	12
5.2	Initial Perturbation	15
5.3	Analysis of \mathcal{R} modes and late-time power spectrum	17
6	Conclusions	18

1 Introduction

Lee and Wick (LW) constructed quantum electrodynamics with the higher derivative (HD) propagator for a photon [1]. The HD term in the denominator of the propagator improves the ultraviolet convergence of the Feynman diagram since the propagator falls off more quickly as momentum grows. A minimal set of the HD term leads to an additional physical pole in the propagator, corresponding to a massive LW-photon with the wrong-sign residue. It seems that the wrong sign gives rise to the instability or the violation of unitarity in the theory. Lee and Wick proposed a deformation of integration contours in the Feynman diagram so that the theory can be free from the instability and the violation of unitarity.

Recently Lee-Wick Standard Model (LWSM) has been proposed as a candidate to solve the hierarchy problem in the Standard Model [2]. Every field in the LWSM has a higher derivative kinetic term. Using the auxiliary field (AF) method, the HD term can be converted into the degree of freedom of a massive field with wrong-sign kinetic term, referred as the LW partner. Since the LW partner can decay into ordinary fields, the *wrong sign* does not cause the violation of unitarity at macroscopic scales [1, 3, 4]. Soon after, the $N = 3$ HD theory was constructed by mapping among the HD Lagrangian, the AF Lagrangian, and the LW form in Ref. [5], and the generalized N formalism for the scalar field was constructed in Ref. [6].

Very recently, Cai *et. al.* applied the $N = 2$ scalar-field Lee-Wick model to cosmology, and investigated the evolution of the universe [7]. (See also Refs. [8].) They found that the universe naturally bounces from the contracting phase to the expanding phase owing to the energy-condition violating Lee-Wick partner field. The merit of the bouncing universe in general is that cosmological problems such as the flatness and the horizon problems are naturally solved [7]: during the contracting phase, the deviation of Ω_K from 0 decreases (solution to the flatness problem), and the universe starts well inside the horizon (solution to the horizon problem). The remaining is whether or not, the bouncing universe can provide proper density perturbations for structure formation. What the authors found in the Lee-Wick bouncing model are that the density perturbation at the bouncing point is nonsingular and the power spectrum can be scale-invariant. See also Refs. [9] for the recent works about nonsingular bouncing universe models.

In this work, we investigate the scalar perturbation and study precisely its properties by inspecting the comoving curvature. We consider a symmetric background universe about the bouncing point and numerically solve the scalar perturbation. We find a new type of initial vacuum solution, and discuss its growth and resulting late-time power spectrum.

The paper is organized as following. In Sec. 2, the evolution of the background universe is calculated. In Sec. 3, the scalar perturbation theory is briefly introduced. In Sec. 4, the gauge invariant Sasaki-Mukhanov variable is calculated. In Sec. 5, the comoving curvature is evaluated, the initial perturbation is obtained, and the late-time power spectrum is discussed. In Sec. 6, we conclude.

2 Evolution of background universe

The general higher derivative Lagrangian of a self-interacting real scalar field ϕ is given by

$$\mathcal{L}_{\text{HD}}^{(N)} = \frac{1}{2} \sum_{n=1}^N (-1)^{n+1} a_n \phi \square^n \phi - \frac{1}{2} m^2 \phi^2 - V(\phi), \quad (a_1 = 1), \quad (2.1)$$

where $\square \equiv \frac{1}{\sqrt{-g}} \partial_\mu (\sqrt{-g} g^{\mu\nu} \partial_\nu)$, N denotes the number of physical poles in the propagator of ϕ , a_n is a constant coefficient with mass dimension $[a_n] = 2 - 2n$, and $V(\phi)$ represents an interaction potential of the scalar field. Introducing auxiliary fields we can show the Lagrangian (2.1) is equivalent to that of N scalar fields with quadratic kinetic terms, referred as the Lee-Wick Lagrangian, up to the quantum level [6],

$$\mathcal{L}_{\text{LW}}^{(N)} = \frac{1}{2} \sum_{n=1}^N (-1)^{n+1} \varphi_n (\square - m_n^2) \varphi_n - \mathcal{V}(\varphi_1, \dots, \varphi_N), \quad (m_1^2 < m_2^2 \dots < m_N^2), \quad (2.2)$$

where \mathcal{V} represents the interaction potential originated from V in (2.1).

2.1 Symmetric bouncing universe

We consider the $N = 2$ Lee-Wick model with vanishing interaction potential, which consists of one ordinary massive scalar field φ_1 and one ghostlike Lee-Wick partner field φ_2 . The Einstein-Hilbert action with these matter fields is

$$S_{\text{LW}} = \int d^4x \sqrt{-g} \left[\frac{R}{16\pi G} + \sum_{n=1}^N (-1)^n \left(\frac{1}{2} \partial_\mu \varphi_n \partial^\mu \varphi_n + \frac{1}{2} m_n^2 \varphi_n^2 \right) \right]. \quad (2.3)$$

The corresponding energy-momentum tensor is given by

$$T^\mu_\nu = \sum_{n=1}^N (-1)^{n+1} \left[\partial^\mu \varphi_n \partial_\nu \varphi_n - \delta^\mu_\nu \left(\frac{1}{2} \partial_\lambda \varphi_n \partial^\lambda \varphi_n + \frac{1}{2} m_n^2 \varphi_n^2 \right) \right]. \quad (2.4)$$

Nonvanishing components of the energy-momentum tensor for the time-dependent scalar fields are

$$\begin{aligned} T^0_0 &= \sum_{n=1}^N (-1)^{n+1} \left[-\frac{1}{2} \dot{\varphi}_n^2 - \frac{1}{2} m_n^2 \varphi_n^2 \right], \\ T^i_i &= \sum_{n=1}^N (-1)^{n+1} \left[\frac{1}{2} \dot{\varphi}_n^2 - \frac{1}{2} m_n^2 \varphi_n^2 \right]. \end{aligned} \quad (2.5)$$

With an isotropic metric ansatz describing the background universe,

$$ds^2 = -dt^2 + a(t)^2 dx^i dx^i, \quad (2.6)$$

the Einstein's equation and the scalar field equation read

$$H^2 = \frac{8\pi G}{3} \sum_{n=1}^N (-1)^{n+1} \left(\frac{1}{2} \dot{\varphi}_n^2 + \frac{1}{2} m_n^2 \varphi_n^2 \right), \quad (2.7)$$

$$\dot{H} = -4\pi G \sum_{n=1}^N (-1)^{n+1} \dot{\varphi}_n^2, \quad (2.8)$$

$$\ddot{\varphi}_n + 3H \dot{\varphi}_n + m_n^2 \varphi_n = 0. \quad (2.9)$$

Since the Lee-Wick partner field is a ghost that violates the null energy condition, the background evolution can have a bouncing from contracting to expanding. Let us set the bouncing moment at $t = 0$. In addition, we shall consider a symmetric background about $t = 0$. In order to have a *symmetric bouncing* universe, we need to set conditions at $t = 0$. The choice of those conditions is not unique, and we adopt one as following:

1. One should have $\dot{a}(0) = 0$, i.e., $H(0) = 0$, as a necessary condition for a bouncing universe. This makes the left-hand side of (2.7) vanish. One can arrange the right-hand side in several ways to make it vanish. We adopt nonvanishing values of $\varphi_n(0)$, then $\dot{\varphi}_n(0)$ should vanish for $\varphi_n(t)$ to be symmetric, i.e., $\varphi_n(t)$'s are even functions.
2. As $\dot{\varphi}_n(0) = 0$, $\dot{H}(0) = 0$ from (2.8). This implies $\ddot{a}(0) = 0$.
3. Differentiating (2.8), it is manifest that $\ddot{a}(0) = 0$, i.e., $\ddot{H}(0) = 0$.
4. The conditions 1-3 provide a bouncing universe. However, for a bouncing from contracting to expanding, another condition is needed, $\ddot{a}(0) > 0$, i.e., $\ddot{H}(0) > 0$. In order to satisfy this condition, we shall see later that one must have $|m_1| < |m_2|$.

As a whole, $a(t)$ and $\varphi_n(t)$ are even functions, and $H(t)$ is an odd function.

2.2 Numerical solutions

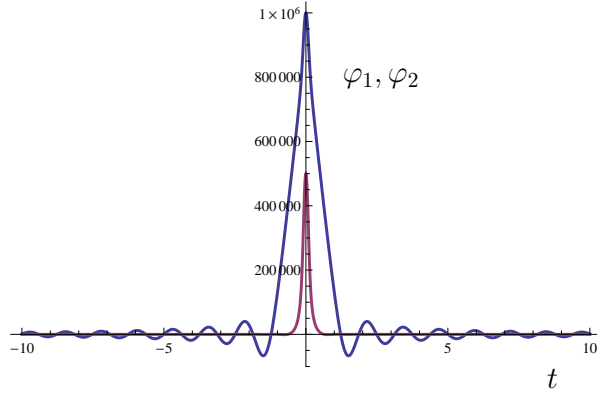
We numerically solve the field equations (2.8) and (2.9). We integrate the field equations from $t = 0$ to the $t > 0$ region. What is good to do this is that it is numerically convergent and stable. Then the solutions for the $t < 0$ region are obtained simply by *symmetry*. If one integrated from some moment at $t < 0$, the numerical instability would grow up, and it should be very difficult to overcome the bouncing point. In addition, even if one could obtain smooth regular solutions connected to the $t > 0$ region, it would never be strictly symmetric about the bouncing point.

Applying the symmetric bouncing conditions at $t = 0$ discussed in the previous subsection, once m_n 's are fixed, the only condition remaining for numerical calculation is $\varphi_1(0)$, or $\varphi_2(0)$. The numerical results for the background fields are plotted in Fig. 1. For numerical calculations in this paper, we set $m_2 = 2m_1 = 10^{-5}m_p \equiv 10M_r$ and $\varphi_1(0) = (m_2/m_1)\varphi_2(0) = m_p = 10^6M_r$.¹

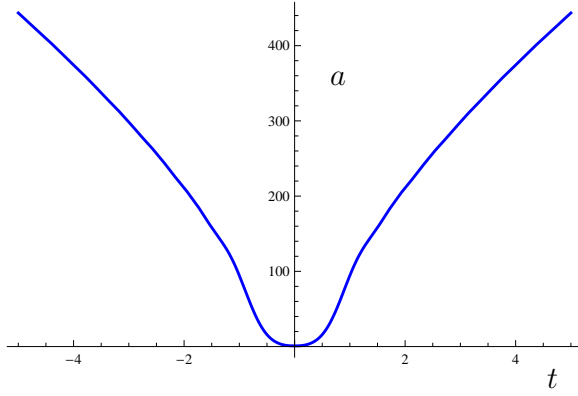
At the bouncing point $t = 0$, the scalar fields start to decrease from their maximum values, and then undergo damped oscillations about $\varphi_n = 0$. In the $t < 0$ region, the evolution is exactly opposite; the amplitudes of oscillations grow and the scalar fields reach their maxima at $t = 0$. The amplitude of φ_1 is much larger than that of φ_2 in our set-up.

While the scalar fields roll down from their maxima for $t > 0$, the universe undergoes accelerating expansion, $\ddot{a} > 0$. Afterwards, the scalar fields start to oscillate and play the role of pressureless dust which drives the universe to settle down to the matter-dominated expansion, $a \sim t^{2/3}$. When $t < 0$, the universe contracts initially as $a \sim (-t)^{2/3}$, and then undergoes accelerating contraction till the bounce.

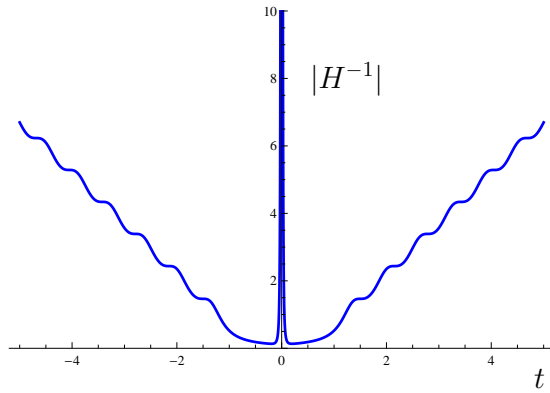
¹In this paper, we introduce a mass unit $M_r = 10^{-6}m_p$, where m_p is the Planck mass, and all the physical quantities are expressed in this unit.



(a)



(b)



(c)

Figure 1: Plot of the background fields which are symmetric about $t = 0$ for $m_2 = 2m_1 = 10^{-5}m_p \equiv 10M_r$, $\varphi_1(0) = (m_2/m_1)\varphi_2(0) = m_p = 10^6 M_r$, $\dot{\varphi}_1(0) = \dot{\varphi}_2(0) = 0$, $H(0) = 0$, and $a(0) = 1$. (a) Scalar fields φ_1 and φ_2 exhibit damped oscillations. The amplitude of φ_1 is much larger. (b) The scale factor a shows the accelerating contraction/expansion near $t = 0$, and $|t|^{2/3}$ contraction/expansion at large $|t|$. (c) The horizon scale $|H^{-1}|$ diverges near $t = 0$ and at large $|t|$.

The horizon scale $|H^{-1}|$ diverges at $t = 0$ and $t \rightarrow \pm\infty$. A moderate comoving scale initially starts well inside the horizon at large $|t|$ ($t < 0$), and crosses the horizon four times to enter the current universe.

During the matter-dominated period controlled mainly by oscillating φ_1 at large $|t|$, the scale factor is approximated by $a \approx \alpha t^{2/3}$ where α is a constant depending on the values of m_n and $\varphi_n(0)$. Then field equations (2.7)-(2.9) allow the following asymptotic solutions,

$$\varphi_1(t) \approx \frac{\cos(m_1 t + \alpha_1)}{\sqrt{3\pi G} m_1 t}, \quad (2.10)$$

$$H(t) \approx \frac{2}{3t} + \frac{\sin(2m_1 t + 2\alpha_1)}{3m_1 t^2}, \quad (2.11)$$

where α_1 is a phase factor depending on the values of m_n and $\varphi_n(0)$.

3 Scalar Perturbation and Sasaki-Mukhanov Variable Q_n

In this section, we briefly review the scalar perturbation with multiple matter scalar fields, based on Refs. [10–12], and apply for the case of N Lee-Wick scalar fields. The metric perturbation is decomposed into four scalar, four vector, and two tensor components. For the scalar perturbation with N matter scalar fields, the total number of perturbation modes is $4 + N$. Imposing two constraints originating from (00)- and (0i)-components of the Einstein's equation and fixing two gauge degrees of freedom from the $(4 + N)$ -modes, we have only N dynamical degrees of freedom in the system.

Let us consider the linear scalar perturbation of the Friedmann-Robertson-Walker metric,

$$ds^2 = -(1 + 2A)dt^2 + 2a\partial_i B dx^i dt + a^2 [(1 - 2\psi)\delta_{ij} + 2\partial_i \partial_j E] dx^i dx^j, \quad (3.12)$$

where A , B , ψ , and E are four scalar modes. Then the (00)- and (0i)-components of the perturbed Einstein's equation give the relations, respectively,

$$\begin{aligned} 3H(\dot{\psi} + HA) + \frac{k^2}{a^2} [\psi + H(a^2 \dot{E} - aB)] &= -4\pi G \delta\rho, \\ \dot{\psi} + HA &= -4\pi G \delta q, \end{aligned} \quad (3.13)$$

where k stands for the comoving wave number, and

$$\begin{aligned} \delta\rho &= \sum_{n=1}^N (-1)^{n+1} [\dot{\varphi}_n(\delta\dot{\varphi}_n - \dot{\varphi}_n A) + m_n^2 \varphi_n \delta\varphi_n], \\ \delta q &= - \sum_{n=1}^N (-1)^{n+1} \dot{\varphi}_n \delta\varphi_n, \end{aligned} \quad (3.14)$$

and $\delta\varphi_n$ represents the perturbed mode of the background scalar field φ_n . The field equation for the matter fields is given by

$$\delta\ddot{\varphi}_n + 3H\delta\dot{\varphi}_n + \frac{k^2}{a^2}\delta\varphi_n + m_n^2\delta\varphi_n = -2m_n^2\varphi_n A + \dot{\varphi}_n \left[\dot{A} + 3\dot{\psi} + \frac{k^2}{a^2} (a^2\dot{E} - aB) \right]. \quad (3.15)$$

After fixing two gauge modes, we can completely determine the time evolution of the scalar perturbation using the equations (3.13) and (3.15). In other words, the resulting behaviors of the scalar perturbation satisfy the remaining (i,j) -components of the perturbed Einstein's equation.

In order to fix two gauge degrees of freedom, we introduce several gauge invariant quantities in terms of the scalar modes in the metric (3.12),

$$\begin{aligned} \Phi &\equiv A + aH(B - a\dot{E}) + a(B - a\dot{E}), \\ \Psi &\equiv \psi - aH(B - a\dot{E}). \end{aligned} \quad (3.16)$$

We also introduce a gauge invariant definition, which is referred as Sasaki-Mukhanov variables [13],

$$Q_n \equiv \delta\varphi_n + \frac{\dot{\varphi}_n}{H}\psi. \quad (3.17)$$

In this paper we choose the spatially flat gauge,

$$\psi = 0, \quad E = 0. \quad (3.18)$$

Then we can replace gauge dependent variables in (3.13) and (3.15) with the gauge invariant ones,

$$\begin{aligned} \delta\varphi_n &= Q_n, \\ a^2\dot{E} - aB &= \frac{\Psi}{H}. \end{aligned} \quad (3.19)$$

Using these relations we can rewrite the constraints in (3.13) as

$$\begin{aligned} \frac{k^2}{a^2}\Psi &= -4\pi G(\delta\rho - 3H\delta q) \\ &= -4\pi G \sum_{n=1}^N (-1)^{n+1} \left[\dot{\varphi}_n(\dot{Q}_n - \dot{\varphi}_n A) - \ddot{\varphi}_n Q_n \right], \\ A &= -\frac{4\pi G}{H}\delta q = \frac{4\pi G}{H} \sum_{n=1}^N (-1)^{n+1} \dot{\varphi}_n Q_n. \end{aligned} \quad (3.20)$$

Plugging (3.19) and (3.20) into (3.15), we express the right-hand side of (3.15) with the background

variables and Q_n ,

$$\begin{aligned}
\text{RHS} &= -2m_n^2\varphi_n A + \dot{\varphi}_n \left(\dot{A} + \frac{k^2}{a^2} \frac{\Psi}{H} \right) \\
&= 8\pi G \sum_{l=1}^N (-1)^{l+1} \left[\frac{1}{H} \ddot{\varphi}_n \dot{\varphi}_l Q_l + 3\dot{\varphi}_n \ddot{\varphi}_l Q_l + \frac{d}{dt} \left(\frac{1}{H} \right) \dot{\varphi}_n \dot{\varphi}_l Q_l + \frac{1}{H} \dot{\varphi}_n \ddot{\varphi}_l Q_l \right] \\
&= \frac{8\pi G}{a^3} \sum_{l=1}^N (-1)^{l+1} \frac{d}{dt} \left(\frac{a^3}{H} \dot{\varphi}_n \dot{\varphi}_l \right) Q_l,
\end{aligned} \tag{3.21}$$

where we used the background evolutions (2.8) and (2.9). We finally obtain N equations for Q_n ,

$$\ddot{Q}_n + 3H\dot{Q}_n + \frac{k^2}{a^2} Q_n + m_n^2 Q_n - \frac{8\pi G}{a^3} \sum_{l=1}^N (-1)^{l+1} \frac{d}{dt} \left(\frac{a^3}{H} \dot{\varphi}_n \dot{\varphi}_l \right) Q_l = 0. \tag{3.22}$$

With the Sasaki-Mukhanov variables Q_n , the *comoving curvature* \mathcal{R} is defined as

$$\mathcal{R} = \psi - \frac{H}{\rho + p} \delta q = H \times \left[\frac{\sum_{n=1}^N (-1)^{n+1} \dot{\varphi}_n Q_n}{\sum_{m=1}^N (-1)^{m+1} \dot{\varphi}_m^2} \right]. \tag{3.23}$$

4 Evaluation of Q_n

In this section, we solve numerically (3.22) for $N = 2$ to obtain $Q_n(t)$. The background fields $\varphi_n(t)$ and $H(t)$ were already solved numerically as in Sec. 2. In order to solve $Q_n(t)$ in this background, first we perform the series expansion about the bouncing point $t = 0$. The background fields can be expanded as

$$\varphi_n(t) = p_{n0} + p_{n1}t + p_{n2}t^2 + p_{n3}t^3 + \dots, \tag{4.24}$$

$$H(t) = h_0 + h_1t + h_2t^2 + h_3t^3 + \dots. \tag{4.25}$$

Plugging these expansions in the background field equations (2.8) and (2.9), we can obtain the coefficients p_{ni} 's and h_i 's. As we mentioned in Sec. 2, φ_n 's are even functions and H is an odd function. Therefore, $p_{ni}(i = \text{odd}) = 0$ and $h_i(i = \text{even}) = 0$. In addition, applying the *symmetric* and *bouncing* conditions at $t = 0$, all the other coefficients are expressed in terms of p_{n0} . [Note that $p_{n0} = \varphi_n(0)$. For the $N = 2$ case, only one of p_{n0} is free since $m_1^2\varphi_1^2(0) = m_2^2\varphi_2^2(0)$ from (2.7).]

The coefficients are then determined as follows;

$$\begin{aligned}
p_{n2} &= -\frac{m_n^2}{2} p_{n0}, \\
p_{n4} &= \frac{m_n^4}{24} p_{n0}, \\
p_{n6} &= -\frac{m_n^6}{30} \left[4\pi G \sum_{l=1}^N (-1)^{l+1} \frac{m_l^4}{m_n^4} p_{l0}^2 + \frac{1}{24} \right] p_{n0}, \\
&\dots,
\end{aligned} \tag{4.26}$$

$$\begin{aligned}
h_1 &= 0, \\
h_3 &= -\frac{4\pi G}{3} \sum_{n=1}^N (-1)^{n+1} m_n^4 p_{n0}^2, \\
h_5 &= \frac{4\pi G}{15} \sum_{n=1}^N (-1)^{n+1} m_n^6 p_{n0}^2, \\
&\dots.
\end{aligned} \tag{4.27}$$

The corresponding behavior of the scale factor near the bouncing point is given by

$$a(t) = 1 + \frac{1}{4} h_3 t^4 + \frac{1}{6} h_5 t^6 + \dots \tag{4.28}$$

with the normalization $a(0) = 1$. As it was pointed out in Sec. 2.1, for the bouncing from contraction to expansion, one should have $\ddot{a}(0) > 0$. This is satisfied when $h_3 > 0$ which implies $|m_2| > |m_1|$ using (4.27).

Now we expand Q_n in series as

$$Q_n(t) = t^s (q_{n0} + q_{n1}t + q_{n2}t^2 + q_{n3}t^3 + q_{n4}t^4 + \dots). \tag{4.29}$$

Since the comoving curvature \mathcal{R} in (3.23) can be regular even when Q_n is singular, we introduced t^s factor in the front (and it can be $s < 0$). Plugging the expansions (4.26), (4.27), and (4.29) into the Q -equation (3.22), we obtain two linearly independent solutions for Q_n . The one is an even function with $s = -2$ and $q_{ni}(i = \text{odd}) = 0$, and the other is an odd function with $s = 0$ and $q_{ni}(i = \text{even}) = 0$;

$$Q_n^{\text{even}}(t) = t^{-2} (q_{n0} + q_{n2}t^2 + q_{n4}t^4 + \dots), \tag{4.30}$$

$$Q_n^{\text{odd}}(t) = q_{n1}t + q_{n3}t^3 + q_{n5}t^5 + \dots. \tag{4.31}$$

In addition, we are also provided with the relations for q_{ni} ; for the even case,

$$q_{20} = \frac{m_2}{m_1} q_{10}, \quad (4.32)$$

$$q_{22} = \frac{m_1}{m_2} q_{12} - \frac{(m_1^2 - m_2^2)(5k^2 + m_1^2 + m_2^2)}{30m_1m_2} q_{10}, \quad (4.33)$$

and for the odd case,

$$q_{21} = \frac{m_1}{m_2} q_{11}, \quad (4.34)$$

$$q_{23} = \frac{m_2}{m_1} q_{13} - \frac{(m_1^2 - m_2^2)k^2}{6m_1m_2} q_{11}. \quad (4.35)$$

All the other q_{ni} 's can also be determined by the background parameters (m_1, m_2) and the fluctuation parameters ($k, q_{10}, q_{12}, q_{11}, q_{13}$). For a given comoving wave number k , q_{10} and q_{12} (q_{11} and q_{13}) are free parameters for the even (odd) case. These free parameters are the *shooting parameters* in numerical calculations for Q_n . Since the Q -equation is linear, $\text{constant} \times Q_n$ is also a solution. One of the shooting parameters plays a role of constant multiplication, and the other plays the role of real shooting parameter. From numerical calculations, we observe that the shape of the solutions does not depend on the value of the second parameter, which means that the solutions are attractive.

The numerical solutions of Q_n for the even and the odd cases are plotted in Fig. 2. As the background scalar fields φ_n 's enter the oscillating regime, the universe settles to the matter-dominated expansion. Then the perturbation Q_n oscillates about zero apparently with a constant amplitude in the same frequency with the background fields. The amplitude of Q_1 is much larger than that of Q_2 , so the perturbation properties such as the comoving curvature \mathcal{R} are mainly determined by Q_1 .

For future purpose, let us analyze the late-time behavior of the perturbation. Since Q_1 is dominant, neglecting Q_2 in (3.22), the perturbation equation for Q_1 is approximated by

$$\ddot{Q}_1 + 3H\dot{Q}_1 + \left(\frac{k^2}{a^2} + m_1^2\right) Q_1 - \frac{8\pi G}{a^3} \frac{d}{dt} \left(\frac{a^3}{H} \dot{\varphi}_1^2\right) Q_1 \approx 0. \quad (4.36)$$

Plugging the asymptotic solutions for φ_1 and H presented in (2.10) and (2.11), and $a(t) \approx \alpha t^{2/3}$, and selecting the dominant terms at late times ($m_1 t \gg 1$), the above equation becomes

$$\ddot{Q}_1 + \frac{2}{t} \dot{Q}_1 + \left[\frac{k^2}{\alpha^2 t^{4/3}} + m_1^2 - \frac{4m_1}{t} \sin(2m_1 t + 2\alpha_1) \right] Q_1 \approx 0. \quad (4.37)$$

Among five terms in the equation, the first term and the fourth (mass) term are the most dominant and comparable in magnitude. These terms give a constant oscillation. The next dominant terms

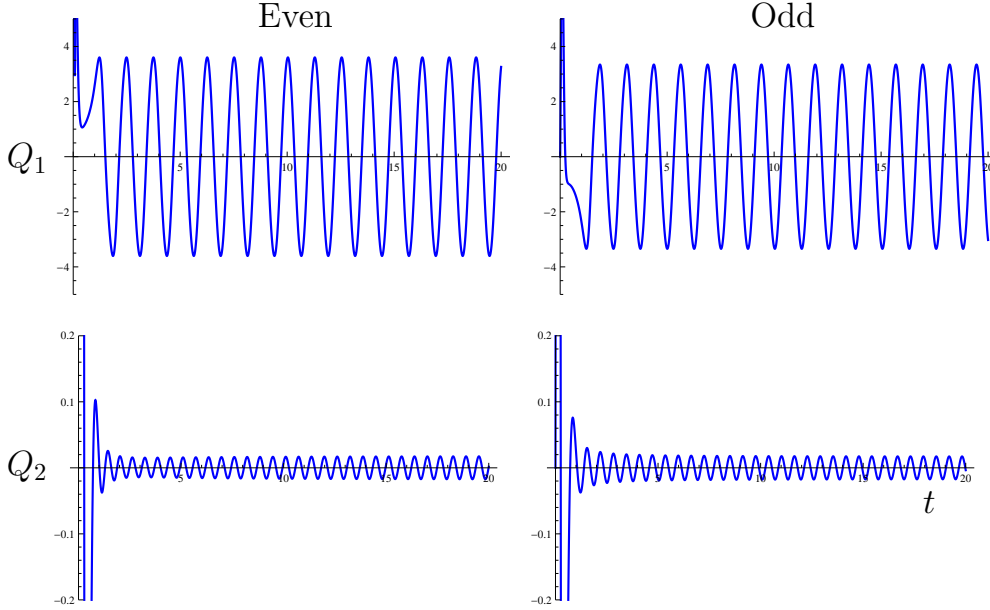


Figure 2: Plot of the Sasaki-Mukhanov variable Q_n for the even case ($q_{10} = 10^{-21}$, $q_{12} = 10$) and for the odd case ($q_{11} = 10^2$, $q_{13} = 10^5$). Q_n settles down to an oscillation with an almost constant amplitude. Q_1 has a much larger amplitude. The $t < 0$ region is evenly and oddly symmetric. For the even case, Q_n diverges at $t = 0$, but is not visible in the figure.

are the second (friction) term and the last (sinusoidal) term which are comparable in magnitude. These two terms add t^{-1} damped oscillation behavior in Q_1 . The third (k -) term is comparable with these two terms in magnitude during the *intermediate* period for *large* k . In this period, the damped oscillation in Q_1 behaves as $t^{-1/3}$ due to the k -term. The numerical results shown in Fig. 2 contain the constant and the damped oscillations in principle, although the damped oscillation is not visible because it is tiny compared with the constant oscillation. These two oscillating patterns play an important role in the comoving curvature \mathcal{R} as we shall see in the next section.

5 Initial Perturbation and Power Spectrum

5.1 Comoving curvature \mathcal{R}

For $N = 2$, the comoving curvature \mathcal{R} in (3.23) becomes

$$\mathcal{R} = \frac{H}{\dot{\varphi}_1^2 - \dot{\varphi}_2^2} (\dot{\varphi}_1 Q_1 - \dot{\varphi}_2 Q_2) \equiv f_1 Q_1 - f_2 Q_2. \quad (5.38)$$

The factor f_n is a function of the background fields, and is an even function. Therefore, the evenness/oddness of \mathcal{R} is the same with that of Q_n . The factor function f_n becomes a periodic

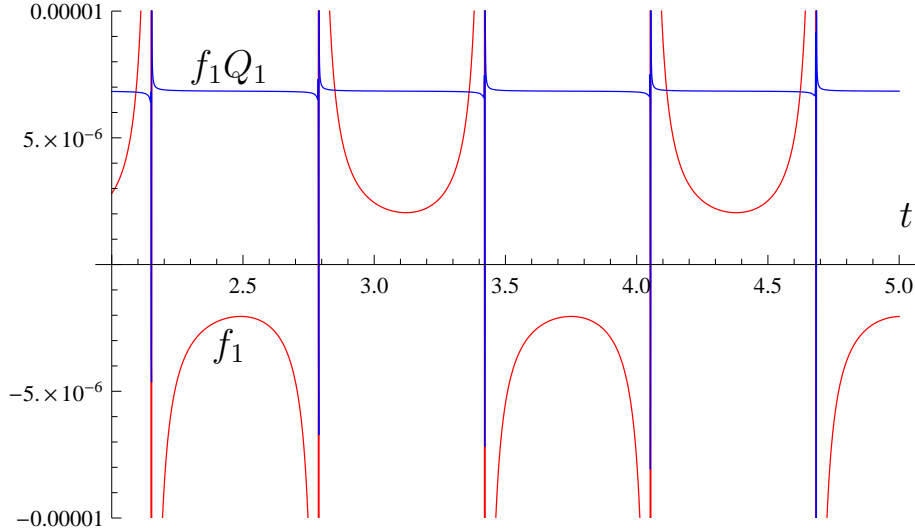


Figure 3: Plot of the factor function f_1 and $f_1 Q_1$ in \mathcal{R} . (Only the odd case is plotted, but the even case is similar.) The shape of $f_2 Q_2$ is also similar, but the overall level is lower and the period is half.

function at late times. (See Fig. 3.) Whenever $\dot{\varphi}_1^2 = \dot{\varphi}_2^2$, f_n diverges. However, this divergence does not make the evaluation of \mathcal{R} unphysical in the whole time [14, 15]. One may ignore simply the diverging period only while keeping the rest as physical.

As we observed in the previous section, Q_n has a periodic oscillating behavior. The frequency is the same with that of f_n , but the phase is a little bit off. Then the shape of $f_n Q_n$ becomes as shown in Fig. 3. Considering one period, except for the vicinity of the divergence, $f_n Q_n$ stays almost constant. In the successive periods, this pattern is maintained, and the value of $f_n Q_n$ does not seem to change due to the apparently constant amplitude of Q_n . However, as it was discussed in the previous section, there is a damped oscillation in Q_n in addition to the constant oscillation. The effect of this damped oscillation will be implied in the pattern of $f_n Q_n$. Therefore, as periods proceed, the value of $f_n Q_n$ will decrease slightly.

The behavior of $f_n Q_n$ is embodied in the comoving curvature \mathcal{R} from (5.38). As it is shown in Fig. 4, \mathcal{R} stays constant except the vicinity of the divergent points, while the effect of the damped oscillation is not very visible.

What is remaining is how to extract the damped oscillation from our numerical results of \mathcal{R} . In order to see this, we plot $\log_{10} |\dot{\mathcal{R}}|$ vs. $\log_{10} t$ in Fig. 5. The slope is $\approx -1/3$, which indicates that the decaying hidden in constant \mathcal{R} behaves as $\mathcal{R}^{\text{decaying}} \propto t^{-1/3}$. This decaying behavior results from the damped oscillation in Q_1 controlled by the k -term in (4.37) discussed in the previous section. In the numerical domain shown in the plot, the effect of the k -term is considerable. If the numerical calculation could go further in time, one would be able to see the

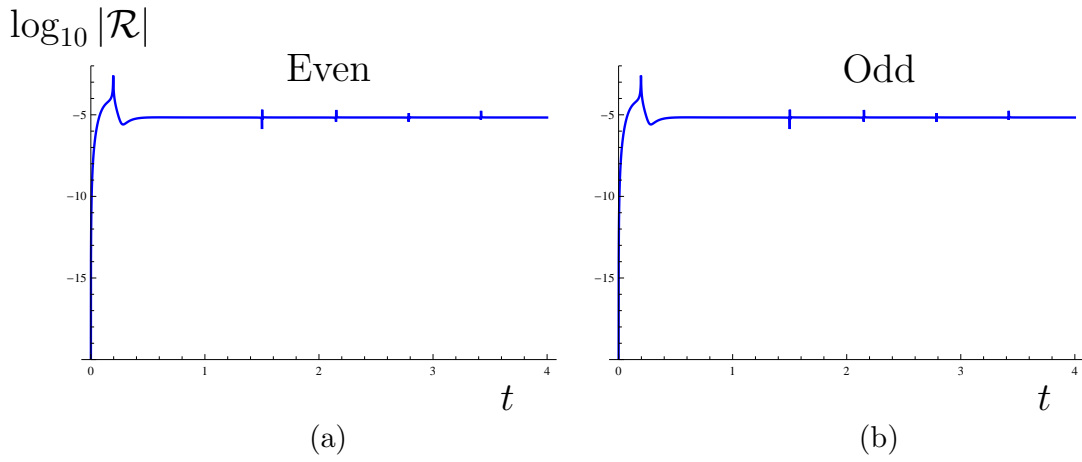


Figure 4: Plot of the comoving curvature \mathcal{R} . The spikes indicate divergences. Except for the divergent region, the curvature approaches an apparently constant value soon. The constant value can be adjusted by varying the values of shooting parameters. The decaying in \mathcal{R} from the damped oscillation in Q_1 is inherent, but not visible.

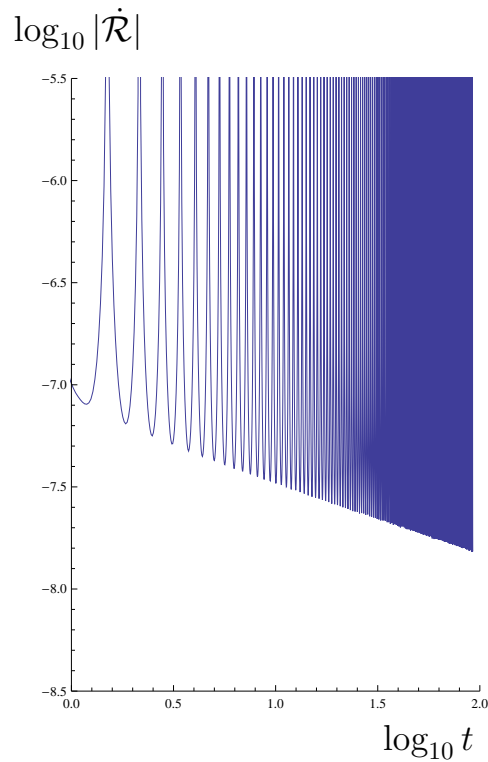


Figure 5: Plot of $\log_{10} |\dot{\mathcal{R}}|$ vs. $\log_{10} t$. The slope indicates that \mathcal{R} contains the decaying mode. (We plotted only for the odd case, but the even case is similar.) From the slope, the decaying is proportional to $t^{-1/3}$. The t^{-1} decaying behavior is not achieved within the numerical domain.

decaying behavior transit from $t^{-1/3}$ to t^{-1} . Unfortunately, however, the numerical integration stops before the transition due to numerical error accumulated.

5.2 Initial Perturbation

Since the comoving curvature \mathcal{R} has been obtained, let us discuss the initial perturbation considering the modes of \mathcal{R} . In the previous section, we obtained two linearly independent modes of \mathcal{R} , the even (E -) and the odd (O -) modes. In general during the expanding phase ($t > 0$), the curvature consists of the constant (C -) and the decaying (D -) modes which are linearly independent. The C - and D -modes can be obtained from a linear combination of the E - and O -modes. These C - and D -modes are those discussed in the previous subsection.

During the contracting phase ($t < 0$), the decaying mode becomes a growing (G -) mode due to symmetry. The G -mode provides the initial perturbation in the bouncing universe. The initial perturbation is produced in the contracting phase deep inside the horizon, and then grows. The perturbation produced in this way is frozen after it crosses the horizon in the expanding phase ($t > 0$), and should produce the observed value in the power spectrum.

In order to discuss the initial quantum fluctuation and the vacuum state, let us introduce the conformal time η and a new field v for canonical quantization by ²

$$dt = a d\eta, \quad v = a Q_1. \quad (5.39)$$

We consider only the contribution of Q_1 which is dominant at late times as discussed in Sec. 4. The functional behavior of v at early times ($\eta \ll 0$) can be read from that at late times ($\eta \gg 0$), due to the symmetric property of our setting. The action for the new field is written by

$$S = \int d\eta dx^3 \left[\frac{1}{2} (\partial_\eta \tilde{v})^2 - \frac{1}{2} (\partial_i \tilde{v})^2 + \frac{1}{2} \frac{z''}{z} \tilde{v}^2 \right], \quad (5.40)$$

where $' \equiv d/d\eta$, $z = a\dot{\phi}/H$. The general solution of the equation of motion is given by

$$\tilde{v}(\eta, \vec{x}) = \int \frac{d^3 k}{(2\pi)^{3/2}} \left[v(\eta; k) a_{\vec{k}} + v^*(\eta; k) a_{-\vec{k}}^\dagger \right] e^{i\vec{k}\cdot\vec{x}}, \quad (5.41)$$

where $v(\eta; k)$ satisfies

$$v'' + \left(k^2 - \frac{z''}{z} \right) v = 0, \quad (5.42)$$

and is normalized as

$$v v^{*'} - v^* v' = i. \quad (5.43)$$

²We fix the bouncing point as $\eta(t=0) = 0$.

At early times, $\eta \ll 0$, the field equation (5.42) can be approximated by

$$v''(\eta) + \left[k^2 - \frac{2}{\eta^2} + \frac{m_1^2 \alpha^6}{81} \eta^4 - \frac{4m_1 \alpha^3}{3} \eta \sin \left(\frac{2m_1 \alpha^3}{27} \eta^3 + 2\alpha_1 \right) \right] v(\eta) \approx 0, \quad (5.44)$$

where we used $a \approx \alpha t^{2/3} = \alpha^3 \eta^2 / 9$ and $t = \alpha^3 \eta^3 / 27$. This equation can be obtained from (5.42), or from a direct transformation of (4.37). The horizon crossing for a given wavelength occurs when

$$\lambda_{ph} = \frac{a}{k} \sim |H^{-1}| \implies |k\eta| \sim 2. \quad (5.45)$$

In the far subhorizon limit, $|k\eta| \gg 2$, the equation (5.44) can be further approximated by

$$\frac{d^2 v(\eta)}{d(k\eta)^2} + \frac{m_1^2 \alpha^6}{81 k^6} (k\eta)^4 v(\eta) \approx 0. \quad (5.46)$$

The solution to this equation satisfying the normalization condition (5.43) is given by

$$v(\eta) = \sqrt{\frac{\pi\eta}{12}} \left[A_1 H_{\frac{1}{6}}^{(1)} \left(\frac{m_1 \alpha^3}{27} \eta^3 \right) + A_2 H_{\frac{1}{6}}^{(2)} \left(\frac{m_1 \alpha^3}{27} \eta^3 \right) \right], \quad (5.47)$$

where $|A_2|^2 - |A_1|^2 = 1$ and $H_n^{(1,2)}$ represent the Hankel functions. We adopt the Bunch-Davies vacuum for the production of the initial perturbation at $\eta = \eta_i \ll 0$ by taking only the positive energy mode, $A_1 = 0$. Then the vacuum solution (5.47) at $\eta \ll 0$ becomes

$$v(\eta) \approx \sqrt{\frac{9}{2m_1 \alpha^3}} \frac{1}{\eta} \exp \left[-i \left(\frac{m_1 \alpha^3}{27} \eta^3 - \frac{\pi}{3} \right) \right]. \quad (5.48)$$

This solution represents the initial perturbation produced *deep inside the horizon*, and its amplitude grows in time. It can be transformed to the original variables at $t \ll 0$,

$$Q_1(t) = \frac{v}{a} \propto \frac{1}{t} \exp(-im_1 t). \quad (5.49)$$

During the expanding phase ($t > 0$), this solution represents the t^{-1} damped oscillation analyzed in the previous section, which gives $\mathcal{R}^{\text{decaying}} \propto t^{-1}$.

The functional dependence on η of the initially growing perturbation (5.48) is somewhat different from the initial perturbation studied in inflation or in power-law expansion in the literature. In those, $v \approx 1/\sqrt{2k} \exp(-ik\eta)$. The difference originates from the *oscillating behavior* of the background fields in the Lee-Wick model, which provides the η^4 -term in (5.44) as the most dominant term.

5.3 Analysis of \mathcal{R} modes and late-time power spectrum

In this subsection, let us discuss the modes of \mathcal{R} . The initial growing mode of \mathcal{R} can be obtained from the results of the previous section. Since Q_1 has the dominant contribution to \mathcal{R} , the G -mode of \mathcal{R} at $t \ll 0$ is obtained from (5.49),

$$\mathcal{R}^{\text{growing}} \approx f_1 Q_1^{\text{growing}} \propto \frac{1}{t}. \quad (5.50)$$

This G -mode can be extracted from the E - and O -modes by a linear combination. Each of the even and the odd mode contains the growing and the constant modes in itself. Then, the growing mode can be obtained as following;

$$\mathcal{R}(t \ll 0) = c_1 \mathcal{R}^{\text{even}} + c_2 \mathcal{R}^{\text{odd}} \quad (5.51)$$

$$= c_1 [\mathcal{R}^{\text{even-growing}} + \mathcal{R}^{\text{even-const}}] + c_2 [\mathcal{R}^{\text{odd-growing}} + \mathcal{R}^{\text{odd-const}}] \quad (5.52)$$

$$= c_1 \mathcal{R}^{\text{even-growing}} + c_2 \mathcal{R}^{\text{odd-growing}} \quad (5.53)$$

$$\equiv \mathcal{R}^{\text{growing}}, \quad (5.54)$$

where c_1 and c_2 are fixed such that $c_1 \mathcal{R}^{\text{even-const}} + c_2 \mathcal{R}^{\text{odd-const}} = 0$. Then the constant modes in \mathcal{R} are canceled each other, and only the growing mode remains and plays the role of initial perturbation.

Once one fixes c_1 and c_2 as above, the linear combination of $\mathcal{R}^{\text{even}}$ and \mathcal{R}^{odd} is fixed. At $t \gg 0$, the comoving curvature \mathcal{R} as a result of this linear combination becomes

$$\mathcal{R}(t \gg 0) = c_1 \mathcal{R}^{\text{even}} + c_2 \mathcal{R}^{\text{odd}} \quad (5.55)$$

$$= c_1 [\mathcal{R}^{\text{even-decaying}} + \mathcal{R}^{\text{even-const}}] + c_2 [\mathcal{R}^{\text{odd-decaying}} + \mathcal{R}^{\text{odd-const}}] \quad (5.56)$$

$$= [c_1 \mathcal{R}^{\text{even-decaying}} + c_2 \mathcal{R}^{\text{odd-decaying}}] + [c_1 \mathcal{R}^{\text{even-const}} + c_2 \mathcal{R}^{\text{odd-const}}] \quad (5.57)$$

$$\equiv \mathcal{R}^{\text{decaying}} + \mathcal{R}^{\text{const}} \approx \mathcal{R}^{\text{const}}. \quad (5.58)$$

As it can be seen in the schematic picture in Fig. 6, the constant modes in $\mathcal{R}^{\text{even}}$ and \mathcal{R}^{odd} do not cancel each other because the odd mode changes its signature at $t > 0$. Therefore, at late times during the expanding phase, the comoving curvature approaches a constant. This constant must reproduce the observed value of the power spectrum,

$$\mathcal{P}_{\mathcal{R}} = \frac{k^3}{2\pi^2} |\mathcal{R}|^2 \approx 10^{-9}. \quad (5.59)$$

Although the schematic story is as above, it will be very difficult to extract the appropriate $\mathcal{R}^{\text{growing}}$ mode from numerical calculations. First of all, our numerical results could not reach the region of large enough $|t|$ where the t^{-1} decaying mode is realized. Even when the numerical

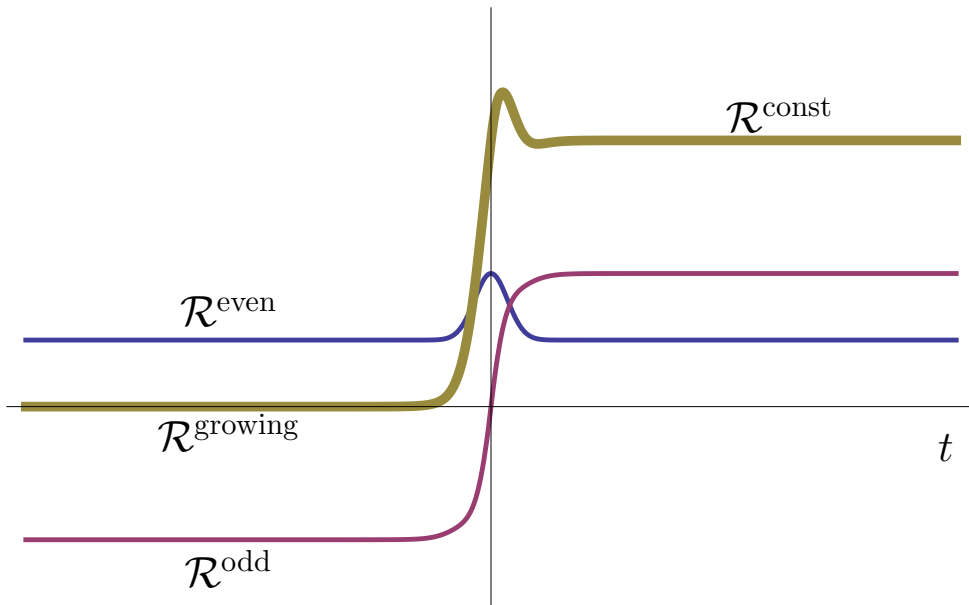


Figure 6: Schematic picture of the linear combination of $\mathcal{R}^{\text{even}}$ and \mathcal{R}^{odd} . At $t \ll 0$, the initial growing mode $\mathcal{R}^{\text{growing}}$ can be extracted from the combination. At $t \gg 0$, this combination provides the constant mode $\mathcal{R}^{\text{const}}$ which is responsible for the late-time power spectrum.

technique is improved to reach such a large $|t|$ region, combining the even and the odd modes in such a way as to meet the both of the initial condition (5.48) and the late-time power spectrum (5.59) simultaneously, is nontrivial. Since Q_n has an oscillating motion, one needs to match the amplitude as well as the phase exactly by adjusting the initial shooting parameters. It is not clear whether or not the numerical error will admit such an exact matching.

6 Conclusions

In this paper, we investigated the scalar perturbation of the Lee-Wick bouncing universe driven by two scalar fields, one of which is an ordinary field and the other is a ghost field. The universe contracts initially and then expands, owing to the energy-condition violating ghost field. For the analytical purpose, we considered a symmetric evolution about the bouncing point $t = 0$; The scale factor a and the scalar fields φ_n 's are even functions. Near the bouncing point, the universe undergoes an accelerating contraction and expansion. If we set the ghost field φ_2 is more massive than the ordinary field φ_1 , $m_2 > m_1$, the universe is mainly driven by the ordinary field at large $|t|$. The ordinary field φ_1 at large t exhibits a damped oscillation and plays the role of the pressureless dust driving the universe to a matter-dominated expansion. At $t < 0$, the evolution is opposite.

We investigated the scalar perturbation in this background. For the scalar perturbation, we

adopted the spatially flat gauge and numerically solved the gauge invariant Sasaki-Mukhanov variable Q_n . In calculating Q_n , we performed a series expansion about $t = 0$, and found that there exist two linearly independent solutions. One is an *even* function and the other is an *odd* function. This kind of approach in calculating Q_n about $t = 0$ reduced difficulties in dealing with the bouncing point. (If one starts to solve numerically Q_n from $t < 0$, it is very difficult to overcome the bouncing point.) The resulting evenness/oddness of Q_n coming from the symmetry of the background saved the labor for the half of calculation, and enabled us to analyze the corresponding physics in an easy way.

From the numerical results of Q_n , we evaluated the comoving curvature \mathcal{R} . From the linear combination of the even and the odd modes of \mathcal{R} , we showed that the growing mode and the constant modes can be extracted in principle. The growing mode is responsible for the initial scalar perturbation produced deep inside the horizon during the contracting phase. We found that the initial perturbation in the Bunch-Davies vacuum has a form (5.48) which is different from those known in the literature. This difference comes from the oscillating nature of the background fields. This growing mode is connected to the constant mode achieved after the perturbation crosses out the horizon during the expanding phase. This constant mode explains the late-time power spectrum.

Due to the numerical difficulties, we could not see the t^{-1} decaying/growing behavior in \mathcal{R} . With a better numerical technique, we wish to come back to achieve the complete decaying behavior in the future. We considered only for the $N = 2$ Lee-Wick model, but it will also be interesting to study for the $N > 2$ cases.

Acknowledgements

We are grateful to Jinn-Ouk Gong, Seoktae Koh, Seokcheon Lee, Takahiro Tanaka, and in particular, Jai-chan Hwang for very helpful discussions. This work was supported by the Korea Research Foundation (KRF) grant funded by the Korea government (MEST) No. 2009-0070303 (I.Y.), and No. 2011-0009972 (O.K.).

References

- [1] T. D. Lee and G. C. Wick, “Negative Metric and the Unitarity of the S Matrix,” Nucl. Phys. B **9**, 209 (1969); “Finite Theory of Quantum Electrodynamics,” Phys. Rev. D **2**, 1033 (1970).
- [2] B. Grinstein, D. O’Connell and M. B. Wise, “The Lee-Wick standard model,” Phys. Rev. D **77**, 025012 (2008) [arXiv:0704.1845 [hep-ph]].

- [3] B. Grinstein, D. O’Connell and M. B. Wise, “Massive Vector Scattering in Lee-Wick Gauge Theory,” *Phys. Rev. D* **77**, 065010 (2008) [arXiv:0710.5528 [hep-ph]].
- [4] B. Grinstein, D. O’Connell and M. B. Wise, “Causality as an emergent macroscopic phenomenon: The Lee-Wick $O(N)$ model,” *Phys. Rev. D* **79**, 105019 (2009) [arXiv:0805.2156 [hep-th]].
- [5] C. D. Carone and R. F. Lebed, “A Higher-Derivative Lee-Wick Standard Model,” *JHEP* **0901**, 043 (2009) [arXiv:0811.4150 [hep-ph]].
- [6] I. Cho and O. K. Kwon, “Generalized Lee-Wick Formulation from Higher Derivative Field Theories,” *Phys. Rev. D* **82**, 025013 (2010) [arXiv:1003.2716 [hep-th]].
- [7] Y. F. Cai, T. t. Qiu, R. Brandenberger and X. m. Zhang, “A Nonsingular Cosmology with a Scale-Invariant Spectrum of Cosmological Perturbations from Lee-Wick Theory,” *Phys. Rev. D* **80**, 023511 (2009) [arXiv:0810.4677 [hep-th]].
- [8] Y. F. Cai, W. Xue, R. Brandenberger and X. Zhang, “Non-Gaussianity in a Matter Bounce,” *JCAP* **0905**, 011 (2009) [arXiv:0903.0631 [astro-ph.CO]];
- J. Karouby and R. Brandenberger, “A Radiation Bounce from the Lee-Wick Construction?,” *Phys. Rev. D* **82**, 063532 (2010) [arXiv:1004.4947 [hep-th]];
- J. Karouby, T. Qiu and R. Brandenberger, “On the Instability of the Lee-Wick Bounce,” *Phys. Rev. D* **84**, 043505 (2011) [arXiv:1104.3193 [hep-th]];
- Y. F. Cai, R. Brandenberger and X. Zhang, “Preheating a bouncing universe,” *Phys. Lett. B* **703**, 25 (2011) [arXiv:1105.4286 [hep-th]].
- [9] J. Zhang, Z. G. Liu and Y. S. Piao, “Amplification of curvature perturbations in cyclic cosmology,” *Phys. Rev. D* **82**, 123505 (2010) [arXiv:1007.2498 [hep-th]];
- B. Xue and P. J. Steinhardt, “Evolution of curvature and anisotropy near a nonsingular bounce,” arXiv:1106.1416 [hep-th];
- D. A. Easson, I. Sawicki, A. Vikman, “G-Bounce,” [arXiv:1109.1047 [hep-th]].
- [10] J. c. Hwang, “Cosmological perturbations with multiple scalar fields,” arXiv:gr-qc/9608018.
- [11] A. Taruya and Y. Nambu, “Cosmological perturbation with two scalar fields in reheating after inflation,” *Phys. Lett. B* **428**, 37 (1998) [arXiv:gr-qc/9709035].

- [12] C. Gordon, D. Wands, B. A. Bassett and R. Maartens, “Adiabatic and entropy perturbations from inflation,” *Phys. Rev. D* **63**, 023506 (2001) [arXiv:astro-ph/0009131].
- [13] M. Sasaki, “Large Scale Quantum Fluctuations in the Inflationary Universe,” *Prog. Theor. Phys.* **76**, 1036 (1986);
V. F. Mukhanov, “Quantum Theory of Gauge Invariant Cosmological Perturbations,” *Sov. Phys. JETP* **67** (1988) 1297 [*Zh. Eksp. Teor. Fiz.* **94N7** (1988) 1].
- [14] L. E. Allen and D. Wands, “Cosmological perturbations through a simple bounce,” *Phys. Rev. D* **70**, 063515 (2004) [arXiv:astro-ph/0404441].
- [15] H. S. Kim and J. c. Hwang, “Evolution of linear perturbations through a bouncing world model: Is the Harrison-Zel’dovich spectrum possible via bounce?,” *Phys. Rev. D* **75**, 043501 (2007) [arXiv:astro-ph/0607464].