

Bulk viscous cosmological model with interacting dark fluids

Gilberto M. Kremer*, Octávio A. S. Sobreiro†
 Departamento de Física, Universidade Federal do Paraná,
 Caixa Postal 19044, 81531-990 Curitiba, Brazil

Abstract

The objective of the present work is to study a cosmological model for a spatially flat Universe whose constituents are a dark energy field and a matter field which includes baryons and dark matter. The constituents are supposed to be in interaction and irreversible processes are taken into account through the inclusion of a non-equilibrium pressure. The non-equilibrium pressure is considered to be proportional to the Hubble parameter within the framework of a first order thermodynamic theory. The dark energy and matter fields are coupled by their barotropic indexes, which are considered as functions of the ratio between their energy densities. The free parameters of the model are adjusted from the best fits of the Hubble parameter data. A comparison of the viscous model with the non-viscous one is performed. It is shown that the equality of the dark energy and matter density parameters and the decelerated-accelerated transition occur at earlier times when the irreversible processes are present. Furthermore, the density and deceleration parameters and the distance modulus have the correct behavior which is expected for a viable scenario of the present status of the Universe.

PACS:98.80.-k, 98.80.Jk

Keywords:interacting dark fluids, viscous cosmology

1 Introduction

The cosmic observations from the type Ia supernovae [1] suggest that the present period of the Universe is experimenting an accelerated expansion. Since matter contributes with attractive forces and positive pressure which decelerate the expansion, an exotic component – the so-called dark energy – with negative pressure must be postulated to take into account the present accelerated expansion. Another dark component is also necessary to explain the measurements of rotation curves of spiral galaxies [2]. This component, called dark matter, interacts only gravitationally with ordinary matter. Dark energy can be modeled by a cosmological constant [3], however, it suffers the so-called fine-tuning and cosmic coincidence problems [4]. Hence, several models for the dark energy having dynamical properties were analyzed in the literature, among others we cite: scalar fields, tachyon fields, fermion fields, phantom fields, exotic equations of state and so on.

It is expected that the dark components do not evolve separately. Indeed it is known that the problems stated above have a promising resolution if we take into account a dark energy-dark matter interaction. This interaction is supposed to be negligible at high red-shifts while it is preponderant at lower red-shifts. This may also alleviate the coincidence problem in the sense that it is possible to choose an appropriate form for the interaction term leading to a nearly constant ratio between the energy density of the matter field and the one of the dark energy at low red-shifts. Several cosmological models were proposed with interacting dark components, among others we quote the works given in the reference [5]. On the other hand, it is also understood that irreversible processes in the evolution of the Universe may also contribute significantly for the alleviation of the coincidence problem. In the Friedmann-Robertson-Walker metric this is effectively done through the introduction of a bulk viscosity associated to a non-equilibrium pressure. (see e.g. [6]).

The aim of this work is to develop a cosmological model for a spatially flat Universe with interacting dark components where irreversible processes are considered. We follow [9] and couple the dark energy and matter fields by their barotropic indexes, which are considered as functions of the ratio between their energy densities. This is in contrast with most works in the literature, which directly consider an explicit form for the interaction term. Furthermore, we introduce a non-equilibrium pressure – within the framework of a first order thermodynamic theory – which is the responsible for the irreversible processes.

The work is structured as follows. In section 2 the general features of the proposed model for the Universe – where dissipative effects are present and with interacting dark fluids – is discussed. The analysis of the cosmological constraints and cosmological solutions which follow from the model is the subject of section 3. Finally, in section 4 we present our conclusions.

*kremer@fisica.ufpr.br

†oass05@fisica.ufpr.br

2 Dissipative interacting dark fluids

Let us consider a homogeneous, isotropic and spatially flat Universe described by the Friedmann-Robertson-Walker metric $ds^2 = dt^2 - a(t)^2(dx^2 + dy^2 + dz^2)$ where $a(t)$ denotes the cosmic scale factor. Furthermore, let us consider a cosmological model where the Universe is modeled as a mixture of two constituents, namely, dark energy (de) and matter (m) which represents the baryons and the dark matter. In this model irreversible processes are taken into account by considering a non-equilibrium pressure and it is supposed to exist an energy transfer between the dark energy and the matter field. The Friedmann equation and the evolution equation for the total energy density $\rho = \rho_m + \rho_{de}$ read

$$3H^2 = \rho_m + \rho_{de}, \quad (1)$$

$$\dot{\rho}_m + \dot{\rho}_{de} + 3H(\rho_m + \rho_{de} + p_m + p_{de} + \varpi) = 0. \quad (2)$$

In the above equations $H = \dot{a}/a$ denotes the Hubble parameter, $p = p_m + p_{de}$ is the total equilibrium pressure and ϖ stands for the non-equilibrium pressure, also known as the dynamic pressure.

We follow [9] and decouple (2) into two “effective conservation equations”, namely,

$$\dot{\rho}_m + 3H\gamma_m^e \rho_m = 0, \quad \dot{\rho}_{de} + 3H\gamma_{de}^e \rho_{de} = 0. \quad (3)$$

Above, it was introduced the effective barotropic indexes γ_i^e ($i = m, de$) related by

$$\gamma_m^e = \gamma_m + \frac{\gamma_{de} - \gamma_{de}^e}{r} + \frac{\varpi}{\rho_m}, \quad (4)$$

where $r = \rho_m/\rho_{de}$ denotes the ratio between the energy densities and γ_i ($i = m, de$) represent constant barotropic indexes of the equations of state $p_i = (\gamma_i - 1)\rho_i$. This decoupling is motivated from the fact that we do not assume an explicit form for the interaction term between dark matter and dark energy. Rather we consider this interaction is intrinsically connected to their barotropic indexes.

Again by following [9] we assume that the effective barotropic index of the dark energy is given by

$$\gamma_{de}^e = \gamma_{de} - F(r), \quad (5)$$

where $F(r)$ is a function which depends only on the ratio of the energy densities r . The physical motivation for this choice is given by the interaction between the dark fluids. Indeed while γ_m^e and γ_{de}^e give the influence of the interaction term in the field equations, $F(r)$ accounts for the nature of this interaction. Since we are concerned with the coincidence problem, it is reasonable to suppose that F depends on the ratio $r = \rho_m/\rho_{de}$. By taking into account the previous representation for γ_{de}^e we can rewrite (3) as

$$\dot{\rho}_m + 3H\gamma_m \rho_m = -3H\rho_{de}F - 3H\varpi, \quad (6)$$

$$\dot{\rho}_{de} + 3H\gamma_{de} \rho_{de} = 3H\rho_{de}F. \quad (7)$$

Within the framework of ordinary (first order or Eckart) thermodynamic theory the non-equilibrium pressure (see e.g. [6]) is proportional to the Hubble parameter H with proportionality factor identified with the coefficient of bulk viscosity η , i.e., $\varpi = -3\eta H$. According to kinetic theory of relativistic gases (see e.g. [7]) the bulk viscosity is proportional to the temperature with an exponent that depends on the intermolecular forces, so that it is usual in cosmology to assume that $\eta \propto \rho^m$, where m is a positive constant.

If we suppose that the coefficient of bulk viscosity is proportional to the square root of the total energy density $-\eta = \eta_0 \sqrt{\rho}$ with η_0 a constant – the field equations are integrable and the expression for the effective barotropic indexes (4) become

$$\gamma_m^e = \gamma_m + \frac{\gamma_{de} - \gamma_{de}^e}{r} - \sqrt{3} \left(1 + \frac{1}{r}\right) \eta_0. \quad (8)$$

We may infer from (5) and (8) that the effective barotropic indexes are functions only of the ratio between the energy densities.

Now let us analyze the evolution equation for the ratio between the energy densities, which is given by

$$\dot{r} = -3Hr\mathcal{F}(r), \quad (9)$$

where $\mathcal{F}(r)$ denotes the expression

$$\mathcal{F}(r) = \left[\gamma_m - \gamma_{de} + \left(1 + \frac{1}{r}\right) \left(F(r) - \sqrt{3}\eta_0\right) \right]. \quad (10)$$

If we assume that a stationary state of the Universe is attained by a constant value of $r = r_s$, this implies that $\mathcal{F}(r_s) = 0$. Hence, the constant solutions r_s will be stable if

$$\left(\frac{d\mathcal{F}(r)}{dr} \right)_{r=r_s} \geq 0, \quad (11)$$

so that we obtain from (10) the inequality

$$r_s (1 + r_s) \left(\frac{dF(r)}{dr} \right)_{r=r_s} - \left(F(r_s) - \sqrt{3}\eta_0 \right) \geq 0, \quad (12)$$

by taking into account that the barotropic indexes γ_m and γ_{de} are constants. From the inspection of (12) we may infer that the simplest choice $F = \sqrt{3}\eta_0$ fulfills the above inequality. This choice fulfills the stability condition. Moreover, the interaction term in the form $3H\lambda\rho_{de}$, with λ a constant and proportional to ρ_{de} , is consistent with the Le Châtelier-Braun principle of thermodynamics as it was shown by [8].

In order to determine the solutions of the field equations, we start by analyzing the evolution equation for the energy density of the dark energy (3)₂. According to the ansatz (5) and of the choice of F , the effective barotropic index $\gamma_{de}^e = \gamma_{de} - \sqrt{3}\eta_0$ is a constant. Hence, we may integrate equation (3)₂ and obtain

$$\rho_{de} = \rho_{de}^0 \left(\frac{a_0}{a} \right)^{3\gamma_{de}^e}, \quad (13)$$

where the index 0 stands for the present values of the variables.

From the differentiation of the Friedmann equation (1) with respect to time it follows

$$\dot{H} + \frac{3}{2}(\gamma_m - \sqrt{3}\eta_0)H^2 - \frac{1}{2}(\gamma_m - \gamma_{de})\rho_{de}^0 \left(\frac{a_0}{a} \right)^{3\gamma_{de}^e} = 0. \quad (14)$$

The integration of the above equation leads to

$$H^2 = \mathcal{C} \left(\frac{a_0}{a} \right)^{3(\gamma_m - \sqrt{3}\eta_0)} + \frac{\rho_{de}^0}{3} \left(\frac{a_0}{a} \right)^{3\gamma_{de}^e}. \quad (15)$$

The constant of integration \mathcal{C} is found by considering the current values of the cosmic scale factor a_0 and of the Hubble constant H_0 , yielding

$$\mathcal{C} = H_0^2 - \frac{\rho_{de}^0}{3}. \quad (16)$$

Hence, (15) can be rewritten in terms of the red-shift $z = (a_0/a - 1)$ as

$$\frac{H^2}{H_0^2} = \Omega_m^0 (1+z)^{3(\gamma_m - \sqrt{3}\eta_0)} + \Omega_{de}^0 (1+z)^{3\gamma_{de}^e}, \quad (17)$$

where $\Omega_i = \rho_i/(\rho_m + \rho_{de})$ denote the density parameters.

From the knowledge of $H^2 = (\rho_m + \rho_{de})/3$, we can obtain the density parameters of the matter and dark energy in terms of the red-shift, namely,

$$\Omega_m(z) = \frac{\Omega_m^0 (1+z)^{3(\gamma_m - \sqrt{3}\eta_0)}}{\Omega_m^0 (1+z)^{3(\gamma_m - \sqrt{3}\eta_0)} + \Omega_{de}^0 (1+z)^{3\gamma_{de}^e}}, \quad (18)$$

$$\Omega_{de}(z) = \frac{\Omega_{de}^0 (1+z)^{3\gamma_{de}^e}}{\Omega_m^0 (1+z)^{3(\gamma_m - \sqrt{3}\eta_0)} + \Omega_{de}^0 (1+z)^{3\gamma_{de}^e}}. \quad (19)$$

The determination of the the ratio between the energy densities as function of the red-shift follows from $r(z) = \Omega_m(z)/\Omega_{de}(z)$. Furthermore, since the non-equilibrium pressure is given by $\varpi = -3\sqrt{3}\eta_0 H^2$, it can be also expressed as a function of the red-shift thanks to (17).

Another parameter which is important in cosmology is the deceleration parameter $q = 1/2 + 3w_e/2$, which is given in terms of the effective parameter $w_e = (p_m + p_{de} + \varpi)/(\rho_m + \rho_{de})$. From the barotropic equations of state and from the representation of the non-equilibrium pressure the effective parameter becomes

$$w_e = (\gamma_m - 1)\Omega_m(z) + (\gamma_{de}^e + \sqrt{3}\eta_0 - 1)\Omega_{de}(z) - \sqrt{3}\eta_0. \quad (20)$$

By inspecting the expressions (17) – (20) we may infer that there exist three free parameters in the proposed model, which are the coefficients γ_m , η_0 and γ_{de}^e . In the next section an analysis to set cosmological constraints on the free parameters is performed and the cosmological solutions are analyzed.

Table 1: Hubble parameter $H(z)$ from [11].

z	$H(z)$ km/(Mpc s)	1σ uncertainty
0.09	69	± 12
0.17	83	± 8.3
0.27	70	± 14
0.40	87	± 17.4
0.88	117	± 23.4
1.30	168	± 13
1.43	177	± 14.2
1.53	140	± 14
1.75	202	± 40.4

3 Cosmological constraints and cosmological solutions

The coefficients γ_m , η_0 and γ_{de}^e can be found from the observational cosmological constraints which are based on the data of the Hubble parameter $H(z)$ given in Table 1 – taken from [11] – together with the values $H_0 = 72$ km/(s Mpc), $\Omega_m^0 = 0.30$ and $\Omega_{de}^0 = 0.70$ [12]. The set of values given in Table 1 was used in the work [9] and the adopted methodology is explained in the appendix.

For the viscous case, we have considered a dust-like matter field ($\gamma_m = 1$) and adjusted the parameters γ_{de}^e and η_0 . In Figure 1 it is plotted the probability ellipsis in the plane γ_{de}^e versus η_0 and the best fit value is indicated by a dot, which corresponds to $\gamma_{de}^e = 0.125445$ and $\eta_0 = 0.0140124$ with $\chi^2 = 9.104007$.

In order to interpret the results for the viscous case, we compare it with the non-viscous one, which refers also to a non-interacting model. In this case the free parameters are γ_m and γ_{de}^e , and in Figure 2 we show the probability ellipsis in the plane γ_{de}^e versus γ_m . The best fit value is indicated by a dot, which corresponds to $\gamma_{de}^e = 0.0259052$ versus $\gamma_m = 1.0051$ with $\chi^2 = 9.1407510$.

In Figures 1 and 2 the points inside the inner ellipses or between them stand for the true values of parameters with 68.3% and 95.4% which correspond to 1σ and 2σ confidence regions, respectively.

From the knowledge of free parameters of the model it is possible to perform an analysis of the cosmological solutions. We start with the investigation of the density parameters which are plotted as functions of the red-shift in Figure 3, the solid lines corresponding to the viscous case, whereas the dashed lines to the non-viscous case. One can infer from this figure that the energy transfer from the dark energy to the matter field is more pronounced for the non-viscous case, since for this case the growth of the density parameter of the matter field and the corresponding decay of the dark energy with the red-shift are more pronounced than those for the viscous case. This behavior is expected when we analyze the evolution equations for the energy densities (6) and (7) for the viscous case and can also be verified from the analysis of Figure 4 which represents the evolution of the ratio of the two energy densities $r = \rho_m/\rho_{de}$ with the red-shift. This last figure also shows that in the future – i.e., for negative values of the red-shift – there is no difference between the two cases, since both tend to small values, indicating a predominance of the dark energy in the future.

In Figure 5 the deceleration parameter is plotted for the two cases. The present values of the deceleration parameter $q(0)$ and the value for the red-shift z_t where the transition from a decelerated to an accelerated regime occur are: (i) $q(0) \approx -0.43$ and $z_t \approx 0.74$ for the viscous case and (ii) $q(0) \approx -0.52$ and $z_t \approx 0.67$ for the non-viscous case. These values are of the same order of magnitude of the values given in the literature: $q(0) = -0.46 \pm 0.13$ (see [13]) and $z_t = 0.74 \pm 0.18$ (see [14]). When the viscous case is compared with the non-viscous one we may infer from this figure that: (i) the former has a smaller deceleration in the past than the latter; (ii) the transition from a decelerated to an accelerated regime occurs earlier for the former and (iii) in the present and in the future the former has a smaller acceleration than the latter.

The effective index w_e as function of the red-shift is shown in Figure 6 for the viscous and non-viscous cases. We may conclude that in the future the mixture of matter and dark energy behaves like a quintessence and the non-viscous case approximates to a cosmological constant with $w_e \approx -1$. For large values of the red-shift w_e tends to zero for the non-viscous case and to a small negative value for the viscous one. Here we call attention that for large values of the red-shift it is necessary to include a radiation field which will imply in a positive effective index.

In Figure 7 it is represented the distance modulus μ_0 , which is the difference between the apparent magnitude m and the absolute magnitude M of a source. Its expression is given by

$$\mu_0 = m - M = 5 \log \left\{ (1+z) \int_0^z \frac{dz'}{H(z')} \right\} + 25, \quad (21)$$

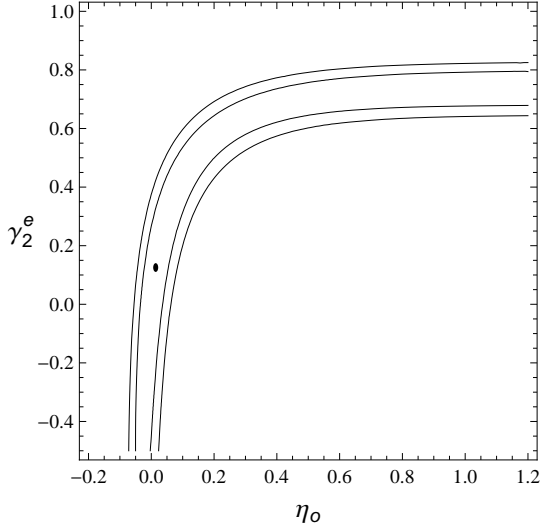


Figure 1: Confidence regions for the best fit values for the viscous case.

where the quantity within the braces represents the luminosity distance in Mpc. The circles in this figure are observational data for super-novae of type Ia taken from the work [15]. This reference contains 4 different data sets related to various light-curve fitters. For practical purposes, we adopted the SALT data set ($R_V = 3.1$). It is possible to conclude that there is a good fitting of the curve with the observational data. Moreover, it can be seen from the small frame in this figure that there is no sensible difference between the curves for the viscous and non-viscous cases.

4 Conclusions

In this work we studied a cosmological model with interacting dark fluids in a dissipative Universe where the non-equilibrium pressure is the responsible for the irreversible processes. The non-equilibrium pressure was supposed to be proportional to the Hubble parameter within the framework of a first order thermodynamic theory. The coupling between matter and dark energy was made through their barotropic indexes, which were considered as functions of the ratio between their energy densities. The function of the ratio between the energy densities – which is the responsible for the energy transfer between matter and dark energy – follows from the stability analysis of the differential equation for the density ratio. A procedure was performed to set observational constraints on the free parameters of the model by using the observational data of the Hubble parameter. It was shown that the energy transfer from the dark energy to the matter field is more efficient for the non-viscous case. Furthermore, for both the viscous and non-viscous cases we obtained that the dark energy density predominates in the future, the mixture behaves like a quintessence in the future and the values of the deceleration parameter are of the same order as those given in the literature. It was shown also that the behavior of the distance modulus μ_0 – which is related with the luminosity distance – has a good fit with the observational values.

Acknowledgements

GMK acknowledges the fruitful discussions with Luis P. Chimento and Mónica Forte and the support by CNPq. OASS acknowledges the support by CAPES.

Appendix: Bayesian Inference

In a statistical sense a physical model may be thought as described by a set of parameters. The determination of these parameters may be carried out in many ways; the most commonly used framework to accomplish this is

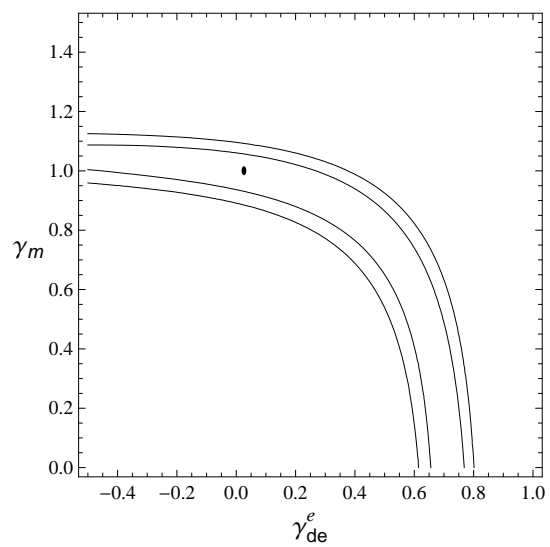


Figure 2: Confidence regions for the best fit values for the non-viscous case.

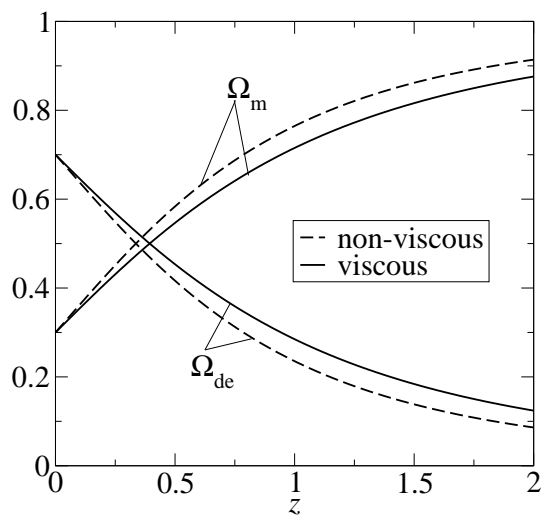


Figure 3: Density parameters as functions of the red-shift z . Solid lines - viscous; dashed lines - non-viscous.

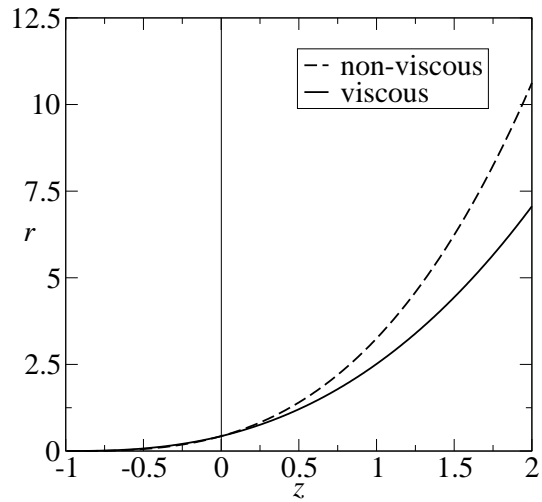


Figure 4: Ratio between dark matter and dark energy as function of the red-shift z . Solid lines - viscous; dashed lines - non-viscous.

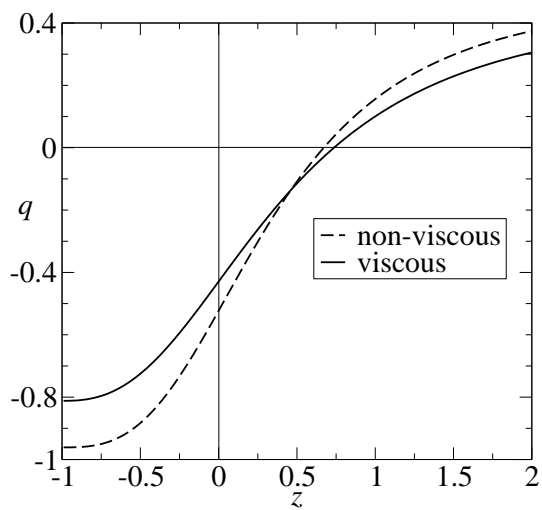


Figure 5: Deceleration parameter as function of the red-shift z . Solid lines - viscous; dashed lines - non-viscous.

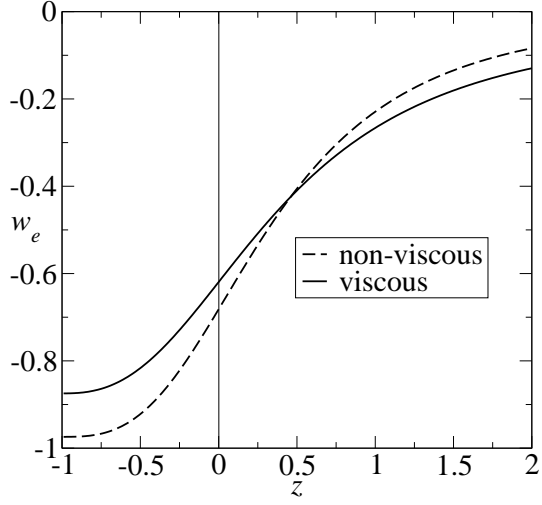


Figure 6: Effective index w_e as function of the red-shift z . Solid lines - viscous; dashed lines - non-viscous.

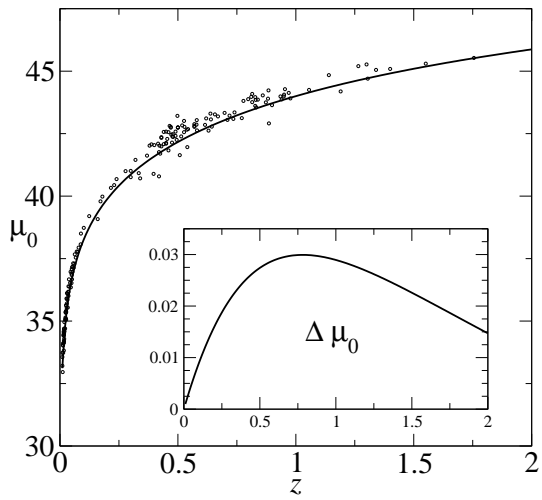


Figure 7: Distance modulus μ_0 as function of the red-shift z . Small frame: $\Delta\mu_0 = \mu_0^{\text{viscous}} - \mu_0^{\text{non-viscous}}$.

Bayesian inference, a well-known method of statistical inference which employs evidence to estimate parameters of a model. The main purpose of this section is just to give a brief introduction to the subject.

For a given model and data set, Bayesian inference employs a probability distribution called *posterior* probability to summarize all uncertainty. This probability distribution is proportional to a prior probability distribution (or simply the prior) and a likelihood function. The later, denoted by $\mathcal{P}(\mathbf{D}|\theta)$, is usually defined as the unnormalized probability density of measuring the data $\mathbf{D} = \{D_1, D_2, \dots, D_n\}$ for a given model \mathcal{M} in terms of its parameters $\theta = \{\theta_1, \theta_2, \dots, \theta_n\}$. For our purposes it suffices to assume that the measured values are normally distributed around their true value, so that

$$\mathcal{P}(\mathbf{D}|\theta) \propto \exp \left[-\chi^2(\theta)/2 \right]. \quad (22)$$

The posterior $\mathcal{P}(\theta|\mathbf{D})$ is determined by Bayes' theorem

$$\mathcal{P}(\theta|\mathbf{D}) = \frac{\mathcal{P}(\mathbf{D}|\theta)\mathcal{P}(\theta)}{\int d\theta \mathcal{P}(\mathbf{D}|\theta)\mathcal{P}(\theta)}, \quad (23)$$

where $\mathcal{P}(\theta)$ denotes the prior probability distribution. The prior carries all previous knowledge about the parameters before the measurements have been performed.

Parameter estimation is performed in Bayesian inference by maximizing the posterior $\mathcal{P}(\theta|\mathbf{D})$. This is in contrast with the frequentist approach, in which the likelihood $\mathcal{P}(\mathbf{D}|\theta)$ is maximized. Nevertheless, whenever the so-called uninformative priors are considered, both frameworks lead to the same conclusions. If the measured data are independent from each other as well as Gaussian distributed around their true value, $\mathbf{D}(\theta)$, then maximizing the likelihood $\mathcal{P}(\mathbf{D}|\theta)$ is equivalent to minimize the chi-square function

$$\chi^2(\theta) \equiv (\mathbf{D}^{obs} - \mathbf{D}(\theta))C^{-1}(\mathbf{D}^{obs} - \mathbf{D}(\theta))^T, \quad (24)$$

where C is the covariance matrix given by the experimental errors. For uncorrelated data $C_{ij} = \delta_{ij}\sigma_i^2$ and

$$\chi^2(\theta) \equiv \sum_{i=1}^n \left(\frac{D^{obs} - D(\theta)}{\sigma_i^2} \right)^2, \quad (25)$$

where σ_i denotes the experimental errors.

In Bayesian inference, the confidence intervals are drawn around the maximal likelihood point, giving the best fit parameters. It is conventionally used 1σ and 2σ confidence regions with 68,3% and 95,4% of probability, respectively, for the true value of parameters. These regions are mathematically defined by the inequalities

$$\chi^2(\theta) - \chi^2(\theta_{bf}) \leq 2.3, \quad (26)$$

for 1σ range and

$$\chi^2(\theta) - \chi^2(\theta_{bf}) \leq 6.17, \quad (27)$$

for 2σ range, where θ_{bf} denotes the best fit value of parameters.

References

- [1] S. Perlmutter et al. *Astrophys. J.* **517**, 565 (1999); A. G. Riess et al. *Astrophys. J.* **560**, 49 (2001); M. S. Turner and A. G. Riess, *Astrophys. J.* **569**, 18 (2002); J. Tonry et al., *Astrophys. J.* **594**, 1 (2003).
- [2] M. Persic, P. Salucci and F. Stel *Mon. Not. Roy. Astron. Soc.* **281**, 27 (1996).
- [3] P. J. E. Peebles and B. Ratra, *Rev. Mod. Phys.* **75**, 559 (2003); V. Sahni and A. A. Starobinsky, *Int. J. Mod. Phys. D* **9**, 373 (2000); V. Sahni, in *The Physics of the Early Universe*, Ed. E. Papantonopoulos, *Lect. Notes Phys.* **653** (Springer, Berlin, 2005); S. M. Carroll, *Living Rev. Rel.* **4**, 1 (2001); T. Padmanabhan, *Phys. Rept.* **380**, 235 (2003).
- [4] E. J. Copeland, M. Sami, S. Tsujikawa, *Int. J. Mod. Phys. D* **15**, 1753 (2006); S. Weinberg, *Rev. Mod. Phys.* **61**, 1 (1989); P.J. Steinhardt, in *Critical Problems in Physics*, Ed. V.L. Fitch, D.R. Marlow and M. A. E. Dementi (Princeton University Press, Princeton, 1997).
- [5] L. P. Chimento, A. S. Jakubi and D. Pavon, *Phys. Rev. D* **62**, 063508 (2000); L. P. Chimento, A. S. Jakubi, D. Pavon and W. Zimdahl, *Phys. Rev. D* **67**, 083513 (2003); J. B. Binder and G. M. Kremer, *Gen. Rel. Grav.* **38**, 857 (2006); J. B. Binder and G. M. Kremer, *Braz. J. Phys.* **35** 1038 (2005); G. M. Kremer, *Gen. Rel. Grav.* **39**, 965-972 (2007); G. Huey and B. D. Wandelt, *Phys. Rev. D* **74**, 023519 (2006); L. P. Chimento and M. Forte,

- Phys. Lett. B **666** 205 (2008); R. G. Cai and A. Wang, JCAP **0503**, 002 (2005); Hao Wei, JCAP, **1008**, 20 (2010); L. Amendola, Phys. Rev. D **62**, 043511 (2000); L. Amendola and D. Tocchini-Valentini, Phys. Rev. D **64**, 043509 (2001); L. Amendola and D. Tocchini-Valentini, Phys. Rev. D **66**, 043528 (2002); L. Amendola, C. Quercellini, D. Tocchini-Valentini and A. Pasqui, Astrophys. J. **583**, L53 (2003); W. Zimdahl and D. Pavon, Phys. Lett. B **521**, 133 (2001); D. Pavon and B. Wang, Gen.Rel.Grav. **41** 1 (2009); L. P. Chimento, Phys. Rev. D **81**, 043525 (2010).
- [6] G. L. Murphy, Phys. Rev. D **8**, 4231 (1973); Ø. Grøn, Astrophys. Space Sci. **173**, 191 (1990); G. M. Kremer and F. P. Devecchi, Phys. Rev. D **65**, 083515 (2002); V. A. Belinskii, E. S. Nikomarov and I. M. Khalatnikov, Sov. Phys. JETP **50**, 213 (1979); V. Romano and D. Pavón, Phys. Rev. D **47**, 1396 (1993); L. P. Chimento and A. S. Jakubi, Class. Quant. Grav. **10**, 2047 (1993); A. A. Coley and R. J. van den Hoogen, Class. Quant. Grav. **12**, 1977 (1995); W. Zimdahl, Phys. Rev. D **61**, 083511 (2000); G. M. Kremer, Gen. Relat. Grav. **35**, 1459 (2003); G. M. Kremer, Phys. Rev. D **68**, 123507 (2003); G. M. Kremer and M. C. N. Teixeira da Silva, Braz. J. Phys. **34** 1204 (2004).
- [7] C. Cercignani and G. M. Kremer, *The relativistic Boltzmann equation: theory and applications*, (Birkhäuser, Basel, 2002).
- [8] D. Pavón and B. Wang, Gen. Relativ. Grav. **41** 1 (2009).
- [9] L. P. Chimento, M. Forte and G. M. Kremer, Gen. Rel. Grav. **41**, 1125 (2009).
- [10] G. M. Kremer and F. P. Devecchi, Phys. Rev. D **66**, 063503 (2002); G. M. Kremer and F. P. Devecchi, Phys. Rev. D **67**, 047301 (2003).
- [11] C. Ma and T.-J. Zhang, Astrophys. J. **730**, 74 (2011).
- [12] W. L. Freedman *et al.*, Astrophys. J. **553**, 47 (2001).
- [13] J. M. Virey et al. Phys. Rev. D **72**, 061302 (2005).
- [14] A. G. Riess et al. Astrophys. J. **607**, 665 (2004).
- [15] M. Hicken et al. Astrophys. J. **700** 1097-1140 (2009).