

# Suppression of the large-scale Lorentz force by turbulence

G. Rüdiger<sup>1,\*</sup>, L.L. Kitchatinov<sup>2,3</sup>, and M. Schultz<sup>1</sup>

<sup>1</sup> Leibniz-Institut für Astrophysik Potsdam, An der Sternwarte 16, D-14482 Potsdam, Germany

<sup>2</sup> Institute for Solar-Terrestrial Physics, P.O. Box 291, Irkutsk 664033, Russia

<sup>3</sup> Pulkovo Astronomical Observatory, St. Petersburg 196140, Russia

Received 2011 Nov 17, accepted 2011 Dec 5

Published online 2012 Jan 23

**Key words** magnetohydrodynamics (MHD) – magnetic fields – turbulence

The components of the total stress tensor (Reynolds stress plus Maxwell stress) are computed within the quasilinear approximation for a driven turbulence influenced by a large-scale magnetic background field. The conducting fluid has an arbitrary magnetic Prandtl number and the turbulence without the background field is assumed as homogeneous and isotropic with a free Strouhal number  $St$ . The total large-scale magnetic tension is always reduced by the turbulence with the possibility of a ‘catastrophic quenching’ for large magnetic Reynolds number  $R_m$  so that even its sign is reversed. The total magnetic pressure is enhanced by turbulence in the high-conductivity limit but it is reduced in the low-conductivity limit. Also in this case the sign of the total pressure may reverse but only for special turbulences with sufficiently large  $St > 1$ . The turbulence-induced terms of the stress tensor are suppressed by strong magnetic fields. For the tension term this quenching grows with the square of the Hartmann number of the magnetic field. For microscopic (i.e. small) diffusivity values the magnetic tension term becomes thus highly quenched even for field amplitudes much smaller than their equipartition value. In the opposite case of large-eddy simulations the magnetic quenching is only mild but then also the turbulence-induced Maxwell tensor components for weak fields remain rather small.

© 0000 WILEY-VCH Verlag GmbH & Co. KGaA, Weinheim

## 1 Introduction

Differential rotation and fossil fields do not coexist. A nonuniform rotation law induces azimuthal fields  $\delta B_\phi$  from an original poloidal field  $B_R$  which together transport angular momentum in radial direction reducing the shear  $\delta\Omega$  via the large-scale Lorentz force  $\mathbf{J} \times \mathbf{B}$ , i.e.

$$R \frac{\delta\Omega}{\delta t} \simeq \frac{B_R \delta B_\phi}{\mu_0 \rho \Delta R}. \quad (1)$$

As the induced  $B_\phi$  results as  $\delta B_\phi \simeq \Delta\Omega B_R \delta t$  the duration of the complete decay of the shear (i.e.  $\delta\Omega = \Delta\Omega$ ) is  $\delta t \simeq \sqrt{\mu_0 \rho} R / B_R$ . This is a short time of order 10 000 yr for a fossil field of 1 Gauss compared with the time scale of the star formation. All protostars should thus rotate rigidly.

Equation (1) is also used for the explanation of the observed torsional oscillations of the Sun. With  $B_R \simeq 5$  Gauss and  $B_\phi \simeq 10\,000$  Gauss the estimation for  $R\delta\Omega$  is 10 m/s which is close to the observed value of 5 m s<sup>-1</sup>. The result is that – if Eq. (1) is correct – the maximal field strength of the invisible toroidal fields should not be much higher than 10 000 Gauss. However, the solar convection zone is turbulent and it is not yet clear whether Eq. (1) is also true for conducting fluids with fluctuating flows and fields.

In this paper the total Maxwell stress is thus derived for a turbulent fluid under the presence of a uniform background field  $\mathbf{B}$ . The fluctuating flow components are de-

noted by  $\mathbf{u}$  and the fluctuating field components are denoted by  $\mathbf{b}$ . The standard Maxwell tensor

$$M_{ij} = \frac{1}{\mu_0} B_i B_j - \frac{1}{2\mu_0} \mathbf{B}^2 \delta_{ij} \quad (2)$$

for the considered MHD turbulence turns into the generalized stress tensor

$$M_{ij}^{\text{tot}} = M_{ij} - \rho Q_{ij} + M_{ij}^T, \quad (3)$$

with the one-point correlation tensor

$$Q_{ij} = \langle u_i(\mathbf{x}, t) u_j(\mathbf{x}, t) \rangle \quad (4)$$

of the flow and the turbulence-induced Maxwell tensor

$$M_{ij}^T = \frac{1}{\mu_0} \langle b_i(\mathbf{x}, t) b_j(\mathbf{x}, t) \rangle - \frac{1}{2\mu_0} \langle \mathbf{b}^2(\mathbf{x}, t) \rangle \delta_{ij}. \quad (5)$$

The generalized Lorentz force  $\mathbf{F}$  is then

$$\mathbf{F}_i = M_{ij,j}^{\text{tot}}. \quad (6)$$

If the only preferred direction in the turbulence is the uniform background field  $\mathbf{B}$  both the tensors  $Q_{ij}$  and  $M_{ij}^T$  have the same form as the Maxwell tensor (2) but with two unknown scalar parameters. It makes thus sense to write

$$M_{ij}^{\text{tot}} = \frac{1}{\mu_0} (1 - \kappa) B_i B_j - \frac{1}{2\mu_0} (1 - \kappa_p) \mathbf{B}^2 \delta_{ij} \quad (7)$$

for the total stress tensor (3). The first term of the RHS describes a tension along the magnetic field lines while the second term is the sum of the magnetic-induced pressures transverse to the lines of force. The main role of the first term in stellar physics is an outward-directed angular momentum transport if  $B_R B_\phi < 0$ . If its coefficient  $1 - \kappa$

\* Corresponding author: gruediger@aip.de

would change its sign under the presence of turbulence then for the same magnetic geometry the angular momentum transport would be inwardly directed. The Lorentz force (6) with (7) becomes

$$\mathbf{F} = (1 - \kappa) \mathbf{J} \times \mathbf{B} - \frac{1}{2\mu_0}(\kappa - \kappa_p) \nabla B^2, \quad (8)$$

so that the ‘laminar’ Lorentz force  $\mathbf{J} \times \mathbf{B}$  has to be multiplied with the factor  $1 - \kappa$  and an extra magnetic pressure appears if the  $\kappa$ ’s are unequal (and they are) due to the action of the turbulence. If the  $\kappa$  is positive then its amplitude should not exceed unity as otherwise the direction of the Lorentz force reversed. Roberts & Soward (1975) considering only the terms of the Maxwell stress found (large) positive  $\kappa$  and negative  $\kappa_p$ , i.e.  $\kappa = -\kappa_p = \eta_T/\eta$  with  $\eta_T$  the well-known eddy diffusivity (see Eq. (42), below).

Rüdiger et al. (1986) found  $\kappa$  also as positive and as running with the magnetic Reynolds number  $R_m$  of the turbulence even for  $R_m > 1$ . Kleorin et al. (1989) suggest that  $\kappa_p > 0$  and even larger than unity so that the total magnetic pressure changes its sign and becomes negative. The resulting instability may produce structures of concentrated magnetic field and may be important for sunspot formation (Kleorin et al. 1990; Brandenburg et al. 2010, 2011).

Hence, the  $\kappa$ ’s have an important physical meaning. In the simplest case they both would result as negative. Then the effective pressure is increased by the magnetic terms and also the tension term  $1 - \kappa$  remains positive so that the Lorentz force in turbulent media is simply amplified. Many more serious consequences would result from positive  $\kappa$  and  $\kappa_p$  if exceeding unity. In this case the Lorentz force changes its sign with dramatic consequences for the theory of torsional oscillations and solar oscillations (Kleorin & Rogachevskii 1994; Kleorin et al. 1996).

The turbulence-induced modification of the Maxwell stress can also be important in other constellations where large-scale fields and turbulence simultaneously exist. Tachocline theory, jet theory, the structure of magnetized galactic disks (Battaner & Florido 1995) or oscillations of convective stars with magnetic fields could be mentioned.

## 2 Equations

We apply the quasilinear approximation known also as the second order correlation approximation (SOCA). All preliminary steps to derive main equations for the problem at hand were described by Rüdiger & Kitchatinov (1990). The fluctuating magnetic and velocity fields are related by the equation

$$\hat{\mathbf{b}}(\mathbf{k}, \omega) = \frac{i(\mathbf{k} \cdot \mathbf{B})}{-i\omega + \eta k^2} \hat{\mathbf{u}}(\mathbf{k}, \omega), \quad (9)$$

where the hat notation marks Fourier amplitudes, e.g.

$$\mathbf{b}(\mathbf{r}, t) = \int e^{i(\mathbf{k}\mathbf{x} - \omega t)} \hat{\mathbf{b}}(\mathbf{k}, \omega) d\mathbf{k}d\omega, \quad (10)$$

and the same for the velocity field. The influence of mean magnetic field on turbulence is described by the relation

$$\hat{\mathbf{u}}(\mathbf{k}, \omega) = \frac{\hat{\mathbf{u}}^{(0)}(\mathbf{k}, \omega)}{1 + \frac{(\mathbf{k} \cdot \mathbf{V})^2}{(-i\omega + \eta k^2)(-i\omega + \nu k^2)}}, \quad (11)$$

where  $\mathbf{V} = \mathbf{B}/\sqrt{\mu_0\rho}$  is the Alfvén velocity of the large-scale background field,  $\eta$  is the microscopic magnetic diffusivity, and  $\nu$  is the microscopic viscosity. In Eq. (11)  $\hat{\mathbf{u}}$  is the (Fourier-transformed) velocity field modified by the mean magnetic field and  $\hat{\mathbf{u}}^{(0)}$  stands for the velocity of the ‘original’ turbulence which is assumed to exist for  $\mathbf{B} = 0$ . The original turbulence is assumed as statistically homogeneous and isotropic, i.e.

$$\langle \hat{u}_i^{(0)}(\mathbf{k}, \omega) \hat{u}_j^{(0)}(\mathbf{k}', \omega') \rangle = \frac{E(k, \omega)}{16\pi k^2} \left( \delta_{ij} - \frac{k_i k_j}{k^2} \right) \times \delta(\mathbf{k} + \mathbf{k}') \delta(\omega + \omega'), \quad (12)$$

where  $E(k, \omega)$  is the positive-definite spectrum function of the turbulence. Here

$$u^2 = \int_0^\infty \int_0^\infty E(k, \omega) dk d\omega \quad (13)$$

defines the rms velocity  $u$  of the original turbulence. Equations (9) to (12) suffice to derive the values of the  $\kappa$ ’s.

## 3 Weak field

We proceed by considering special cases. For weak mean magnetic field one finds from the expressions given by Rüdiger & Kitchatinov (1990) the relation

$$\kappa = \frac{1}{15} \int_0^\infty \int_0^\infty \frac{Ek^2(\nu(2\eta + \nu)k^4 - \omega^2)}{(\nu^2 k^4 + \omega^2)(\eta^2 k^4 + \omega^2)} dk d\omega, \\ \kappa_p = \frac{1}{15} \int_0^\infty \int_0^\infty \frac{Ek^2(\nu(8\eta - \nu)k^4 - 9\omega^2)}{(\nu^2 k^4 + \omega^2)(\eta^2 k^4 + \omega^2)} dk d\omega. \quad (14)$$

The expressions do not have definite signs so that it remains unclear whether the large-scale Maxwell stress is increased or decreased by the turbulence. Even the signs of  $\kappa$  and  $\kappa_p$  may depend on the spectrum of the turbulence.

The simplest case is a turbulence with a *white-noise* spectrum containing all frequencies with the same amplitude. Here and in the following we shall use the Strouhal number  $St$  and the normalized characteristic frequency  $w^*$

$$St = \frac{u}{l_c} \tau_c, \quad w^* = \frac{wl_c^2}{\eta} \quad (15)$$

( $l_c$  correlation length,  $\tau_c$  correlation time). The turbulence frequency  $w^*$  measures the characteristic frequency of the turbulence spectrum in relation to the diffusion frequency. It is large for flat spectra such as white noise and it is small for very steep spectra like  $\delta$  functions. On the other hand, it is large in the high-conductivity limit and it is small in the low-conductivity limit. E.g., it is much larger than unity if the microscopic (Spitzer) diffusivity is used (high-conductivity

limit). It should be unity if – as it is used in large-eddy simulations –  $\eta = \eta_T \simeq w l_c^2$ . In the numerical integrations presented below the limit  $w^* \rightarrow 0$  (i.e. low-conductivity limit) applies to the case of the frequency spectrum as a Dirac delta function  $\delta(\omega)$ .

The product of  $St$  and  $w^*$  giving the magnetic Reynolds number

$$Rm = \frac{u l_c}{\eta}, \quad (16)$$

where we have used the relation  $\tau_c = 1/w$  as a definition of the correlation time. Then it is  $w^* = Rm/St$ .

In the high-conductivity limit ('white noise') one finds the simple results

$$\kappa = \frac{1}{15} Rm St, \quad \kappa_p = -\frac{1}{15} Rm St, \quad (17)$$

so that the  $\kappa$  is positive and runs with  $Rm St = u^2 \tau_c / \eta$  which is the (large) ratio of the eddy diffusivity and the microscopic diffusivity hence the magnetic tension is always (strongly) reduced. On the other hand, the magnetic pressure is increased (see Eq. 7). The negative sign of the value of  $\kappa_p$  excludes the possibility that the effective pressure term in Eq. (7) changes its sign so that the total magnetic pressure becomes negative. This is formally possible after (17) for the magnetic tension parameter  $1 - \kappa$ .

The white-noise approximation, however, is not perfect. If, for example, the opposite frequency profile for very long correlation times, i.e.  $E \propto \delta(\omega)$ , is applied to (14) then again the  $\kappa$  is positive but the sign of  $\kappa_p$  depends on the magnetic Prandtl number

$$Pm = \frac{\nu}{\eta}. \quad (18)$$

It is thus necessary to discuss the integrals in (14) in more detail.

### 3.1 $Pm \geq 1$

For  $Pm > 8$  one finds that  $\kappa_p$  is negative-definite for all possible spectral functions. The coefficient  $1 - \kappa_p$  of the magnetic pressure is thus positive-definite and cannot become negative. This is not true for  $\kappa$ . We shall show that the  $\kappa$  will 'almost always' be positive so that the Lorentz force term in the generalized Lorentz force expression (8) is 'almost always' quenched by the existence of the turbulence.

For  $\nu = \eta$  the expressions (14) turn into

$$\begin{aligned} \kappa &= \frac{1}{15} \int_0^\infty \int_0^\infty \frac{E k^2 (3\eta^2 k^4 - \omega^2)}{(\omega^2 + \eta^2 k^4)^2} dk d\omega, \\ \kappa_p &= \frac{1}{15} \int_0^\infty \int_0^\infty \frac{E k^2 (7\eta^2 k^4 - 9\omega^2)}{(\omega^2 + \eta^2 k^4)^2} dk d\omega, \end{aligned} \quad (19)$$

which again do not have definite signs. One can write, however, the expression for  $\kappa$  as

$$\kappa = \frac{1}{15} \int_0^\infty \int_0^\infty \frac{2\eta^2 k^6 E}{(\omega^2 + \eta^2 k^4)^2} dk d\omega$$

$$- \frac{1}{15} \int_0^\infty \int_0^\infty \frac{\omega k^2}{\omega^2 + \eta^2 k^4} \frac{\partial E}{\partial \omega} dk d\omega, \quad (20)$$

from which  $\kappa$  proves to be positive-definite for all spectral functions  $E$  which do not increase for increasing  $\omega$ . We shall see that the positivity of  $\kappa$  which reduces the effectivity of the angular momentum transport is a general result of the SOCA theory.

Further simplifications can be achieved by applying the model spectrum

$$E(k, \omega) = q(k) \frac{2w}{\pi(w^2 + \omega^2)} \quad (21)$$

with

$$\int_0^\infty q(k) dk = u^2, \quad (22)$$

where  $w$  is a characteristic frequency of the turbulence spectrum. For  $w \rightarrow 0$  (21) represents a Dirac  $\delta$ -function while  $w \rightarrow \infty$  gives 'white noise'. The results are

$$\kappa = \frac{1}{15\eta} \int_0^\infty \frac{w + 3\eta k^2}{(w + \eta k^2)^2} q dk \quad (23)$$

and

$$\kappa_p = \frac{1}{15\eta} \int_0^\infty \frac{7\eta k^2 - w}{(w + \eta k^2)^2} q dk. \quad (24)$$

Again the  $\kappa$  is positive-definite. Note that for  $w \rightarrow \infty$  the high-conductivity results (17) are reproduced. In this case the  $\kappa$ 's are running with  $1/\eta$  while for  $w \rightarrow 0$  the  $\kappa$ 's are running with  $1/\eta^2$ . This is a basic result: for low conductivity and for high conductivity the dependence of the  $\kappa$ 's on the magnetic Reynolds number  $Rm$  differs. For high conductivity (white noise) the  $\kappa$ 's are proportionate to  $Rm$  while for low conductivity (steep spectra) the factor  $Rm^2$  appears. Note that for  $\delta$ -like spectral functions the numerical coefficient for  $\kappa$  is 0.2 while for  $\kappa_p$  this factor is about 0.5. One can also find these values at the ordinate of Fig. 2.

A basic difference exists for  $\kappa$  and  $\kappa_p$ , too. While the  $\kappa$  is positive-definite, the  $\kappa_p$  can change its sign. Generally it will be positive only for small  $w^*$  but it should be negative for large  $w^*$ . Already from these arguments one finds the main complication of the problem. The shape of the turbulence spectrum has a fundamental meaning for the results.

To probe these results in detail a spectral function  $q(k)$

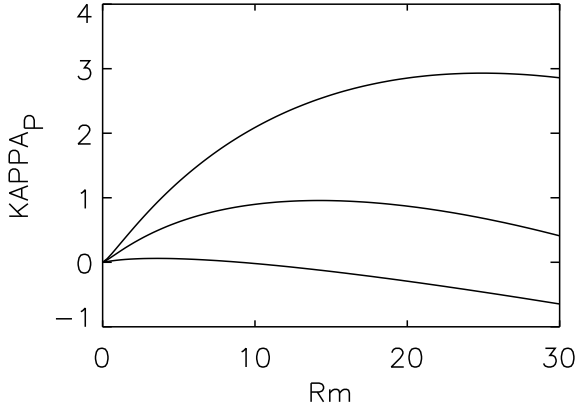
$$q \simeq \frac{2l_c}{\pi} \frac{u^2}{1 + k^2 l_c^2} \quad (25)$$

is used. The integration yields

$$\kappa = \frac{1}{15} \frac{St Rm \sqrt{w^*} (2 + \sqrt{w^*})}{(1 + \sqrt{w^*})^2}, \quad (26)$$

so that

$$\kappa \simeq \left\{ \begin{array}{l} \frac{2}{15} Rm St \sqrt{w^*} \\ \frac{1}{15} Rm St \end{array} \right\} \quad \text{for } w^* \left\{ \begin{array}{l} < 1 \\ > 4. \end{array} \right. \quad (27)$$



**Fig. 1** The  $\kappa_p$  vs.  $Rm$  after Eq. (28). From top to bottom:  $St = 7$ ,  $St = 4$ , and  $St = 1$ . All curves have a maximum. Note that all  $\kappa_p$  become negative for sufficiently large  $Rm$ ;  $Pm = 1$ .

Hence, for small  $w^*$  (low conductivity) the  $\kappa$  runs with  $St^{0.5} Rm^{1.5}$  while for high conductivity the relation is simply  $St Rm$ . One finds again the differences between the two limits. In large-eddy simulations for the effective diffusivity the relation  $\eta \simeq ul_c$  is used so that  $Rm \simeq Pm \simeq 1$ . As in the majority of the applications also the Strouhal number  $St$  is of the same order the coefficient (27) is a small number. If for direct numerical simulations the numerical value of  $Rm$  becomes large then there is no reason that (26) remains smaller than unity.

For  $\kappa_p$  there is another situation. One obtains

$$\kappa_p = \frac{1}{15} \frac{Rm St \sqrt{w^*} (3 - \sqrt{w^*})}{(1 + \sqrt{w^*})^2}, \quad (28)$$

hence,

$$\kappa_p \simeq \begin{cases} \frac{1}{5} Rm^{1.5} St^{0.5} \\ -\frac{1}{15} Rm St \end{cases} \quad \text{for } w^* \begin{cases} < 9 \\ > 9. \end{cases} \quad (29)$$

For  $w^* > 9$  the  $\kappa_p$  is *negative* so that the total pressure is always positive. For  $w^* < 9$ , however, the  $\kappa_p$  becomes positive. In this case for large Strouhal number the total magnetic pressure  $1 - \kappa_p$  becomes negative. Figure 1 demonstrates that  $\kappa_p$  exceeds unity for  $St > 4$ . For  $St > 4$  one finds  $\kappa_p > 1$  for  $Rm = 14$ , i.e.  $w^* = 3.5$ . We have to stress, however, that the SOCA approximation only holds if not both the quantities  $St$  and  $Rm$  simultaneously exceed unity. For turbulences in liquid metals in the MHD laboratory  $Rm \simeq 1$  is a typical value. Kemel et al. (2012) report an increase of  $\kappa_p$  with  $Rm^2$  (their Fig. 9, bottom). The negative branch of (29) does not exist in the simulations ( $Pm = 0.5$ ).

### 3.2 $Pm \ll 1$

The situation is more clear for small magnetic Prandtl numbers, which exist, e.g., in stellar interiors, protoplanetary disks and also in the MHD laboratory. It is possible to consider the limit  $\nu \rightarrow 0$  in the Eqs. (14) but only for turbulence

spectra with finite correlation time. Stationary patterns with  $E \propto \delta(\omega)$  are excluded. In the limit of very small  $Pm$  the Eqs. (14) reduce to

$$\begin{aligned} \kappa &= \frac{\pi}{15\eta} \int_0^\infty E(k, 0) dk - \frac{1}{15} \int_0^\infty \int_0^\infty \frac{E(k, \omega) k^2}{\omega^2 + \eta^2 k^4} dk d\omega, \\ \kappa_p &= \frac{4\pi}{15\eta} \int_0^\infty E(k, 0) dk - \frac{9}{15} \int_0^\infty \int_0^\infty \frac{E(k, \omega) k^2}{\omega^2 + \eta^2 k^4} dk d\omega. \end{aligned} \quad (30)$$

The spectrum (21) leads to

$$\begin{aligned} \kappa &= \frac{1}{15\eta w} \int_0^\infty \frac{2\eta k^2 + w}{\eta k^2 + w} q(k) dk, \\ \kappa_p &= \frac{1}{15\eta w} \int_0^\infty \frac{8\eta k^2 - w}{\eta k^2 + w} q(k) dk. \end{aligned} \quad (31)$$

Again  $\kappa$  is positive-definite. If the wave number spectrum has only a single value then

$$\begin{aligned} \kappa &= \frac{1}{15} \frac{Rm^2}{w^*} \frac{2 + w^*}{1 + w^*}, \\ \kappa_p &= \frac{1}{15} \frac{Rm^2}{w^*} \frac{8 - w^*}{1 + w^*}. \end{aligned} \quad (32)$$

The limit  $w^* \rightarrow 0$  is here not allowed. Again the  $\kappa_p$  is positive (negative) for small (large)  $w^*$ . Formally, the Strouhal number  $St$  does not appear. Replacing the  $w^*$  by  $Rm/St$  in both limits the  $|\kappa_p|$  runs linearly with  $St Rm$ , i.e. with  $1/\eta$ .

The  $\kappa$  also runs with  $1/\eta$  in the high-conductivity limit, i.e.

$$\kappa \simeq \frac{1}{15} St Rm, \quad (33)$$

while for low conductivity the value is  $\kappa \simeq (2/15) St Rm$ . For large  $w^*$ , i.e. for  $Rm > St$ , and  $Pm \lesssim 1$  there is practically no influence of the numerical value of the magnetic Prandtl number (see Eq. 27). Below we shall also demonstrate by numerical solutions of the integrals that Eq. (33) forms the main result of the present analysis. Whether the  $\kappa$ -coefficient may become larger than unity only depends on the numerical values of  $St$  and  $Rm$ . For large-eddy simulations with  $St = Rm = Pm = 1$  the  $\kappa$  is basically only of order 0.1.

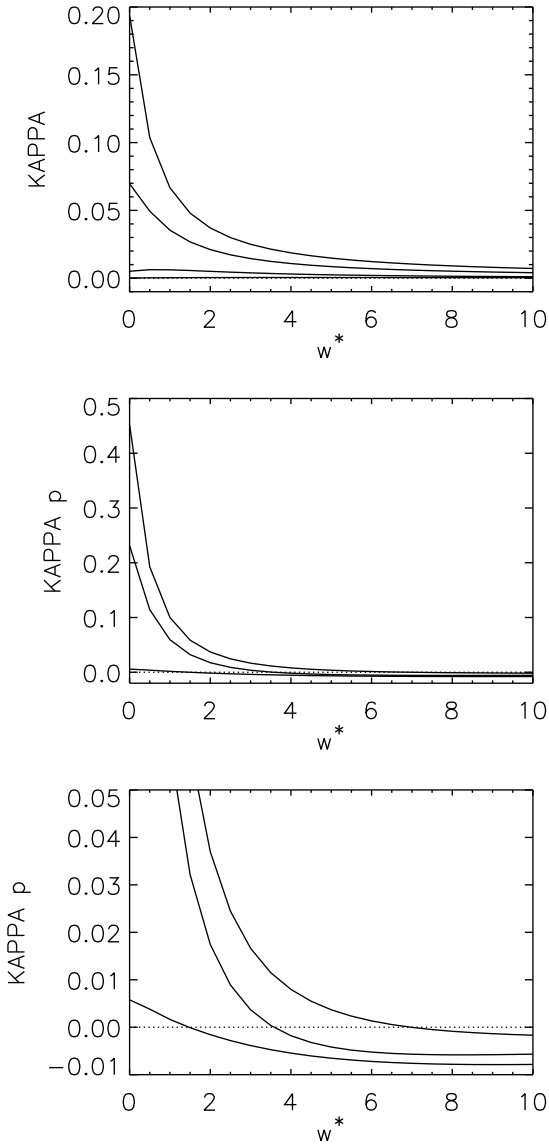
With the spectral function (25) the results are very similar, i.e.

$$\kappa_p = \frac{1}{15} \frac{Rm^2}{w^*} \frac{8 - \sqrt{w^*}}{1 + \sqrt{w^*}}. \quad (34)$$

This expression only exceed unity for  $St \gg 1$ . For small  $St$  the sum  $1 - \kappa_p$  is thus always positive independent of the actual value of  $Rm$  contribution.

## 4 Strong fields

So far only the influence of weak magnetic fields has been considered. The influence of strong magnetic fields is also

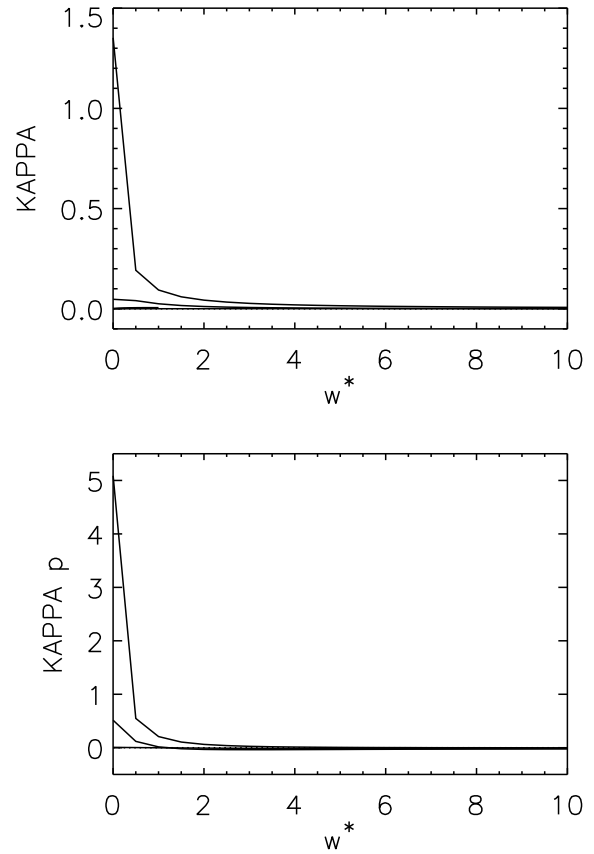


**Fig. 2** The  $\kappa/\text{Rm}^2$  (top) and  $\kappa_p/\text{Rm}^2$  (middle, bottom) vs.  $w^*$  for the one-mode model (35). The curves in the plots (from top to bottom) are for  $S = 0.01$ ,  $S = 1$ ,  $S = 3$ , and  $S = 10$ . At the left vertical axis the values are valid for the delta function spectra (low-conductivity limit). The quantities vanish as  $1/w^*$  for  $w^* \rightarrow \infty$  (high-conductivity limit, right vertical axis) leading to the result (33). Bottom: details for  $\kappa_p/\text{Rm}^2$ ;  $\text{Pm} = 1$ .

important to know. The rather complex results of the SOCA theory with arbitrary magnetic field amplitudes and with free values of both diffusivities are given in the Appendix. These expressions can be discussed by applying the single-scale wave number spectrum

$$q(k) = 2u^2\delta(k - l_c^{-1}) \quad (35)$$

and the frequency spectrum (21). Such an approximation allows to solve the Eqs. (A1)...(A4) numerically including



**Fig. 3** The same as in Fig. 2 for  $\text{Pm} = 0.1$ . From top to bottom:  $S = 0.01$ ,  $S = 1$ , and  $S = 10$ . The quantities vanish as  $1/w^*$  for  $w^* \rightarrow \infty$ .

the frequency integration so that the turbulence quantities  $\kappa/\text{Rm}^2$  and  $\kappa_p/\text{Rm}^2$  only depend on the Lundquist number

$$S = \frac{Bl_c}{\sqrt{\mu_0\rho\eta}} \quad (36)$$

of the magnetic field, the frequency  $w^*$  and the magnetic Prandtl number  $\text{Pm}$ .

In the weak-field limit,  $S \ll 1$ , one finds the overall result that  $\kappa/\text{Rm}^2$  runs as  $1/15w^*$  (Figs. 2 and 3, top) so that again the general result (33) is reproduced. For very small  $w^*$ , i.e. for delta function frequency spectra (or, what is the same, for very long correlation times), the  $\kappa$ 's run with  $1/\text{Rm}^2$  – as already shown above.

When the field is not weak, the stress parameters rapidly decrease with  $S$ . Figures 2 and 3 also demonstrate that the magnetic quenching can be written as

$$\kappa \simeq \frac{\kappa_0}{1 + \epsilon S^2} \quad (37)$$

(see Fig. 4), in confirmation to Brandenburg et al. (2010) who found the magnetic quenching in terms of  $1/B^2$ . From the Figures one finds that  $\epsilon \lesssim 1$  for  $\text{Pm} < 1$ . For large  $\text{Pm}$  the  $\epsilon$  is even smaller. The magnetic quenching of the  $\kappa$ -parameter is thus stronger for small magnetic Prandtl number than for large  $\text{Pm}$ . While a magnetic field with  $S = 1$

reduces the  $\kappa$  remarkably if  $\text{Pm} < 1$  in the opposite case  $\text{Pm} > 1$  the  $\kappa$  is almost uninfluenced by  $S = 1$ . Figure 5 demonstrates the inverse dependence of the  $\epsilon$  on the magnetic Prandtl number. One finds  $\epsilon \simeq 0.75/\text{Pm}$ . The quenching expression, therefore, turns for  $\text{Pm} \neq 1$  into

$$\kappa \simeq \frac{\kappa_0}{1 + 0.75 \text{Ha}^2}, \quad (38)$$

with the Hartmann number  $\text{Ha} = S/\sqrt{\text{Pm}}$  instead of the Lundquist number  $S$ . For the magnetic quenching it is thus not important which of the diffusivities is large and which is small. The quenching is very strong if one of them is small (see Roberts & Soward 1975). For the high-conductivity limit ( $\eta \rightarrow 0$ ) or for inviscid fluids ( $\nu \rightarrow 0$ ) the Hartmann number  $\text{Ha}$  takes very large values so that even very weak fields strongly suppress the  $\kappa$ -effect.

Note that

$$S = \text{Rm} \frac{B}{B_{\text{eq}}}, \quad (39)$$

with  $B_{\text{eq}} = \sqrt{\mu_0 \rho \langle u^2 \rangle}$  as the equilibrium field strength. The magnetic quenching of the  $\kappa$ -term thus grows with  $\text{Rm}^2$  (Brandenburg & Subramanian 2005) so that for growing  $\text{Rm}$  the  $\kappa$  becomes smaller and smaller:

$$\kappa \simeq \frac{1}{15\epsilon} \frac{\text{St} B_{\text{eq}}^2}{\text{Rm} B^2}. \quad (40)$$

It becomes thus clear that in the high-conductivity limit even for rather small fields the  $\kappa$ -term in Eq. (7) takes very small values which do not play an important role in the mean-field magnetohydrodynamics.

On the other hand, for  $\text{Rm} = 1$  the well-known standard expression

$$\kappa = \frac{\kappa_0}{1 + \epsilon \frac{B^2}{B_{\text{eq}}^2}} \quad (41)$$

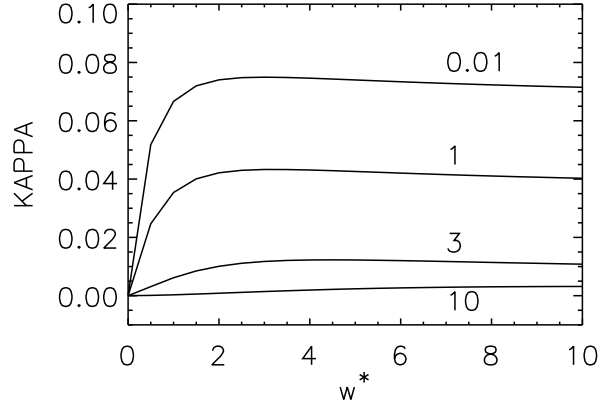
for magnetic quenching appears with  $\epsilon$  of order unity only slightly differing for small and large  $w^*$ .

Because of  $\text{St} = \text{Rm} = 1$  in this case the  $\kappa$ 's always remain smaller than unity in accordance to (33). Hence in both the possible concepts, i.e. the use of the microscopic diffusivities and the use of the large-eddy simulations with subgrid diffusivities, the values of the turbulence-induced Maxwell tensor coefficients remain small.

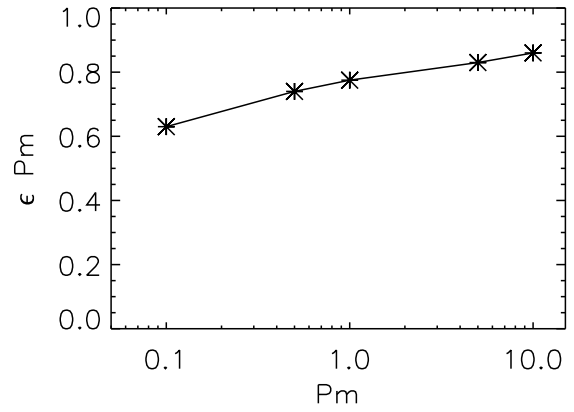
The numerical simulations by Kemel et al. (2012) indeed yield a magnetic quenching of the *pressure* term in terms of  $\text{Rm}^2$  but only for  $\text{Rm} < 10$ .

## 5 Catastrophic quenching?

We have computed the stress tensor which is formed by large-scale background fields, by the Reynolds stress of a turbulence field under the influence of the field and the turbulent Maxwell stress of the field fluctuations. All contributions can be summarized in form of the classical Maxwell stress tensor but with turbulence-modified coefficients (see Eq. 7). The modified pressure term is now  $1 - \kappa_p$  while



**Fig. 4** The verification of the relation (38) for the functions  $w^* \kappa$  marked by their Lundquist numbers  $S$ . The resulting value for  $\epsilon$  is about 0.75;  $\text{Pm} = 1$ .



**Fig. 5** The (weak) dependence of the quantity  $\text{Pm} \cdot \epsilon$  on the magnetic Prandtl number  $\text{Pm}$ .

the modified magnetic tension term is written as  $1 - \kappa$ . The quantities  $\kappa$  and  $\kappa_p$  have been computed within the quasi-linear approximation (SOCA) which can be used if the minimum of both the numbers  $\text{St}$  and  $\text{Rm}$  is (much) smaller than unity. As almost all turbulences fulfill the condition  $\text{St} \simeq 1$ , the validity of SOCA requires  $\text{Rm} = ul_c/\eta < 1$ . Under this restriction the resulting  $\kappa$ 's are always smaller than unity. For all magnetic Prandtl numbers  $\text{Pm}$  we found  $\kappa$  as positive so that the non-pressure force term  $(B \nabla) B$  is reduced under the influence of turbulence. This is in particular true for the coefficients of the angular momentum transport terms  $B_\phi B_R$  and  $B_\phi B_z$  which, therefore, become more and more ineffective in turbulent fluids.

The sign of  $\kappa_p$  strongly depends on the magnetic Prandtl number. It proves to be negative-definite for large  $\text{Pm}$ . For smaller  $\text{Pm}$  the sign of  $\kappa_p$  depends on the shape of the frequency spectrum of the turbulence. For steep profiles, i.e. very long correlation times, the  $\kappa_p$  becomes positive while for flat frequency-spectra of the turbulence which are as flat

as the spectrum of white noise (very short correlation times) the  $\kappa_p$  for  $Rm < 1$  becomes negative.

One could believe that relations valid for small  $Rm$  like  $\kappa_p \propto St \cdot Rm$  can be also used for  $Rm > 1$  so that finally the effective magnetic pressure becomes negative. This, however, is not true. The  $\kappa_p$  changes its sign for  $Rm \gg St$  and becomes negative. Hence, the total magnetic pressure results as mostly positive. The only exception exists for sufficiently large  $St$  and sufficiently small  $Rm$  (see Fig. 1).

More dramatic is the situation with the magnetic tension and its coefficient  $1 - \kappa$  which is also the coefficient of the vector  $\mathbf{J} \times \mathbf{B}$  in the generalized Lorentz force in turbulent media. This coefficient is positive for small  $\kappa$ , i.e. for sufficiently small  $Rm$  if  $St = 1$ . It is positive and smaller than unity for the large-eddy simulations ('mixing-length model') considered at the end of Sect. 3.2 with  $Rm = St = Pm = 1$  (see Fig. 2).

The question, however, whether the  $\kappa$  can exceed unity (so that  $1 - \kappa$  becomes negative) cannot finally be answered within the quasilinear approximation. It is  $\kappa \simeq 0.1 St \cdot Rm$  where one of the factors  $St$  and  $Rm$  *must* be smaller than unity but the product  $St \cdot Rm$  is formally not restricted by the SOCA. It is thus a clear and surprising result also in the frame of SOCA that the angular momentum transport by large-scale magnetic fields can strongly be *suppressed* under the influence of turbulence. The possible existence of an instability resulting from  $\kappa > 1$  has been confirmed by the numerical simulations by Brandenburg et al. (2011).

The formal background of this phenomenon is that the integrals defining  $\kappa$  and  $\kappa_p$  do not exist in the high-conductivity limit or, what is the same, in the ideal MHD. The same is true for the much simpler magnetic-suppression problem of the eddy diffusivity. We take the expression

$$\eta_T = \frac{1}{3} \int_0^\infty \int_0^\infty \frac{\eta k^2 E}{\omega^2 + \eta^2 k^4} \left( 1 - \frac{6}{5} \frac{\eta^2 k^4 - \omega^2}{(\omega^2 + \eta^2 k^4)^2} \frac{B^2}{\mu_0 \rho} \right) dk d\omega \quad (42)$$

(Kitchatinov et al. 1994) for the SOCA expression of the eddy diffusivity under the presence of a uniform magnetic background field ( $Pm = 1$ ). The expression is part of a series expansion which converges if the second term is smaller than the first term. The second term of the RHS of this expression has two important properties: i) it is positive for all spectral functions  $E$  with  $\partial E / \partial \omega < 0$  so that the  $\eta_T$  is always reduced by the magnetic fields, and ii) it does not exist for the limit  $\eta \rightarrow 0$ . In other words, for rather small  $\eta$  the integral becomes large so that the magnetic quenching would be extremely effective for large  $Rm$ . This is why such a series expansion only holds for very weak fields. This phenomenon has been called a 'catastrophic' quenching (see Blackman & Field 2000; Blackman & Brandenburg 2002). It exists within the SOCA theory for the eddy diffusivity and also for the eddy viscosity. One finds from Eq. (42) that the mentioned diffusivities are magnetically quenched like

$1 - S^2$  for small  $S$  and like  $S^{-3}$  for large  $S$ . Of course, by this procedure the  $\eta_T$  cannot become negative. We know, on the other hand, that the magnetic quenching of the eddy diffusivity in sunspots reduces its value (only) from  $5 \times 10^{12} \text{ cm}^2 \text{ s}^{-1}$  to about  $10^{11} \text{ cm}^2 \text{ s}^{-1}$  what – together with the time decay law of the sunspots – can be understood with quenching expressions like (42) for  $Rm = 1$  (Rüdiger & Kitchatinov 2000). It is thus suggested to work with the simple relations  $Rm = 1$  and  $S \simeq B/B_{eq}$  in applications with turbulent convection.

Similarly, also the  $\kappa$  increases for vanishing  $\eta$ . There is, however, no nonmagnetic term against which the magnetic influence can be neglected as it must be compared with the large-scale Lorentz force  $\mathbf{J} \times \mathbf{B}$  which is also of the second order in  $\mathbf{B}$ . The only possibility to keep the turbulence contribution small for large  $Rm$  is to put  $St \ll 1$ . However, if the magnetic field is super-equipartitioned then the  $\kappa$  is magnetically quenched which introduces a new factor  $Rm^{-2}$ . Then the magnetic-induced  $\kappa$ -effect finally runs with  $1/Rm$  so that it vanishes in the high-conductivity limit. In summary, for large  $Rm$  and for very weak magnetic field the  $\kappa$  can exceed unity (so that the stress tensor reverses sign) but this phenomenon disappears already for rather weak fields.

**Acknowledgements.** This work was supported by the Deutsche Forschungsgemeinschaft and by the Russian Foundation for Basic Research (projects 10-02-00148, 10-02-00391).

## References

- Battaner, E., Florido, E.: 1995, MNRAS 277, 1129
- Blackman, E.G., Field, G.B.: 2000, ApJ 534, 984
- Blackman, E.G., Brandenburg, A.: 2002, ApJ 579, 359
- Brandenburg, A., Subramanian, K.: 2005, Phys. Rep. 417, 1
- Brandenburg, A., Kleeorin, N., Rogachevskii, I.: 2010, AN 331, 5
- Brandenburg, A., Kemel, K., Kleeorin, N., Mitra, D., Rogachevskii, I.: 2011, ApJ 740, L50
- Kemel, K., Brandenburg, A., Kleeorin, N., Mitra, D., Rogachevskii, I.: 2012, Sol. Phys. (subm.), arXiv:1112.0279
- Kitchatinov, L.L.: 1991, A&A 243, 483
- Kitchatinov, L.L., Pipin, V.V., Rüdiger, G.: 1994, AN 315, 157
- Kleeorin, N.I., Rogachevskii, I.: 1994, Phys. Rev. E 50, 493
- Kleeorin, N.I., Rogachevskii, I.V., Ruzmaikin, A.A.: 1989, SvA Lett. 15, 274
- Kleeorin, N.I., Rogachevskii, I.V., Ruzmaikin, A.A.: 1990, JETP 70, 878
- Kleeorin, N., Mond, M., Rogachevskii, I.: 1996, A&A 307, 293
- Roberts, P.H., Soward, A.M.: 1975, AN 296, 49
- Rüdiger, G., Kitchatinov, L.L.: 1990, A&A 236, 503
- Rüdiger, G., Kitchatinov, L.L.: 2000, AN 321, 75
- Rüdiger, G., Tuominen, I., Krause, F., Virtanen, H.: 1986, A&A 166, 306

## A SOCA expressions of the $\kappa$ 's

The expressions for the mean-field Lorentz force parameters  $\kappa$  and  $\kappa_p$  of Eq. (7) provided by the quasilinear theory for arbitrary mag-

netic amplitudes can be written as

$$\begin{aligned}\kappa &= \int_0^\infty \int_0^\infty \frac{E(k, \omega) k^2}{\omega^2 + \eta^2 k^4} K(B, k, \omega) dk d\omega, \\ \kappa_p &= \int_0^\infty \int_0^\infty \frac{E(k, \omega) k^2}{\omega^2 + \eta^2 k^4} K_p(B, k, \omega) dk d\omega.\end{aligned}\quad (\text{A1})$$

The kernel functions  $K$  and  $K_p$  depend on the magnetic field and the variables  $k$  and  $\omega$  via

$$\begin{aligned}\beta &= \frac{kV}{(\omega^2 + \eta^2 k^4)^{1/4} (\omega^2 + \nu^2 k^4)^{1/4}}, \\ LN &= \log \left( \frac{\beta^2 - 2\beta \sin \frac{\phi}{2} + 1}{\beta^2 + 2\beta \sin \frac{\phi}{2} + 1} \right), \\ AR &= \arctan \left( \frac{\beta - \sin \frac{\phi}{2}}{\cos \frac{\phi}{2}} \right) + \arctan \left( \frac{\beta + \sin \frac{\phi}{2}}{\cos \frac{\phi}{2}} \right).\end{aligned}\quad (\text{A2})$$

Here,  $\cos \phi = (\eta \nu k^4 - \omega^2) / \sqrt{(\omega^2 + \eta^2 k^4)(\nu^2 k^4 + \omega^2)}$ . The kernels read

$$\begin{aligned}K &= \left( \frac{\omega^2 + \eta^2 k^4}{\omega^2 + \nu^2 k^4} \right)^{1/2} \frac{1}{8\beta^4} \left( -(\beta^2 + 3) \frac{LN}{4\beta \sin \frac{\phi}{2}} + \right. \\ &\quad \left. (\beta^2 - 3) \frac{AR}{2\beta \cos \frac{\phi}{2}} \right) + \frac{1}{8\beta^4} \left( 6 - (\beta^2 - 3 + 6 \cos \phi) \frac{LN}{4\beta \sin \frac{\phi}{2}} \right. \\ &\quad \left. - (\beta^2 + 3 + 6 \cos \phi) \frac{AR}{2\beta \cos \frac{\phi}{2}} \right)\end{aligned}\quad (\text{A3})$$

and

$$\begin{aligned}K_p &= \left( \frac{\omega^2 + \eta^2 k^4}{\omega^2 + \nu^2 k^4} \right)^{1/2} \frac{1}{4\beta^4} \left( \frac{8}{3} \beta^2 + (\beta^2 - 1) \frac{LN}{4\beta \sin \frac{\phi}{2}} - \right. \\ &\quad \left. (\beta^2 + 1) \frac{AR}{2\beta \cos \frac{\phi}{2}} \right) + \frac{1}{4\beta^4} \left( 2 - (\beta^2 - 1 + 2 \cos \phi) \frac{LN}{4\beta \sin \frac{\phi}{2}} \right. \\ &\quad \left. - (\beta^2 + 1 + 2 \cos \phi) \frac{AR}{2\beta \cos \frac{\phi}{2}} \right).\end{aligned}\quad (\text{A4})$$

The first parts in these expressions represent the contribution of the Reynolds stress while the following lines represent the small-scale Maxwell stress.