

Predictions for Neutrino Masses, $\beta\beta_{0\nu}$ -Decay and Lepton Flavor Violation in a SUSY $SU(5) \times T'$ Model of Flavour

Mu-Chun Chen,^{1,*} Kalyana T. Mahanthappa,^{2,†} Aurora Meroni,^{3,‡} and S. T. Petcov^{§3,4}

¹*Department of Physics & Astronomy,*

University of California, Irvine, CA 92697-4575, U.S.A.

²*Department of Physics, University of Colorado, Boulder, CO 80309-0390, U.S.A.*

³*SISSA and INFN-sezione di Trieste,*

Via Bonomea 265, 34136 Trieste, Italy

⁴*IPMU, University of Tokyo, Tokyo, Japan*

Abstract

We obtain predictions for the neutrino masses, the effective Majorana mass in neutrinoless double beta decay and for the rates of the lepton flavor violating processes $\mu \rightarrow e + \gamma$, $\tau \rightarrow e + \gamma$ and $\tau \rightarrow \mu + \gamma$ in a SUSY $SU(5) \times T'$ Model of flavour, which gives rise to realistic masses and mixing patterns for quarks and leptons.

[§] Also at: Institute of Nuclear Research and Nuclear Energy, Bulgarian Academy of Sciences, 1784 Sofia, Bulgaria

*muchunc@uci.edu

†ktm@colorado.edu

‡ameroni@sissa.it

I. INTRODUCTION

Understanding the origin of the patterns of neutrino masses and mixing, emerging from the neutrino oscillation, ${}^3\text{H}$ β -decay, etc. data is one of the most challenging problems in neutrino physics. It is part of the more general fundamental problem in particle physics of understanding the origins of flavour, i.e., of the patterns of the quark, charged lepton and neutrino masses and of the quark and lepton mixing.

At present we have compelling evidence for existence of mixing of three light massive neutrinos ν_i , $i = 1, 2, 3$, in the weak charged lepton current (see, e.g., [1]). The masses m_i of the three light neutrinos ν_i do not exceed approximately 1 eV, $m_i \lesssim 1$ eV, i.e., they are much smaller than the masses of the charged leptons and quarks. The three light neutrino mixing is described (to a good approximation) by the Pontecorvo, Maki, Nakagawa, Sakata (PMNS) 3×3 unitary mixing matrix, U_{PMNS} . In the widely used standard parametrisation [1], U_{PMNS} is expressed in terms of the solar, atmospheric and reactor neutrino mixing angles θ_{12} , θ_{23} and θ_{13} , respectively, and one Dirac - δ , and two Majorana [2] - α_{21} and α_{31} , CP violating phases:

$$U_{\text{PMNS}} \equiv U = V(\theta_{12}, \theta_{23}, \theta_{13}, \delta) Q(\alpha_{21}, \alpha_{31}), \quad (1)$$

where

$$V = \begin{pmatrix} 1 & 0 & 0 \\ 0 & c_{23} & s_{23} \\ 0 & -s_{23} & c_{23} \end{pmatrix} \begin{pmatrix} c_{13} & 0 & s_{13}e^{-i\delta} \\ 0 & 1 & 0 \\ -s_{13}e^{i\delta} & 0 & c_{13} \end{pmatrix} \begin{pmatrix} c_{12} & s_{12} & 0 \\ -s_{12} & c_{12} & 0 \\ 0 & 0 & 1 \end{pmatrix}, \quad (2)$$

and we have used the standard notation $c_{ij} \equiv \cos \theta_{ij}$, $s_{ij} \equiv \sin \theta_{ij}$, and

$$Q = \text{diag}(1, e^{i\alpha_{21}/2}, e^{i\alpha_{31}/2}). \quad (3)$$

It is known since rather long time from the analysis of the neutrino oscillation data that θ_{23} and θ_{12} are ‘‘large’’ while θ_{13} is ‘‘small’’ (see, e.g., [1]): $\theta_{23} \cong \pi/4$, $\theta_{12} \cong \sin^{-1}(\sqrt{0.3})$ and $\sin^2 \theta_{13} \lesssim 0.05$ (at 3σ). Recently the T2K collaboration reported [3] evidence at 2.5σ for a non-zero value of the ‘‘reactor’’ angle θ_{13} . Subsequently the MINOS collaboration also reported evidence for a nonzero value of θ_{13} , although with a smaller statistical significance [4]. A global analysis of the neutrino oscillation data, including the data from the T2K and MINOS experiments, performed in [5] showed that actually $\sin \theta_{13} \neq 0$ at $\geq 3\sigma$. The results of this analysis, in which the neutrino mass squared differences $\Delta m_{21}^2 \equiv \Delta m_{\odot}^2$

and $\Delta m_{31}^2 \equiv \Delta m_A^2$, responsible for the solar, and the dominant atmospheric, neutrino oscillations, were determined as well, are shown in Table I. The authors of [5] find, in particular, the following best fit value and 3σ allowed range of $\sin^2 \theta_{13}$:

$$\sin^2 \theta_{13} = 0.021, \quad 0.001 \leq \sin^2 \theta_{13} \leq 0.044, \quad (4)$$

using the “old” fluxes of reactor $\bar{\nu}_e$ in the analysis (see [5] for further details). Moreover, it was found in the same global analysis that $\cos \delta = -1$ (and $\sin \theta_{13} \cos \delta = -0.14$) is clearly favored by the data over $\cos \delta = +1$ (and $\sin \theta_{13} \cos \delta = +0.14$) [6]. It is interesting to note that the best fit value of the Dirac CP violating phase δ , obtained in the analysis of the atmospheric neutrino data by the Super Kamiokande (SuperK) Collaboration reported in [8], reads $\delta = 220^\circ \cong 1.22\pi$. A not very different best fit value of δ was found in the very recent global neutrino oscillation data analysis performed in [9]: $\delta = -0.61\pi$ (-0.41π), or equivalently $\delta = 1.39\pi$ (1.59π), the value quoted corresponding to neutrino mass spectrum with normal (inverted) ordering. It should be added, however, that, except possibly for the negative sign of $\cos \delta$, the preference of the data for the indicated specific values of the phase δ are at present statistically insignificant.

The T2K and MINOS results will be tested in the upcoming reactor neutrino experiments Double Chooz [10], Daya Bay [11] and RENO [12]. If confirmed, they will have far reaching implications for the program of future research in neutrino physics (see, e.g., [13]).

The experimentally determined values of the solar and atmospheric neutrino mixing angles θ_{12} and θ_{23} coincide, or are close, to those predicted in the case of tri-bimaximal mixing

Table I: The best-fit values and 3σ allowed ranges of the 3-neutrino oscillation parameters, obtained from a global fit of the current neutrino oscillation data, including the recent T2K and MINOS results (from [5]).

Parameter	best-fit ($\pm 1\sigma$)	3σ
Δm_\odot^2 [$10^{-5} eV^2$]	$7.58_{-0.26}^{+0.22}$	6.99 - 8.18
$ \Delta m_A^2 $ [$10^{-3} eV^2$]	$2.35_{-0.09}^{+0.12}$	2.06 - 2.67
$\sin^2 \theta_{12}$	$0.306_{-0.015}^{+0.018}$	0.259 - 0.359
$\sin^2 \theta_{23}$	$0.42_{-0.03}^{+0.08}$	0.34 - 0.64
$\sin^2 \theta_{13}$	$0.021_{-0.08}^{+0.07}$	0.001-0.044

(TBM) [14]:

$$\sin^2 \theta_{23}^{\text{TBM}} = 1/2, \quad \sin^2 \theta_{12}^{\text{TBM}} = 1/3, \quad \sin \theta_{13}^{\text{TBM}} = 0, \quad (5)$$

with the TBM mixing matrix given by:

$$U_{\text{TBM}} = \begin{pmatrix} \sqrt{2/3} & \sqrt{1/3} & 0 \\ -\sqrt{1/6} & \sqrt{1/3} & -\sqrt{1/2} \\ -\sqrt{1/6} & \sqrt{1/3} & \sqrt{1/2} \end{pmatrix}. \quad (6)$$

It is appealing to assume, following [14], that in leading approximation we have (up to diagonal phase matrices) $U_{\text{PMNS}} \cong U_{\text{TBM}}$, the reason being that the specific form of U_{TBM} can be understood on the basis of symmetry considerations. However, in order to account for the current neutrino mixing data, and more specifically, for the fact that $\theta_{13} \neq 0$, U_{TBM} has to be “corrected”. Such a correction can naturally arise given the fact that, as is well known, the PMNS matrix receives, in general, contributions from the diagonalisation of the neutrino and charged lepton mass matrices, U_ν and U_ℓ^\dagger , respectively:

$$U = U_\ell^\dagger U_\nu = \tilde{U}_\ell^\dagger \tilde{\Phi} \tilde{U}_\nu Q, \quad (7)$$

where [15] \tilde{U}_ℓ^\dagger and \tilde{U}_ν are V -like 3×3 unitary matrices (see eq. (2)) each containing, in general, one Dirac-like CP violation phase, $\tilde{\Phi}$ is a diagonal phase matrix containing, in general, two CP violation phases, and Q is define in eq. (3). In the SUSY $SU(5) \times T'$ model of flavour we are going to consider in what follows [16, 17], \tilde{U}_ν coincides with U_{TBM} , $\tilde{U}_\ell = U_{\text{TBM}}$, and the requisite “correction” leading to $\theta_{13} \neq 0$ is provided by \tilde{U}_ℓ^\dagger . This possibility was investigated phenomenologically by many authors, see, e.g., [18–20] as well as [15, 21].

It has been realized a rather long time ago that the TBM matrix can arise from an underlying A_4 flavour symmetry [22]. Nevertheless, generating the quark mixing utilizing the A_4 symmetry encounters a number of difficulties [23]. As a consequence, the incorporation of the A_4 symmetry in GUTs is not straightforward, being plagued with complications. On the other hand, the group T' [16, 24], which is the double covering of A_4 , can successfully account for the quark masses and mixing. In [16, 17] a viable SUSY model of flavour, including the CP violation in the quark sector, based on the $SU(5) \times T'$ symmetry was constructed. The model includes three right-handed neutrino fields which possess a Majorana mass term. The light neutrino masses are generated by the type I see-saw mechanism and are naturally

small. The light and heavy neutrinos are Majorana particles. The model is free of discrete gauge anomalies [25, 26]. In addition to giving rise to realistic masses and mixing patterns for the leptons and quarks, the $SU(5) \times T'$ model under discussion exhibits a number of unique features. In particular, the CP violation, predicted by the model, can entirely be geometrical in origin [17]. This interesting aspect of the $SU(5) \times T'$ model we will consider is a consequence of one of the special properties of the group T' , namely, that its group theoretical Clebsch-Gordon (CG) coefficients are intrinsically complex [27]. More specifically, the only source of CP violation, e.g., in the lepton sector of the model is the Dirac phase δ . The Majorana phases α_{21} and α_{31} are predicted (to leading order) to have CP conserving values. The Dirac phase is induced effectively by the complex CG coefficients of the group T' . The model allows for a successful leptogenesis, the Dirac phase δ providing the requisite CP violation for the generation of the observed baryon asymmetry of the Universe [28]. As a consequence, there is a strong connection between the CP violation in neutrino oscillations and the matter-antimatter asymmetry of the Universe.

In the present article we investigate some aspects of the low energy phenomenology of the $SU(5) \times T'$ model of flavour [16, 17], which allows to describe in a unified way the masses and the mixing of both the quarks and the leptons, neutrinos included. We concentrate first on the predictions of the model for the absolute scale of neutrino masses, the neutrino mass spectrum and the effective Majorana mass in neutrinoless double beta $((\beta\beta)_{0\nu-})$ decay. We derive next detailed predictions for the rates of the lepton flavour violating (LFV) charged lepton radiative decays $\mu \rightarrow e + \gamma$, $\tau \rightarrow e + \gamma$ and $\tau \rightarrow \mu + \gamma$.

The paper is organized as follows. Section 2 is devoted to a rather detailed description of the $SU(5) \times T'$ model of interest. In Section 3 the predictions of the Model for the neutrino masses, the type of neutrino mass spectrum and the $(\beta\beta)_{0\nu-}$ -decay effective Majorana mass are obtained. In Section 4 we present results on the rates of the LFV charged lepton radiative decays $\mu \rightarrow e + \gamma$, $\tau \rightarrow e + \gamma$ and $\tau \rightarrow \mu + \gamma$, calculated assuming the mSUGRA scenario of soft SUSY breaking. Section 5 contains a Summary of the results obtained in the present work.

	T_3	T_a	\bar{F}	N_{lR}	H_5	H'_5	Δ_{45}	ϕ	ϕ'	ψ	ψ'	ζ	ζ'	ξ	η	S
SU(5)	10	10	$\bar{5}$	1	5	$\bar{5}$	45	1	1	1	1	1	1	1	1	1
T'	1	2	3	3	1	1	1'	3	3	2'	2	1''	1'	3	1	1
Z_{12}	ω^5	ω^2	ω^5	ω^7	ω^2	ω^2	ω^5	ω^3	ω^2	ω^6	ω^9	ω^9	ω^3	ω^{10}	ω^{10}	ω^{10}
Z'_{12}	ω	ω^4	ω^8	ω^5	ω^{10}	ω^{10}	ω^3	ω^3	ω^6	ω^7	ω^8	ω^2	ω^{11}	1	1	ω^2

Table II: Field content of the $SU(5) \times T'$ model. The three generations of matter fields in 10 and $\bar{5}$ of $SU(5)$ are in the T_3 , T_a ($a = 1, 2$) and \bar{F} multiplets. The Higgses that are needed to generate $SU(5)$ invariant Yukawa interactions are H_5 , H'_5 and Δ_{45} . The flavon fields ϕ through ζ' are those that give rise to the charged fermion mass matrices, while ξ , η , and S are the ones that generate neutrino masses. The Z_{12} and Z'_{12} charges are given in terms of the parameter $\omega = e^{i\pi/6}$.

II. THE $SU(5) \times T'$ MODEL

The content of the chiral superfields of the model considered (including the three generations of matter fields, the $SU(5)$ Higgses in the Yukawa sector, and flavon fields) as well as their quantum numbers with respect to $SU(5)$, T' , and $Z_{12} \times Z'_{12}$ symmetry groups are given in Table II. The model includes three right-handed (RH) neutrino fields N_{lR} , $l = e, \mu, \tau$, which are $SU(5)$ singlets, but are assumed to form a triplet of T' . This particle content leads to the following Yukawa superpotential up to mass dimension seven:

$$\mathcal{W}_{\text{Yuk}} = \mathcal{W}_{TT} + \mathcal{W}_{TF} + \mathcal{W}_\nu, \quad (8)$$

where

$$\mathcal{W}_{TT} = y_t H_5 T_3 T_3 + \frac{1}{\Lambda^2} H_5 \left[y_{ts} T_3 T_a \psi \zeta + y_c T_a T_b \phi^2 \right] + \frac{1}{\Lambda^3} y_u H_5 T_a T_b \phi'^3, \quad (9)$$

$$\mathcal{W}_{TF} = \frac{1}{\Lambda^2} y_b H'_5 \bar{F} T_3 \phi \zeta + \frac{1}{\Lambda^3} \left[y_s \Delta_{45} \bar{F} T_a \phi \psi \zeta' + y_d H'_5 \bar{F} T_a \phi^2 \psi' \right], \quad (10)$$

$$\mathcal{W}_\nu = \lambda_1 N N S + \frac{1}{\Lambda^3} \left[H_5 \bar{F} N \zeta \zeta' \left(\lambda_2 \xi + \lambda_3 \eta \right) \right]. \quad (11)$$

The UV completion of these operators is discussed in Ref. [29]. Here the parameter Λ is the scale above which the T' symmetry is exact. The vacuum expectation values of the flavon

fields are given by:

$$\langle \xi \rangle = \begin{pmatrix} 1 \\ 1 \\ 1 \end{pmatrix} \xi_0 \Lambda, \quad \langle \phi' \rangle = \begin{pmatrix} 1 \\ 1 \\ 1 \end{pmatrix} \phi'_0 \Lambda, \quad \langle \phi \rangle = \begin{pmatrix} 0 \\ 0 \\ 1 \end{pmatrix} \phi_0 \Lambda, \quad (12)$$

$$\langle \psi \rangle = \begin{pmatrix} 1 \\ 0 \end{pmatrix} \psi_0 \Lambda, \quad \langle \psi' \rangle = \begin{pmatrix} 1 \\ 1 \end{pmatrix} \psi'_0 \Lambda, \quad (13)$$

$$\langle \zeta \rangle = \zeta_0 \Lambda, \quad \langle \zeta' \rangle = \zeta'_0 \Lambda, \quad \langle \eta \rangle = \eta_0 \Lambda, \quad \langle S \rangle = s_0 \Lambda. \quad (14)$$

Note that all vacuum expectation values are assumed to be real and they don't contribute to CP violation. The Yukawa couplings are also real. The reality of the Yukawa coupling constants is ensured by the presence of sufficient number of the complex flavon fields which allows to absorb the complex phases in the Yukawa coupling constants by phase redefinitions of the fields.

The superpotential gives rise to the following mass matrix for the up-type quarks,

$$M_u = \begin{pmatrix} i\phi_0^3 & (\frac{1-i}{2})\phi_0^3 & 0 \\ (\frac{1-i}{2})\phi_0^3 & \phi_0^3 + (1 - \frac{i}{2})\phi_0^2 & y'\psi_0\zeta_0 \\ 0 & y'\psi_0\zeta_0 & 1 \end{pmatrix} y_i v_u, \quad (15)$$

and the following down-type quark and charged lepton mass matrices,

$$M_d = \begin{pmatrix} 0 & (1+i)\phi_0\psi'_0 & 0 \\ -(1-i)\phi_0\psi'_0 & \psi_0\zeta'_0 & 0 \\ \phi_0\psi'_0 & \phi_0\psi'_0 & \zeta_0 \end{pmatrix} y_d v_d \phi_0, \quad (16)$$

$$M_e = \begin{pmatrix} 0 & -(1-i)\phi_0\psi'_0 & \phi_0\psi'_0 \\ (1+i)\phi_0\psi'_0 & -3\psi_0\zeta'_0 & \phi_0\psi'_0 \\ 0 & 0 & \zeta_0 \end{pmatrix} y_d v_d \phi_0. \quad (17)$$

The model describes successfully the quark masses and mixing, as discussed in detail in [16]. The presence of the complex elements in M_u and M_d allows to account for the observed CP violation in the quark sector as well [30]. We concentrate in what follows on the lepton sector.

In the lepton sector, the superpotential leads to the following Dirac neutrino mass matrix,

$$M_D = \begin{pmatrix} 2\xi_0 + \eta_0 & -\xi_0 & -\xi_0 \\ -\xi_0 & 2\xi_0 & -\xi_0 + \eta_0 \\ -\xi_0 & -\xi_0 + \eta_0 & 2\xi_0 \end{pmatrix} \zeta_0 \zeta'_0 v_u \equiv \tilde{Y}_\nu v_u, \quad (18)$$

and to the following RH neutrino Majorana mass matrix,

$$M_{RR} = \begin{pmatrix} 1 & 0 & 0 \\ 0 & 0 & 1 \\ 0 & 1 & 0 \end{pmatrix} s_0 \Lambda. \quad (19)$$

We note that the complex CG coefficients appear in the product rules involving the spinorial representations $\mathbf{2}$, $\mathbf{2}'$, $\mathbf{2}''$ of T' . Because (T_1, T_2) transform as the spinorial representation $\mathbf{2}$, the charged fermion mass matrices, M_u , M_d , M_e , are complex. On the other hand, the neutrinos involve only the vectorial-like representations $\mathbf{1}$, $\mathbf{1}'$, $\mathbf{1}''$, $\mathbf{3}$ of T' . Therefore the neutrino Dirac and Majorana mass matrices are real and thus CP conserving.

Note also that the Dirac neutrino mass matrix, M_D , is real and symmetric. As can be easily shown, it is diagonalized by the TBM matrix,

$$U_{\text{TBM}}^T M_D U_{\text{TBM}} = M_D^{\text{diag}} = \text{diag}(3\xi_0 + \eta_0, \eta_0, 3\xi_0 - \eta_0) \quad (20)$$

where all elements in the diagonal matrix M_D^{diag} are real.

The RH neutrino Majorana mass matrix M_{RR} is diagonalised by the unitary matrix S :

$$S^T M_{RR} S = D_N = \text{diag}(M_1, M_2, M_3) = s_0 \Lambda \text{diag}(1, 1, 1), \quad M_j > 0, \quad j = 1, 2, 3, \quad (21)$$

where

$$S = \begin{pmatrix} 1 & 0 & 0 \\ 0 & 1/\sqrt{2} & -i/\sqrt{2} \\ 0 & 1/\sqrt{2} & i/\sqrt{2} \end{pmatrix}. \quad (22)$$

and M_j are the masses of the heavy Majorana neutrinos N_j (possessing definite masses),

$$N_j = S_{jl}^\dagger N_{lR} + S_{jl}^T C(\bar{N}_{jR})^T = C(\bar{N}_j)^T, \quad j = 1, 2, 3, \quad (23)$$

C being the charge conjugation matrix. Thus, to leading order, the masses of the three heavy Majorana neutrinos N_j coincide, $M_j = s_0 \Lambda \equiv M$, $j = 1, 2, 3$. It follows from eq. (21) that $S^* S^\dagger$ is a real matrix, so $S^* S^\dagger = S S^T$.

The effective Majorana mass matrix of the left-handed (LH) flavour neutrinos, M_ν , which is generated by the see-saw mechanism,

$$M_\nu = -M_D M_{RR}^{-1} M_D^T, \quad (24)$$

is also diagonalized by the TBM matrix,

$$U_{TBM}^T M_\nu U_{TBM} = \text{diag}((3\xi_0 + \eta_0)^2, \eta_0^2, -(-3\xi_0 + \eta_0)^2) \frac{(\zeta_0 \zeta'_0 v_u)^2}{s_0 \Lambda} = \tilde{Q} \text{diag}(m_1, m_2, m_3) \tilde{Q}^T. \quad (25)$$

Here \tilde{Q} is a diagonal phase matrix, $\tilde{Q} = \text{diag}(1, 1, \pm i)$, and $m_k > 0$, $k = 1, 2, 3$, are the masses of the three light Majorana neutrinos:

$$m_1 \equiv \frac{(X + 3Z)^2}{M}, \quad m_2 \equiv \frac{X^2}{M}, \quad m_3 \equiv \frac{(X - 3Z)^2}{M}, \quad (26)$$

where $X \equiv \eta_0(\zeta_0 \zeta'_0 v_u)$ and $Z \equiv \xi_0(\zeta_0 \zeta'_0 v_u)$. It follows from eqs. (7) and (25) that $\tilde{U}_\nu Q = U_{TBM} \tilde{Q}$. Thus, we have $Q = \tilde{Q}$ and the Majorana phases α_{21} and α_{31} are predicted (to leading order) to have CP conserving values: $\alpha_{21} = 0$ and $\alpha_{31} = \pm\pi$.

One special property of M_ν is that it is form diagonalizable [30]. In other words, regardless of the values of ξ_0 and η_0 , M_ν is always diagonalized by the TBM matrix, U_{TBM} .

The charged lepton mass matrix M_e , eq. (17), is diagonalised, in general, by the bi-unitary transformation: $M_e = U_e M_e^d V_{eR}^\dagger$, where V_{eR} and U_e are unitary matrices and $M_e^d = \text{diag}(m_e, m_\mu, m_\tau)$, m_l being the mass of the charged lepton l , $l = e, \mu, \tau$. Thus, the matrix U_e , which enters into the expression for the PMNS matrix, $U = U_e^\dagger U_\nu$, diagonalises the matrix $M_e M_e^\dagger$: $U_e^\dagger (M_e M_e^\dagger) U_e = (M_e^d)^2$. The 3×3 unitary matrix U_e of interest can be parametrised, in general, as $U_e = \Phi V_e(\theta_{12}^e, \theta_{13}^e, \theta_{23}^e, \delta^e) P$, where $V_e(\theta_{12}^e, \theta_{13}^e, \theta_{23}^e, \delta^e)$ has the same form as the matrix V in eq. (2) (with θ_{ij} and δ replaced by θ_{ij}^e and δ^e) and Φ and P are diagonal phase matrices containing two and three phases, respectively. The phases in P are unphysical and we are not going to consider them further.

Due to the $SU(5)$ symmetry, the matrices M_d and M_e depend on the same three real parameters and two phases, the latter having the values $\pm\pi/4$. The three real parameters can be fixed by requiring that M_d and M_e reproduce correctly the down-quark and charged lepton mass ratios m_d/m_s , m_e/m_μ , etc., the Cabibbo angle θ_c and other quark mixing observables. The model accounts successfully for the quark masses and mixing and for the charged lepton masses [16, 17]. In particular, the well-known relations $\sin \theta_c \cong \sqrt{m_d/m_s}$, $m_e/m_\mu \cong m_d/(9m_s)$, etc. are fulfilled.

Fitting the indicated quark sector observables and charged lepton masses one finds that [17] two of the three angles in the matrix U_e are extremely small,

$$\sin \theta_{13}^e \cong 1.3 \times 10^{-5}, \quad \sin \theta_{23}^e \cong 1.5 \times 10^{-4}, \quad (27)$$

while the third satisfies:

$$\sin \theta_{12}^e = \frac{1}{3} \sin \theta_c. \quad (28)$$

It follows from the quoted results that, to a very good approximation, we can set $\theta_{13}^e = \theta_{23}^e = 0$ in the expression for U_e . In this approximation we have $U_e = \Phi R_{12}(\theta_{12}^e)$, where $\Phi = \text{diag}(1, e^{i\varphi}, 1)$ and

$$R_{12}(\theta_{12}^e) = \begin{pmatrix} \cos \theta_{12}^e & \sin \theta_{12}^e & 0 \\ -\sin \theta_{12}^e & \cos \theta_{12}^e & 0 \\ 0 & 0 & 1 \end{pmatrix}. \quad (29)$$

Comparing the expressions in the left-hand and right-hand sides of the equation $M_e M_e^\dagger = U_e (M_e^d)^2 U_e^\dagger$ and assuming, without loss of generality, that $\phi_0 \psi'_0 \psi_0 \zeta'_0 > 0$ and $\cos \theta_{12}^e \sin \theta_{12}^e > 0$, we find that

$$\varphi = \frac{\pi}{4}. \quad (30)$$

In the approximation we are using the PMNS matrix is given by:

$$U^{SU(5) \times T'} \equiv U' \cong R_{12}^T(\theta_{12}^e) \Phi^*(\varphi) U_{TBM} Q \quad (31)$$

$$= \begin{pmatrix} \sqrt{2/3}c_{12}^e + \sqrt{1/6}s_{12}^e e^{-i\varphi} & \sqrt{1/3}(c_{12}^e - s_{12}^e e^{-i\varphi}) & \sqrt{1/2}s_{12}^e e^{-i\varphi} \\ \sqrt{2/3}s_{12}^e - \sqrt{1/6}c_{12}^e e^{-i\varphi} & \sqrt{1/3}(s_{12}^e + c_{12}^e e^{-i\varphi}) & -\sqrt{1/2}c_{12}^e e^{-i\varphi} \\ -\sqrt{1/6} & \sqrt{1/3} & \sqrt{1/2} \end{pmatrix} Q, \quad (32)$$

where $c_{12}^e = \cos \theta_{12}^e$, $s_{12}^e = \sin \theta_{12}^e$. It follows from the above expression and eqs. (1) - (3) that [15, 19, 20] up to corrections of the order of $\sin^2 \theta_{12}^e$, θ_{23} takes its TBM value, $\theta_{23} = \pi/4$, and that to leading order in $\sin \theta_{12}^e$ we have

$$\sin \theta_{13} \cong \frac{1}{\sqrt{2}} \sin \theta_{12}^e, \quad (33)$$

and

$$\sin^2 \theta_{12} \cong \frac{1}{3} - \frac{2}{3} \sin \theta_{12}^e \cos \varphi = \frac{1}{3} - \frac{2\sqrt{2}}{3} \sin \theta_{13} \cos \varphi. \quad (34)$$

Using eqs. (28) and (30) we get [17]:

$$\sin \theta_{13} \cong \frac{1}{3\sqrt{2}} \sin \theta_c, \quad (35)$$

and

$$\sin^2 \theta_{12} \cong \frac{1}{3} - \frac{\sqrt{2}}{9} \sin \theta_c. \quad (36)$$

Thus, in the model considered the CHOOZ angle θ_{13} is predicted to be rather small: using $\sin \theta_c = 0.22$ we get from eq. (35), $\sin \theta_{13} = 0.052$. From a numerical analysis in which the higher order corrections were also included one finds [17] $\sin \theta_{13} \cong 0.058$. This value lies in the 3σ interval of allowed values of $\sin \theta_{13}$, determined in the global analysis [5] of the neutrino oscillation data. The correction to the TBM value of $\sin^2 \theta_{12}$ given in eq. (36), is negative. The value of $\sin^2 \theta_{12} \cong 0.299$ predicted by the model, lies within the 1σ allowed range, found in the global data analysis [5].

It is possible to relate also the Dirac CP violating phase δ , present in U , eqs. (1) - (3), with the phase φ in U' . It proves convenient first to multiply the elements of the first row and of the first and of the second columns of the PMNS matrix in eq. (32) by (-1), and the elements of the second row by $(-e^{i\varphi})$. Multiplying by (-1) ($-e^{i\varphi}$) the first (second) row is equivalent of redefining the phase of the electron (muon) field in the weak charged current. Changing the signs of the elements of the first and of the second columns of the PMNS matrix in eq. (32) can be compensated by multiplying the matrix Q containing the two Majorana phases by $diag(-1, -1, 1)$: $diag(-1, -1, 1)Q = diag(-1, -1, \pm i) = (-1)diag(1, 1, \mp i) = (-1)Q^*$, where the overall factor (-1) in the matrix Q^* has no physical significance and will be dropped in our further discussions. After this simple manipulations the matrix in eq. (32) takes a form which is similar to that of the standard parametrisation of the PMNS matrix, eqs. (1) - (3):

$$U' \cong \begin{pmatrix} \sqrt{2/3}c_{12}^e - \sqrt{1/6}s_{12}^e e^{-i\varphi'} & \sqrt{1/3}(c_{12}^e + s_{12}^e e^{-i\varphi'}) & \sqrt{1/2}s_{12}^e e^{-i\varphi'} \\ -\sqrt{1/6}c_{12}^e - \sqrt{2/3}s_{12}^e e^{i\varphi'} & \sqrt{1/3}(c_{12}^e - s_{12}^e e^{i\varphi'}) & \sqrt{1/2}c_{12}^e \\ \sqrt{1/6} & -\sqrt{1/3} & \sqrt{1/2} \end{pmatrix} Q^*, \quad (37)$$

where

$$\varphi' = \frac{\pi}{4} \pm \pi. \quad (38)$$

We note that the phases of the U'_{e1} and U'_{e2} elements of U' , κ_{e1} and κ_{e2} , are exceedingly small: $\kappa_{e1} \cong s_{12}^e \sin \varphi'/2 \cong (-0.0259) \cong (-1.5^\circ)$, $\kappa_{e2} \cong -s_{12}^e \sin \varphi' \cong 0.0519 \cong (3.0^\circ)$. Thus, the imaginary parts of U'_{e1} and U'_{e2} are much smaller than their real parts and we have $U'_{ek} \cong |U'_{ek}|$, $k = 1, 2$.

Comparing the real and imaginary parts of the quantity $U_{e1}^* U_{\mu 1} U_{e3} U_{\mu 3}^*$, calculated using eqs. (1) - (3), with those obtained utilizing eq. (37) (see, e.g., [20]) and assuming that the Dirac phase δ lies in the “standard” interval $[0, 2\pi]$ we find

$$\delta = \varphi' = \varphi + \pi \cong \frac{5}{4} \pi. \quad (39)$$

Note that the sign of $\cos \delta$ and the value of δ are compatible with those suggested by the current neutrino oscillation data. Substituting φ with $(\delta - \pi)$ in eq. (36) and using the results obtained in [20] on the values of $\cos \delta$, allowed by the existing data on $\sin^2 \theta_{12}$ and $\sin \theta_{13}$, we get for $\sin \theta_{13} = 0.058$, predicted by the model, and the 3σ (2σ) interval of experimentally allowed values of $\sin^2 \theta_{12}$:

$$-1 \leq \cos \delta \lesssim 0.4 \text{ (0.1)}. \quad (40)$$

Thus, in the model considered, $\delta = 0$ and, more generally, the values of $\cos \delta$ from the interval $0.4 < \cos \delta \leq 1$, are excluded at 3σ .

As is well known, the quantity $J_{CP} = \text{Im}(U_{e1}^* U_{\mu 1} U_{e3} U_{\mu 3}^*)$ is the rephasing invariant associated with the Dirac CP violating phase δ in the PMNS matrix. It determines the magnitude of CP violation effects in neutrino oscillations [32] and is analogous to the rephasing invariant associated with the Dirac phase in the Cabibbo-Kobayashi-Maskawa quark mixing matrix, introduced in [33]. In the model considered the rephasing invariant J_{CP} is given to leading order in $\sin \theta_{12}^e$ by

$$J_{CP} \cong \frac{1}{6} \sin \theta_{12}^e \sin \delta \cong \frac{1}{18} \sin \theta_c \sin \delta = -\frac{1}{18\sqrt{2}} \sin \theta_c. \quad (41)$$

Finally, we give the expression for the PMNS matrix U' obtained numerically in [17], in which the higher order correction in $\sin \theta_{12}^e$, as well as the corrections due to the nonzero values of $\sin \theta_{13}^e \sim 10^{-5}$ and $\sin \theta_{23}^e \sim 10^{-4}$, are all taken into account:

$$U^{SU(5) \times T'} \equiv U' \simeq \begin{pmatrix} 0.838e^{i1.4^\circ} & 0.543e^{i6.5^\circ} & 0.058e^{-i221.8^\circ} \\ -0.363e^{-i3.53^\circ} & 0.610e^{i7.2^\circ} & 0.705e^{i4^\circ} \\ 0.408 & -0.577 & 0.707 \end{pmatrix} Q. \quad (42)$$

It follows from this expression of U' that the precise values of $\sin \theta_{13}$, δ and J_{CP} , predicted by the model, read: $\sin \theta_{13} = 0.058$, $\delta = 221.8^\circ$ and $J_{CP} = -9.66 \times 10^{-3}$. The predictions of the $SU(5) \times T'$ model of interest for $\sin \theta_{13}$, $\sin^2 \theta_{12}$, δ and J_{CP} can be tested directly in the upcoming neutrino oscillation experiments.

III. NEUTRINO MASSES, SPECTRUM AND THE $(\beta\beta)_{0\nu}$ -DECAY EFFECTIVE MAJORANA MASS

In the model considered we have $\cos 2\theta_{12} > 0$ and therefore Δm_{21}^2 should also be positive. It is easy to show then that we also have $\Delta m_A^2 \equiv \Delta m_{31}^2 > 0$, i.e., that in this model only light neutrino mass spectrum with *normal ordering* (or *normal hierarchy*) is possible. Indeed, using the expressions given in (26) one finds that there do not exist values of X and Z for which the condition which defines the spectrum with *inverted ordering*, namely, $\Delta m_A^2 \equiv \Delta m_{31}^2 < 0$, or $m_2 > m_1 > m_3$, is satisfied.

The neutrino masses in the model considered, as it follows from eq. (26), depend on two parameters: X/\sqrt{M} and Z/\sqrt{M} . The latter can be determined, e.g., using the data on Δm_{21}^2 and Δm_{31}^2 . Thus, the absolute values of the three light neutrino masses $m_{1,2,3}$ in the $SU(5) \times T'$ model under investigation are fixed by the values of Δm_{21}^2 and Δm_{31}^2 .

It proves convenient to use Δm_{21}^2 and the ratio $r \equiv \Delta m_{21}^2/\Delta m_{31}^2$, instead of Δm_{31}^2 , to determine the masses $m_{1,2,3}$. We have for the 3σ allowed range of the indicated ratio:

$$r \equiv \frac{\Delta m_{\odot}^2}{\Delta m_A^2} \equiv \frac{\Delta m_{21}^2}{\Delta m_{31}^2} = \frac{X^4 - (X + 3Z)^4}{(X - 3Z)^4 - (X + 3Z)^4} = 0.032 \pm 0.006, \quad (43)$$

Using the fact that, e.g., $m_2^2 = \Delta m_{21}^2 + m_1^2$ and eq. (26), we can express the heavy Majorana neutrino mass M in terms of Δm_{21}^2 , X and Z : $M^2 = (X^4 - (X + 3Z)^4)/(\Delta m_{21}^2)$. Substituting this expression for M in eq. (26), we get for m_i^2 :

$$m_1^2 = \frac{\Delta m_{21}^2}{\left(\frac{X}{X+3Z}\right)^4 - 1}, \quad m_2^2 = \frac{\Delta m_{21}^2}{1 - \left(\frac{X+3Z}{X}\right)^4}, \quad m_3^2 = \frac{\Delta m_{21}^2}{\left(\frac{X}{X-3Z}\right)^4 - \left(\frac{X+3Z}{X-3Z}\right)^4}. \quad (44)$$

Given r , eq. (43) implies a relation between the parameters X and Z . As can be shown, to first order in r , this relation reads: $3Z \simeq (20r - 2)X$. A numerical analysis performed by us showed that the values of the light neutrino masses, calculated using eqs. (26) and (43) and the values of Δm_{21}^2 and r as input, are reproduced with a remarkable precision when calculated employing the approximate relation between Z and X given above instead of the exact one implied by eq. (43). Utilizing the relation $3Z \simeq (20r - 2)X$ and eq. (44) allows to express $m_{1,2,3}^2$ as simple functions of Δm_{21}^2 and r :

$$m_1^2 \simeq \frac{\Delta m_{21}^2 (20r - 1)^4}{1 - (20r - 1)^4}, \quad m_2^2 \simeq \frac{\Delta m_{21}^2}{1 - (20r - 1)^4}, \quad m_3^2 \simeq \frac{\Delta m_{21}^2 (20r - 3)^4}{1 - (20r - 1)^4}. \quad (45)$$

We also have:

$$M \sqrt{\Delta m_{21}^2} \cong X^2 (1 - (20r - 1)^4)^{\frac{1}{2}} \cong X^2, \quad (46)$$

where we have neglected $(20r - 1)^4 \cong 0.017$. For, e.g., $M = 10^{12}$ GeV, using $X = \eta_0(\zeta_0\zeta'_0 v_u)$, $v_u = 174$ GeV and $\Delta m_{21}^2 = 7.59 \times 10^{-5}$ eV² we obtain: $(\eta_0\zeta_0\zeta'_0)^2 \cong 2.89 \times 10^{-4}$. Taking into account that $Z \equiv \xi_0(\zeta_0\zeta'_0 v_u)$, we find also $\xi_0 \cong (20r - 2)\eta_0/3 \cong -0.453\eta_0$. For $M = 10^{12}$ GeV we have: $\xi_0\zeta_0\zeta'_0 \cong -7.74 \times 10^{-3}$.

In Fig. 1 the light neutrino masses $m_{1,2,3} > 0$ are plotted as functions of the ratio r , with Δm_{21}^2 set to its best fit value. As Fig. 1 indicates, in the model with approximate $SU(5) \times T'$ symmetry under study, the light neutrino masses are allowed to vary (due to the uncertainties in the experimentally determined values of Δm_{21}^2 and r) in rather narrow intervals around the values $m_1 = 1.14 \times 10^{-3}$ eV, $m_2 = 8.78 \times 10^{-3}$ eV, $m_3 = 4.89 \times 10^{-2}$ eV. This, implies, in particular that the model provides specific predictions for the sum of the light neutrino masses as well as well for the effective Majorana mass in neutrinoless double beta $((\beta\beta)_{0\nu}$ -decay), $|\langle m \rangle|$.

For the sum of the three light neutrino masses we obtain:

$$m_1 + m_2 + m_3 \cong \left(\frac{\Delta m_{21}^2}{1 - (20r - 1)^4} \right)^{\frac{1}{2}} [1 + (20r - 1)^2 + (20r - 3)^2] \quad (47)$$

Numerically we get using the best fit values of Δm_{21}^2 and r :

$$m_1 + m_2 + m_3 \cong 5.9 \times 10^{-2} \text{ eV}, \quad (48)$$

To leading order in $\sin \theta_{12}^e$, the $(\beta\beta)_{0\nu}$ -decay effective Majorana mass (see, e.g., [34]), $|\langle m \rangle| \equiv |\sum_{k=1}^3 (U_{PMNS})_{ek}^2 m_k|$, is given by:

$$|\langle m \rangle| \cong \left| \frac{1}{3} (2m_1 + m_2) - \frac{2}{3} (m_2 - m_1) \sin \theta_{12}^e e^{-i\varphi} + \frac{1}{2} m_3 (\sin \theta_{12}^e)^2 e^{-i(2\varphi - \pi)} \right|, \quad (49)$$

where we have employed the expression for U_{PMNS} given in eq. (32). Using the numerical values of $m_{1,2,3}$ corresponding to $r = 0.032$ quoted above, eqs. (28) and (30) and the value of $\sin \theta_c = 0.22$, we find that the term $\propto i \sin \varphi$ and that $\propto m_3$ in $|\langle m \rangle|$ give negligible contributions and that

$$|\langle m \rangle| \cong 3.4 \times 10^{-3} \text{ eV}. \quad (50)$$

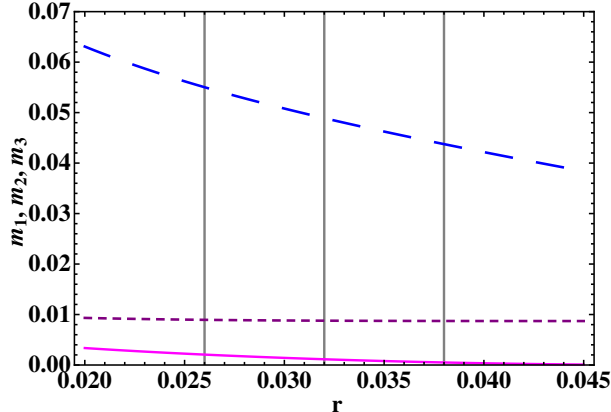


Figure 1: The light neutrino masses m_1 (solid line), m_2 (dashed line) and m_3 (long-dashed line) as functions of the parameter r for $\Delta m_{21}^2 = 7.58 \times 10^{-5} \text{ eV}^2$. The three vertical lines correspond, from left to right, to $r = 0.026, 0.032, 0.038$, i.e., to the 3σ minimal, best fit and 3σ maximal values of r . For $r = 0.032$ we have: $m_1 = 1.14 \times 10^{-3} \text{ eV}$, $m_2 = 8.788 \times 10^{-3} \text{ eV}$, $m_3 = 4.89 \times 10^{-2} \text{ eV}$.

IV. THE LFV DECAYS $\ell_i \rightarrow \ell_j + \gamma$

A. The Decays $\ell_i \rightarrow \ell_j + \gamma$ in SUSY theories

In the minimal extended Standard Theory with heavy Majorana right-handed neutrinos, the simultaneous presence of neutrino and lepton Yukawa couplings, Y_ν and Y_e , leads to lepton flavour violation. In this scenario, the LFV decay rates and cross sections are strongly suppressed by the ratio [35, 36] $|(\sum_{j=2,3} U_{\mu j}^* U_{ej} \Delta m_{j1}^2)/M_W^2|^2$, $M_W \cong 80 \text{ GeV}$ being the W^\pm -boson mass, leading to, e.g., $BR(\mu \rightarrow e\gamma) < 10^{-47}$. This renders the LFV decays and reactions unobservable in the ongoing and future planned experiments. The situation is the same in the non-SUSY type I see-saw models in which the heavy Majorana neutrino masses M_k are only by few to several orders of magnitude smaller than the GUT scale $M_X \approx 2 \times 10^{16} \text{ GeV}$ [37, 38].

The present experimental upper bounds on the rates of the LFV decays $\ell_i \rightarrow \ell_j + \gamma$, $m_{\ell_i} > m_{\ell_j}$, $\ell_1 \equiv e$, $\ell_2 \equiv \mu$, $\ell_3 \equiv \tau$, are given by [39, 40]

$$BR(\mu \rightarrow e\gamma) < 2.4 \times 10^{-12}, \quad BR(\mu \rightarrow 3e) < 1 \times 10^{-12}, \quad BR(\tau \rightarrow \mu\gamma) < 4.4 \times 10^{-8}. \quad (51)$$

The first was obtained recently in the MEG experiment at PSI and is an improvement by a factor of 5 of the previous best upper limit of the MEGA experiment, published in 1999

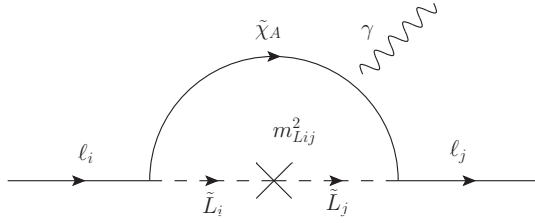


Figure 2: Feynman diagrams of the dominant contribution to the $l_i \rightarrow l_j + \gamma$ radiative decay amplitude in the mass insertion approximation. $\tilde{\chi}_A$ corresponds to charginos or neutralinos and \tilde{L}_i are the slepton doublets. The photon can be emitted from the chargino or the slepton lines.

[41]. The projected sensitivity of the MEG experiment is [39]:

$$BR(\mu \rightarrow e\gamma) \sim 10^{-13}. \quad (52)$$

In the supersymmetric (SUSY) theories these decay rates can be largely enhanced due to contributions from the slepton part of the soft SUSY breaking Lagrangian, \mathcal{L}_{soft} :

$$\begin{aligned}
-\mathcal{L}_{soft} = & (m_{\tilde{L}}^2)_{ij} \tilde{L}_i^\dagger \tilde{L}_j + (m_{\tilde{e}}^2)_{ij} \tilde{e}_{Ri}^* \tilde{e}_{Rj} + (m_{\tilde{\nu}}^2)_{ij} \tilde{\nu}_{Ri}^* \tilde{\nu}_{Rj} \\
& + \left((A_e)_{ij} H_d \tilde{e}_{Ri}^* \tilde{L}_j + (A_\nu)_{ij} H_u \tilde{\nu}_{Ri}^* \tilde{L}_j + h.c. \right), \quad (53)
\end{aligned}$$

where $m_{\tilde{L}}^2$ and $m_{\tilde{e}}^2$ are the left-handed (LH) and right-handed (RH) charged slepton mass matrices, respectively, $m_{\tilde{\nu}}^2$ is the right-handed sneutrino soft mass term, A_e and A_ν are trilinear couplings and H_d and H_u are the two Higgs doublet fields present in the SUSY theories. Non-zero off-diagonal elements in the slepton mass matrix could induce lepton flavour violation, but only relatively small values could satisfy the upper bounds quoted above. Soft-breaking terms are, however, subjected to renormalization through Yukawa and gauge interactions in such a way that LFV is induced in the slepton mass matrix at “low energies”. Indeed, in addition to a LF conserving part, the renormalisation group (RG) equation for the left handed slepton mass matrix present, in general, off-diagonal terms which are a source of LFV.

The indicated generic possibility is realized in the SUSY (GUT) theories with see-saw mechanism of neutrino mass generation [42]. If the SUSY breaking occurs via soft terms with universal boundary conditions at a scale M_X above the RH Majorana neutrino mass

scale M_R , $M_X > M_R$, as in the so-called *minimal supergravity* (mSUGRA) scenario [43], the renormalisation group effects transmit the LFV from the neutrino mixing at M_X to the effective mass terms of the scalar leptons at M_R , generating new LFV corrections to the flavour-diagonal mass terms. For slepton masses of a few hundred GeV, the LFV mass corrections at M_R are typically of the order of a few GeV and thus are much larger than the light neutrino masses m_j . As a consequence (and in contrast to the non-supersymmetric case), the LFV scalar lepton mixing at M_R generates additional contributions to the amplitudes of the LFV decays and reactions which are not suppressed by the small values of neutrino masses. As a result, the LFV processes can proceed with rates and cross sections which are within the sensitivity of presently operating and future planned experiments [42, 44] (see also, e.g., [45–49] and the references quoted therein).

In the following discussion we will assume the commonly employed mSUGRA SUSY breaking scenario [43]. In this scenario the flavour is assumed to be exactly conserved at the GUT scale, $M_X \approx 2 \times 10^{16}$ GeV, by the soft SUSY breaking terms. More specifically, it is assumed that at the scale M_X the slepton mass matrices are diagonal in flavour and universal, the trilinear couplings are proportional to the neutrino and charged lepton Yukawa couplings Y_ν and Y_e , respectively, and the gaugino masses have a common value:

$$\begin{aligned} (m_{\tilde{L}}^2)_{ij} &= (m_{\tilde{e}}^2)_{ij} = (m_{\tilde{\nu}}^2)_{ij} = \delta_{ij} m_0^2 \\ A_\nu &= Y_\nu a_0 m_0, \quad A_e = Y_e a_0 m_0 \\ M_{\tilde{B}} &= M_{\tilde{W}} = M_{\tilde{g}} = m_{1/2}. \end{aligned} \tag{54}$$

Hence the parameter space of interest of mSUGRA is determined by:

$$m_{1/2}, m_0, A_0, tg\beta, \tag{55}$$

$tg\beta$ being the ration of the vacuum expectation values of the Higgs fields H_u and H_d .

In the leading-log approximation, the branching ratios of the LFV processes $\ell_i \rightarrow \ell_j + \gamma$ ($m_{\ell_i} > m_{\ell_j}$) is given by [44] (see also, e.g., [45–47, 49]):

$$B(\ell_i \rightarrow \ell_j + \gamma) \cong \frac{\Gamma(\ell_i \rightarrow \ell_j \nu \bar{\nu})}{\Gamma_{tot}(\ell_i)} B_0(m_0, m_{1/2}) \left| \sum_k (Y_\nu)_{ik} \ln \frac{M_X}{M_k} \ln \frac{M_X}{M_k} (Y_\nu^\dagger)_{kj} \right|^2 \tan^2 \beta. \tag{56}$$

Here G_F is the Fermi constant, $\alpha_{em} \approx 1/137$ is the fine structure constant, M_k is the mass of the heavy Majorana neutrino N_k , Y_ν is the matrix of neutrino Yukawa couplings in the basis

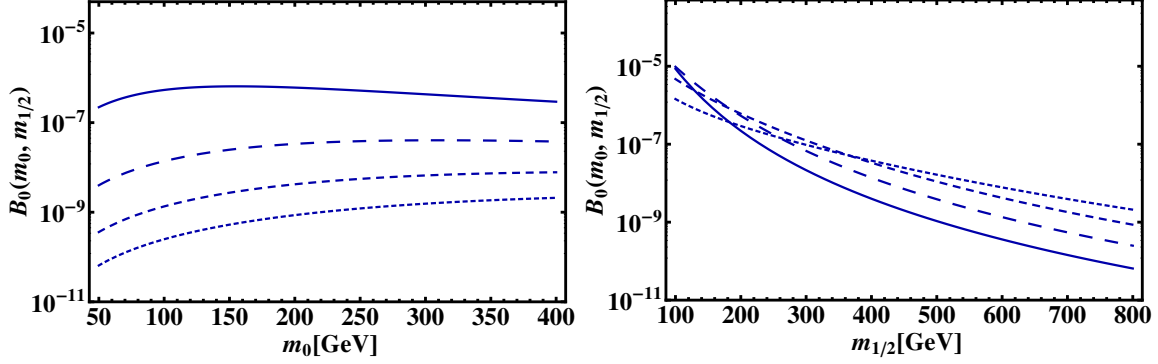


Figure 3: The scaling factor $B_0(m_0, m_{1/2})$ as function of m_0 (left panel) and $m_{1/2}$ (right panel) for $A_0 = 7m_0$. Left panel: the values of $m_{1/2}$ used are 200 GeV (solid line), 400 GeV (long-dashed line), 600 GeV (medium long-dashed line), 800 GeV (short-dashed line). Right panel: the values of m_0 used are 50 GeV (solid line), 100 GeV (long-dashed line), 200 GeV (medium long-dashed line), 400 GeV (short-dashed line).

in which the Majorana mass matrix of the RH neutrinos and the matrix of charged lepton Yukawa couplings are diagonal, and [40] $\Gamma(\mu \rightarrow e\nu\bar{\nu})/\Gamma_{tot}(\mu) \approx 1$, $\Gamma(\tau \rightarrow e\nu\bar{\nu})/\Gamma_{tot}(\tau) \approx 0.1785$, $\Gamma(\tau \rightarrow \mu\nu\bar{\nu})/\Gamma_{tot}(\tau) \approx 0.1736$. The scaling function $B_0(m_0, m_{1/2})$ contains the dependence on the SUSY breaking parameters:

$$B_0(m_0, m_{1/2}) = \frac{\alpha_{em}^3}{G_F^2 m_S^8} \left| \frac{(3 + a_0^2)m_0^2}{8\pi^2} \right|^2. \quad (57)$$

The effective SUSY mass parameter m_S that appears in equation (56) can be approximated by [47]:

$$m_S^8 \approx 0.5m_0^2 m_{1/2}^2 (m_0^2 + 0.6m_{1/2}^2)^2 \quad (58)$$

This analytic expression was shown to reproduce the exact RG results for $B(\ell_i \rightarrow \ell_j + \gamma)$ with high precision. In Fig. 3 we illustrate the dependence of the scaling function $B_0(m_0, m_{1/2})$ on the parameter m_0 ($m_{1/2}$) for four values of $m_{1/2}$ (m_0).

B. Predictions of the $SU(5) \times T'$ Model

As we have seen, in the $SU(5) \times T'$ model of flavour we are considering the three heavy Majorana neutrinos N_j are, to leading order, degenerate in mass: $M_j = s_0\Lambda \equiv M > 0$,

$j = 1, 2, 3$. The higher order corrections to the masses M_j lead to exceedingly small effects in the $\ell_i \rightarrow \ell_j + \gamma$ decay rates and we will neglect them. In this case the branching ratios $B(\ell_i \rightarrow \ell_j + \gamma)$ of interest, as it follows from eq. (56), depend on the quantity $|(Y_\nu Y_\nu^\dagger)_{ij}|^2$.

As can be shown, in the model under study, the matrix of neutrino Yukawa couplings Y_ν entering into the expressions for $B(\ell_i \rightarrow \ell_j + \gamma)$ is related to the Dirac neutrino mass matrix M_D , eq. (18), as follows:

$$Y_\nu = \frac{1}{v_u} U_e^\dagger M_D S \quad (59)$$

where U_e is the matrix diagonalising $M_e M_e^\dagger$, M_e being the charged lepton mass matrix, and S is determined in eqs. (21) and (22). In the basis in which the RH neutrino Majorana mass matrix and the matrix of charged lepton Yukawa couplings are diagonal, the Majorana mass term for the LH flavour neutrinos, generated by the see-saw mechanism, is given by:

$$M_\nu = -v_u^2 Y_\nu D_N^{-1} Y_\nu^T = U' D_\nu (U')^T, \quad (60)$$

where $D_\nu \equiv \text{diag}(m_1, m_2, m_3)$ and

$$U' = U_e^\dagger U_{TBM} Q. \quad (61)$$

Equation (60), as is well known, allows to express Y_ν in terms of U' , D_ν , D_N and a complex, in general, orthogonal matrix [45] R , $R^T R = R R^T = \mathbf{1}$:

$$Y_\nu = \frac{1}{v_u} U' \sqrt{D_\nu} R \sqrt{D_N}. \quad (62)$$

From eqs. (59) - (62) and (20), we obtain the following expression for the matrix R :

$$R = v_u (\sqrt{D_\nu})^{-1} Q^* M_D^{diag} U_{TBM}^T S (\sqrt{D_N})^{-1}. \quad (63)$$

Using the explicit form of $Q = \text{diag}(1, 1, \pm i)$ and of U_{TBM} and S , eqs. (6) and (22), it is not difficult to show that R is a real matrix: $R^* = R$. Taking into account this result and recalling that $D_N = M \text{diag}(1, 1, 1)$, we get for the quantity of interest $Y_\nu Y_\nu^\dagger$:

$$Y_\nu Y_\nu^\dagger = \frac{M}{v_u^2} U' D_\nu (U')^\dagger, \quad (64)$$

where the PMNS matrix $U' = U_e^\dagger U_{TBM} Q$, see eqs. (37), (32), (37) and (42). Thus, the $\ell_i \rightarrow \ell_j + \gamma$ decay branching ratios in the $SU(5) \times T'$ model under investigation depend on the mass of the heavy Majorana neutrinos through the factor $(M(\ln M_X/M_k)/v_u)^2$, do

not depend on the matrix R , and their ratios are entirely determined by the elements of the PMNS matrix and the light neutrino masses. More specifically, using the general expressions for the elements of the PMNS matrix and the unitarity of the latter we get [48]:

$$|(Y_\nu Y_\nu^\dagger)_{\mu e}| = |U_{\mu j} m_j U_{ej}^*| \simeq |\Delta_{21} s_{12} c_{23} c_{12} + \Delta_{31} s_{23} s_{13} e^{i\delta}|, \quad (65)$$

$$|(Y_\nu Y_\nu^\dagger)_{\tau e}| = |U_{\tau j} m_j U_{ej}^*| \simeq |-\Delta_{21} s_{12} c_{12} s_{23} + \Delta_{31} c_{23} s_{13} e^{i\delta}|, \quad (66)$$

$$|(Y_\nu Y_\nu^\dagger)_{\tau \mu}| = |U_{\tau j} m_j U_{\mu j}^*| \simeq |\Delta_{31} c_{23} s_{23}|, \quad (67)$$

where

$$\Delta_{ij} = \frac{M_R}{v_u^2} \frac{\Delta m_{ij}^2}{m_i + m_j}. \quad (68)$$

In eqs. (65) - (67) we have used the approximation $c_{13} \cong 1$ and have neglected $c_{12}^2 \Delta_{21}$, $s_{12}^2 \Delta_{21}$ and higher order terms $\propto \Delta_{21}$ with respect to Δ_{31} .

We define the ‘‘double’’ ratios of the branching ratios $B(\ell_i \rightarrow \ell_j + \gamma)$ as follows:

$$R(21/31) \equiv \frac{BR(\mu \rightarrow e\gamma)}{BR(\tau \rightarrow e\gamma)} BR(\tau \rightarrow e\nu_\tau \bar{\nu}_e), \quad R(21/32) \equiv \frac{BR(\mu \rightarrow e\gamma)}{BR(\tau \rightarrow \mu\gamma)} BR(\tau \rightarrow e\nu_\tau \bar{\nu}_e) \quad (69)$$

The double ratios of interest are given by:

$$R(21/31) \cong \frac{|(Y_\nu Y_\nu^\dagger)_{\mu e}|^2}{|(Y_\nu Y_\nu^\dagger)_{\tau e}|^2}, \quad R(21/32) \cong \frac{|(Y_\nu Y_\nu^\dagger)_{\mu e}|^2}{|(Y_\nu Y_\nu^\dagger)_{\tau \mu}|^2}. \quad (70)$$

C. Numerical Results

In Figs. 4 - 7 we present results on the branching ratios $BR(\mu \rightarrow e + \gamma)$, $BR(\tau \rightarrow e + \gamma)$ and $BR(\tau \rightarrow \mu + \gamma)$, predicted by the $SU(5) \times T'$ model. The branching ratios are calculated using eq. (56) with M_k and M_X set to $M_k = M = 10^{12}$ GeV and $M_X = 2 \times 10^{16}$ GeV. The values of the mSUGRA parameters $\tan \beta$ and A_0 are chosen from the intervals $\tan \beta = 3 \div 50$, $A_0 = 0 \div 7m_0$, which are compatible with the constraints obtained by the ATLAS [50, 51] and CMS [52] experiments at LHC. The values of the other two relevant mSUGRA parameters, m_0 and $m_{1/2}$, are chosen from intervals favored by the global data analysis performed [53]. The data set used in this analysis includes in addition to the results of the ATLAS and the CMS experiments, the data on the muon ($g - 2$), on the precision electroweak observables, on B -physics observables, astrophysical data on the cold dark matter density, as well as the limits from the direct searches for Higgs boson and sparticles at LEP. Based on the results

obtained in [53], m_0 and $m_{1/2}$ are chosen from, or to vary in, the intervals $50 \text{ GeV} \leq m_0 \leq 400 \text{ GeV}$ and $300 \text{ GeV} \leq m_{1/2} \leq 800 \text{ GeV}$. For the values of the lepton mixing angles and the Dirac phase δ we use those predicted (to leading order) by the $SU(5) \times T'$ model (unless otherwise stated): $\sin^2 \theta_{23} = 0.5$, $\sin^2 \theta_{12} = 0.299$, $\sin \theta_{13} = 0.058$, $\delta = 5\pi/4$. The neutrino masses used as input are obtained using the best fit values of $\Delta m_{21}^2 = 7.58 \times 10^{-5} \text{ eV}^2$ and $r = 0.032$.

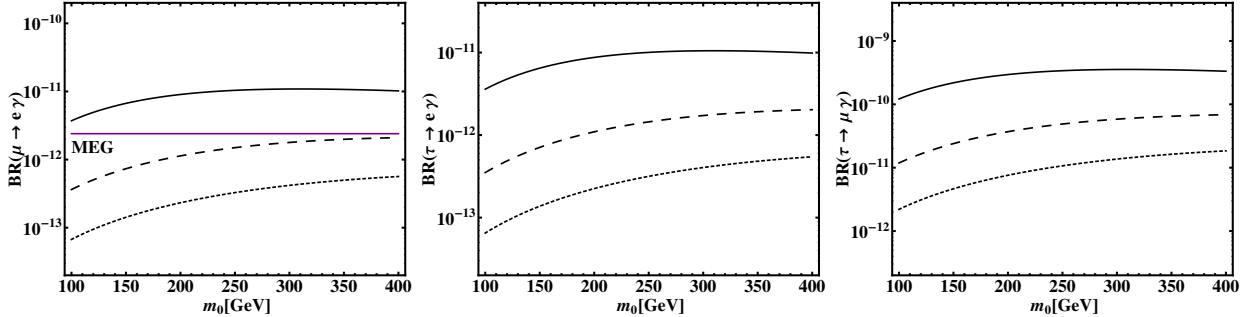


Figure 4: The branching ratios $BR(\mu \rightarrow e + \gamma)$ (left), $BR(\tau \rightarrow e + \gamma)$ (center) and $BR(\tau \rightarrow \mu + \gamma)$ (right) as function of m_0 for $\Delta m_{21}^2 = 7.58 \times 10^{-5} \text{ eV}^2$, $r = 0.032$, $\delta = 5\pi/4$, $\sin \theta_{13} = 0.058$, $\tan \beta = 28$, $A_0 = 7m_0$, and three values of $m_{1/2}$: 400 GeV (solid line), 600 GeV (dashed line), 800 GeV (dotted line). The horizontal line corresponds to the MEG bound $BR(\mu \rightarrow e + \gamma) < 2.4 \times 10^{-12}$. See text for details.

As the Figs. 4 - 7 show, for the values of $M = 10^{12} \text{ GeV}$ and $\tan \beta = 28$ considered and m_0 from the interval (50 - 400) GeV, the predictions for the branching ratios $BR(\mu \rightarrow e\gamma)$, $BR(\tau \rightarrow e\gamma)$ and $BR(\tau \rightarrow \mu\gamma)$ are very sensitive to the values of $m_{1/2}$: when the latter increases from 300 GeV to 800 GeV, the branching ratios decrease by approximately 2 orders of magnitude. For the fixed value of $A_0 = 430 \text{ GeV}$, we have $BR(\mu \rightarrow e\gamma) \gtrsim 10^{-13}$ provided $m_0 \lesssim 300 \text{ GeV}$ and $m_{1/2} \lesssim 400 \text{ GeV}$ (Figs. 6 and 7). The ranges of values of m_0 and $m_{1/2}$, for which $10^{-13} \lesssim BR(\mu \rightarrow e\gamma) < 2.4 \times 10^{-12}$, is very different in the case when $A_0 \propto m_0$. For $A_0 = 7m_0$ (Figs. 4 - 5), for instance, $BR(\mu \rightarrow e\gamma)$ satisfies the MEG upper limit and is in the range of sensitivity of the MEG experiment for m_0 lying in the interval $m_0 \cong (100 - 300) \text{ GeV}$ if $600 \text{ GeV} \lesssim m_{1/2} \lesssim 800 \text{ GeV}$. For the values of the parameters used to obtain Figs. 4 - 7, we find that $BR(\tau \rightarrow \mu + \gamma) \lesssim 10^{-9}$ and $BR(\tau \rightarrow e + \gamma) \lesssim 3 \times 10^{-11}$.

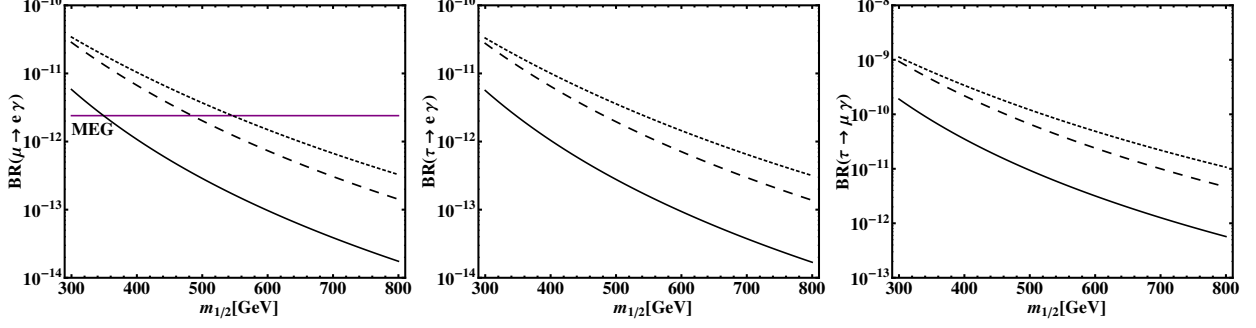


Figure 5: The branching ratios $BR(\mu \rightarrow e + \gamma)$ (left), $BR(\tau \rightarrow e + \gamma)$ (center) and $BR(\tau \rightarrow \mu + \gamma)$ (right) as function of $m_{1/2}$ for three values of m_0 : 50 GeV (solid line), 150 GeV (dashed line), 250 GeV (dotted line). The values of the other parameters used are the same as those quoted in the caption of Fig. 4. The horizontal line corresponds to the MEG bound $BR(\mu \rightarrow e + \gamma) < 2.4 \times 10^{-12}$.

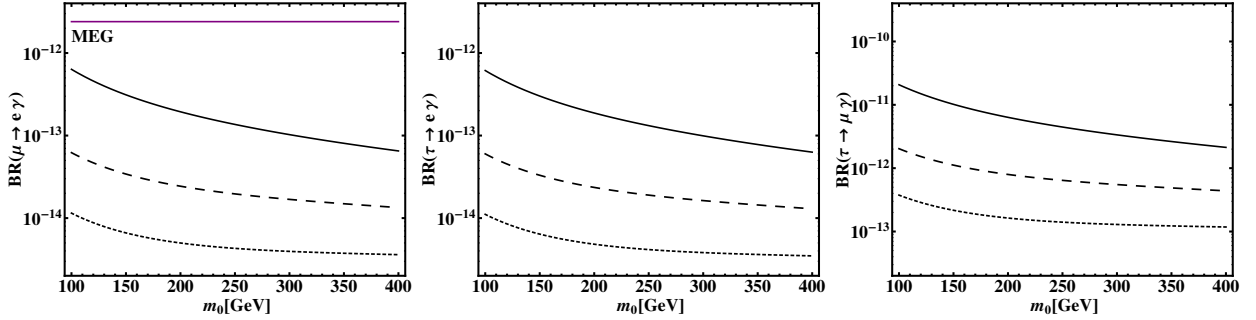


Figure 6: The branching ratios $BR(\mu \rightarrow e + \gamma)$ (left), $BR(\tau \rightarrow e + \gamma)$ (center) and $BR(\tau \rightarrow \mu + \gamma)$ (right) as function of m_0 for $A_0 = 430$ GeV and three values of $m_{1/2}$: 400 GeV (solid line), 600 GeV (dashed line), 800 GeV (dotted line). The values of the other parameters used are the same as those quoted in the caption of Fig. 4. The horizontal line corresponds to the MEG bound $BR(\mu \rightarrow e + \gamma) < 2.4 \times 10^{-12}$.

The $\mu \rightarrow e + \gamma$ decay branching ratio $BR(\mu \rightarrow e + \gamma)$ can exhibit very strong dependence on the value of the angle θ_{13} if the Dirac phase $\delta \cong \pi$, and on the Dirac phase δ in the case of $\sin \theta_{13} = 0.058$. This is illustrated in Fig. 8 and can be easily understood on the basis of the analytic expression for $|(Y_\nu Y_\nu^\dagger)_{\mu e}|$ given in eq. (65). As Fig. 8 shows, for the values

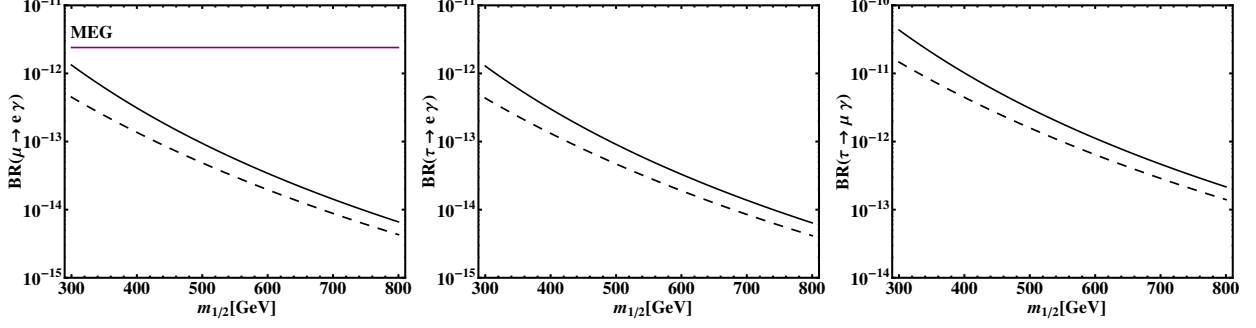


Figure 7: The branching ratios $BR(\mu \rightarrow e + \gamma)$ (left), $BR(\tau \rightarrow e + \gamma)$ (center) and $BR(\tau \rightarrow \mu + \gamma)$ (right) as function of $m_{1/2}$ for $A_0 = 430$ GeV and $m_0 = 150$ GeV (solid line), 250 GeV (dashed line). The values of the other parameters used are the same as those quoted in the caption of Fig. 4. The horizontal dashed line corresponds to the MEG bound $BR(\mu \rightarrow e + \gamma) < 2.4 \times 10^{-12}$.

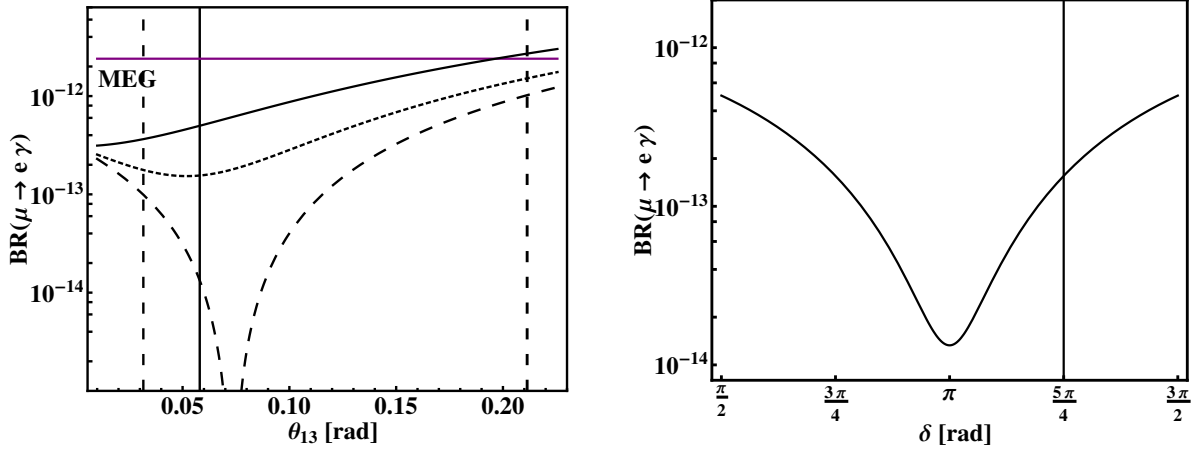


Figure 8: The branching ratio $BR(\mu \rightarrow e + \gamma)$ as function of θ_{13} (left panel) and of the Dirac phase δ (right panel) for $r = 0.032$, $m_0 = 230$ GeV, $m_{1/2} = 400$ GeV, $A_0 = 430$ GeV and $\tan \beta = 28$. In the left panel, $BR(\mu \rightarrow e + \gamma)$ is plotted for three values of δ : $\pi/2$ (solid line), π (dashed line), $5\pi/4$ (dotted line). The horizontal line corresponds to the MEG bound $BR(\mu \rightarrow e + \gamma) < 2.4 \times 10^{-12}$. The results for $BR(\mu \rightarrow e + \gamma)$ shown in the right panel are obtained for $\sin \theta_{13} = 0.058$. The solid vertical line in the right panel corresponding to $\delta = 5\pi/4$.

of $\delta = 5\pi/4$ and $\sin \theta_{13} = 0.058$, predicted by the model, $BR(\mu \rightarrow e\gamma)$ is somewhat smaller than the maximal value it can have as a function of δ and $\sin \theta_{13}$.

We have studied also the dependence of the $\mu \rightarrow e + \gamma$ decay branching ratio $BR(\mu \rightarrow e + \gamma)$ on the parameter r . The results of this study are illustrated in Fig. 9 for three values of $\sin^2 \theta_{13}$, $\sin^2 \theta_{13} = 3.4 \times 10^{-3}, 0.01, 0.02$, and three values of δ , $\delta = \pi/2, \pi, 5\pi/4$. For illustrative purposes the ratio r is varied in the interval $0 \leq r \leq 0.05$, which is wider than the current 3σ range of allowed values of r , $0.026 \leq r \leq 0.038$. Figure 9 exhibits in a different way the sensitivity of $BR(\mu \rightarrow e + \gamma)$ to the values of θ_{13} and δ .

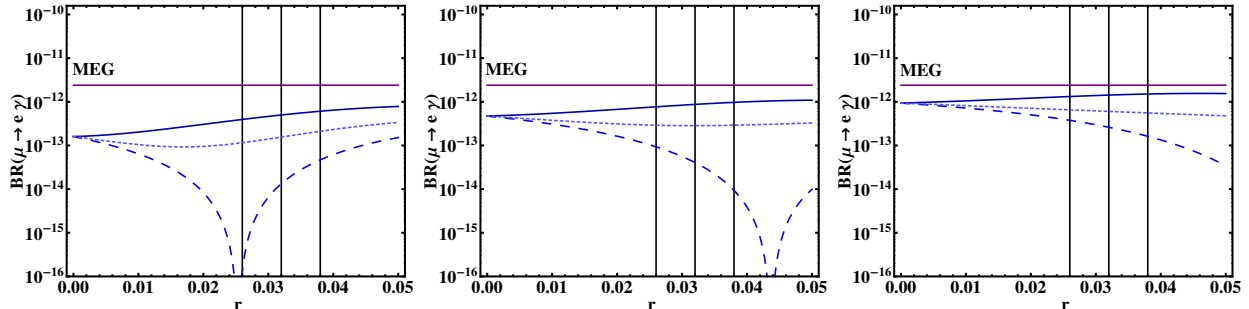


Figure 9: The dependence of the branching ratio $BR(\mu \rightarrow e + \gamma)$ on the parameter r for $m_0 = 230$ GeV, $m_{1/2} = 400$ GeV, $A_0 = 430$ GeV and $\tan \beta = 28$. The left, middle and right panels are obtained for $\sin^2 \theta_{13} = 3.4 \times 10^{-3}$ [17], 0.01 and 0.02, respectively. The values of δ used are $\pi/2$ (solid line), π (dashed line) and $5\pi/4$ (dotted line). The vertical lines correspond respectively to $r = 0.026, 0.032, 0.038$. The horizontal line shows the MEG bound $BR(\mu \rightarrow e + \gamma) < 2.4 \times 10^{-12}$. See text for details.

In Fig. 10 we present results the double ratios $R(21/31)$ and $R(21/32)$ predicted by the model, as a function of the lightest neutrino mass m_1 . We recall that the double ratios $R(21/31)$ and $R(21/32)$ in the model considered do not depend on the heavy Majorana neutrino mass M and on the mSUGRA parameters: they are entirely determined by the values of the neutrino masses, the neutrino mixing angles and the Dirac CP violating phase δ . All these neutrino parameters have essentially definite values in the $SU(5) \times T'$ model considered. Thus, the values of the double ratios $R(21/31)$ and $R(21/32)$ are predicted by the model with relatively small uncertainties, as is also seen in Fig. 10: we have numerically

$$R(21/31) \cong 0.21, \quad R(21/32) \cong 7.4 \times 10^{-3}. \quad (71)$$

These values are one of the characteristic predictions of the $SU(5) \times T'$ model of flavour under investigation. It is interesting to note also that in the model with $SU(5) \times T'$ symmetry

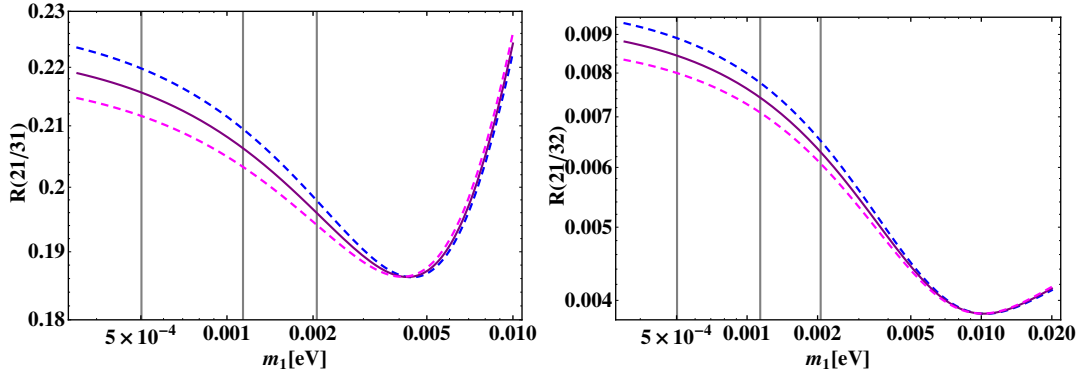


Figure 10: The double ratios $R(21/31)$, left panel, and $R(21/32)$, right panel, as functions of the lightest neutrino mass, m_1 . The three vertical lines in each plot are positioned at $m_1 = 2.06 \times 10^{-3}, 1.14 \times 10^{-3}, 5.0 \times 10^{-4}$ eV, and correspond to $r = 0.026, 0.032, 0.038$ and the best fit value of $\Delta m_{21}^2 = 7.58 \times 10^{-5}$ eV². The solid lines are obtained with the best-fit values of Δm_{21}^2 and Δm_{31}^2 given in Table I, while the dashed lines indicate the 3σ allowed ranges.

considered, the $\tau \rightarrow \mu + \gamma$ decay branching ratio $BR(\tau \rightarrow \mu + \gamma)/BR(\tau \rightarrow e\nu_\tau\bar{\nu}_e)$ can be bigger than the $\mu \rightarrow e + \gamma$ decay branching ratio $BR(\mu \rightarrow e + \gamma)$ by a factor $\sim 10^2$.

V. CONCLUSIONS

In the present article we have investigate certain aspects of the low energy lepton phenomenology of the SUSY $SU(5) \times T'$ model of flavour which was developed in [16, 17], and which allows to describe in a unified way the masses and the mixing of the quarks and the leptons, neutrinos included, as well as the CP violation both in the quark and lepton sectors. The model includes three right-handed neutrino fields which possess a Majorana mass term. The light neutrino masses are generated by the type I see-saw mechanism and are naturally small. The light and heavy neutrinos are Majorana particles. The heavy Majorana neutrinos N_k are predicted (to leading order) to be degenerate in mass: $M_k = M$. The model is free of discrete gauge anomalies. In addition to giving rise to realistic masses and mixing patterns for the leptons and quarks, a unique feature of the $SU(5) \times T'$ model is that the CP violation, predicted by the model, is entirely geometrical in origin. This interesting aspect of the model considered is a consequence of the special properties of the group T' . The model

was shown to predict approximately tri-bimaximal neutrino (TBM) mixing with deviations which generate a non-zero $\sin \theta_{13} = \sin \theta_c / (3\sqrt{2})$, where θ_c is the Cabibbo angle, and a Dirac phase $\delta = 221^\circ \cong 5\pi/4$. A rather detailed description of the lepton sector of the model is given in Section 2.

We have derived first the predictions of the model for the light Majorana neutrino masses, m_i , $i = 1, 2, 3$. We have found that in the model considered only light neutrino mass spectrum with *normal ordering* (or *normal hierarchy*) is possible. In the standardly used convention this implies $m_1 < m_2 < m_3$. The masses m_i depend on two parameters of the model which, as we have shown, can be fixed using the values of Δm_{21}^2 , which drives the solar neutrino oscillations, and the ratio $r = \Delta m_{21}^2 / \Delta m_{31}^2$, Δm_{31}^2 being the neutrino mass squared difference responsible for the dominant atmospheric ν_μ and $\bar{\nu}_\mu$ oscillations. Given the fact that Δm_{21}^2 and r have been determined experimentally with rather small uncertainties, the light neutrino masses are predicted to lie in relatively narrow intervals around the values $m_1 = 1.14 \times 10^{-3}$ eV, $m_2 = 8.78 \times 10^{-3}$ eV, $m_3 = 4.89 \times 10^{-2}$ eV (Fig. 1). As a consequence, the model provides specific predictions for the sum of the light neutrino masses in terms of Δm_{21}^2 and r : $m_1 + m_2 + m_3 \cong \Delta m_{21}^2 (1 + (20r - 1)^2 + (20r - 3)^2)(1 - (20r - 1)^4)^{-\frac{1}{2}}$. Numerically, we have found: $m_1 + m_2 + m_3 \cong 5.9 \times 10^{-2}$ eV.

The model provides also specific prediction for the effective Majorana mass in neutrinoless double beta ($(\beta\beta)_{0\nu}$ -decay), $|\langle m \rangle|$. The two Majorana phases α_{21} and α_{31} in the neutrino mixing matrix (see eqs. (1 - (3))) are predicted (to leading order) to have CP conserving values: $\alpha_{21} = 0$ and $\alpha_{31} = \pi$. We found that the effective Majorana mass predicted by the model is given approximately by: $|\langle m \rangle| \cong |(2m_1 + m_2)/3 - \sqrt{2}(m_2 - m_1)(\sin \theta_c)/9|$. Numerically, we obtained $|\langle m \rangle| \cong 3.4 \times 10^{-3}$ eV.

In the last part of this work we have derived detailed predictions for the rates of the lepton flavour violating (LFV) charged lepton radiative decays $\mu \rightarrow e + \gamma$, $\tau \rightarrow e + \gamma$ and $\tau \rightarrow \mu + \gamma$. This was done within the commonly employed mSUGRA SUSY breaking scenario [43]. The values of the mSUGRA parameters $\tan \beta$ and A_0 are chosen from the intervals $\tan \beta = 3 \div 50$, $A_0 = 0 \div 7m_0$, which are compatible with the constraints obtained by the ATLAS [50, 51] and CMS [52] experiments at LHC. The values of the other two relevant mSUGRA parameters, m_0 and $m_{1/2}$, are chosen from intervals favored by the global data analysis performed in [53]. The data set used in this analysis includes in addition to the results of the ATLAS and the CMS experiments, the data on the muon ($g - 2$), on the

precision electroweak observables, on B -physics observables, astrophysical data on the cold dark matter density, as well as the limits from the direct searches for Higgs boson and sparticles at LEP. Based on the results obtained in [53], m_0 and $m_{1/2}$ are chosen from, or to vary in, the intervals $50 \text{ GeV} \leq m_0 \leq 400 \text{ GeV}$ and $300 \text{ GeV} \leq m_{1/2} \leq 800 \text{ GeV}$. The branching ratios are calculated for masses of the heavy Majorana neutrinos $M_k = M = 10^{12} \text{ GeV}$. The GUT scale used is $M_X = 2 \times 10^{16} \text{ GeV}$. The results of this analysis are reported graphically in Figs. 4 - 10.

One specific prediction of the $SU(5) \times T'$ model of flavour considered is that the quantity $|(Y_\nu Y_\nu^\dagger)_{ll'}|$ on which the $l \rightarrow l' + \gamma$ decay branching ratios depend, $l = \mu, \tau$, $l' = e, \mu$ ($m_l > m_{l'}$), Y_ν being the matrix of neutrino Yukawa couplings in the basis in which the RH neutrino Majorana mass term and the matrix of charged lepton Yukawa couplings are diagonal, is a function of the PMNS neutrino mixing matrix U and neutrino masses m_i only, $|(Y_\nu Y_\nu^\dagger)_{ll'}| = |U_{lj} m_j U_{l'j}^*|$. Thus, in the model considered and for given l and l' this quantity is fixed numerically with small uncertainties. Together with the fact that the heavy Majorana neutrinos are degenerate in mass, this feature of the model implies that the double ratios of the branching ratios $R(21/31) \equiv (BR(\mu \rightarrow e + \gamma)/BR(\tau \rightarrow e + \gamma))BR(\tau \rightarrow e\nu_\tau\bar{\nu}_e)$ and $R(21/32) \equiv (BR(\mu \rightarrow e + \gamma)/BR(\tau \rightarrow \mu + \gamma))BR(\tau \rightarrow e\nu_\tau\bar{\nu}_e)$ do not depend not only on the mSUGRA parameters, but also on the heavy Majorana neutrino masses and the GUT scale M_X : $R(21/31) \cong |(Y_\nu Y_\nu^\dagger)_{\mu e}|^2/|(Y_\nu Y_\nu^\dagger)_{\tau e}|^2$, $R(21/32) \cong |(Y_\nu Y_\nu^\dagger)_{\mu e}|^2/|(Y_\nu Y_\nu^\dagger)_{\tau \mu}|^2$. Numerically we have found: $R(21/31) \cong 0.21$, $R(21/32) \cong 7.4 \times 10^{-3}$. These values are one of the characteristic predictions of the model with $SU(5) \times T'$ symmetry considered. In particular, the $\tau \rightarrow \mu + \gamma$ decay branching ratio, $BR(\tau \rightarrow \mu + \gamma)/BR(\tau \rightarrow e\nu_\tau\bar{\nu}_e)$, is predicted to be bigger than the $\mu \rightarrow e + \gamma$ decay branching ratio, $BR(\mu \rightarrow e + \gamma)$, by a factor of 1.36×10^2 . We have found also that in a relatively large part of the mSUGRA parameter space considered and for $M = 10^{12} \text{ GeV}$, the $\mu \rightarrow e\gamma$ decay branching ratio can satisfy the MEG upper bound $BR(\mu \rightarrow e + \gamma) < 2.4 \times 10^{-12}$, but still can have a value in the range of sensitivity of the MEG experiment, $BR(\mu \rightarrow e + \gamma) \gtrsim 10^{-13}$.

The model with $SU(5) \times T'$ symmetry proposed in [16, 17] and investigated in the present article provides a unified description of the masses and mixing of the quarks and leptons, neutrinos included, as well as of the CP violation both in the quark and lepton sectors. This makes it a viable model of flavour, which possesses a number of appealing features. In the lepton sector the model provides specific predictions for the values of the light neutrino

masses, the neutrino mass spectrum, the values of the neutrino mixing angles, including the smallest one θ_{13} , and the Dirac and Majorana CP violation phases in the neutrino mixing matrix. All these predictions can and will be tested in the currently operating and future neutrino experiments. We are looking forward to the outcome of these tests.

Acknowledgments

This work was supported in part by the INFN program on “Astroparticle Physics”, by the Italian MIUR program on “Neutrinos, Dark Matter and Dark Energy in the Era of LHC” (A.M. and S.T.P.) and by the World Premier International Research Center Initiative (WPI Initiative), MEXT, Japan (S.T.P.). The work of M-CC and KTM was supported in part, respectively by the National Science Foundation under grant No. PHY-0970173 and by the Department of Energy under Grant No. DE-FG02-04ER41290.

-
- [1] K. Nakamura and S.T. Petcov, “Neutrino Mass, Mixing, and Oscillations”, in K. Nakamura et al. (Particle Data Group), *J. Phys. G* **37**, 075021 (2010).
 - [2] S.M. Bilenky, J. Hosek and S.T. Petcov, *Phys. Lett. B* **94** (1980) 495.
 - [3] K. Abe *et al.* [T2K Collaboration], *Phys. Rev. Lett.* **107** (2011) 041801.
 - [4] P. Adamson *et al.* [MINOS Collaboration], arXiv:1108.1509.
 - [5] G. L. Fogli, E. Lisi, A. Marrone, A. Palazzo, A. M. Rotunno, arXiv:1106.6028 (to be published in *Phys. Rev. D*).
 - [6] This result can have important implications for the “flavoured” leptogenesis scenario of generation of the baryon asymmetry of the Universe [7].
 - [7] E. Molinaro and S.T. Petcov, *Phys. Lett. B* **671** (2009) 60.
 - [8] See the plenary talk by Y. Takeuchi at Neutrino 2010.
 - [9] T. Schwetz, M. Tortola and J.W.F. Valle, arXiv:1108.1376.
 - [10] F. Ardellier *et al.* [Double Chooz Collaboration], hep-ex/0606025.
 - [11] See, e.g. the Daya Bay homepage <http://dayawane.ihep.ac.cn/>.
 - [12] J.K. Ahn *et al.* [RENO Collaboration], arXiv:1003.1391.
 - [13] M. Mezzetto and T. Schwetz, *J. Phys. G* **37** (2010) 103001 [arXiv:1003.5800].

- [14] L. Wolfenstein, Phys. Rev. D **18**, 958 (1978); P. F. Harrison, D. H. Perkins and W. G. Scott, Phys. Lett. B **530**, 167 (2002), and Phys. Lett. B **535**, 163 (2002).
- [15] P. H. Frampton, S. T. Petcov and W. Rodejohann, Nucl. Phys. B **687**, 31 (2004).
- [16] M.-C. Chen and K. T. Mahanthappa, Phys. Lett. B **652**, 34 (2007); arXiv:0710.2118.
- [17] M.-C. Chen and K. T. Mahanthappa, Phys. Lett. B **681**, 444 (2009); PoS **ICHEP2010**, 407 (2010) [arXiv:1011.6364]; arXiv:1012.1595.
- [18] Z. Z. Xing, Phys. Lett. B **533**, 85 (2002); A. Zee, Phys. Rev. D **68**, 093002 (2003); N. Li and B. Q. Ma, Phys. Rev. D **71**, 017302 (2005); F. Plentinger and W. Rodejohann, Phys. Lett. B **625**, 264 (2005); S. F. King, JHEP **0508**, 105 (2005); I. Masina, Phys. Lett. B **633**, 134 (2006); S. Antusch and S. F. King, Phys. Lett. B **631**, 42 (2005);
- [19] K.A. Hochmuth, S.T. Petcov and W. Rodejohann, Phys. Lett B **654** (2007) 177.
- [20] D. Marzocca, S. T. Petcov, A. Romanino and M. Spinrath, arXiv:1108.0614.
- [21] A. Romanino, Phys. Rev. D **70**, 013003 (2004).
- [22] E. Ma and G. Rajasekaran, Phys. Rev. D **64**, 113012 (2001); E. Ma, *ibid.* **70**, 031901 (2004); K. S. Babu, E. Ma and J. W. F. Valle, Phys. Lett. B **552**, 207 (2003); G. Altarelli and F. Feruglio, Nucl. Phys. B **720**, 64 (2005).
- [23] E. Ma, Mod. Phys. Lett. A **17**, 627 (2002); X. G. He, Y. Y. Keum and R. R. Volkas, JHEP **0604**, 039 (2006); E. Ma, H. Sawanaka and M. Tanimoto, Phys. Lett. B **641**, 301 (2006); S. F. King and M. Malinsky, Phys. Lett. B **645**, 351 (2007); S. Morisi, M. Picariello and E. Torrente-Lujan, Phys. Rev. D **75**, 075015 (2007).
- [24] P. H. Frampton and T. W. Kephart, Int. J. Mod. Phys. A **10**, 4689 (1995); [arXiv:hep-ph/9409330]. A. Aranda, C. D. Carone and R. F. Lebed, Phys. Rev. D **62**, 016009 (2000); F. Feruglio, C. Hagedorn, Y. Lin and L. Merlo, Nucl. Phys. B **775**, 120 (2007); P. H. Frampton and S. Matsuzaki, arXiv:0902.1140.
- [25] C. Luhn, Phys. Lett. B **670**, 390 (2009).
- [26] Anomaly cancellation conditions have been utilized to give constraints on charges under a family symmetry based on $U(1)$, see, *e.g.*, M.-C. Chen, A. de Gouvea and B. A. Dobrescu, Phys. Rev. D **75**, 055009 (2007); M.-C. Chen, D. R. T. Jones, A. Rajaraman and H. B. Yu, *ibid.* **78**, 015019 (2008); M.-C. Chen and J. Huang, Phys. Rev. D **81**, 055007 (2010); *ibid.* **82**, 075006 (2010); arXiv:1011.0407.
- [27] J.-Q. Chen and P.-D. Fan, J. Math. Phys. **39**, 5519 (1998).

- [28] M. C. Chen and K. T. Mahanthappa, arXiv:1107.3856.
- [29] M.-C. Chen and K. T. Mahanthappa, under preparation.
- [30] For general conditions to obtain form diagonalizable neutrino mass matrix, see M.-C. Chen and S. F. King, JHEP **0906**, 072 (2009).
- [31] Similar relation has been found in other contexts. See also, J. Ferrandis and S. Pakvasa, Phys. Rev. D **71**, 033004 (2005); S. Antusch and S. F. King, Phys. Lett. B **631**, 42 (2005).
- [32] P. I. Krastev and S. T. Petcov, Phys. Lett. B **205**, 84 (1988).
- [33] C. Jarlskog, Z. Phys. C **29** 491 (1985); Phys. Rev. Lett. **55**, 1039 (1985).
- [34] S. M. Bilenky and S. T. Petcov, Rev. Mod. Phys. **59** (1987) 671; S.M. Bilenky, S. Pascoli and S.T. Petcov, Phys. Rev. D**64** (2001) 053010; S. Pascoli and S.T. Petcov, Phys. Rev. D **77** (2008) 113003.
- [35] S. T. Petcov, Sov. J. Nucl. Phys. **25** (1977) 340 [Yad. Fiz. **25** (1977 641]; (E), **25** (1977) 698 [(E)**25** (1977) 1336].
- [36] S. M. Bilenky, S. T. Petcov and B. Pontecorvo, Phys. Lett. B **67** (1977) 309.
- [37] T. P. Cheng and L. F. Li, Phys. Rev. Lett. **45** (1980) 1908.
- [38] The situation can be very different in TeV scale type I see-saw non-SUSY models, in which the rates and cross sections of the LFV processes under discussion can be close to the existing upper limits, see, e.g., A. Ibarra, E. Molinaro and S.T. Petcov, Phys. Rev. D **84** (2011) 013005.
- [39] J. Adam *et al.* [MEG Collaboration], arXiv:1107.5547.
- [40] K. Nakamura *et al.* [Particle Data Group], J. Phys. G **37** (2010) 075021.
- [41] M. L. Brooks *et al.* [MEGA Collaboration], Phys. Rev. Lett. **83** (1999) 1521
- [42] F. Borzumati and A. Masiero, Phys. Rev. Lett. **57** (1986) 961.
- [43] A. H. Chamseddine, R. L. Arnowitt and P. Nath, Phys. Rev. Lett. **49** (1982) 970.
R. Barbieri, S. Ferrara and C. A. Savoy, Phys. Lett. B **119** (1982) 343. L. J. Hall, J. D. Lykken and S. Weinberg, Phys. Rev. D **27** (1983) 2359.
- [44] J. Hisano *et al.*, Phys. Lett. **B357** (1995) 579; Phys. Rev. **D53** (1996) 2442; J. Hisano and D. Nomura, Phys. Rev. **D59** (1999) 116005.
- [45] J. A. Casas and A. Ibarra, Nucl. Phys. B **618** (2001) 171.
- [46] J. R. Ellis, M. Raidal and T. Yanagida, Phys. Lett. B **546** (2002) 228; S. Pascoli, S. T. Petcov and W. Rodejohann, Phys. Rev. D **68** (2003) 093007; S. Lavignac, I. Masina and C. A. Savoy, Phys. Lett. **B520** (2001) 269; S. Pascoli, S. T. Petcov and C. E. Yaguna, Phys. Lett. B **564**

- (2003) 241; I. Masina and C. A. Savoy, Phys. Rev. D **71** (2005) 093003; S.T. Petcov, T. Shindou and Y. Takanishi, Nucl. Phys. B **738** (2006) 219.
- [47] S. T. Petcov, S. Profumo, Y. Takanishi and C. E. Yaguna, Nucl. Phys. B **676** (2004) 453
- [48] S.T. Petcov and T. Shindou, Phys. Rev. D **74** (2006) 073006.
- [49] M. Raidal *et al.*, Eur. Phys. J. C **57** (2008) 13 [arXiv:0801.1826].
- [50] G. Aad *et al.* [ATLAS Collaboration], Phys. Rev. Lett. **106** (2011) 131802
- [51] X. Zhuang [ATLAS Collaboration], arXiv:1104.2907.
- [52] V. Khachatryan *et al.* [CMS Collaboration], Phys. Lett. B **698** (2011) 196
- [53] O. Buchmueller *et al.*, Eur. Phys. J. C **71** (2011) 1634