

change/delete REPORT-#
February 18, 2022

Search for CP violation in τ and D decays with a K_S^0 in the final state.

M. MARTINELLI¹

ON BEHALF OF THE *BABAR* COLLABORATION.

Università degli Studi di Bari and INFN, Bari, 70124, ITALY
SLAC National Accelerator Laboratory, Stanford, California 94309 USA

Abstract

I report the recent searches for CP violation in τ and D decays including a K_S^0 in the final state. The analyses herein shown are based on data samples recorded by *BABAR* and *BELLE* experiments. A brief introduction on CP violation is followed by the summary of the experimental techniques and the results obtained for τ and D decays, respectively. Finally, an outlook on future development is provided.

PRESENTED AT

The Ninth International Conference on
Flavor Physics and CP Violation
(FPCP 2011)
Maale Hachamisha, Israel, May 23–27, 2011

¹now at *NIKHEF, National Institute for Nuclear Physics and High Energy Physics, NL-1009 DB Amsterdam, The Netherlands.*

1 Introduction

The violation of the charge-conjugation and parity symmetry (CP) is introduced in the Standard Model (SM) by the Kobayashi-Maskawa phase in the Cabibbo-Kobayashi-Maskawa quark mixing matrix [1]. This effect usually results into an asymmetry among the decay rates of a process and its charged-conjugate. CP violation is one of the most intriguing features of the SM, and has lead to many advancement in particle physics since it has been discovered in kaon decays [2]. The effect of CP violation has been extensively studied in kaon and B decays [3, 4, 5], with results that deeply influenced our knowledge of physics [6].

Recently, there is a vivid interest on the search for CP violation in different frameworks, such as charm meson and lepton decays, due to the higher sensitivities reached by the B factories. In these cases, the CP violating effect is predicted to be extremely small or absent in the SM. Observing a signal would then strongly indicate the presence of processes generated by physics beyond the SM.

2 CP violation in τ decays

In the SM, no CP violation is expected in lepton decays, except for those including a K^0 , due to the K_L^0 - K_S^0 mixing and the CP violating phase introduced by the $K_L^0 \rightarrow \pi^+\pi^-$ decay. The CP violation is then introduced by the detection of kaons having short decay times. The expected amount of CP violation is 0.3%, obtained from the measurements made on $K_L^0 \rightarrow \pi^+\pi^-$ [7].

Aside the SM CP violation, there is a New Physics (NP) model that provides CP violation in τ decays. In the Multi-Higgs-Doublet-Model, the addition of a charged scalar Higgs boson can introduce CP violation in the angular distribution of τ decays. The effect of the introduction of a new boson can be described modifying the scalar form factor of the hadronic functions describing the decay process

$$F_S(Q^2) \rightarrow \tilde{F}_S(Q^2) = F_S(Q^2) + \frac{\eta_S}{m_\tau} F_H(Q^2), \quad (1)$$

where η_S is an adimensional complex coupling constant. Referring to [8, 9, 10], the CP violating observable is related to η_S

$$A^{CP} = \frac{\int \cos \beta \cos \psi \left(\frac{d\Gamma_{\tau^-}}{d\omega} - \frac{d\Gamma_{\tau^+}}{d\omega} \right) d\omega}{\frac{1}{2} \int \left(\frac{d\Gamma_{\tau^-}}{dQ^2} + \frac{d\Gamma_{\tau^+}}{dQ^2} \right) dQ^2} \simeq c_i \Im(\eta_S) \quad (d\omega = dQ^2 d\cos \beta d\cos \phi), \quad (2)$$

where β and ψ are the polar angles, $d\Gamma_\tau$ is the decay rate and Q^2 is the energy.

2.1 Experimental results

The BELLE Collaboration recently submitted a search for CP violation from NP using $\tau \rightarrow K_S^0 \pi \nu_\tau$ decays [11]. They measured A^{CP} in four bins of $W = m(K_S^0 \pi)$

$$A^{CP} \simeq \frac{\langle \cos \beta \cos \psi \rangle_{\tau^-}}{1 - f_b^-} - \frac{\langle \cos \beta \cos \psi \rangle_{\tau^+}}{1 - f_b^+}, \quad (3)$$

where f_b^\pm is the fraction of background evaluated from studies on Monte Carlo. The background contributions are shown in Fig. 1. In the same figure, the asymmetry parameter measured in bins of W is shown.

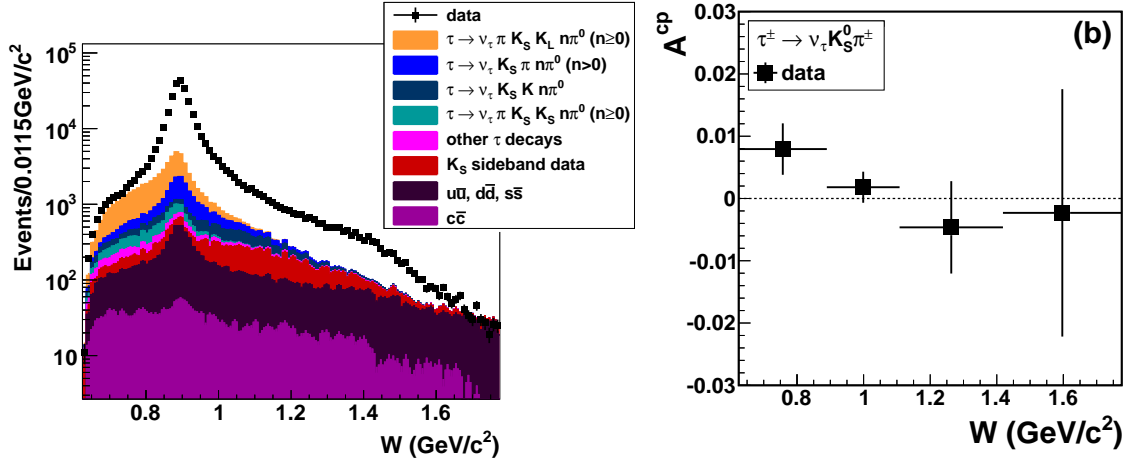


Figure 1: The background contributions estimated from Monte Carlo (left) and the measured asymmetry parameters in bins of W (right).

As can be observed from the figure, A^{CP} is consistent to zero for each bin, except for the lower mass one, where a 1.9σ deviation is found. From this measurement a limit on the amplitude of $\Im(\eta_S)$ can be set: $|\Im(\eta_S)| < (0.012 - 0.026)@90\% C.L.$, that improves of an order of magnitude the previous result from CLEO [12].

3 CP violation in D decays

The *BABAR* and *BELLE* experiments are now allowed to probe CP violation in charm decays with sensitivity of the order of 10^{-3} , the same order of magnitude of the higher SM expectations. In the mean time, NP can contribute up to the percent level, making it clearly distinguishable from SM. Among the others, the NP models that introduce CP violation through one-loop processes, such as QCD penguins and dipole operators, or flavor changing neutral currents in supersymmetric flavor models, are the most probable to show the large effect, if present [13, 14].

Similarly to what observed before, the presence of the K_s^0 in the final state introduces a further CP violation asymmetry of about 0.3% due to interference between K^0 - \bar{K}^0 mixing and K_L^0 CP violation. This effect needs to be taken into account when discussing the final result.

3.1 Direct CP violation measurements

The more intuitive way to measure CP violation is to directly compare the D and \bar{D} decay rates

$$A_{CP}^{\text{rec}} = \frac{\Gamma_D - \Gamma_{\bar{D}}}{\Gamma_D + \Gamma_{\bar{D}}}. \quad (4)$$

However, this observable does not provide a valid measurement of CP violation. In asymmetric detectors, like *BABAR* and *BELLE*, one indeed needs to consider the effect of forward-backward asymmetry (A_{FB}) generated by the interference between the electro-weak and the electro-magnetic $e^+e^- \rightarrow c\bar{c}$ production processes [15]. This effect is a function of the cosine of the $c\bar{c}$ production polar angle.

Another trivial source of asymmetry is generated by the different interaction between particles and the detector (A_ϵ). Oppositely charged particles have indeed different cross-section when reacting to the same detector material. If the final state does not have the same number of particles and anti-particles, this effect can influence the asymmetry.

In the end, the general expression to describe the CP violating asymmetry observable shown in Eq. 4 is

$$A_{CP}^{\text{rec}} = A_{CP} + A_{FB} + A_\epsilon. \quad (5)$$

One then needs to isolate A_{FB} and A_ϵ in order to measure the CP violating observable A_{CP} .

The first search of this kind in $D_{(s)}^+$ decays involving a K_s^0 has been made by *BELLE* [16], that analyzed $D_{(s)}^+ \rightarrow K_s^0 \pi^+$ and $D_{(s)}^+ \rightarrow K_s^0 K^+$ decays. When studying $D_{(s)}^+ \rightarrow K_s^0 \pi^+$ decays, the contribution of A_{FB} and $A_\epsilon^{\pi^+}$ is evaluated from a control sample of $D_s^+ \rightarrow \phi \pi^+$. The control sample has been subtracted bin per bin into the phase space of p_π^{lab} , $\cos \theta_\pi^{\text{lab}}$ and $\cos \theta_D^{\text{CMS}}$, that are the momentum and the cosine of the polar angle of the pion in the laboratory frame and the cosine of the polar angle of the D meson in the center-of-mass frame, respectively. After weighting (integrating for D_s^+) on the phase space, the CP violation parameter for $D_{(s)}^+ \rightarrow K_s^0 \pi^+$ is

$$A_{CP}^{D^+ \rightarrow K_s^0 \pi^+} = (-0.71 \pm 0.26 \pm 0.20)\%, \quad (6)$$

$$A_{CP}^{D_s^+ \rightarrow K_s^0 \pi^+} = (+5.45 \pm 2.50 \pm 0.33)\%, \quad (7)$$

consistent with the SM expectations of -0.3%.

In the $D_{(s)}^+ \rightarrow K_S^0 K^+$ analysis, one needs to correct for the K^+ reconstruction asymmetry, but there are no control samples that allow to evaluate A_{FB} and $A_\epsilon^{K^+}$ at the same time. The solution is to evaluate first $A_\epsilon^{K^+}$ as the difference between $A_{\text{rec}}^{D^0 \rightarrow K^- \pi^+}$ and $A_{\text{rec}}^{D_s^+ \rightarrow \phi \pi^+}$, then the two remaining contributions to A_{CP}^{rec} , A_{CP} and A_{FB} , are separated by considering that the former is even respect to $\cos \theta_D^*$, while the latter is odd

$$A_{CP}(\cos \theta_D^*) = \frac{A_{\text{rec}}^{\text{corr}}(|\cos \theta_D^*|) + A_{\text{rec}}^{\text{corr}}(-|\cos \theta_D^*|)}{2}, \quad (8)$$

$$A_{FB}(\cos \theta_D^*) = \frac{A_{\text{rec}}^{\text{corr}}(|\cos \theta_D^*|) - A_{\text{rec}}^{\text{corr}}(-|\cos \theta_D^*|)}{2}. \quad (9)$$

A weighted average on five bins of $|\cos \theta_D^*|$ gives

$$A_{CP}^{D^+ \rightarrow K_S^0 K^+} = (-0.16 \pm 0.58 \pm 0.25)\%, \quad (10)$$

$$A_{CP}^{D_s^+ \rightarrow K_S^0 K^+} = (+0.12 \pm 0.36 \pm 0.22)\%, \quad (11)$$

consistent to the SM expectations.

The *BABAR* Collaboration slightly improved the technique in the analysis of $D^+ \rightarrow K_S^0 \pi^+$ decays [17]. The A_ϵ^π is here measured using a control sample of $B\bar{B}$ decays and mapping the pion reconstruction efficiency in bins of pion momentum and its polar angle in the laboratory frame. This procedure has found to produce a bias of +0.05% to A_{CP} that has been included in the systematics. The improvement given by this technique is that the systematic error is limited to 0.1%, that is actually the best result for a CP violation analysis of D meson decays.

The asymmetry parameters, A_{CP} and A_{FB} are measured using Eq. 8 and 9, with the results shown in Fig. 2.

The measurement of the CP violating asymmetry is made averaging on the five bins of $|\cos \theta_D^*|$ and gives

$$A_{CP}^{D^+ \rightarrow K_S^0 \pi^+} = (-0.44 \pm 0.13 \pm 0.10)\%, \quad (12)$$

consistent to 0 at 2.7σ and to the SM prediction of -0.3%.

Recently, also *BELLE* Collaboration managed to reduce the systematic error of this kind of analysis to the 0.1% level. They measured the CP violation parameter in $D^0 \rightarrow K_S^0 P^0$ ($P^0 = \pi, \eta, \eta'$). In the same analysis, an indirect measurement of SM CP violation from mixing and interference is provided. The CP violation parameter is evaluated from the asymmetry between D^{*+} and D^{*-} decays they reconstruct from $D^0 \pi^+$. In order to isolate the CP violation parameter, they evaluate the asymmetry introduced by the soft pion reconstruction ($A_{\pi_s}^{\text{rec}}$) using a control sample of tagged and untagged $D^0 \rightarrow K^- \pi^+$ events and evaluate $A_{\pi_s}^{\text{rec}} = A_{\text{tagged}}^{\text{rec}} - A_{\text{untagged}}^{\text{rec}}$. They separate

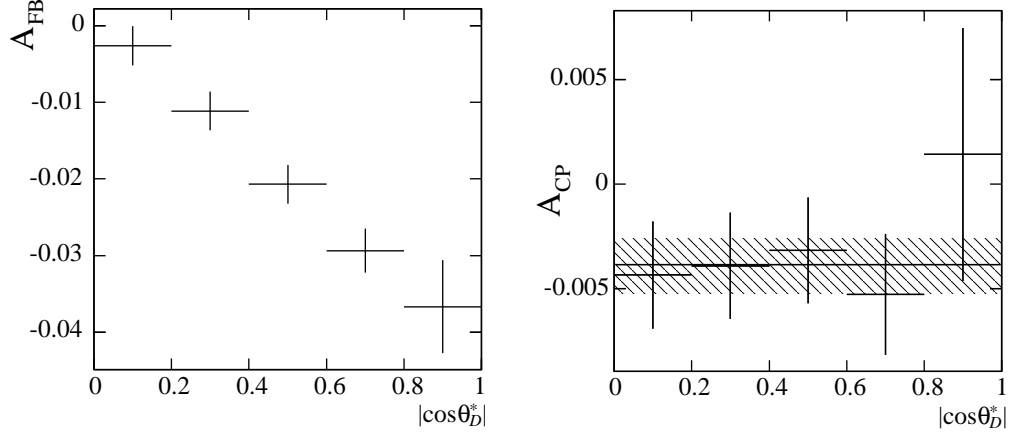


Figure 2: The forward-backward asymmetry A_{FB} (left) and the CP violating asymmetry A_{CP} (right) in bins of $|\cos \theta_D^*|$. The shaded area in the left end plot represents the averaged value of A_{CP} including a $\pm 1\sigma$ error.

CP violation from forward-backward asymmetry using Eq. 9 and obtain the following results:

$$A_{CP}^{D^0 \rightarrow K_S^0 \pi} = (-0.28 \pm 0.19 \pm 0.10)\%, \quad (13)$$

$$A_{CP}^{D^0 \rightarrow K_S^0 \eta} = (+0.54 \pm 0.51 \pm 0.16)\%, \quad (14)$$

$$A_{CP}^{D^0 \rightarrow K_S^0 \eta'} = (+0.98 \pm 0.67 \pm 0.14)\%. \quad (15)$$

Finally, they use the result on $A_{CP}^{D^0 \rightarrow K_S^0 \pi}$ to test for indirect CP asymmetry universality:

$$a^{ind} = A_{CP}^{D^0 \rightarrow K_S^0 \pi} - A_{CP}^{K_S^0} = (+0.05 \pm 0.19 \pm 0.10)\%, \quad (16)$$

consistent to $-A_\Gamma = (-0.14 \pm 0.27)\%$, obtained from $D^0 \rightarrow K^+ K^-$ and $D^0 \rightarrow \pi^+ \pi^-$ measurements [18].

3.2 Measuring CP violation using T -odd correlations

CP violation can be measured indirectly using T -odd correlations. The presence of a T -odd correlation indicates T violation and, assuming the validity of CPT invariance, CP violation can be inferred. An observable for T -odd correlation can be easily built in four-body decays using the momentum of the particles in their mother's rest frame [19]. In the case of D decays, the suitable final states for such an analysis are $D^0 \rightarrow K^+ K^- \pi^+ \pi^-$ [20] and $D_{(s)}^+ \rightarrow K^+ K_S^0 \pi^+ \pi^-$ [21].

In both the two cases, the T -odd correlation observable can be written as

$$C_T = \vec{p}_{K^+} \cdot (\vec{p}_{\pi^+} \times \vec{p}_{\pi^-}), \quad (17)$$

and the T -odd correlation is found when the asymmetry

$$A_T = \frac{\Gamma_D(C_T > 0) - \Gamma_D(C_T < 0)}{\Gamma_D(C_T > 0) + \Gamma_D(C_T < 0)} \neq 0. \quad (18)$$

However this is not yet a signal for T , since Final State Interaction (FSI) may produce the asymmetry [22]. A simple solution is to measure the asymmetry parameter on the charged-conjugate decay and measure

$$\mathcal{A}_T = \frac{1}{2} (A_T - \overline{A}_T), \quad (19)$$

that is an asymmetry that characterizes T violation in the weak decay process.

Recently, *BABAR* submitted the measurements of this asymmetry in D^+ and D_s^+ decays to the final state $K^+ K_s^0 \pi^+ \pi^-$ [21]. The analysis considered inclusive D decays, selected by means of particle identification, kinematic vertex fit and a likelihood ratio. The four datasets obtained by separating the sample depending on D charge and $C_T(\overline{C}_T)$ value are fitted simultaneously to measure the asymmetry parameters for D^+ and D_s^+ , respectively.

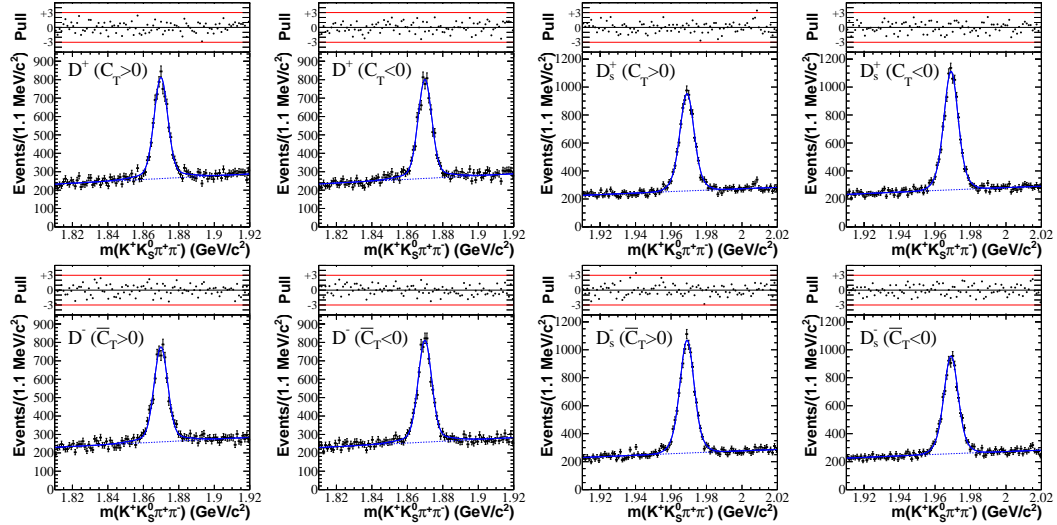


Figure 3: The fit results for D^+ (left) and D_s^+ (right) decays, projected on the four subsamples separated using charge and C_T (\overline{C}_T) value.

The results of the fits are shown in Fig. 3 and give

$$\begin{aligned} A_T(D^+) &= (+11.2 \pm 14.1_{\text{stat}} \pm 5.7_{\text{syst}}) \times 10^{-3}, \\ \overline{A}_T(D^-) &= (+35.1 \pm 14.3_{\text{stat}} \pm 7.2_{\text{syst}}) \times 10^{-3}, \end{aligned} \quad (20)$$

and

$$\begin{aligned} A_T(D_s^+) &= (-99.2 \pm 10.7_{\text{stat}} \pm 8.3_{\text{syst}}) \times 10^{-3}, \\ \overline{A}_T(D_s^-) &= (-72.1 \pm 10.9_{\text{stat}} \pm 10.7_{\text{syst}}) \times 10^{-3}. \end{aligned} \quad (21)$$

Using Eq. (19) we obtain the T violation parameter values:

$$\mathcal{A}_T(D^+) = (-12.0 \pm 10.0_{\text{stat}} \pm 4.6_{\text{syst}}) \times 10^{-3} \quad (22)$$

and

$$\mathcal{A}_T(D_s^+) = (-13.6 \pm 7.7_{\text{stat}} \pm 3.4_{\text{syst}}) \times 10^{-3}. \quad (23)$$

It can be noticed that the effect of FSI is larger for D_s^+ rather than D^+ decays. Such an effect is studied in detail in [23]. However, the T violation parameter is consistent to zero within the errors for both the two decay modes.

4 Conclusion

The search for CP violation in the charm sector has explored many channels and different approaches. In the last years a vivid interest on this topic resulted into the publication of many new results. We have reached the limit of the B factories, obtaining sensitivities of 10^{-3} , but the CP violation from $c \rightarrow s$ transition did not show up yet, neither from SM or NP. The new high-luminosity machines can light on this topic, providing new limits for CP violation in charm decays or even a measurement. We then strongly suggest to perform similar analysis at LHCb and to include them in the physics program of the next high-luminosity B factories (SuperB and Super KEK-B).

References

- [1] N. Cabibbo, Phys. Rev. Lett. **10**, 531 (1963); M. Kobayashi and T. Maskawa, Prog. Theor. Phys. **49**, 652 (1973).
- [2] J. H. Christenson et al., Phys. Rev. Lett. **13**, 138 (1964).
- [3] B. Aubert *et al.* [BABAR Collaboration], Phys. Rev. Lett. **87** 091801 (2001).
- [4] K. Abe *et al.* [BELLE Collaboration], Phys. Rev. Lett. **87** 091802 (2001).
- [5] I. I. Y. Bigi, A. I. Sanda, Camb. Monogr. Part. Phys. Nucl. Phys. Cosmol. **9** (2000).

- [6] A. D. Sakharov, Pisma Zh. Eksp. Teor. Fiz. **5** 32 (1967).
- [7] I. Bigi and A. Sanda, Phys. Lett. B **625**, 47 (2005).
- [8] Kuhn and Mirkes, Phys. Lett. B **398**, 407 (1997).
- [9] S. Weinberg, Phys. Rev. Lett. **37**, 657 (1976).
- [10] Y. Grossman, Nucl. Phys. B **426**, 355 (1994).
- [11] M. Bischofberger *et al.* [BELLE Collaboration], submitted to Phys. Rev. Lett., arXiv:hep-ex/1101.0349.
- [12] G. Bonvicini *et al.* [CLEO Collaboration], Phys. Rev. Lett. **88** 111803 (2002).
- [13] Y. Grossman, A. L. Kagan, Y. Nir, Phys. Rev. **D75**, 036008 (2007).
- [14] F. Buccella, M. Lusignoli, G. Miele, A. Pugliese, P. Santorelli, Phys. Rev. **D51**, 3478 (1995).
- [15] F. Halzen, A. D. Martin, “Quarks And Leptons: An Introductory Course In Modern Particle Physics,” New York, Usa: Wiley (1984).
- [16] B. R. Ko *et al.* [BELLE Collaboration], Phys. Rev. Lett. **104**, 181602 (2010).
- [17] P. del Amo Sanchez, *et al.* [BABAR Collaboration], Phys. Rev. **D83**, 071103 (2011).
- [18] K. Nakamura (Particle Data Group), J. Phys. G **37**, 075021 (2010).
- [19] I. I. Bigi, *Proceedings of KAON2001: International Conference on CP violation*, Pisa, Italy, 12-17 Jun 2001, p.417 (hep-ph/0107102).
- [20] P. del Amo Sanchez *et al.* [BABAR Collaboration], Phys. Rev. D **81**, 111103 (2010).
- [21] J. P. Lees *et al.* [BABAR Collaboration], Phys. Rev. D **84**, 031103 (2011).
- [22] I. I. Bigi and H.-B. Li, Int. J. Mod. Phys. A **24S1**, 657 (2009).
- [23] M. Gronau, J. L. Rosner, submitted to Phys. Rev. D, arXiv:hep-ph/1107.1232.