

LHCb-PROC-2011-043
February 18, 2022

γ/ϕ_3 at hadron colliders

MARIE-HÉLÈNE SCHUNE (LHCb) FOR THE CDF AND LHCb COLLABORATIONS

LAL, Université Paris-Sud, CNRS/IN2P3, 91898 Orsay, France

Abstract

In the first part of the document I describe in a general way the γ/ϕ_3 extraction and compare the experimental environments. I then switch to the available results from the CDF experiment. In the third part I present early results from the LHCb experiment, which are promising first steps on the way to a future γ/ϕ_3 measurement.

PRESENTED AT

The Ninth International Conference on
Flavor Physics and CP Violation
(FPCP 2011)
Maale Hachamisha, Israel, May 23–27, 2011

1 Introduction

Since its first observation in K_L^0 decays [1], CPV has been observed and studied in several K and B meson decay modes [2]. In the standard model of particle physics (SM) CP violation in the quark sector of the weak interactions arises from a single irreducible phase in the Cabibbo-Kobayashi-Maskawa (CKM) matrix [3] that describes the mixing of the quarks.

$$V_{\text{CKM}} = \begin{pmatrix} V_{ud} & V_{us} & V_{ub} \\ V_{cd} & V_{cs} & V_{cb} \\ V_{td} & V_{ts} & V_{tb} \end{pmatrix} \quad (1)$$

There is no theoretical predictions for the different values of the matrix elements which thus need to be determined experimentally. In fact the various CKM matrix elements are rather different in size. This strong hierarchy is clearly visible using the improved Wolfenstein parametrization which is an expansion in power of λ :

$$V_{\text{CKM}} = \begin{pmatrix} 1 - \frac{\lambda^2}{2} - \frac{\lambda^4}{8} & \lambda & A\lambda^3(\rho - i\eta) \\ -\lambda + \frac{A\lambda^5}{2}(1 - 2\rho) - iA^2\lambda^5\eta & 1 - \frac{\lambda^2}{2} - \lambda^4(\frac{1}{8} + \frac{A^2}{2}) & A\lambda^2 \\ A\lambda^3(1 - (1 - \frac{\lambda^2}{2})(\rho + i\eta)) & -A\lambda^2(1 - \frac{\lambda^2}{2})(1 + \lambda^2(\rho + i\eta)) & 1 - \frac{A^2\lambda^2}{2} \end{pmatrix} + \mathcal{O}(\lambda^6) \quad (2)$$

with $\lambda = s_{12} \simeq 0.22$. The λ, A, ρ and η parameters are known with different accuracies : λ is known to about 0.5 %, A to about 2%, η to about 5% and ρ only to 15 to 20 %*.

The unitarity of the CKM matrix imposes a set of relations among its elements, including the condition $V_{ud}V_{ub}^* + V_{cd}V_{cb}^* + V_{td}V_{tb}^* = 0$ which defines a triangle in the complex plane, shown in Fig. 1. Many measurements can be conveniently displayed and compared as constraints on sides and angles of this triangle. CP violation is proportional to the area of the unitarity triangle and therefore it requires that all sides and angles be different from zero. The angle $\gamma \equiv \phi_3 = \arg(-V_{ud}V_{ub}^*/V_{cd}V_{cb}^*)$ is the least precisely known [4]. For accurate amplitude predictions from the Standard Model, the four parameters of the CKM mass mixing matrix, in particular $\bar{\rho}$ and $\bar{\eta}$, must be measured precisely. Furthermore, this must be done in a way that the extracted parameters are not affected by possible new physics contributions, i.e. done only with the quantities related to tree diagrams. One of the most promising ways is to combine the measurement of $|V_{ub}/V_{cb}|$ via semileptonic decays of the B meson, which depends on $\sqrt{\bar{\rho}^2 + \bar{\eta}^2}$, and CP violation in $B \rightarrow DK$ decays, which gives $\arctan(\bar{\eta}/\bar{\rho})$ (the angle γ/ϕ_3 of the unitarity triangle).

Different approaches have been used to measure the angle γ (or ϕ_3) of the unitarity triangle. They exploit the interference between $b \rightarrow c$ and $b \rightarrow u$ transitions. Up

*In several cases one uses the variables $\bar{\rho}$ and $\bar{\eta}$ $\bar{\rho} = \rho(1 - \lambda^2/2)$ and $\bar{\eta} = \eta(1 - \lambda^2/2)$

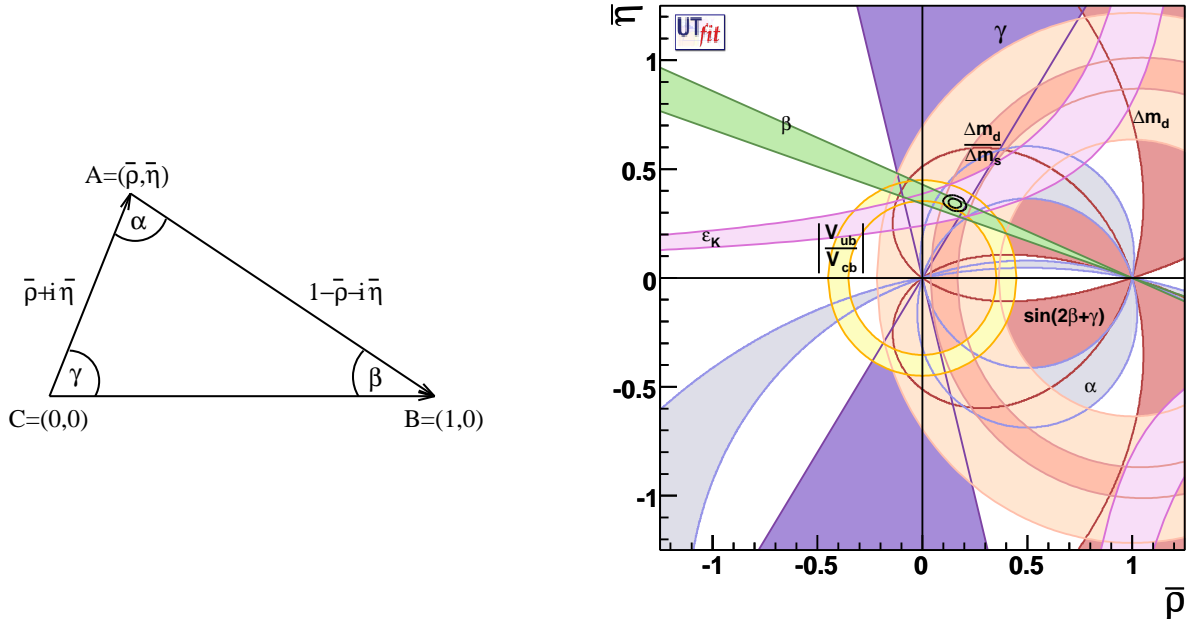


Figure 1: Left: Unitarity triangle in the $(\bar{\rho}, \bar{\eta})$ plane. $(1 - \bar{\rho} - i\bar{\eta})$ corresponds to $\frac{V_{td}}{\lambda V_{cb}}$ and $(\bar{\rho} + i\bar{\eta})$ to $\frac{V_{ub}^*}{\lambda V_{cb}}$. Right: experimental constraints in the $(\bar{\rho}, \bar{\eta})$ plane. The closed contours show the most probable region at 68 % and 95 % CL. The individual constraints (given at 95 % CL) are shown by the coloured regions.

to now, this has been achieved using decays of type $B \rightarrow D^0 K$ and $B \rightarrow \bar{D}^0 K$ with subsequent decays into final states accessible to both charmed meson and anti-meson[†]. They are classified in three main types:

The GLW method [5]: the D^0 meson decays into a CP final state

The ADS method [6]: the D^0 meson is reconstructed into the $K\pi$ final state, for the $b \rightarrow c$ (*resp.* $b \rightarrow u$) transitions the D^0 decay mode will be the Cabibbo suppressed: $D^0 \rightarrow K^+ \pi^-$ (*resp.* Cabibbo allowed: $D^0 \rightarrow K^- \pi^+$). In this way the magnitude of the two interfering amplitudes will not be too different.

The GGSZ method [7]: the D^0 final state is $K_S^0 \pi \pi$ which is accessible to both D^0 and \bar{D}^0 . This requires analysis of the D^0 Dalitz plot. This strategy can be seen as a mixture of the two previous ones, depending on the position in the Dalitz plot.

If one writes $A(B^- \rightarrow D^0 K^-) = A_c e^{i\delta_c}$, $A(B^- \rightarrow \bar{D}^0 K^-) = A_u e^{i\delta_u - \gamma}$, $A(D^0 \rightarrow f) = A_f e^{i\delta_f}$ and $A(\bar{D}^0 \rightarrow f) = A_{\bar{f}} e^{i\delta_{\bar{f}}}$ (f is a generic final state of the D meson) then it can be shown that :

$$\Gamma(B^- \rightarrow f_D K^-) = A_c^2 A_{\bar{f}}^2 \left(\frac{A_f^2}{A_{\bar{f}}^2} + r_B^2 + \frac{2r_B A_f}{A_{\bar{f}}} \Re(e^{i(\delta_B + \delta_D - \gamma)}) \right) \quad (3)$$

[†]In all this paper the mention of a decay will refer also to its charge-conjugate state, except explicitly stated.

where $r_B = A_u/A_c$, $\delta_B = \delta_u - \delta_c$ and $\delta_D = \delta_f - \delta_{\bar{f}}$. The rate for the charge conjugate process is obtained from Eq.3 replacing γ by $-\gamma$. The first measurements have been done by the B factories (BaBar and BELLE) which still have the most precise measurements. However, in both cases, the data taking period has ended and the γ/ϕ_3 angle is still not precisely measured. An important milestone has been achieved by the CDF experiment, operating at the Tevatron proton-antiproton collider, which has demonstrated that GLW or ADS analyses (see section 2) are possible in an hadronic environment. A summary of the experimental conditions and event yields in a representative decay mode is given in Tab. 1. Note also that with the LHCb experiment

Experiment	$\sigma_{b\bar{b}}$	$\sigma_{\text{inel}}/\sigma_{b\bar{b}}$	Integrated luminosity	$B^- \rightarrow (K^- \pi^+)_D K^-$ yield
BaBar	~ 1 nb	~ 4	425 fb^{-1}	~ 1940
BELLE	~ 1 nb	~ 4	700 fb^{-1}	~ 3400
CDF	$\sim 100 \mu\text{b}$	~ 1000	$\sim 10 \text{ fb}^{-1}$ full dataset	~ 1500 (5 fb^{-1})
LHCb	$\sim 290 \mu\text{b}$	~ 300	$\sim 1 \text{ fb}^{-1}$ (2011 expected)	~ 440 (0.035 fb^{-1})

Table 1: Summary of the various experimental conditions. For the Tevatron and LHCb the yields correspond to those of the analyses so far performed. The Cabibbo-allowed decay $B^- \rightarrow (K^- \pi^+)_D K^-$ provides an estimate of the selection and trigger efficiencies for the various detectors.

it will also be possible to measure γ/ϕ_3 in a $B_s^0 \rightarrow D_s^+ K$ time dependent analysis, thanks to the large B_s^0 sample, excellent proper time resolution and particle identification capabilities of the experiment. These proceedings are organized as follow: after having shown the available results from CDF, which will allow me to present in more details the GLW and ADS methods, I will switch to LHCb results. Indeed, even if LHCb is not yet able to perform γ/ϕ_3 measurements with the very little integrated lumi collected in 2010, some encouraging results are already available.

2 CDF results

2.1 GLW measurements

In the method proposed by GLW the D^0 meson is reconstructed to CP eigenstate final states. Due to the high background level at hadronic colliders the CP=-1 (e.g. $K_S^0 \pi^0$) modes are not accessible and in fact only the CP=+1 $K^+ K^-$ D^0 final state has been used. Using a CP=+1 final state for the D meson leads to a simplified form for Eq.3 using $\delta_D = 0$ and $\frac{A_f}{A_{\bar{f}}} = 1$:

$$\Gamma(B^- \rightarrow f_{CP+} K^-) = A_c^2 A_{f_{CP+}}^2 \left(1 + r_B^2 + r_B \cos(\delta_B - \gamma)\right) \quad (4)$$

If CP=-1 final states could be reconstructed the formula would be similar except a - sign in front of the cosine term. From Eq.4 one can derive the asymmetries which are experimentally measured:

$$A_{CP+} = \frac{\Gamma(B^- \rightarrow f_{CP+}K^-) - \Gamma(B^+ \rightarrow f_{CP+}K^+)}{\Gamma(B^- \rightarrow f_{CP+}K^-) + \Gamma(B^+ \rightarrow f_{CP+}K^+)} = \frac{2r_B \sin \delta_B \sin \gamma}{1 + r_B^2 + 2r_B \cos \delta_B \cos \gamma} \quad (5)$$

$$R_{CP+} = \frac{\Gamma(B^- \rightarrow f_{CP+}K^-) + \Gamma(B^+ \rightarrow f_{CP+}K^+)}{\Gamma(B^- \rightarrow D^0 K^-) + \Gamma(B^+ \rightarrow \bar{D}^0 K^+)} = 1 + r_B^2 + 2r_B \cos \delta_B \cos \gamma \quad (6)$$

in case of a CP=-1 D meson final state one would have:

$$A_{CP-} = \frac{-2r_B \sin \delta_B \sin \gamma}{1 + r_B^2 - 2r_B \cos \delta_B \cos \gamma} R_{CP-} = 1 + r_B^2 - 2r_B \cos \delta_B \cos \gamma \quad (7)$$

It should be noted that only 3 of these 4 ratios are independent while there are 3 unknowns. In addition, due to the formulae themselves there is an 8-fold ambiguity. In summary, the GLW measurements have a poor constraining power on γ/ϕ_3 when they are considered alone. However, they generally improve the knowledge of r_B , γ/ϕ_3 and δ_B when combined with other methods (for example the ADS method). The CDF collaboration has performed an analysis [8] on a sample collected by the upgraded CDF detector corresponding to an integrated luminosity of $\sim 1 \text{ fb}^{-1}$. Both $B^- \rightarrow D^0 K^-$ and $B^- \rightarrow D^0 \pi^-$ decay modes are reconstructed and the D^0 in the $K^- \pi^+$ flavour final state and the two CP=+1 final states $K^+ K^-$ and $\pi^+ \pi^-$. The $B^- \rightarrow D^0 \pi^-$ modes are much more abundant than the $B^- \rightarrow D^0 K^-$ and provide useful constraints in the fit. An unbinned maximum likelihood fit which combines invariant B mass assuming that the bachelor track is a pion, momenta, and Particle IDentification (PID) information obtained from dE/dx measurement for all three modes of interest is performed simultaneously. The measured yields are given in Tab. 2 and the final ratios are:

$$\frac{\Gamma(B^- \rightarrow D^0 K^-) + \Gamma(B^+ \rightarrow \bar{D}^0 K^+)}{\Gamma(B^- \rightarrow D^0 \pi^-) + \Gamma(B^+ \rightarrow \bar{D}^0 \pi^+)} = 0.0745 \pm 0.0043(\text{stat.}) \pm 0.0045(\text{syst.}) \quad (8)$$

$$R_{CP+} = \frac{\Gamma(B^- \rightarrow f_{CP+}K^-) + \Gamma(B^+ \rightarrow f_{CP+}K^+)}{\Gamma(B^- \rightarrow D^0 K^-)} = 1.30 \pm 0.24(\text{stat.}) \pm 0.12(\text{syst.}) \quad (9)$$

$$A_{CP+} = \frac{\Gamma(B^- \rightarrow f_{CP+}K^-) - \Gamma(B^+ \rightarrow f_{CP+}K^+)}{\Gamma(B^- \rightarrow f_{CP+}K^-) + \Gamma(B^+ \rightarrow f_{CP+}K^+)} = 0.39 \pm 0.17(\text{stat.}) \pm 0.04(\text{syst.}) \quad (10)$$

$$(11)$$

For all these three ratios, one of the main source of systematical uncertainty is the PID. Indeed the kaon pion separation is only at 1.5 standard deviation for a 2 GeV

	$B^+ \rightarrow DK^+$	$B^- \rightarrow DK^-$
$D \rightarrow K\pi$	250 ± 26	266 ± 27
$D \rightarrow KK$	22 ± 8	49 ± 11
$D \rightarrow \pi\pi$	6 ± 6	14 ± 6

Table 2: Summary of the measured yields in the CDF GLW analysis.

momentum track. Another source of systematical uncertainty is the handling of the combinatorial background and this will improve with a larger data sample. The CDF collaboration has now recorded more than 10 times more data ; this should allow them to perform a more accurate measurement in the future.

2.2 ADS measurements

The ADS measurement performed at the Tevatron collider by the CDF experiment [9] uses about 5 fb^{-1} . The D^0 meson is reconstructed using both the Cabibbo Favoured (CF) $D^0 \rightarrow K^-\pi^+$ (D_{CF}) and the Cabibbo Suppressed (CS) $D^0 \rightarrow K^+\pi^-$ (D_{CS}) modes. The analysis strategy is similar to the one developed for the GLW measurement: not only the $B^- \rightarrow DK^-$ is reconstructed but also the $B^- \rightarrow D\pi^-$ decay mode. The cuts optimization is focused on finding an evidence of the $B^- \rightarrow D_{CS}\pi^-$ mode. Since the $B^- \rightarrow D_{CF}\pi^-$ mode has the same topology of the CS one, the cuts optimization is performed on the CF mode. The optimized cuts are those related to the flight of the D and B meson, the isolation of the B meson and PID. The fit is an unbinned maximum likelihood fit simultaneously performed on the CF and DCS modes and splitting the samples according to the B charge. It uses two discriminating variables: the B mass (assuming a pion mass for the bachelor track) and the PID information for the bachelor track. The projection on the B mass for (CS) decays is shown in Figs. 2. The fitted yields can be translated into asymmetries both for the $B^- \rightarrow D^0K^-$ and $B^- \rightarrow D^0\pi^-$ decay modes.

$$\begin{aligned}
R_{ADS}(\pi) &= \frac{\Gamma(B^- \rightarrow D_{CS}\pi^-) + \Gamma(B^+ \rightarrow D_{CS}\pi^+)}{\Gamma(B^- \rightarrow D_{CF}\pi^-) + \Gamma(B^+ \rightarrow D_{CF}\pi^+)} = (4.1 \pm 0.8(stat.) \pm 0.4(syst.)) \cdot 10^{-3} \\
R_{ADS}(K) &= \frac{\Gamma(B^- \rightarrow D_{CS}K^-) + \Gamma(B^+ \rightarrow D_{CS}K^+)}{\Gamma(B^- \rightarrow D_{CF}K^-) + \Gamma(B^+ \rightarrow D_{CF}K^+)} = (22.5 \pm 8.4(stat.) \pm 7.9(syst.)) \cdot 10^{-3} \\
A_{ADS}(\pi) &= \frac{\Gamma(B^- \rightarrow D_{CS}\pi^-) - \Gamma(B^+ \rightarrow D_{CS}\pi^+)}{\Gamma(B^- \rightarrow D_{CS}\pi^-) + \Gamma(B^+ \rightarrow D_{CS}\pi^+)} = 0.22 \pm 0.18(stat.) \pm 0.06(syst.) \\
A_{ADS}(K) &= \frac{\Gamma(B^- \rightarrow D_{CS}K^-) - \Gamma(B^+ \rightarrow D_{CS}K^+)}{\Gamma(B^- \rightarrow D_{CS}K^-) + \Gamma(B^+ \rightarrow D_{CS}K^+)} = -0.63 \pm 0.40(stat.) \pm 0.23(syst.)
\end{aligned}$$

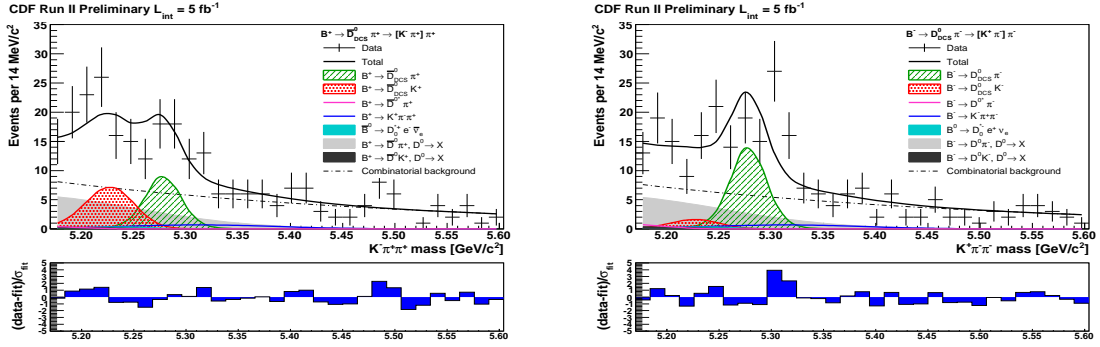


Figure 2: Fit projection onto the $D^0\pi$ variable for the doubly Cabibbo-suppressed mode, positive charges (left) and negative charges (right).

These results are in agreement with B-factories measurements [10] and the precision is similar to the one obtained by the BaBar collaboration.

3 LHCb results

From the two measurements described above, the CDF collaboration has proven that B physics with pure hadronic decays is also accessible to hadron colliders experiments. At the time of FPCP conference the LHCb collaboration had only presented results based on 2010 data ($\sim 36 \text{ pb}^{-1}$)[‡]. I will present some measurements made using decays similar to the ones used for γ/ϕ_3 .

3.1 LHCb performances

Despite the fact that the LHCb detector has been taking data for only one year, the experimental attributes critical for the γ/ϕ_3 analysis are already demonstrating a performance adequate for the measurement. These attributes include the hadronic trigger, the displaced vertices reconstruction and the PID for charged hadrons. LHCb operates a two-level trigger system: a hardware trigger (L0) and a software implemented High Level Trigger (HLT). The L0 trigger provided by the ECAL, MUON, and HCAL information reduces the visible interaction rate from 10 MHz to 1 MHz ; the HLT reduces the trigger rate further to 2 kHz. During the 2010 data taking period, several trigger configurations were used both for the L0 and the HLT in order to cope with the varying beam conditions. For the hadronic trigger the threshold was set to 3.6 GeV of transverse momentum for most of the data. The HLT confirms the L0 information using tracking data and adds some transverse momentum and impact

[‡]More than 10 times more data is already on tape at the time of writing these proceedings

parameter requirements. The L0 efficiency was of the order of 50% for our channels while the HLT one was more of the order of 80%. Note however that triggering is also possible on tracks from the other B decay present in the event. The impact parameter resolution for tracks with large transverse momentum is of the order of $15\ \mu m$ and the resolution on the primary vertex reconstruction is of the order of $15\ \mu m$ in the transverse plane and $75\ \mu m$ along the beam axis. At LHC, due to the large center of mass energy the B flies on average 1 cm before decaying. Finally, the PID performances as a function of the track momentum, are measured on data using the K and π from the D^0 decay originating from the decay of a D^* with kinematical properties similar to our signal. On average, the kaon efficiency is of the order of 95% for a pion contamination of 7%.

3.2 First signal yields for $B^- \rightarrow D^0 K^-$ decays

Using 2010 data ($\sim 36\ \text{pb}^{-1}$), the LHCb experiment has been able to extract clean samples of both $B^- \rightarrow D^0 K^-$ and $B^- \rightarrow D^0 \pi^-$ decay modes. The good PID performances and impact parameter resolution are of critical importance for the signal extraction from the large hadronic background. The rescaled yields per fb^{-1} are summarized in Tab 3 for LHCb and CDF. From these numbers, it is clear that the results expected for the summer conferences from LHCb should be competitive with those from CDF presented at this conference.

	CDF	LHCb
$B^\pm \rightarrow (K\pi)_D \pi^\pm$	$\sim 3.5\text{k}$	$\sim 223\text{k}$
$B^\pm \rightarrow (K\pi)_D K^\pm$	$\sim 0.3\text{k}$	$\sim 12.6\text{k}$
$B^\pm \rightarrow (KK)_D \pi^\pm$	$\sim 0.8\text{k}$	$\sim 28.6\text{k}$

Table 3: Comparison of the measured yields rescaled to an integrated luminosity of $1\ \text{fb}^{-1}$. The choice is made to give numbers only for the modes studied in the 2010 data set by LHCb.

3.3 First observation of the decay $\overline{B}_s \rightarrow D^0 K^{*0}$

Another promising way to measure γ/ϕ_3 is to use the $B_d \rightarrow DK^{*0}$ decay mode where D represents an admixture of D^0 and \overline{D}^0 mesons. Although the channel involves the decay of a neutral B meson, the final state is self-tagging so that a time-dependent analysis is not required. Since both the CKM favoured and suppressed decays are also colour suppressed, the branching fractions are smaller than the equivalent charged $B^\pm \rightarrow DK^\pm$ decays, but exhibit an enhanced interference. The Cabibbo-allowed B_s decays, $\overline{B}_s \rightarrow D^0 K^{*0}$ and $\overline{B}_s \rightarrow D^{*0} K^{*0}$, potentially cause a significant background

to the Cabibbo-suppressed $B_d \rightarrow D^0 K^{*0}$ decay. Moreover, the expected size of this background is unknown, since the $\overline{B}_s \rightarrow D^{(*)0} K^{*0}$ decay has not yet been observed. In addition, a measurement of the branching fraction of $\overline{B}_s \rightarrow D^0 K^{*0}$ is of interest as a probe of SU(3) breaking in colour suppressed $B \rightarrow D^0 V^0$ decays. The detailed study of $\overline{B}_s \rightarrow D^0 K^{*0}$ is thus an important and interesting milestone towards the measurement of γ/ϕ_3 . The strategy of the analysis is to measure a ratio of branching fractions in which most of the potentially large systematic uncertainties cancel. The decay $B_d \rightarrow D^0 \rho^0$ for which about two to eight times more events are expected than for the $\overline{B}_s \rightarrow D^0 K^{*0}$ decay, is used as the normalisation channel. In both decay channels, the D^0 is reconstructed in the Cabibbo-favoured decay mode $D^0 \rightarrow K^- \pi^+$; the contribution from the doubly Cabibbo-suppressed decay is negligible. The main systematic uncertainties arise from the different particle identification requirements and the pollution of the $B_d \rightarrow D^0 \rho^0$ peak by $B_d \rightarrow D^0 \pi^+ \pi^-$ decays where the $\pi^+ \pi^-$ pairs do not originate from a ρ^0 resonance. In addition, the normalization of the B_s decay to a B_d decay suffers from a systematic uncertainty of the order of about 13 % due to the ratio of the fragmentation fractions $f_d/f_s = 3.71 \pm 0.47$. The $B_s \rightarrow D^0 K^{*0}$ signal peak obtained on 2010 data is shown on Fig. 3.

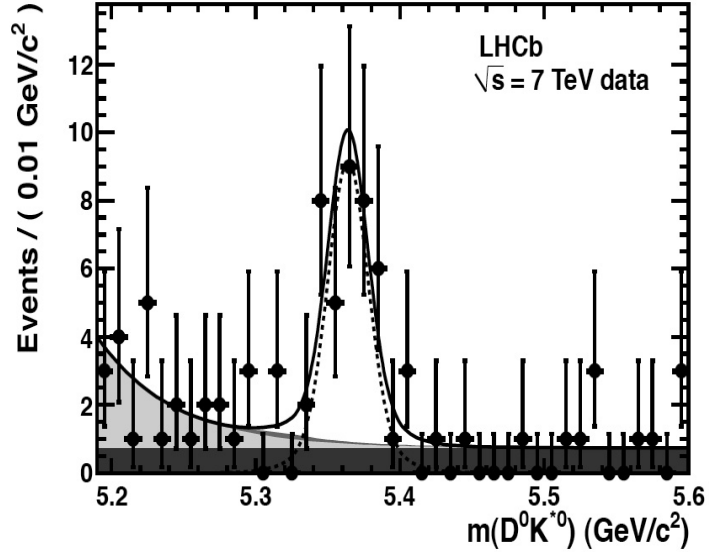


Figure 3: Invariant mass distribution for the $\overline{B}_s^0 \rightarrow D^0 K^{*0}$ decay mode with the fit superimposed. The black points correspond to the data and the fit result is represented as a solid line. The signal is fitted with a double Gaussian (dashed line), the partially reconstructed with an exponential function (light grey area), the combinatorial background with a flat distribution (dark grey area) and the cross-feed from $\overline{B}^0 \rightarrow D^0 \rho^0$ (intermediate grey area).

A clear signal of 35.5 ± 6.9 $\bar{B}_s^0 \rightarrow D^0 K^{*0}$ events is observed for the first time. The probability of the background fluctuating to form the B_s^0 signal corresponds to approximately nine standard deviations, as determined from the change in twice the natural logarithm of the likelihood of the fit without signal. Although this significance includes the statistical uncertainty only, the conclusion is unchanged if the small sources of systematic error that affect the yields are included. The branching ratio for this decay is measured relative to that for $\bar{B}^0 \rightarrow D^0 \rho^0$ to be

$$\frac{\text{BR}(\bar{B}_s^0 \rightarrow D^0 K^{*0})}{\text{BR}(\bar{B}^0 \rightarrow D^0 \rho^0)} = 1.39 \pm 0.31 \pm 0.17 \pm 0.18$$

where the first uncertainty is statistical, the second systematic and the third is due to the hadronisation fraction (f_d/f_s).

3.4 First observation of the decay $B_d \rightarrow D^0 K \pi \pi$

In order to better understand B decays and eventually add new modes for the γ/ϕ_3 measurement, the LHCb collaboration has studied various $B \rightarrow D 3h$ decays [12]. Among other signals, a clear peak of 122 ± 18 events is obtained for the $B_d \rightarrow D^0 K \pi \pi$ mode leading to a measurement of ratio of branching ratios :

$$\frac{\text{BR}(B_d \rightarrow D^0 K \pi \pi)}{\text{BR}(B_d \rightarrow D^0 \pi \pi \pi)} = 9.6 \pm 1.5 \pm 0.8$$

The signal plot is shown on Fig. 4.

3.5 Time dependent measurements

Information about γ/ϕ_3 can also be obtained by other means: time dependent measurements using the $B_s \rightarrow D_s K$ decay mode or 2-body charmless B events. The data collected in 2010 do not allow for such measurements. However the B_s mixing frequency has been measured as well its lifetime using the charmless decay $B_s \rightarrow K K$. More details are given in [13] and [14] and in Marta Calvi's contribution to these proceedings.

ACKNOWLEDGEMENTS

I would like to thank the FPCP organizers for this very nice conference with many interesting discussions, my LHCb colleagues as well as the CDF collaboration for providing the material discussed here. I am grateful to Aurélien Martens and Guy Wilkinson for their careful reading of these proceedings.

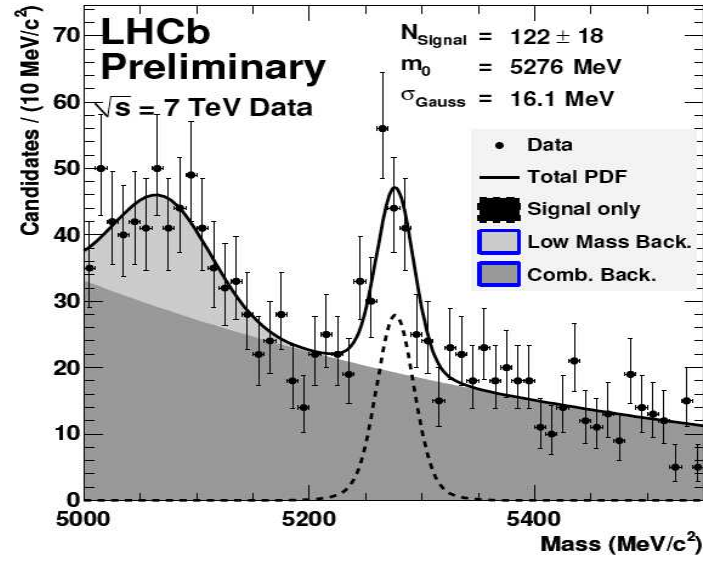


Figure 4: Invariant mass distribution for the $B_d \rightarrow D^0 K \pi \pi$ mode obtained on 2010 data. The black points correspond to the data and the fit result is represented as a solid line. The background is due to partially reconstructed events (the shape in light grey is taken from Monte-Carlo) and to combinatorial background (dark grey) modelled with a second order polynomial.

References

- [1] J. H. Christenson et al., Phys. Rev. Lett. 13, 138 (1964).
- [2] K. Nakamura et al. (Particle Data Group), J. Phys. G 37, 075021 (2010)
- [3] N. Cabibbo, Phys. Rev. Lett. 10, 531 (1963); M. Kobayashi and T. Maskawa, Prog. Theor. Phys. 49, 652 (1973).
- [4] CKMFitter collaboration :

http://www.slac.stanford.edu/xorg/ckmfitter/ckm_welcome.html

and UTfit collaboration :

<http://www.utfit.org/UTfit/>
- [5] M. Gronau and D. London, Phys. Lett. B **253**, 483 (1991), M. Gronau and D. Wyler, Phys. Lett. B **265**, 172 (1991).
- [6] D. Atwood, I. Dunietz and A. Soni, Phys. Rev. Lett. **78**, 3257 (1997), M. Gronau Phys. Lett. B **557**, 198 (2003).
- [7] A. Giri, Y. Grossman, A. Soffer and J. Zupan, Phys. Rev. D **68**, 054018 (2003).
- [8] The CDF collaboration, Phys. Rev. D **81**, 031105 (2010) .
- [9] The CDF collaboration, CDF public note 10309.
- [10] <http://www.slac.stanford.edu/xorg/hfag/>
- [11] The LHCb collaboration, LHCb-CONF-2011-008.
- [12] The LHCb collaboration, LHCb-CONF-2011-024.
- [13] The LHCb collaboration, LHCb-CONF-2011-005.
- [14] The LHCb collaboration, LHCb-CONF-2011-018.