

Ab initio investigation of FeAs/GaAs heterostructures for potential spintronic and superconducting applications

Sinéad M. Griffin*

*Materials Department, University of California, Santa Barbara, California 93106-5050, USA and
Department of Materials, ETH Zurich, Wolfgang-Pauli-Strasse 27, CH-8093 Zurich, Switzerland*

Nicola A. Spaldin†

Department of Materials, ETH Zurich, Wolfgang-Pauli-Strasse 27, CH-8093 Zurich, Switzerland

(Dated: February 18, 2022)

Ultra-thin FeAs is of interest both as the active component in the newly identified pnictide superconductors, and in spintronic applications at the interface between ferromagnetic Fe and semiconducting GaAs. Here we use first-principles density functional theory to investigate the properties of FeAs/GaAs heterostructures. We find that the Fermi surface is modified from that characteristic of the pnictide superconductors by interactions between the FeAs layer and the As atoms in the GaAs layers. Regardless of the number of FeAs layers, the Fe to As ratio, or the strain state, the lowest energy magnetic ordering is always antiferromagnetic, suggesting that such heterostructures are not promising spintronic systems, and offering an explanation for the failure of spin injection across Fe/GaAs interfaces.

I. INTRODUCTION

FeAs-based materials have attracted much attention in recent years, first due to their potential as magnetic semiconducting systems^{1–5}, and more recently for their unexpected high- T_c superconductivity⁶.

Magnetic semiconducting systems are of interest because they could in principle enable so-called “spintronic” devices that exploit the spin degree of freedom of the electron as well as its charge⁷. One route to spintronic behavior is through hybrid structures, in which magnetic metals are used to inject spin-polarized electrons into semiconductors⁸. Here the Fe/GaAs system is particularly appealing because of the high ferromagnetic Curie temperature of Fe, the well-established semiconducting properties of GaAs, and the close lattice match between body-centered cubic Fe and zincblende GaAs. However spin injection in Fe/GaAs has not yet proven successful⁹. One possible reason for this is the formation of other phases at the interface; indeed FeAs and Fe₂As have both been reported experimentally^{10–13}, and *ab initio* calculations suggest that Fe penetrates the GaAs lattice, breaking the Ga-As bonds in favor of Fe-As and elemental Ga¹⁴.

The recent and entirely unanticipated discovery of superconductivity at ~ 50 K in layered rare earth oxide / iron arsenide compounds has generated tremendous excitement within the condensed matter community^{15,16}. Previously, all known conventional high temperature (high- T_c) superconductors contained copper-oxygen layers; in fact the presence of oxygen and the absence of magnetism were believed to be requirements for high- T_c behavior^{17,18}. In the new materials, however, superconductivity occurs in the magnetic iron-arsenic planes, in complete violation of previous understanding; they therefore provide an invaluable new handle for exploring the long-sought-after mechanism underlying high tempera-

ture superconductivity. Density functional calculations have revealed correlations between the superconducting Curie temperature and the normal-state structural and electronic properties of the fluorite-structure Fe-As layer. In particular, the out-of-plane Fe-As bond length, the striped antiferromagnetic order of the undoped parent compound, and the Fermi surface nesting that occurs between bands derived from Fe- d states seem to be important.

In this work we use first-principles density functional theory to calculate the structural stabilities and electronic properties of a range of FeAs/GaAs superlattices. The goal of our work is two-fold: First to search for superlattices within this family with desirable spintronic properties such as half-metallicity or ferromagnetism, and second to explore whether the signature electronic properties of the FeAs layers in the pnictide superconductors can be reproduced in this artificial system. Our model heterostructures consist of n layers ($n = 1, 3$) of zincblende GaAs alternating with m layers ($m = 1, 3$) of FeAs in either the zincblende structure or the antiferrofluorite structure found in the FeAs superconductors.

II. COMPUTATIONAL DETAILS

Our density functional theory (DFT) calculations were performed using the Vienna ab initio Simulation Package (VASP)^{19,20}. We expanded the electronic wave functions and density using a plane-wave basis set, and used the supplied VASP PAW potentials²¹ with the Perdew-Burke-Ernzerhog (PBE) exchange-correlation functional^{22,23} for core-valence separation. A $10 \times 10 \times 10$ Monkhorst-Pack²⁴ k -point mesh with a Gaussian smearing of 0.2 eV was used for the Brillouin Zone integrations; these are suitable values for metals. The plane-wave cut-off was set to 400 eV, and for structural relaxations we allowed the ions to relax until the

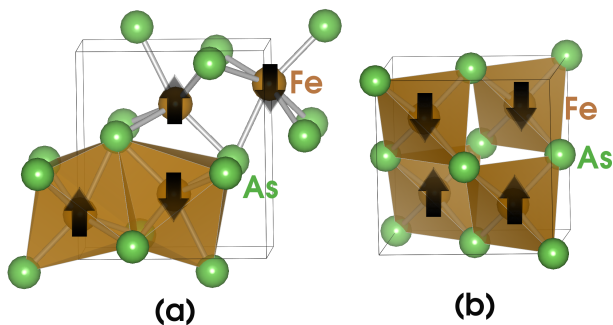


FIG. 1. (a) Structure of *MnP*-type FeAs with ground state AFM ordering indicated. (b) Structure of zincblende FeAs with arrows indicating ground state AFM ordering.

Hellmann-Feynman forces were less than $1 \text{ meV}/\text{\AA}^{-1}$.

We treated the exchange-correlation functional within the spin-polarized generalized gradient approximation plus Hubbard U (GGA+ U) method²⁵ to account for electron correlations and chose a U of 0.5 eV as implemented in the Dudarev scheme. While there has been much discussion in the literature of the relative appropriateness of various functionals (hybrids, LDA+ U , GGA+ U , etc.) and U parameters, we find that GGA+ U with $U=0.5$ eV gives good agreement with both hybrid functional calculations and experimental structural properties for bulk *MnP*-type FeAs²⁶. In common with all functionals that have been tested to date, the local magnetic moments are over-estimated compared with those reported experimentally²⁷; it remains a matter of debate whether this is a consequence of the neglect of spin fluctuations in the density functional formalism²⁸ and/or the difficulties associated with rigorously defining a local moment experimentally in such a broad-band metallic system²⁹.

III. RESULTS – BULK PROPERTIES OF FeAs AND Fe₂As

A. Properties of bulk FeAs in MnP and ZnS structural variants

We begin with a comparison of bulk FeAs in its experimentally observed ground state *MnP* structure³⁰, and the zincblende structure that is of interest for our spintronic superlattice calculations.

Fig. 1 shows the structures of the *MnP*-type and zincblende FeAs. The former (1(a)) consists of octahedrally coordinated Fe ions with the octahedra edge-shared. The octahedra are distorted with the Fe ions shifted from their centres. In both cases the magnetic ground state is antiferromagnetic indicated by the arrows, with each Fe being antiferromagnetically coupled to all its Fe nearest neighbours.

Zincblende FeAs (1(b)) consists of interpenetrating face-centered cubic sublattices of Fe and As that are shifted by $(\frac{1}{4}, \frac{1}{4}, \frac{1}{4})$ along the (111) direction relative to

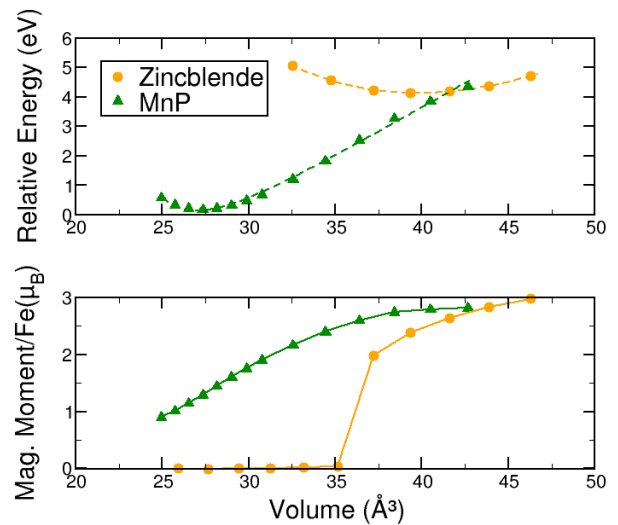


FIG. 2. (a) Calculated energy-volume curves for *MnP*-type and zincblende FeAs with AFM ordering. The volume shown is for one 2-atom formula unit of FeAs. The *MnP* structure is stable over a large range of volumes. (b) Absolute value of magnetic moment per Fe for the *MnP* and zincblende structures with AFM ordering as a function of volume.

each other. As a result, both the Fe and As atoms are tetrahedrally coordinated, with corner-sharing polyhedra, and the packing density is lower than in the *MnP* case.

The calculated lattice parameters for *MnP* FeAs are given in Table I. Our calculations correctly obtain the AFM-ordered *MnP* structure as the ground state, with the zincblende structure 1.39 eV per 2-atom formula unit higher in energy. Fig. 2(a) shows the relative stabilities of *MnP*-type and zincblende FeAs as a function of volume of a 2-atom formula unit, set by uniformly scaling the equilibrium lattice parameters. The *MnP*-type structure is the ground state until an expanded volume of 40 \AA^3 per 2-atom formula unit. At the equilibrium lattice volume of GaAs (45 \AA^3), the zincblende structure is the lowest energy structure, suggesting that it could be the stable phase in coherently grown GaAs/FeAs heterostructures, although our calculated lattice constant for zincblende FeAs – 5.36 \AA – is smaller than that of GaAs.

To explore the spintronic properties, we calculated the spin-polarized density of states for hypothetical ferromagnetically ordered zincblende FeAs at our calculated equilibrium volume (38.5 \AA^3), and at the experimental volume of GaAs (45 \AA^3) (Fig. 3). As expected, we find a narrowing of the bands as the volume is increased. In addition, the exchange-splitting between majority and minority bands is more pronounced at the expanded volume, resulting in almost half-metallic behaviour, similar to that previously reported for zincblende MnAs.³¹ It is likely that half-metallicity will be achieved with the additional band narrowing provided by quantum confinement in thin layers of FeAs in heterostructures.

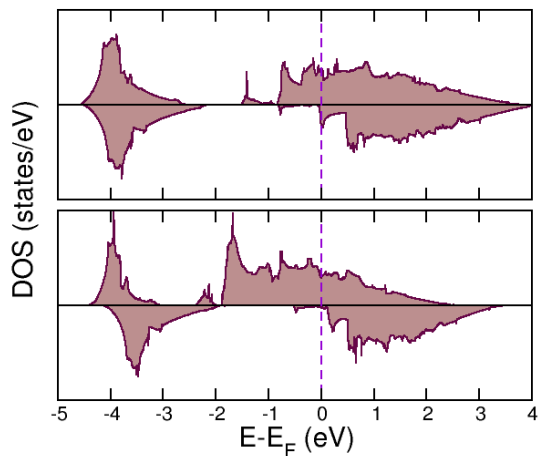


FIG. 3. Spin-polarized density of states for hypothetical FM ordered zincblende FeAs. The Fermi level is set to 0 eV. Calculated at (a) the equilibrium volume of 38.5 \AA^3 per 2-atom formula unit, and (b) at the experimental GaAs volume of 45 \AA^3 .

Finally, to investigate the stability of this promising half-metallic FM structure, we compare the relative energies of non spin-polarized, ferromagnetic and antiferromagnetically ordered structures (Fig. 4). A G-type AFM solution was obtained in all cases when the moments on the Fe sites were initialized to C, A or G-type ordering and non-constrained calculations were performed. Projection of the plane wave states into the PAW sphere gave a local magnetic moment of $2.4 \mu_B$ per iron atom at the equilibrium lattice constant. This value is intermediate between high-spin and low-spin configurations for a nominally Fe^{3+} ion in a tetrahedral crystal field. Our FM solutions were obtained by fixing a total magnetic moment of $2.75 \mu_B$ per Fe atom; this value is close to that obtained in our local projections for the AFM solutions, and corresponds to the value obtained when a FM arrangement with initial magnetic moments of $3 \mu_B$ per Fe is allowed to relax to its local minimum. The “paramagnetic” results are obtained from a non-spin-polarized GGA calculation. We find that the antiferromagnetic or non-magnetic solutions are lower in energy than the ferromagnetic over the entire volume range studied. The crossover between the AFM and non-magnetic solutions corresponds to the volume collapse show earlier in Fig. 2(b).

B. Properties of bulk Fe_2As in Antifluorite and Cu_2Sb structural variants

The Fe-pnictide superconductors consist of a layer of Fe_2As in the antifluorite structure sandwiched between a plethora of other constituents. Antifluorite (as opposed

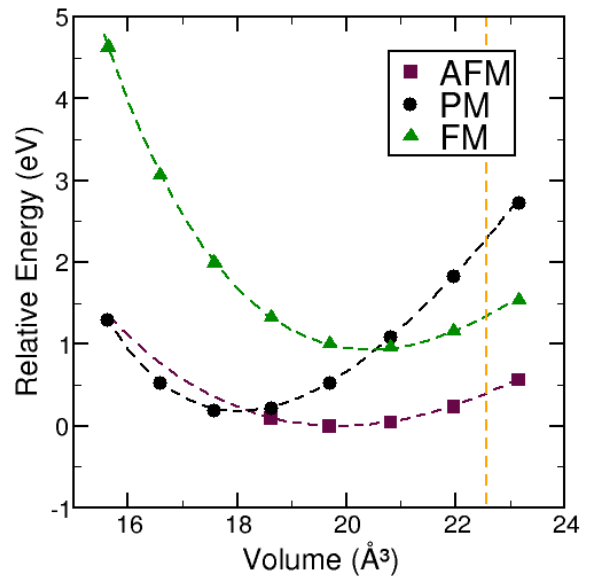


FIG. 4. Relative energies of different magnetic orderings in zincblende FeAs as a function of volume of a 2-atom formula unit. The FM curve was calculated by constraining the total moment to $11 \mu_B$ for 4 Fe ions. Antiferromagnetic ordering becomes stable above $V = 35 \text{ \AA}^3$, and remains more stable than FM with cell expansion. The volume corresponding to the GaAs equilibrium is shown by the dashed line.

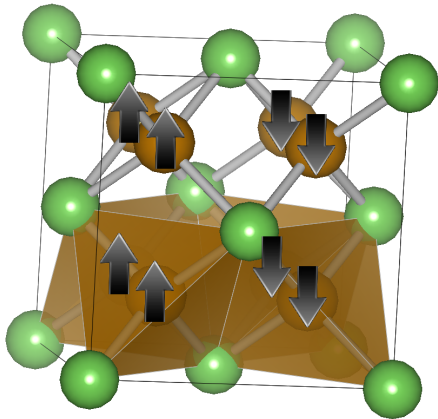
to fluorite because the anion and cation positions are exchanged) is made up of three interpenetrating face-centred cubic sublattices with the Fe(I) sublattice shifted by $(\frac{1}{4}, \frac{1}{4}, \frac{1}{4})$ and the Fe(II) sublattice shifted by $(\frac{1}{4}, \frac{3}{4}, \frac{1}{4})$ along the (111) direction with respect to the As lattice at the origin. It can also be considered as ‘stuffed zincblende’ with four interstitial zincblende sites occupied with extra Fe atoms. The Fe and As atoms are tetrahedrally coordinated forming edge-shared tetrahedra as shown in Fig 5.

In its ground state, bulk Fe_2As adopts the Cu_2Sb -type ($C38$) structure shown in Fig. 6(a)³². There are two Fe cation sites, Fe(I) and Fe(II), with each $a-b$ plane containing a single cation type. These Fe(I) and Fe(II) planes are then alternated in the c -direction. Half of the Fe ions are tetrahedrally coordinated with As, and the others form octahedra with six neighbouring As ions. These tetrahedra and octahedra are stacked to form an edge-sharing array.

Fig. 7 shows the results of our energy-volume calculations for antifluorite and Cu_2Sb -type Fe_2As . The Cu_2Sb -type structure was found to be stable over the whole range of volumes calculated, with antifluorite Fe_2As less stable by 0.98 eV per formula unit compared to the ground state Cu_2Sb -type structure at its lowest-energy volume. Our calculated structural parameters for the

TABLE I. Calculated and experimental crystal structure parameters for MnP -type FeAs and Cu_2Sb -type Fe₂As.

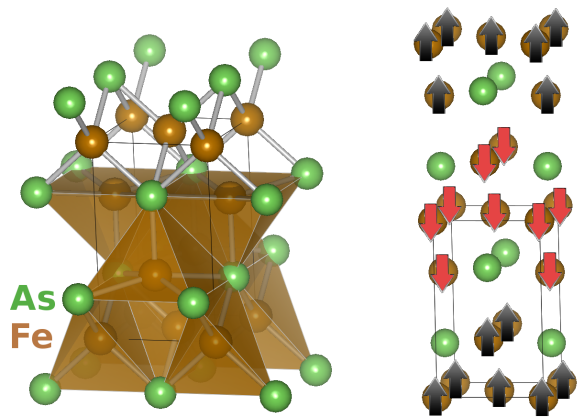
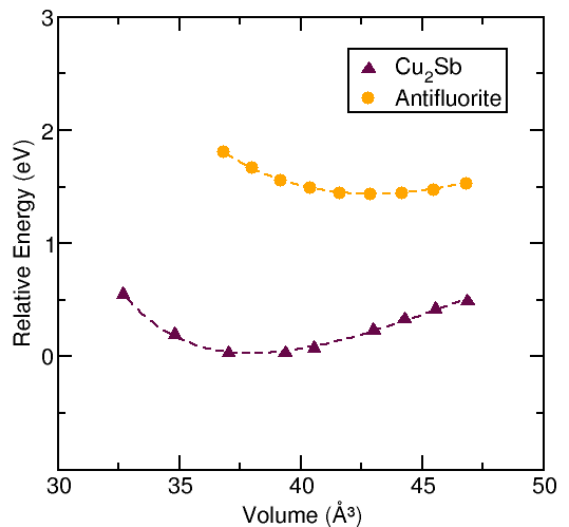
		a(Å)	b(Å)	c(Å)	Fe(x)	Fe(z)	As(x)	As(z)
FeAs	GGA+U	5.471	3.276	6.050	0.002	0.202	0.201	0.573
	Exp ³⁰	5.442	3.372	6.028	0.0027	0.1994	0.1993	0.5774
Fe ₂ As	GGA+U	3.627	3.627	5.980	-	0.329	-	0.266
	Exp ³²	3.627	3.627	5.981	-	0.318	-	0.266

FIG. 5. Fe₂As in the antifluorite structure. The calculated ground state magnetic ordering is shown with arrows.

Cu_2Sb -type Fe₂As are compared with the experimental values in Table I.

For Cu_2Sb -type Fe₂As, DFT correctly obtains the experimentally determined magnetic ordering shown in Fig. 6(b)³³. This is a tri-layer A-type magnetic ordering consisting of three layers of FM-coupled Fe atoms coupled antiferromagnetically to the next three FM layers; the measured T_N is 353K. The values of magnetic moment on the two inequivalent Fe sites were calculated to be $1.25\mu_B$, and $2.18\mu_B$, very close to the experimental values of $1.28\mu_B$ and $2.05\mu_B$ ³⁴. This good agreement between DFT-GGA and experiment is significant because the magnitudes of the magnetic moments in pnictide superconductors are notoriously poorly reproduced by most flavors of density functional theory. The next lowest energy magnetic ordering that we calculated was FM, with a destabilization energy of 1.00 eV per formula unit.

The calculated ground state magnetic ordering for hypothetical bulk antifluorite Fe₂As was found to be A-type with striped antiferromagnetically ordered single $a - b$ plane layers coupled ferromagnetically in the c -direction as shown in Fig. 5. Again FM was the next most stable ordering, with a destabilization energy in this case of only 0.17 eV per formula unit at the lowest energy volume.

FIG. 6. (a) Structure of Fe₂As in the Cu_2Sb structure. (b) Ground state magnetic ordering of Cu_2Sb -type Fe₂As.FIG. 7. Calculated energy versus volume (of one 3-atom formula unit) for the Cu_2Sb -type and antifluorite Fe₂As. The volume was varied by uniform scaling of the calculated equilibrium lattice parameters. The Cu_2Sb -type structure is stable across the whole range of volumes studied.

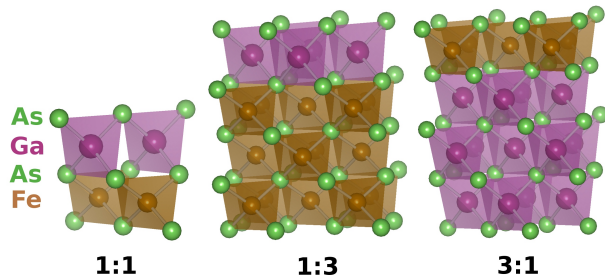


FIG. 8. Zincblende structure (FeAs):(GaAs) heterostructures studied in this work.

IV. RESULTS – FeAs/GaAs SUPERLATTICES

A. Zincblende FeAs/ Zincblende GaAs: Spintronic Properties

While our calculations indicate that ferromagnetic order is not stable for bulk zincblende FeAs, we now consider whether it can be stabilized in thin films. We studied superlattices with alternating layers of zincblende structure FeAs and GaAs (see Fig. 8). We relaxed the structures within the constraint of keeping the in-plane lattice parameter fixed at 5.65 Å, the experimental lattice parameter of GaAs. In all cases we obtained a checkerboard AFM ground state. Our calculated magnetic moments and relative total energies for different magnetic orderings for superlattices with different numbers of FeAs and GaAs layers are summarized in Table II.

For all of the calculated structures, the ground state magnetic ordering is checkerboard antiferromagnetic. Increasing the ratio of FeAs layers to GaAs does not have an impact on the relative stability of the AFM order with respect to the FM order. The values of the magnetic moments are in the range of 2-3 μ_B per Fe, which is very similar to that of bulk zincblende FeAs. The value of the magnetic moment increases as more layers of GaAs are added and seems to correlate with an increase in the out-of-plane Fe-As bond-length as the number of GaAs layers is increased. To confirm this correlation we repeated the calculation with the Fe, Ga and As ions in the ideal zincblende positions. Comparing the resulting magnetic moment magnitudes of the frozen bond-lengths with those obtained by relaxing the ions shows that the increase in magnitude is not solely a result of quantum confinement, but is caused primarily by the larger Fe-As distance.

The densities of states for the FeAs:GaAs configurations of 2:2, 2:6 and 6:2 are compared with that of bulk zincblende FeAs in Fig 9. Despite the change in heterostructuring, the densities of states are very similar in the region surrounding the Fermi level. All except for the 6:2 superlattice are metallic with Fe states crossing the Fermi level. There is a broad band of Fe- d states,

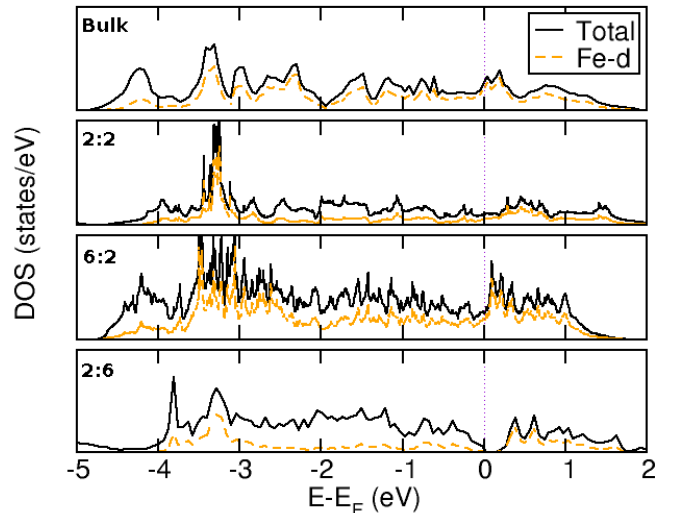


FIG. 9. Calculated densities of states for zincblende-structure FeAs:GaAs heterostructures. The Fermi level is set to 0 eV in each plot and is indicated by the dotted line. The top panel shows bulk zincblende FeAs. Below this are (FeAs)₂(GaAs)₂, (FeAs)₆(GaAs)₂, and the bottom (FeAs)₂(GaAs)₆. The total DOS is given by the solid black line. The orbital projected DOS for the Fe- d is given by the dashed orange line.

with peaks at -3eV and 0.5eV. These Fe states hybridize with the As- p states from the FeAs layers. There is only a small contribution from the As- p states in the GaAs layers around the Fermi level. However, the main change in increasing the number of GaAs layers is to recover the semiconducting nature of the bulk GaAs material. A gap opens up in the (FeAs)₂(GaAs)₆ heterostructure as shown in the last panel of Fig. 9.

In summary for this section, all of the zincblende structure FeAs/GaAs heterostructures that we have studied show robust antiferromagnetic ordering and are therefore unpromising for spintronic applications. Indeed, their absence of ferromagnetism and/or half-metallicity might explain the experimental difficulties associated with spin injection across the Fe-GaAs interface.

B. Antifluorite Fe₂As/ Zincblende GaAs: Possible Superconducting Behavior

The FeAs-based superconducting materials all have a signature nested Fermi surface comprising holes and pockets at the Fermi level, resulting from their isolated antifluorite Fe₂As layers. Here we investigate whether such a Fermi surface can be reproduced in antifluorite Fe₂As / zincblende GaAs heterostructures. We studied two specific superlattices, both with one layer of FeAs alternating with a single layer or two layers of GaAs. Note that, while the bulk antifluorite structure has the formula Fe₂As, a 1:1 Fe:As ratio is obtained by taking a slice of the unit cell to reproduce the structure found in

TABLE II. The relative energies of different magnetic orderings (antiferromagnetic, ferromagnetic and paramagnetic) in bulk zincblende FeAs, and in zincblende FeAs/GaAs superlattices fixed to the experimental GaAs lattice parameter. All energies are per Fe atom, and are relative to the ground state AFM order. The values of the Fe magnetic moments in the last column are those for the equilibrium AFM structure

	E_{AFM} per Fe (eV)	E_{FM} per Fe (eV)	E_{PM} per Fe (eV)	Magnetic Moment per Fe (μ_B)
FeAs	0	0.174	0.209	2.152
(FeAs) ₂ (GaAs) ₂	0	0.181	0.482	2.89
(FeAs) ₂ (GaAs) ₆	0	0.010	0.345	2.82
(FeAs) ₄ (GaAs) ₈	0	0.246	0.323	2.68
(FeAs) ₆ (GaAs) ₂	0	0.115	0.202	2.52
(FeAs) ₈ (GaAs) ₄	0	0.207	0.280	2.63

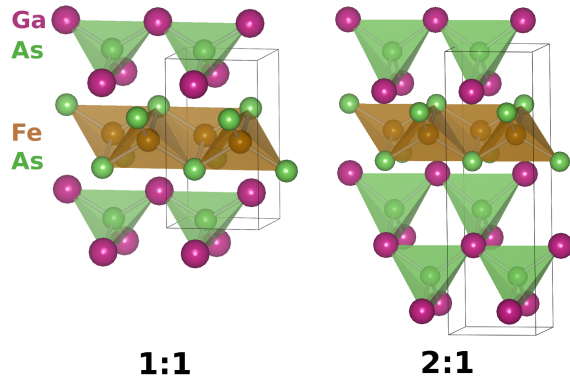


FIG. 10. (GaAs):(FeAs) heterostructures for antiferromagnetic FeAs on zincblende GaAs.

TABLE III. Calculated FeAs bondlengths and angles for antiferromagnetic FeAs / zincblende GaAs superlattices.

	Fe-As bond length (Å)	As-Fe-As bond angle (degrees)
Fe:Ga 1:1	2.36	106.56 115.47
Fe:Ga 1:2	2.38	107.08 114.27

the superconducting compounds.

First we calculate the equilibrium structures of the two heterostructures. As before, the in-plane lattice parameter was held fixed at the experimental GaAs lattice parameter of 5.65 Å, and the out-of-plane lattice parameter and internal coordinates were relaxed with this constraint. In Table III we summarize our calculated Fe-As bondlengths and As-Fe-As bond angles; the latter have been previously shown to correlate with the superconducting transition temperature in the parent pnictide compounds, with angles closest to the ideal tetrahedral angle of 109.47° yielding the highest T_c s³⁵. Of the two heterostructures studied, we find that our 1:2 structure has an As-Fe-As bond angle closest to the ideal tetrahedral angle as a result of the slightly larger FeAs distance in the bilayer structure.

Next we evaluate the magnetic properties of the superlattices. We find that the antiferromagnetic FeAs layer maintains several of its bulk magnetic characteristics, as well as those of the Fe-pnictide superconductors. The ground state magnetic ordering for both of the heterostructures was found to be striped antiferromagnetic, which is the same as both bulk Fe₂As and the Fe-pnictide superconducting parent compounds. The average calculated value of the magnetic moment on the Fe sites is 1.6 μ_B , whereas for the Fe-pnictide compounds the calculated value varies between 1-2 μ_B . However, experimentally the Fe magnetic moment value is less than half of these values. This known discrepancy between DFT and experiment is proposed to be a result of spin fluctuations and/or the ambiguity of precisely defining the magnetic form factor in a metal with itinerant magnetism. In view of this, we also expect our calculated values of the magnetic moment to be larger than those experimentally determined.

Finally, we calculated the electronic structures and Fermi surfaces of the two heterostructures. The band structures and densities of states of the two heterostructures in their paramagnetic state are shown in Fig 11. In both cases we find electron and hole pockets in the Γ and M directions, characteristic features of the Fe-pnictide superconducting parent compounds.

As in the pnictide superconductors, the regions surrounding the Fermi level comprise Fe-*d* and As-*p* states. In contrast, however, we find contributions close to the Fermi level from components other than the Fe-As layers, in particular from As-*p* states derived from the GaAs layers at -0.5 eV. This contribution increases with the addition of more layers of GaAs.

In Fig. 12 we show our calculated Fermi surface, and its variation with doping using a rigid band model, for the heterostructure with double layers of GaAs. The Fermi surface of the FeAs/GaAs heterostructure shares some features with the superconducting Fe-pnictide surfaces: At E_F , the centre of the Brillouin zone consists of a distorted cylinder with a sphere nested inside. The zone edges have another cylinder with pockets at the corners. Reducing the electron count, the inner sphere disappears and the cylinders begin to shrink. At an energy of 0.2 eV below the Fermi level, the central cylinder splits into two

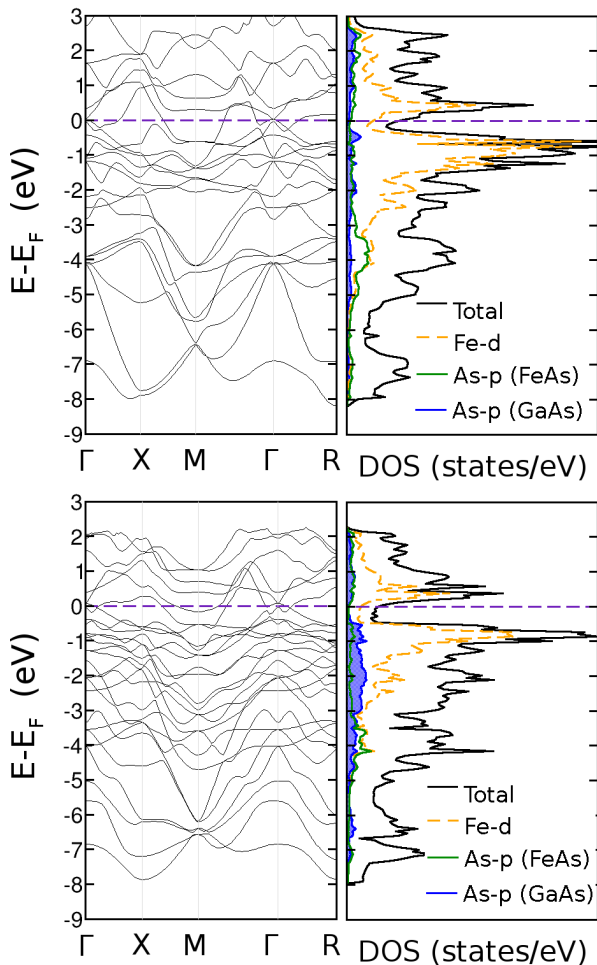


FIG. 11. Band structures and densities of states for paramagnetic antiferro Fe_2As / zincblende GaAs superlattices. In all plots, the Fermi level is set to 0 eV. The total densities of states are given by the black line. The orbitally-projected states of Fe- d , As- p (from the FeAs layers) and As- p (from the GaAs layers) are shown by the dashed orange, green, and shaded blue lines respectively. (a) Single layer FeAs with single layer GaAs. (b) Single layer FeAs with double layer GaAs.

cylindrical shapes. Unlike the superconducting pnictides, however, single cylinders rather than double cylinders occur at the Γ and M points. Therefore, the characteristic Fe-pnictide nesting between the zone centre and zone edges cannot occur. In addition the surface is manifestly three dimensional, whereas that of the superconductors is two dimensional.

V. SUMMARY

We studied two types of FeAs/GaAs heterostructures, both with GaAs in the zincblende structure, and with FeAs in the antiferro structure or the zincblende structure.

The zincblende/zincblende heterostructures allowed

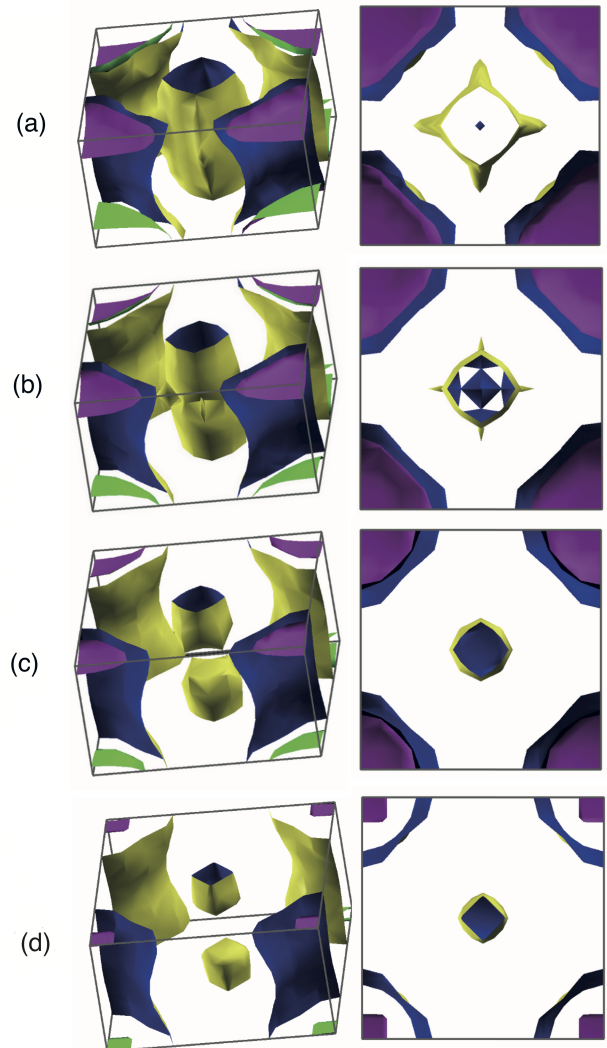


FIG. 12. Fermi surfaces of FeAs/GaAs heterostructures for various levels of electron doping relative to the Fermi level. (a) E_F (b) $E_F - 0.1\text{eV}$ (c) $E_F - 0.2\text{eV}$ (d) $E_F - 0.3\text{eV}$

us to investigate possible spintronic applications of FeAs/GaAs. Our calculations suggest that desirable half-metallicity and/or ferromagnetism are unlikely, however. Instead, the robustly stable AFM ordering offers a possible explanation for the failure of spin injection across the Fe/GaAs interface.

Antiferro Fe_2As /GaAs heterostructures would allow direct integration of superconductors into III-V semiconductor technologies if they reproduced the key features of the Fe-pnictide superconductors. While we see several features in common with the ferropnictide superconductors – the same AFM ordering, Fe d and As p states around the Fermi energy and some similarities in the positions of the hole pockets in Fermi surface – we find that covalent bonding with the As- p states from the GaAs layers causes the Fermi surface to be unfavorably three-dimensional and inhibits the electron-hole pocket nesting

that is characteristic of the Fe-pnictide superconductors. A possible route to avoid this Fermi level mixing is to use a more dissimilar spacer layer than GaAs such as GaN.

VI. ACKNOWLEDGEMENTS

We would like to thank Kris Delaney and James Rondinelli for helpful discussions. This work was supported by the MRSEC Program of the National Science Foundation under Award No. DMR05-20415 and ETH Zürich. We also made use of the CNSI Computing Facility (Hewlett Packard) and Teragrid.

-
- * sgriffin@ethz.ch; <http://sites.google.com/sineadv0>
 † nicola.spaldin@mat.ethz.ch; <http://www.theory.mat.ethz.ch>
- ¹ G. A. Prinz, *Science*, **250**, 1092 (1990).
 - ² H. Munekata, H. Ohno, S. von Molnar, A. Segmüller, L. L. Chang, and L. Esaki, *Phys. Rev. Lett.*, **63**, 1849 (1989).
 - ³ H. Ohno, A. Shen, F. Matsukura, A. Oiwa, A. Endo, S. Katsumoto, and Y. Iye, *Appl. Phys. Lett.*, **69**, 363 (1996).
 - ⁴ M. Shirai, *Physica E*, **10**, 143 (2001).
 - ⁵ G. Rahman, S. Cho, and S. C. Hong, *J. Magn. Magn. Mater.*, **304**, 146 (2006).
 - ⁶ Y. Kamihara, T. Watanabe, M. Hirano, and H. Hosono, *J. Am. Chem. Soc.*, **130**, 3296 (2008).
 - ⁷ G. A. Prinz, *Science*, **282**, 1660 (1998).
 - ⁸ H. Ohno, *Science*, **281**, 951 (1998).
 - ⁹ G. A. Prinz, G. T. Rado, and J. J. Krebs, *J. Appl. Phys.*, **53**, 2087 (1982).
 - ¹⁰ M. W. Ruchman, J. J. Joyce, and J. H. Weaver, *Phys. Rev. B*, **33**, 7029 (1986).
 - ¹¹ M. Rahmoune, J. P. Eymery, and M. F. Denanot, *J. Magn. Magn. Mater.*, **175**, 219 (1997).
 - ¹² B. Lepine, S. Ababou, A. Guivarch, G. Jezequel, S. Deputier, R. Guerin, A. Filipe, A. Schuhl, F. Abel, C. Cohen, A. Rocher, and J. Crestou, *J. Appl. Phys.*, **83**, 3077 (1998).
 - ¹³ B. D. Schultz, H. H. Farrell, M. M. R. Evans, K. Lüdge, and C. J. P. m, *J. Vac. Sci. Technol. B*, **20**, 1600 (2002).
 - ¹⁴ S. Mirbt, B. Sanyal, C. Isheden, and B. Johansson, *Phys. Rev. B*, **67** (2003).
 - ¹⁵ C. Wang, L. Li, S. Chi, Z. Zhu, Z. Ren, Y. Li, Y. Wang, X. Lin, Y. Luo, S. Jiang, X. Xu, G. Cao, and Z. Xu, **83**, 67006 (2008).
 - ¹⁶ M. R. Norman, *Physics*, **1**, 21 (2008).
 - ¹⁷ B. T. Matthias, *Phys. Rev.*, **92**, 874 (1953).
 - ¹⁸ B. T. Matthias, *Phys. Rev.*, **97**, 74 (1955).
 - ¹⁹ G. Kresse and J. Furthmüller, *Phys. Rev. B*, **54**, 11169 (1996).
 - ²⁰ G. Kresse and D. Joubert, *Phys. Rev. B*, **59**, 1758 (1999).
 - ²¹ P. E. Blochl, *Phys. Rev. B*, **50**, 17953 (1994).
 - ²² J. P. Perdew, K. Burke, and M. Ernzerhof, *Phys. Rev. Lett.*, **77**, 3865 (1996).
 - ²³ J. P. Perdew, K. Burke, and M. Ernzerhof, *Phys. Rev. Lett.*, **78**, 1396 (1997).
 - ²⁴ H. J. Monkhorst and J. D. Pack, *Phys. Rev. B*, **13**, 5188 (1976).
 - ²⁵ S. L. Dudarev, G. A. Bottom, S. Y. Savrasov, C. J. Humphreys, and A. P. Sutton, *Phys. Rev. B*, **57**, 1505 (1998).
 - ²⁶ S. M. Griffin and N. A. Spaldin, In Preparation (2011).
 - ²⁷ I. I. Mazin, M. D. Johannes, L. Boeri, K. Koepernik, and D. J. Singh, *Phys. Rev. B*, **78**.
 - ²⁸ Z. P. Yin, S. Lebegue, M. J. Han, B. P. Neal, S. Y. Savrasov, and W. E. Pickett, *Phys. Rev. Lett.*, **101**, 047001 (2008).
 - ²⁹ A. C. Walters, T. G. Perring, J.-S. Caux, A. T. Savici, G. D. Gu, C.-C. Lee, W. Ku, and I. A. Zaliznyak, *Nature Physics*, **5**, 867 (2009).
 - ³⁰ K. Selte and A. Kjekshus, *Acta Chemica Scandinavica*, **23**, 2047 (1969).
 - ³¹ S. Sanvito and N. A. Hill, *Phys. Rev. B*, **62**, 15553 (2000).
 - ³² K. Adachi and S. Ogawa, *Landolt-Börnstein New Series III/27a*.
 - ³³ H. Katsuraki, *J. Phys. Soc. Japan*, **19**, 1988 (1964).
 - ³⁴ T. Matsushita, A. Kimura, H. Daimon, S. Suga, T. Kanomata, and T. Kaneko, *Jpn. J. Appl. Phys.*, **31**, 1767 (1992).
 - ³⁵ C.-H. Lee, A. Iyo, H. Eisaki, H. Kito, M. T. Fernandez-Diaz, T. Ito, K. Kihou, H. Matsuhata, M. Braden, and K. Yamada, *Journal of the Physical Society of Japan*, **77**, 083704 (2008).