

Quantum Phase Transition of the two-mode Bose-Einstein Condensates with the Entanglement Order Parameter

Wei Fan, Yan Xu,^{*} and Bing Chen

College of Science, Shandong University of Science and Technology, Qingdao 266510, China

Xunli Feng and Choo Hiap Oh[†]

Centre for Quantum Technologies, National University of Singapore,

3 Science drive 2, Singapore 117543

(Dated: April 1, 2024)

Abstract

The ground state entanglement of the two-mode Bose-Einstein Condensates varies with the coupling strength. We show that this is a kind of quantum phase transitions, if the von Neumann entropy of the entanglement measurement is viewed as the order parameter. The critical point lies in the small coupling regime, the Fock regime, and the critical behavior is polynomial. The susceptibility of this order parameter diverges with increasing system sizes, so it's a continuous phase transition. The finite-size scaling is done with the datas of various system sizes falling into a single curve. This kind of quantum phase transitions is driven by the derivative of the quantum fluctuation with respect to the external field, in contrast to the quantum phase transitions of thermal order parameters, which is driven by the quantum fluctuations.

PACS numbers: 73.43.Nq, 03.75.Gg, 05.30.-d

The two-mode Bose-Einstein Condensate (BEC) is a two-site version of the Bose-Hubbard model and is widely used in entanglement production [1–4]. The phase property of the Bose-Hubbard has been investigated greatly using both analytic and numerical methods [5–8]. The Monte Carlo methods is often used and calculations are done for system sizes of dozens of lattice sites. While the gapped character and the phase transition from the Mott-insulating phase to the superfluid phase is often investigated, it would be interesting to study its phase behavior relating to its entanglement, as what has happened to spin lattice models[9–12].

Here we will show the quantum phase transition property of the two-mode BEC with the ground state entanglement as the order parameter. The two-mode BEC model can be viewed as in zero temperature, where the two-mode approximation is fully established and the system can be describe by a pure state due to the macroscopic coherence. The von Neumann entropy [13] can be used as the entanglement measurement as there are only two sites. The numerical diagonalization method is used to calculate the order parameter and its susceptibility with respect to the coupling strength. The Monte Carlo method is not used here because the von Neumann entropy requires a full knowledge of the system wavefunction, which is a superposition state of all eigenstates, while the Monte Carlo method only gives a particular eigenstate at a time and it concerns the statistical values. There is no general measurement of higher order entanglement presently, so we only investigate the two-mode model here.

The model of the two-mode BEC is $\mathcal{H} = \chi J_z^2 - \Omega J_x$, where χ is the nonlinear interaction between particles and Ω is the coupling strength. When investigating its dynamics, the reduced parameter Ω/χ is often used to classify various regimes[14]. For the strong coupling $\Omega/\chi \gg 2N$, it's the Rabi regime characterised by strong delocalization dynamics; for the low coupling $\Omega/\chi \ll 2/N$, it's the Fock regime characterised by self-trapping; for the intermediate coupling $2/N \ll \Omega/\chi \ll 2N$, it's the Josephson regime with transition from self-trapping to delocalization. If the reduced parameter is treated as an external field, we can investigate the entanglement property of this system from the view of quantum phase transitions. The reduced Neumann entropy, $E(\rho) \simeq E(\rho)/E_{max}$, is the order parameter, where $E_{max} = \log_2(N + 1)$ is the maximum entropy for a system size of N particles[1].

When Ω increases from zero, quantum phase transition occurs as shown in Figure. 1, where the susceptibility, $\frac{dE(\rho)}{d\Omega}$, is calculated for various system sizes. We can see that there is a critical point Ω_m where the susceptibility gets its maximum value $\frac{dE(\rho)}{d\Omega}_m$ and this critical

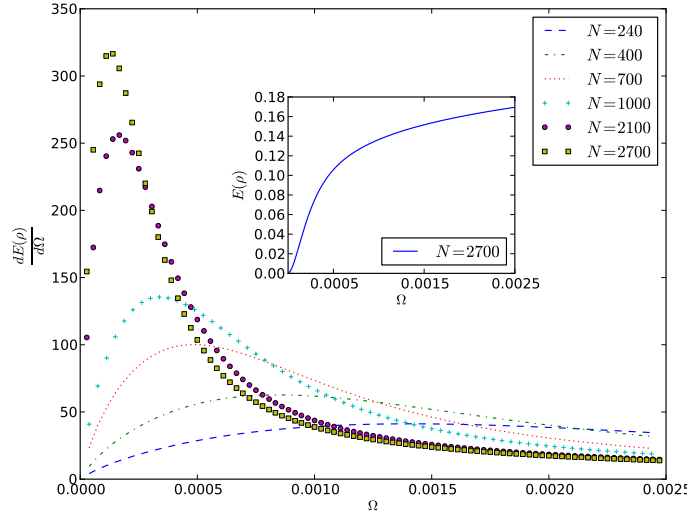


FIG. 1. The susceptibility $\frac{dE(\rho)}{d\Omega}$ indicates the change of the ground state entanglement with respect to the reduced coupling $\Omega = \Omega/\chi$. The curves are got for system sizes of $N = 240, 400, 700, 1000, 2100, 2700(\infty)$. Only even particle numbers are chosen because the energy level is degenerated for odd particle numbers. We see that this is a continuous phase transition as the susceptibility diverges with the system size. The point where the susceptibility gets its maximum lies in the Fock regime and the maximum value of the susceptibility grows with the system size. The case $N = 2700$ can be viewed as the infinite system size. The inset shows the change of the order parameter-the ground state entanglement for the infinity system, which increases continuously from zero.

point lies in the low coupling regime, the Fock regime, which means the phase transition occurs shortly after we increase the coupling strength. The critical susceptibility increases with the system size and would go to infinity for an infinity system, which means this is a continuous phase transition where there is no discontinuity in the order parameter, as shown by the inset for the system of $N = 2700$ particles. The calculations[15, 16] are done by setting $\chi = 1$ and varying the coupling Ω . Only system sizes of even particle numbers are chosen because such systems are well gapped, while for the odd particle numbers the ground state and the first excitation are degenerated, as shown in Figure. 2.

This kind of quantum phase transition is not the same as the quantum phase transition of thermal order parameters. The latter is driven by quantum fluctuations. The transition

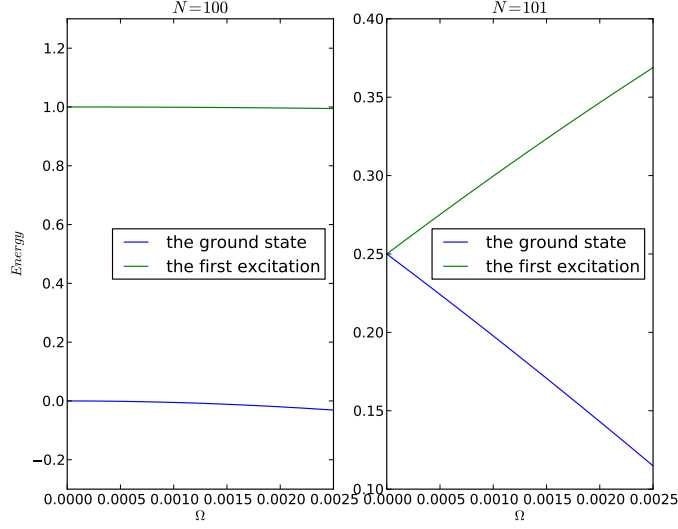


FIG. 2. The energy level for the ground state and the first excited state with respect to the reduced coupling. For the even particle number $N = 100$, the system is well gapped, while for the odd particle number $N = 101$ there is a degeneracy in the zero coupling limit. This is the reason why all the particle numbers are chosen to be even in the calculation of this paper.

from no quantum fluctuation to quantum fluctuation is the reason of the transition from the Mott-insulating phase to the superfluid phase. However, it is the change rate of the quantum fluctuations with respect to the coupling strength that drives the quantum phase transitions of the entanglement. This is shown in Figure. 3. We can see that the quantum fluctuation, $(\Delta J_z)^2 = \langle J_z^2 \rangle - \langle J_z \rangle^2$, increases with the coupling strength, which means the delocalization process is becoming violent, but it do not agree with the behavior of the susceptibility. The derivative of the quantum fluctuation behaves approximately the same as the susceptibility, except that there is a 'phase delay' between them, where the susceptibility reaches its maximum value early than the derivative of the quantum fluctuation. As quantum entanglement is a non-classical correlation generated by quantum fluctuations, it's not surprising that the derivative of the quantum fluctuation is the reason for the quantum phase transition of the entanglement.

The critical behavior of this system is polynomial as shown in Figure. 4. The critical value $\Omega_c = 0.000017$ is got by fitting the data for various system sizes numerically. The position of maximum susceptibility for finite system sizes scales as $\Omega_m \sim \Omega_c + N^{-1.010601}$

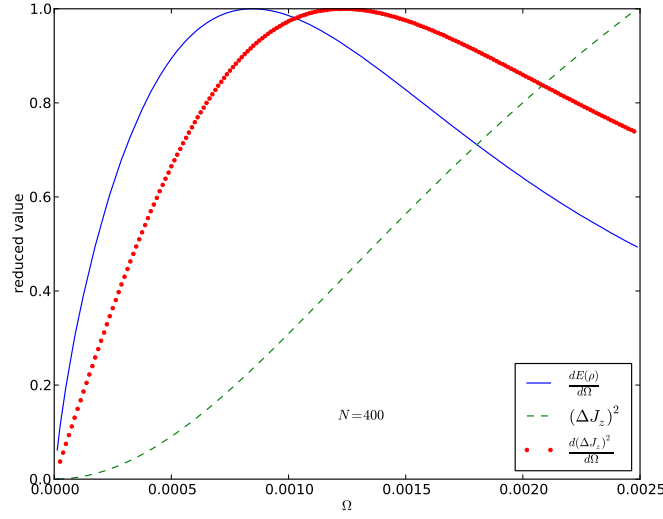


FIG. 3. The behavior of the susceptibility, the quantum fluctuation $(\Delta J_z)^2$ and the derivative of the quantum fluctuation $\frac{d(\Delta J_z)^2}{d\Omega}$ are compared to understand how this quantum phase transition occurs. Their values are reduced to 1 by their maximum values. The quantum fluctuation increases with the coupling strength, which corresponds to the increasing delocalization process and is the reason for quantum phase transition of thermal order parameters. Here the derivative of the quantum fluctuation agrees with the susceptibility, except that there is a 'phase delay' between them where the susceptibility reaches maximum first. Quantum entanglement is non-classical correlation driven by quantum fluctuations, so we can understand that the change rate of the quantum fluctuation lies under this quantum phase transition.

and the maximum susceptibility diverges as

$$\ln \frac{dE(\rho)}{d\Omega}_m = 0.824442 \ln N + \text{const.} \quad (1)$$

For the system of $N = 2700$ particles, which is seen as the infinite system, the susceptibility diverges on approaching the critical value as

$$\ln \frac{dE(\rho)}{d\Omega} = \begin{cases} 0.233337 \ln(\Omega_c - \Omega) + \text{const} & \text{for } \Omega < \Omega_c, \\ -0.451247 \ln(\Omega - \Omega_c) + \text{const} & \text{for } \Omega > \Omega_c. \end{cases} \quad (2)$$

This is different from the logarithm divergent of the spin lattice system, where the concurrence is used as the order parameter [9, 11]. It would be interesting to see the divergent

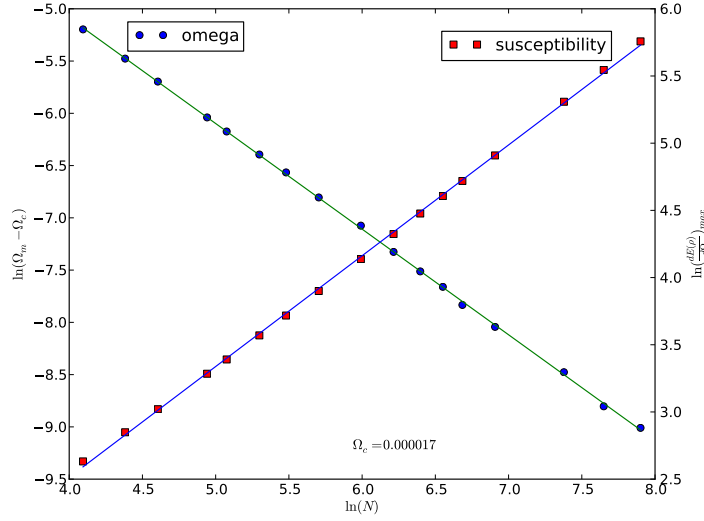


FIG. 4. The critical behavior of the system is got by fitting data using the least-square method. The critical point is $\Omega_c = 0.000017$. The logarithm of the maximum susceptibility grows linearly with the logarithm of the system size, so its behavior is polynomial, with $\Omega_m \sim N^{-1.010601}$ and $\frac{dE(\rho)}{d\Omega}_m \sim N^{0.824442}$.

behavior of the Bose-Hubbard model with doubles of sites, which can be compared with the spin lattice models, so the underlying difference caused by Bose statistics and Fermi statistics can be fully analysed.

A key feature of phase transitions is the finite-size scaling, where the effect of finite system size is considered and all the data of various system sizes can be collected onto a single curve. This is shown in Figure. 5 for the present quantum phase transition. We see that the data of different system sizes indeed collapse into a single curve, when the axes are modified by the system size to $N^{1.01}(\Omega - \Omega_m)$ and $N^{-0.84} \frac{dE(\rho)}{d\Omega}$.

We have seen various properties of the quantum phase transition of entanglement for the two-site version of the Bose-Hubbard model. We see that it's a continuous phase transition and its critical behavior is polynomial, as opposited to logarithm of the spin lattice models. The change rate of the quantum fluctuations is the reason of this phase transition, which is different from the quantum phase transition of thermal order parameters. More work is needed to come up with a measurement for the many-body entanglement, so this quantum phase transition of the Bose-Hubbard model with more lattice sites can be investigated and

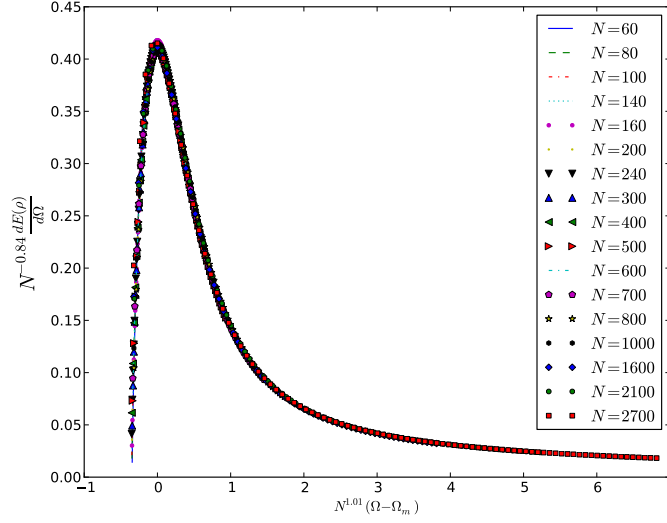


FIG. 5. The finite-size scaling is done for this polynomial divergence. The susceptibility of this model is only a function of $N^{1.01}(\Omega - \Omega_m)$, when reduced by the system size to $N^{-0.84} \frac{dE(\rho)}{d\Omega}$. Data from a broad range of system sizes are collected on a single curve. Theoretical analysis is needed to get the relationship of the critical exponents and classify the system to universality classes.

its universality class can be verified. The renormalization group method considering the effect of quantum entanglement [17–19] may be used in that case. Analytic results about the relationship of the critical points are needed.

Project supported by the National Natural Science Foundation of China (Grant No.10847150), the Natural Science Foundation of Shandong Province (Grant No. ZR2009AM026), the basic scientific research business expenses of the central university, and the Open Project of Key Laboratory for Magnetism and Magnetic Materials of the Ministry of Education, Lanzhou University.

* x1y5hot@gmail.com; Centre for Quantum Technologies, National University of Singapore, 3 Science drive 2, Singapore 117543

† phyohch@nus.edu.sg

[1] A. P. Hines, R. H. McKenzie, and G. J. Milburn, Phys. Rev. A **67**, 013609 (2003).

- [2] H. T. Ng and P. T. Leung, Phys. Rev. A **71**, 013601 (2005).
- [3] A. Sorensen, L. Duan, J. Cirac, and P. Zoller, NATURE **409**, 63 (2001).
- [4] Y. Li, P. Treutlein, J. Reichel, and A. Sinatra, The European Physical Journal B - Condensed Matter and Complex Systems **68**, 365 (2009).
- [5] T. D. Kühner and H. Monien, Phys. Rev. B **58**, R14741 (1998).
- [6] M. Greiner, O. Mandel, T. Esslinger, T. W. Hnsch, and I. Bloch, Nature **415**, 39 (2002).
- [7] N. Elstner and H. Monien, Physical Review B **59**, 184 (1999).
- [8] L. Amico and V. Penna, Phys. Rev. Lett. **80**, 2189 (1998).
- [9] A. Osterloh, L. Amico, G. Falci, and R. Fazio, Nature **416**, 608 (2002).
- [10] P. Štelmachovič and V. Bužek, Phys. Rev. A **70**, 032313 (2004).
- [11] T. Barthel, S. Dusuel, and J. Vidal, Phys. Rev. Lett. **97**, 220402 (2006).
- [12] J. Vidal, R. Mosseri, and J. Dukelsky, Phys. Rev. A **69**, 054101 (2004).
- [13] J. Neumann, *Mathematische Grundlagen Der Quantenmechanik* (Springer, Berlin, 1995).
- [14] A. Tonel, J. Links, and A. Foerster, JOURNAL OF PHYSICS A-MATHEMATICAL AND GENERAL **38**, 1235 (2005).
- [15] J. D. Hunter, Computing In Science & Engineering **9**, 90 (2007).
- [16] E. Jones, T. Oliphant, P. Peterson, *et al.*, “SciPy: Open source scientific tools for Python,” (2001–).
- [17] S. R. White, Phys. Rev. Lett. **69**, 2863 (1992).
- [18] T. J. Osborne and M. A. Nielsen, Quantum Information Processing **1**, 45 (2002).
- [19] T.-C. Wei, Phys. Rev. A **81**, 062313 (2010).