

The role of ^3He impurities in the stress induced roughening of superclimbing dislocations in solid ^4He

D. Aleinikava and A.B. Kuklov

Department of Engineering Science and Physics, CUNY, Staten Island, NY 10314, USA

E-mail: Anatoly.Kuklov@csi.cuny.edu

Abstract. We analyze the stress induced and thermally assisted roughening of a forest of superclimbing dislocations in a Peierls potential in the presence of ^3He impurities and randomly frozen in static stresses. It is shown that the temperature of the dip T_d in the flow rate observed by Ray and Hallock (Phys.Rev. Lett. **105**, 145301 (2010)) is determined by the energy of ^3He activation from dislocation core. However, it is suppressed by, essentially, the logarithm of the impurity fraction. The width of the dip is determined by inhomogeneous fluctuations of the stresses and is shown to be much smaller than T_d .

1. Introduction

Strong interest in the supersolid state of matter in free space [1] has been revived by the recent discovery of the torsional oscillator (TO) anomaly in solid ^4He [2]. While finding no supersolidity in the ideal ^4He crystal, *ab initio* quantum Monte Carlo simulations did find that some grain boundaries [3], dislocations [4, 5] or crystal boundaries [6] support low-d superfluidity spatially modulated by the surrounding lattice. In principle, a percolating network of superfluid dislocations [7] could explain the TO anomaly if the dislocation density is 3-4 orders of magnitude higher than it is expected to be in a slowly grown and well annealed crystal. Consistent with such expectation is also a very small rate of the critical superflow through solid ^4He (occurring presumably along dislocations with superfluid cores) observed in the UMASS-Sandwich experiments [8, 9]. Thus the nature of the TO anomaly in solid ^4He remains unclear.

In the present work we focus on the very unexpected feature of the UMASS-Sandwich experiment [9] – the strong suppression of the supercritical flow rate V_{cr} and then its recovery in a narrow range of temperatures. Such a feature occurs well below (about 10 times) the flow onset temperature $T_O \approx 0.5 - 0.6\text{K}$ [9]. In our recent work [10] it has been proposed that this feature can be due to the stress induced roughening of superclimbing dislocations supporting the superflow. The key question, though, is why the temperature for the anomaly is pretty much independent of dislocation density and why the dip is so narrow despite disordered nature of the solid ^4He . Here we are proposing the explanation within the scenario where ^3He impurities as well as internal stresses biasing superclimbing dislocations turn out to be crucial. We will show that the dip-anomaly temperature T_d is determined by the ^3He activation energy $E_a \sim 0.5 - 0.8\text{K}$ which is reduced by a large logarithm of ^3He fraction.

2. ^3He precipitation on dislocation core

Atoms of ^3He provide pinning centers for dislocations. Thus, Frank's forest of superclimbing dislocations can be viewed as consisting of free segments of quantum superclimbing strings [5, 10] of length L equal to the average distance between ^3He impurities absorbed on dislocations, provided L is less than a typical distance between the network cross-links. Here we derive the equation for L as a function of temperature within the thermodynamical model including the total number of ^3He atoms in the crystal bulk N_b and the total number of the impurities N_d absorbed on dislocations. It is natural to presume that cores of the dislocations constitute a small fraction $x_d \ll 1$ of the total sample. Free energy of such system can be written in the following form

$$G = E_a N_b + T N_b \ln(N_b/eN_{0b}) + T N_d \ln(N_d/eN_{0d}), \quad N_b + N_d = N_3, \quad (1)$$

where N_3 is the total number of ^3He atoms (with their fraction $X_3 = N_3/N_{0b} \ll 1$); N_{0b} denotes the total number of sites available for ^3He atoms in the bulk; $N_{0d} = x_d N_{0b}$ stands for the total number of sites available for ^3He atoms on dislocations. In this model we presume that $N_{0d} > N_3$ so that there is no need to consider the effect of the entropy reduction on dislocations when all ^3He condense on dislocations. Including this effect, while introducing additional technical difficulties, does not alter the main conclusion of this work.

Varying G with respect to N_d as $dG/dN_d = 0$, while keeping N_3 fixed, and introducing the fractional ^3He concentration on dislocations $X = L^{-1} = N_d/N_{0d}$, we find

$$L^{-1} = \frac{X_3}{x_d + \exp(-E_a/T)}, \quad (2)$$

where the inter-impurity distance L along a dislocation core is measured in units of a typical inter-atomic distance $b \approx 3 - 4\text{\AA}$ in solid ^4He . In what follows we will be using this value $L = L(T)$ as a length of dislocation segments undergoing the stress induced roughening [10].

3. Stress induced roughening of a dislocation

Superclimbing dislocation is modeled as a quantum string oriented along the x -axis and strongly pinned at its both ends $x = 0, L$ [11]. Here we will be considering L determined by the mean distance between ^3He impurities absorbed on dislocations, Eq.(2). The string displacement $y(x, t)$ along the y -axis depends on the time t and is measured in units of the inter-atomic spacing (\approx Burger's vector b) with respect to its equilibrium $y = 0$ (no tilting is considered). The Peierls potential induced by the crystal is taken as $U_P = -u_P \cos(2\pi y(x, t))$. The partition function Z has the form [5, 12, 10]

$$Z = \int Dy(x, t) D\rho(x, t) D\phi(x, t) \exp(-S), \quad (3)$$

$$\begin{aligned} S &= \int_0^\beta dt \sum_x [i(\rho + n_0) \nabla_t \phi + \frac{\rho_0}{2} (\nabla_x \phi)^2 \\ &+ \frac{1}{2\rho_0} (\rho - y)^2 + \frac{m}{2} ((\nabla_t y)^2 + V_d^2 (\nabla_x y)^2) \\ &- u_P \cos(2\pi y(x, t)) - Fy(x, t)], \end{aligned} \quad (4)$$

where all the variables are periodic in the imaginary time $t \geq 0$ with the period $\beta = 1/T$ (units $\hbar = 1$, $K_B = 1$); the core density ρ and the superfluid phase ϕ are canonically conjugate variables, with $\rho' = \rho - y$ being the local superfluid density; the derivatives $\nabla_{t,x} y$, $\nabla_{t,x} \phi$ are understood as finite differences in the discretized space-time lattice (with 200 time slices and

$x = 0, 1, 2, \dots, L$ in units of b), with $\nabla_{t,x}\phi$ defined modulo 2π (in order to take into account phase-slips); n_0, ρ_0 stand for the average filling factor (we choose $n_0 = 1$) and the bare superfluid stiffness, respectively, with the bare speed of first sound taken as unity.

The first two terms in Eq.(4) describe the superfluid response of the core [5], and the third term accounts for the superclimb effect [5] – building the dislocation edge so that the core climb $y \rightarrow y \pm 1, \pm 2, \dots$ becomes possible by delivering matter $\rho \rightarrow \rho \pm 1, \pm 2, \dots$, respectively, along the core [5]. The dislocation is assumed to be attached to large superfluid reservoirs at both ends, with spatially periodic boundary conditions for the supercurrent.

The terms $\propto m$ in Eq.(4) account for the elastic response of the string, with m and V_d standing for the effective mass of the dislocation core (per b) and the bare speed of sound, respectively. Since the main source of kinetic energy are supercurrents, we have left out the term $\sim (\nabla_{t,y})^2$ in Eq.(4). The parameter m in Eq.(4) is not actually a constant. It contains a contribution from the Coulomb-type interaction potential $\propto 1/|x|$ between jogs (or kinks, cf. [13]) separated by a distance x [14]. Accordingly, m has a logarithmic divergent factor with respect to a wave vector q along the core $m(q) = m_0 \cdot \left[1 + U_C \ln \left(1 + \frac{1}{(bq)^2}\right)\right]$, where m_0 is of the order of the atomic ^4He mass and $U_C \sim 1$ is a parameter characterizing the strength of the interaction [13, 12]. In solid ^4He , the zero-point fluctuation parameter $K = \pi\hbar/(4m_0bV_d) \sim 1$ [13], which justifies the necessity of implementing full quantum-thermal analysis. We present our numerical results for $U_C = 1, V_d^2 = 5, K = 1$. It is important to note that the main results are not qualitatively sensitive to the long-range interaction.

As discussed in Ref.[10], in the case of a single dislocation in an ideal crystal the linear force density $F \approx b\sigma$ (ignoring spatial indices) is determined by applied chemical potential in the setup [9]. Here we consider F in Eq.(4) determined by external stresses $\sigma \sim 0.1 - 0.01\text{bar}$ usually existing in solid ^4He ($\sigma = F$ in units of b). Such stresses are inhomogeneous. We argue that they are responsible for the roughening effect [10] in real samples, and their inhomogeneity may actually wash out the effect of the applied chemical potential.

Monte Carlo simulations have been conducted with the Worm Algorithm (WA) [15] for the superfluid part of the action, with the Peierls term treated within the Villain approximation similarly to Refs. [13, 12]. The renormalized superfluid stiffness $\rho_s(T, F)$ and compressibility $\kappa(T, F)$ have been calculated in terms of the windings of the dual variables [15, 13, 12]. No significant effect of the bias F was found on $\rho_s(T, F)$, and thus we consider $\rho_s(T, F) = \rho_s(T, 0) \equiv \rho_s(T)$. In contrast, $\kappa(T, F)$ does experience quite dramatic renormalization as found in Ref.[10] and demonstrated in Fig. 1. Thus, the renormalized speed of first sound

$$V_s(T, F) = \sqrt{\frac{\rho_s(T)}{\kappa(T, F)}} \quad (5)$$

exhibits the dip [10]. According to the Landau criterion such speed limits the critical superflow rate along the dislocation core.

The bare stiffness $\rho_0(T)$ vanishes above some temperature T_0 comparable to the bulk λ -temperature ($\sim 1 - 2\text{K}$). We have used $T_0 = 0.2$ (in the dimensionless units as a fraction of the Debye temperature T_D for the first sound), and considered low temperatures – such that $\rho_s(T)$ stayed unchanged within 1-10% of its $T = 0$ value. In other words, the thermal length $L_T \approx \rho_s(0)/T$, above which $\rho_s(T)$ becomes suppressed, is the largest scale in the problem. Jog-antijog pairs as quantum objects can be created spontaneously by a *macroscopically* small stress $F \geq F_c \propto 1/L$ applied to a superclimbing dislocation of length L – analogous to the creation of kink-antikink pairs along a stressed gliding dislocation [14, 16]. In Ref.[10] we have found that such an instability leads to a first-order phase transition even at finite temperature T between two phases of the dislocation – *smooth* and *rough*. Such transition is characterized by hysteretic behavior once dislocation length exceeds a certain threshold L_h growing with T [10].

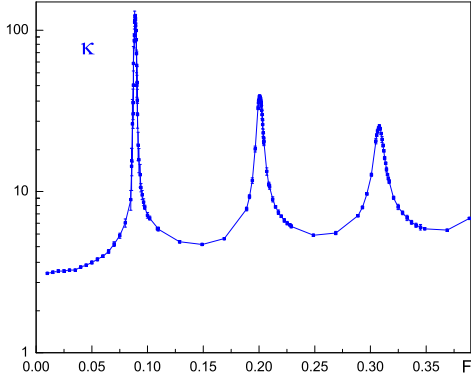


Figure 1. (Color online) Superfluid compressibility of the dislocation core. The resonant-type peaks occur at the thresholds $F = F_c(L, n)$, $n = 1, 2, 3$ for n jog-antijog pairs creation. The parameters are $L = 56$, $T = 0.05$, $u_P = 3.0$.

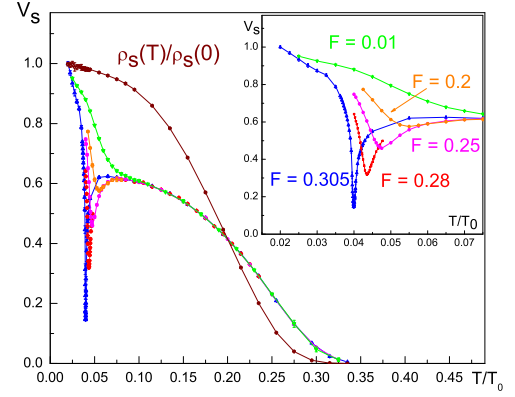


Figure 2. Renormalized superfluid stiffness $\rho_s(T)$ and the velocity $V_s(T, F)$ of first sound normalized by their respective low- T values for different F (shown on the inset), $L = 30$, $u_P = 3.0$. Inset: the region of the dip (cf. Fig.4 of Ref.[9]) showing its shifting with F .

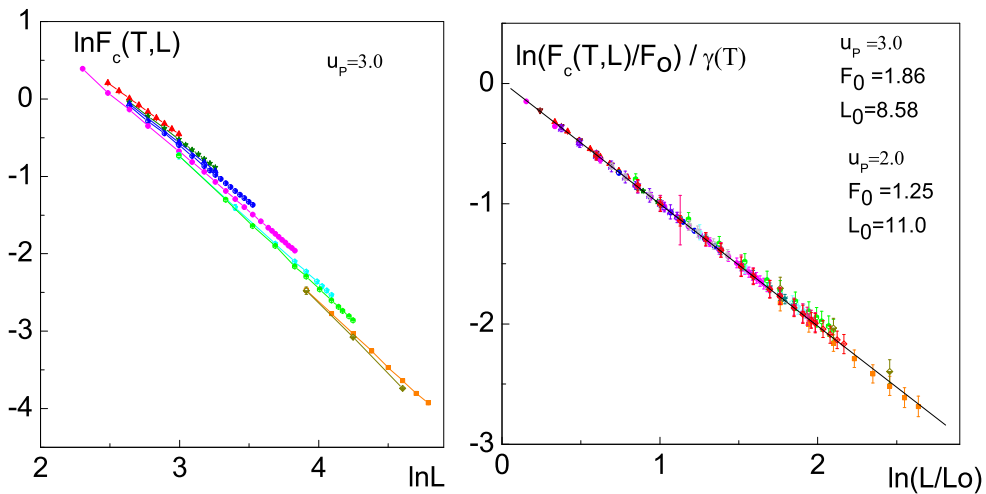


Figure 3. (Color online) The left panel: power law dependence of the critical stress for several temperatures $T = 0.006 - 0.013$ (in the dimensionless units). The right panel: the same dependencies for all temperatures collapsed to a single master curve. The parameters F_0, L_0 are shown for two different values of the Peierls potential strength. Error bars are shown for all points. Their bigger values on the right panel are due errors in values of γ .

At sizes $L < L_h$ the roughening is characterized the resonant-type increase of the dislocation

compressibility κ , Fig. 1. As a result, speed of the first sound along the dislocation core exhibits a strong suppression shown on Fig. 2 for the first resonant peak. As can be seen, the strongest peak in Fig. 1 corresponds to the single pair creation. Thus, in what follows we will be ignoring the higher order processes.

3.1. The critical stress for the dip

The resonant-type increase of the compressibility occurs at some value of the critical stress $F = F_c$ which depends strongly on dislocation length and less strongly on temperature. With good accuracy such dependence has been found to be

$$F_c(L, T) = F_0 \left(\frac{L_0}{L} \right)^{\gamma(T)} \quad (6)$$

where F_0, L_0 are constants independent of temperature, and $\gamma(T)$ varies from unity in the limit of $T = 0$ to $\gamma \approx 1.8$ at temperatures approaching the temperature comparable to the energy of a jog-antijog pair Δ . Fig. 3 demonstrates such power law dependence for several temperatures. The constants F_0, L_0 depend on the strength of the Peierls potential u_P , that is, on the parameters of the jog-antijog pair. In terms of the dimensional values, F_0 is determined by a typical Peierls stress $\sigma_P \sim 10 - 100\text{bar}$ ($F_0 \sim b\sigma_P$) and L_0 is given by a typical jog-size. In what follows we will be considering stresses F which are much smaller than F_0 .

3.2. The dip temperature

In the case when the free segment length is determined by the mean distance between the impurities as presented in Eq.(2), the condition of the resonance (6) can be eventually met for any (small) value of the external stress F . As will be shown below the temperature T_d at which this occurs depends weakly (logarithmically) on the actual value of F . Indeed, substituting Eq.(2) into Eq.(6) and solving for T in the approximation $\gamma \approx \text{const}$ we find

$$T_d = - \frac{E_a}{\ln [L_0(F_0/F)^{1/\gamma} X_3 - x_d]}. \quad (7)$$

This equation is valid when $0 < L_0(F_0/F)^{1/\gamma} X_3 - x_d < 1$. Given $x_d \ll 1$, this translates into the wide range of the stresses

$$(X_3 L_0)^\gamma < F/F_0 < (X_3 L_0/x_d)^\gamma. \quad (8)$$

Since $X_3/x_d \sim 1$, $L_0 \geq 1$ and $F \ll F_0$, it is reasonable to ignore x_d in the denominator of Eq.(7). Then, the dip temperature becomes much less than the activation energy

$$T_d = - \frac{E_a}{\ln [L_0(F_0/F)^{1/\gamma} X_3]}, \quad (9)$$

provided $\ln [L_0(F_0/F)^{1/\gamma} X_3] \ll -1$. It is important that T_d depends only logarithmically on ^3He concentration and the values of the random stresses. As an example, taking $X_3 = 10^{-7}$ and using $F/F_0 = 10^{-4}$, $L_0 = 10$, $\gamma \approx 1.5$, $E_a = 0.5\text{K}$, we find $T_d \approx 0.07\text{K}$, with the log-factor being about 8. ^3He concentration could be varied in a wide range of values: from $10^{-12} - 10^{-15}$ in, practically, ^3He free samples to $10^{-4} - 10^{-5}$. Thus, despite the logarithmic dependence, a quite significant shift in the position of the dip can be observed. We find important studying such dependence experimentally. For example, for $X_3 \sim 10^{-12}$ and presuming the same protocol for preparing the sample, so that, the internal stresses remain essentially the same, one finds the dip temperature reduced by more than a factor of two.

As discussed in Ref.[10], the dip width is exponentially decreasing with the dislocation length (and eventually the resonant behavior turns into the hysteretic one). This conclusion is valid for a single dislocation. In the case of the dislocation forest with spatial fluctuations of the frozen in stresses the dip depth should rather be determined by a sort of inhomogeneous broadening – controlled by variations of F over a sample. If the average (mean square) fluctuation of the stress δF is smaller than the mean square stress $\langle F \rangle$ itself, the estimate of the depth of the inhomogeneously broadened dip becomes

$$\delta T_d = \frac{T_d}{\gamma |\ln [L_0(F_0/\langle F \rangle)^{1/\gamma} X_3]|} \frac{\delta F}{\langle F \rangle}. \quad (10)$$

Given that for practical values of the parameters the logarithm is of the order of 10, we conclude that $\delta T_d \ll T_d$ even if $\delta F \sim \langle F \rangle$.

4. Discussion

Here we have proposed that ^3He impurities in combination with random frozen in stresses are controlling the dip-anomaly in the superflow rate through solid ^4He observed in Ref.[9]. For low density of dislocations the length of the dislocation segments L undergoing the stress induced roughening [10] is controlled by the inter-impurity distance along the dislocation cores rather than by the cross-pinning of dislocations. Due to the frozen in spatial fluctuations of stresses, there should generically always be segments meeting the condition for the resonant-type jog-antijog pair creation leading to a strong suppression of the flow. The exponential dependence of L on temperature insures that such resonances occur in a narrow temperature range (see Eq.(10)) around the logarithmically suppressed temperature (9). Thus, in contrast to a single dislocation in ideal crystal, in real samples the dependence on the average stress becomes much weaker. This may be the reason for a very weak dependence of the flux rate in the dip region found in Ref.[17], Fig.20. Under these circumstances we find important studying experimentally the dependence of the dip temperature on ^3He concentration.

5. Acknowledgments

We thank Robert Hallock for discussing details of his experiment. This work was supported by the National Science Foundation, grant No.PHY1005527, PSC CUNY, grant No. 63071-0041, by the CUNY HPCC under NSF Grants CNS-0855217 and CNS - 0958379.

References

- [1] A. Andreev and I. Lifshitz, Sov. Phys. JETP, **29**, 1107 (1969); D. J. Thouless, Ann. Phys. **52**, 403 (1969); G.V. Chester, Phys. Rev. A, **2**, 256 (1970); A.J.Leggett, Phys. Rev. Lett., **25**, 1543 (1970).
- [2] E. Kim and M. Chan, Nature, **427**, 225 (2004); E. Kim and M. Chan, Science, **305**, 1941 (2004).
- [3] L. Pollet, et. al., Phys. Rev. Lett. **98**, 135301 (2007).
- [4] M. Boninsegni,et. al., Phys. Rev. Lett. **99**, 035301 (2007).
- [5] Ş.G. Söyler, et. al., Phys. Rev. Lett. **103**, 175301 (2009).
- [6] S. A. Khairallah and D. M. Ceperley, Phys. Rev. Lett. **95**, 185301 (2005).
- [7] S. I. Shevchenko, Sov. J. Low Temp. Phys. **13**, 61 (1987).
- [8] M.W. Ray and R.B. Hallock, Phys. Rev. Lett. **100**, 235301 (2008); Phys. Rev. B **79**, 224302 (2009).
- [9] M.W. Ray and R.B. Hallock, Phys.Rev.Lett. **105**, 145301 (2010).
- [10] D. Aleinikava and A. B. Kuklov, Phys. Rev. Lett. **106**, 235302 (2011)
- [11] A. Granato, K. Lucke, J. Appl. Phys. **27**, 583 (1956); ibid. 789(1956).
- [12] D. Aleinikava, et. al, J. Low Temp. Phys. **162**, 464 (2011); arXiv:1006.5228.
- [13] D. Aleinikava, et. al, Europhys. Lett. , **89** 46002 (2010); arXiv:0812.0983.
- [14] Hirth J. P. and Lothe J., *Theory of Dislocations*. McGraw-Hill, 1968.
- [15] N.V. Prokof'ev & B.V. Svistunov, Phys. Rev. Lett. **87**, 160601 (2001).
- [16] B.V. Petukhov and V.L. Pokrovskii, Sov. Phys. JETP **36**, 336 (1973).
- [17] M.W. Ray, R.B. Hallock, arXiv:1106.1084.