

**Search for a Heavy Top-Like Quark
in $p\bar{p}$ Collisions at $\sqrt{s} = 1.96$ TeV**

T. Aaltonen,²² B. Álvarez González^v,¹⁰ S. Amerio,⁴² D. Amidei,³³ A. Anastassov,³⁷ A. Annovi,¹⁸ J. Antos,¹³
G. Apollinari,¹⁶ J.A. Appel,¹⁶ A. Apresyan,⁴⁷ T. Arisawa,⁵⁶ A. Artikov,¹⁴ J. Asaadi,⁵² W. Ashmanskas,¹⁶
B. Auerbach,⁵⁹ A. Aurisano,⁵² F. Azfar,⁴¹ W. Badgett,¹⁶ A. Barbaro-Galtieri,²⁷ V.E. Barnes,⁴⁷ B.A. Barnett,²⁴
P. Barria^{ee},⁴⁵ P. Bartos,¹³ M. Bauce^{cc},⁴² G. Bauer,³¹ F. Bedeschi,⁴⁵ D. Beecher,²⁹ S. Behari,²⁴ G. Bellettini^{dd},⁴⁵
J. Bellinger,⁵⁸ D. Benjamin,¹⁵ A. Beretvas,¹⁶ A. Bhatti,⁴⁹ M. Binkley^{*},¹⁶ D. Bisello^{cc},⁴² I. Bizjak^{zi},²⁹ K.R. Bland,⁵
C. Blocker,⁷ B. Blumenfeld,²⁴ A. Bocci,¹⁵ A. Bodek,⁴⁸ D. Bortoletto,⁴⁷ J. Boudreau,⁴⁶ A. Boveia,¹² B. Brau^a,¹⁶
L. Brigliadori^{bb},⁶ A. Brisuda,¹³ C. Bromberg,³⁴ E. Brucken,²² M. Bucciantonio^{dd},⁴⁵ J. Budagov,¹⁴ H.S. Budd,⁴⁸
S. Budd,²³ K. Burkett,¹⁶ G. Busetto^{cc},⁴² P. Bussey,²⁰ A. Buzatu,³² S. Cabrera^x,¹⁵ C. Calancha,³⁰ S. Camarda,⁴
M. Campanelli,³⁴ M. Campbell,³³ F. Canelli¹²,¹⁶ A. Canepa,⁴⁴ B. Carls,²³ D. Carlsmith,⁵⁸ R. Carosi,⁴⁵
S. Carrillo^k,¹⁷ S. Carron,¹⁶ B. Casal,¹⁰ M. Casarsa,¹⁶ A. Castro^{bb},⁶ P. Catastini,¹⁶ D. Cauz,⁵³ V. Cavaliere^{ee},⁴⁵
M. Cavalli-Sforza,⁴ A. Cerri^f,²⁷ L. Cerrito^q,²⁹ Y.C. Chen,¹ M. Chertok,⁸ G. Chiarelli,⁴⁵ G. Chlachidze,¹⁶
F. Chlebana,¹⁶ K. Cho,²⁶ D. Chokheli,¹⁴ J.P. Chou,²¹ W.H. Chung,⁵⁸ Y.S. Chung,⁴⁸ C.I. Ciobanu,⁴³
M.A. Ciocci^{ee},⁴⁵ A. Clark,¹⁹ D. Clark,⁷ G. Compostella^{cc},⁴² M.E. Convery,¹⁶ J. Conway,⁸ M. Corbo,⁴³ M. Cordelli,¹⁸
C.A. Cox,⁸ D.J. Cox,⁸ F. Crescioli^{dd},⁴⁵ C. Cuenca Almenar,⁵⁹ J. Cuevas^v,¹⁰ R. Culbertson,¹⁶ D. Dagenhart,¹⁶
N. d'Ascenzo^t,⁴³ M. Datta,¹⁶ P. de Barbaro,⁴⁸ S. De Cecco,⁵⁰ G. De Lorenzo,⁴ M. Dell'Orso^{dd},⁴⁵ C. Deluca,⁴
L. Demortier,⁴⁹ J. Deng^c,¹⁵ M. Deninno,⁶ F. Devoto,²² M. d'Errico^{cc},⁴² A. Di Canto^{dd},⁴⁵ B. Di Ruzza,⁴⁵
J.R. Dittmann,⁵ M. D'Onofrio,²⁸ S. Donati^{dd},⁴⁵ P. Dong,¹⁶ T. Dorigo,⁴² K. Ebina,⁵⁶ A. Elagin,⁵² A. Eppig,³³
R. Erbacher,⁸ D. Errede,²³ S. Errede,²³ N. Ershaidat^{aa},⁴³ R. Eusebi,⁵² H.C. Fang,²⁷ S. Farrington,⁴¹ M. Feindt,²⁵
J.P. Fernandez,³⁰ C. Ferrazza^{ff},⁴⁵ R. Field,¹⁷ G. Flanagan^r,⁴⁷ R. Forrest,⁸ M.J. Frank,⁵ M. Franklin,²¹
J.C. Freeman,¹⁶ I. Furic,¹⁷ M. Gallinaro,⁴⁹ J. Galyardt,¹¹ J.E. Garcia,¹⁹ A.F. Garfinkel,⁴⁷ P. Garosi^{ee},⁴⁵
H. Gerberich,²³ E. Gerchtein,¹⁶ S. Giagu^{gg},⁵⁰ V. Giakoumopoulou,³ P. Giannetti,⁴⁵ K. Gibson,⁴⁶ C.M. Ginsburg,¹⁶
N. Giokaris,³ P. Giomini,¹⁸ M. Giunta,⁴⁵ G. Giurgiu,²⁴ V. Glagolev,¹⁴ D. Glenzinski,¹⁶ M. Gold,³⁶ D. Goldin,⁵²
N. Goldschmidt,¹⁷ A. Golossanov,¹⁶ G. Gomez,¹⁰ G. Gomez-Ceballos,³¹ M. Goncharov,³¹ O. González,³⁰
I. Gorelov,³⁶ A.T. Goshaw,¹⁵ K. Goulianos,⁴⁹ A. Gresele,⁴² S. Grinstein,⁴ C. Grosso-Pilcher,¹² R.C. Group,¹⁶
J. Guimaraes da Costa,²¹ Z. Gunay-Unalan,³⁴ C. Haber,²⁷ S.R. Hahn,¹⁶ E. Halkiadakis,⁵¹ A. Hamaguchi,⁴⁰
J.Y. Han,⁴⁸ F. Happacher,¹⁸ K. Hara,⁵⁴ D. Hare,⁵¹ M. Hare,⁵⁵ R.F. Harr,⁵⁷ K. Hatakeyama,⁵ C. Hays,⁴¹ M. Heck,²⁵
J. Heinrich,⁴⁴ M. Herndon,⁵⁸ S. Hewamanage,⁵ D. Hidas,⁵¹ A. Hocker,¹⁶ W. Hopkins^g,¹⁶ D. Horn,²⁵ S. Hou,¹
R.E. Hughes,³⁸ M. Hurwitz,¹² U. Husemann,⁵⁹ N. Hussain,³² M. Hussein,³⁴ J. Huston,³⁴ G. Introzzi,⁴⁵ M. Iori^{gg},⁵⁰
A. Ivanov^o,⁸ E. James,¹⁶ D. Jang,¹¹ B. Jayatilaka,¹⁵ E.J. Jeon,²⁶ M.K. Jha,⁶ S. Jindariani,¹⁶ W. Johnson,⁸
M. Jones,⁴⁷ K.K. Joo,²⁶ S.Y. Jun,¹¹ T.R. Junk,¹⁶ T. Kamon,⁵² P.E. Karchin,⁵⁷ Y. Katoⁿ,⁴⁰ W. Ketchum,¹²
J. Keung,⁴⁴ V. Khotilovich,⁵² B. Kilminster,¹⁶ D.H. Kim,²⁶ H.S. Kim,²⁶ H.W. Kim,²⁶ J.E. Kim,²⁶ M.J. Kim,¹⁸
S.B. Kim,²⁶ S.H. Kim,⁵⁴ Y.K. Kim,¹² N. Kimura,⁵⁶ S. Klimenko,¹⁷ K. Kondo,⁵⁶ D.J. Kong,²⁶ J. Konigsberg,¹⁷
A. Korytov,¹⁷ A.V. Kotwal,¹⁵ M. Kreps,²⁵ J. Kroll,⁴⁴ D. Krop,¹² N. Krumnack^l,⁵ M. Kruse,¹⁵ V. Krutelyov^d,⁵²
T. Kuhr,²⁵ M. Kurata,⁵⁴ S. Kwang,¹² A.T. Laasanen,⁴⁷ S. Lami,⁴⁵ S. Lammel,¹⁶ M. Lancaster,²⁹ R.L. Lander,⁸
K. Lannon^u,³⁸ A. Lath,⁵¹ G. Latino^{ee},⁴⁵ I. Lazzizzera,⁴² T. LeCompte,² E. Lee,⁵² H.S. Lee,¹² J.S. Lee,²⁶
S.W. Lee^w,⁵² S. Leo^{dd},⁴⁵ S. Leone,⁴⁵ J.D. Lewis,¹⁶ C.-J. Lin,²⁷ J. Linacre,⁴¹ M. Lindgren,¹⁶ E. Lipeles,⁴⁴ A. Lister,¹⁹
D.O. Litvintsev,¹⁶ C. Liu,⁴⁶ Q. Liu,⁴⁷ T. Liu,¹⁶ S. Lockwitz,⁵⁹ N.S. Lockyer,⁴⁴ A. Loginov,⁵⁹ D. Lucchesi^{cc},⁴²
J. Lueck,²⁵ P. Lujan,²⁷ P. Lukens,¹⁶ G. Lungu,⁴⁹ J. Lys,²⁷ R. Lysak,¹³ R. Madrak,¹⁶ K. Maeshima,¹⁶ K. Makhoul,³¹
P. Maksimovic,²⁴ S. Malik,⁴⁹ G. Manca^b,²⁸ A. Manousakis-Katsikakis,³ F. Margaroli,⁴⁷ C. Marino,²⁵ M. Martínez,⁴
R. Martínez-Ballarín,³⁰ P. Mastrandrea,⁵⁰ M. Mathis,²⁴ M.E. Mattson,⁵⁷ P. Mazzanti,⁶ K.S. McFarland,⁴⁸
P. McIntyre,⁵² R. McNultyⁱ,²⁸ A. Mehta,²⁸ P. Mehtala,²² A. Menzione,⁴⁵ C. Mesropian,⁴⁹ T. Miao,¹⁶
D. Mietlicki,³³ A. Mitra,¹ H. Miyake,⁵⁴ S. Moed,²¹ N. Moggi,⁶ M.N. Mondragon^k,¹⁶ C.S. Moon,²⁶
R. Moore,¹⁶ M.J. Morello,¹⁶ J. Morlock,²⁵ P. Movilla Fernandez,¹⁶ A. Mukherjee,¹⁶ Th. Muller,²⁵ P. Murat,¹⁶
M. Mussini^{bb},⁶ J. Nachtman^m,¹⁶ Y. Nagai,⁵⁴ J. Naganoma,⁵⁶ I. Nakano,³⁹ A. Napier,⁵⁵ J. Nett,⁵⁸ C. Neu^z,⁴⁴
M.S. Neubauer,²³ J. Nielsen^e,²⁷ L. Nodulman,² O. Norniella,²³ E. Nurse,²⁹ L. Oakes,⁴¹ S.H. Oh,¹⁵ Y.D. Oh,²⁶
I. Oksuzian,¹⁷ T. Okusawa,⁴⁰ R. Orava,²² L. Ortolan,⁴ S. Pagan Griso^{cc},⁴² C. Pagliarone,⁵³ E. Palencia^f,¹⁰
V. Papadimitriou,¹⁶ A.A. Paramonov,² J. Patrick,¹⁶ G. Pauletta^{hh},⁵³ M. Paulini,¹¹ C. Paus,³¹ D.E. Pellett,⁸
A. Penzo,⁵³ T.J. Phillips,¹⁵ G. Piacentino,⁴⁵ E. Pianori,⁴⁴ J. Pilot,³⁸ K. Pitts,²³ C. Plager,⁹ L. Pondrom,⁵⁸

K. Potamianos,⁴⁷ O. Poukhov*,¹⁴ F. Prokoshin^y,¹⁴ A. Pronko,¹⁶ F. Ptohos^h,¹⁸ E. Pueschel,¹¹ G. Punzi^{dd},⁴⁵ J. Pursley,⁵⁸ A. Rahaman,⁴⁶ V. Ramakrishnan,⁵⁸ N. Ranjan,⁴⁷ I. Redondo,³⁰ P. Renton,⁴¹ M. Rescigno,⁵⁰ F. Rimondi^{bb},⁶ L. Ristori⁴⁵,¹⁶ A. Robson,²⁰ T. Rodrigo,¹⁰ T. Rodriguez,⁴⁴ E. Rogers,²³ S. Rolli,⁵⁵ R. Roser,¹⁶ M. Rossi,⁵³ F. Ruffini^{ee},⁴⁵ A. Ruiz,¹⁰ J. Russ,¹¹ V. Rusu,¹⁶ A. Safonov,⁵² W.K. Sakumoto,⁴⁸ L. Santi^{hh},⁵³ L. Sartori,⁴⁵ K. Sato,⁵⁴ V. Saveliev^t,⁴³ A. Savoy-Navarro,⁴³ P. Schlabach,¹⁶ A. Schmidt,²⁵ E.E. Schmidt,¹⁶ M.P. Schmidt*,⁵⁹ M. Schmitt,³⁷ T. Schwarz,⁸ L. Scodellaro,¹⁰ A. Scribano^{ee},⁴⁵ F. Scuri,⁴⁵ A. Sedov,⁴⁷ S. Seidel,³⁶ Y. Seiya,⁴⁰ A. Semenov,¹⁴ F. Sforza^{dd},⁴⁵ A. Sfyrta,²³ S.Z. Shalhout,⁸ T. Shears,²⁸ P.F. Shepard,⁴⁶ M. Shimojima^s,⁵⁴ S. Shiraishi,¹² M. Shochet,¹² I. Shreyber,³⁵ A. Simonenko,¹⁴ P. Sinervo,³² A. Sissakian*,¹⁴ K. Sliwa,⁵⁵ J.R. Smith,⁸ F.D. Snider,¹⁶ A. Soha,¹⁶ S. Somalwar,⁵¹ V. Sorin,⁴ P. Squillacioti,¹⁶ M. Stanitzki,⁵⁹ R. St. Denis,²⁰ B. Stelzer,³² O. Stelzer-Chilton,³² D. Stentz,³⁷ J. Strologas,³⁶ G.L. Strycker,³³ Y. Sudo,⁵⁴ A. Sukhanov,¹⁷ I. Suslov,¹⁴ K. Takemasa,⁵⁴ Y. Takeuchi,⁵⁴ J. Tang,¹² M. Tecchio,³³ P.K. Teng,¹ J. Thom^g,¹⁶ J. Thome,¹¹ G.A. Thompson,²³ E. Thomson,⁴⁴ P. Ttito-Guzmán,³⁰ S. Tkaczyk,¹⁶ D. Toback,⁵² S. Tokar,¹³ K. Tollefson,³⁴ T. Tomura,⁵⁴ D. Tonelli,¹⁶ S. Torre,¹⁸ D. Torretta,¹⁶ P. Totaro^{hh},⁵³ M. Trovato^{ff},⁴⁵ Y. Tu,⁴⁴ N. Turini^{ee},⁴⁵ F. Ukegawa,⁵⁴ S. Uozumi,²⁶ A. Varganov,³³ E. Vataga^{ff},⁴⁵ F. Vázquez^k,¹⁷ G. Velev,¹⁶ C. Vellidis,³ M. Vidal,³⁰ I. Vila,¹⁰ R. Vilar,¹⁰ M. Vogel,³⁶ G. Volpi^{dd},⁴⁵ P. Wagner,⁴⁴ R.L. Wagner,¹⁶ T. Wakisaka,⁴⁰ R. Wallny,⁹ S.M. Wang,¹ A. Warburton,³² D. Waters,²⁹ M. Weinberger,⁵² W.C. Wester III,¹⁶ B. Whitehouse,⁵⁵ D. Whiteson^c,⁴⁴ A.B. Wicklund,² E. Wicklund,¹⁶ S. Wilbur,¹² F. Wick,²⁵ H.H. Williams,⁴⁴ J.S. Wilson,³⁸ P. Wilson,¹⁶ B.L. Winer,³⁸ P. Wittich^g,¹⁶ S. Wolbers,¹⁶ H. Wolfe,³⁸ T. Wright,³³ X. Wu,¹⁹ Z. Wu,⁵ K. Yamamoto,⁴⁰ J. Yamaoka,¹⁵ T. Yang,¹⁶ U.K. Yang^p,¹² Y.C. Yang,²⁶ W.-M. Yao,²⁷ G.P. Yeh,¹⁶ K. Yi^m,¹⁶ J. Yoh,¹⁶ K. Yorita,⁵⁶ T. Yoshida^j,⁴⁰ G.B. Yu,¹⁵ I. Yu,²⁶ S.S. Yu,¹⁶ J.C. Yun,¹⁶ A. Zanetti,⁵³ Y. Zeng,¹⁵ and S. Zucchelli^{bb}⁶

(CDF Collaboration[†])

¹*Institute of Physics, Academia Sinica, Taipei, Taiwan 11529, Republic of China*

²*Argonne National Laboratory, Argonne, Illinois 60439, USA*

³*University of Athens, 157 71 Athens, Greece*

⁴*Institut de Física d'Altes Energies, Universitat Autònoma de Barcelona, E-08193, Bellaterra (Barcelona), Spain*

⁵*Baylor University, Waco, Texas 76798, USA*

⁶*Istituto Nazionale di Fisica Nucleare Bologna, ^{bb}University of Bologna, I-40127 Bologna, Italy*

⁷*Brandeis University, Waltham, Massachusetts 02254, USA*

⁸*University of California, Davis, Davis, California 95616, USA*

⁹*University of California, Los Angeles, Los Angeles, California 90024, USA*

¹⁰*Instituto de Física de Cantabria, CSIC-University of Cantabria, 39005 Santander, Spain*

¹¹*Carnegie Mellon University, Pittsburgh, Pennsylvania 15213, USA*

¹²*Enrico Fermi Institute, University of Chicago, Chicago, Illinois 60637, USA*

¹³*Comenius University, 842 48 Bratislava, Slovakia; Institute of Experimental Physics, 040 01 Kosice, Slovakia*

¹⁴*Joint Institute for Nuclear Research, RU-141980 Dubna, Russia*

¹⁵*Duke University, Durham, North Carolina 27708, USA*

¹⁶*Fermi National Accelerator Laboratory, Batavia, Illinois 60510, USA*

¹⁷*University of Florida, Gainesville, Florida 32611, USA*

¹⁸*Laboratori Nazionali di Frascati, Istituto Nazionale di Fisica Nucleare, I-00044 Frascati, Italy*

¹⁹*University of Geneva, CH-1211 Geneva 4, Switzerland*

²⁰*Glasgow University, Glasgow G12 8QQ, United Kingdom*

²¹*Harvard University, Cambridge, Massachusetts 02138, USA*

²²*Division of High Energy Physics, Department of Physics, University of Helsinki and Helsinki Institute of Physics, FIN-00014, Helsinki, Finland*

²³*University of Illinois, Urbana, Illinois 61801, USA*

²⁴*The Johns Hopkins University, Baltimore, Maryland 21218, USA*

²⁵*Institut für Experimentelle Kernphysik, Karlsruhe Institute of Technology, D-76131 Karlsruhe, Germany*

²⁶*Center for High Energy Physics: Kyungpook National University,*

Daegu 702-701, Korea; Seoul National University, Seoul 151-742,

Korea; Sungkyunkwan University, Suwon 440-746,

Korea; Korea Institute of Science and Technology Information,

Daejeon 305-806, Korea; Chonnam National University, Gwangju 500-757,

Korea; Chonbuk National University, Jeonju 561-756, Korea

²⁷*Ernest Orlando Lawrence Berkeley National Laboratory, Berkeley, California 94720, USA*

²⁸*University of Liverpool, Liverpool L69 7ZE, United Kingdom*

²⁹*University College London, London WC1E 6BT, United Kingdom*

³⁰*Centro de Investigaciones Energeticas Medioambientales y Tecnológicas, E-28040 Madrid, Spain*

³¹*Massachusetts Institute of Technology, Cambridge, Massachusetts 02139, USA*

³²*Institute of Particle Physics: McGill University, Montréal, Québec, Canada H3A 2T8; Simon Fraser University, Burnaby, British Columbia, Canada V5A 1S6; University of Toronto, Toronto, Ontario, Canada M5S 1A7; and TRIUMF, Vancouver, British Columbia, Canada V6T 2A3*

³³*University of Michigan, Ann Arbor, Michigan 48109, USA*

³⁴*Michigan State University, East Lansing, Michigan 48824, USA*

³⁵*Institution for Theoretical and Experimental Physics, ITEP, Moscow 117259, Russia*

³⁶*University of New Mexico, Albuquerque, New Mexico 87131, USA*

³⁷*Northwestern University, Evanston, Illinois 60208, USA*

³⁸*The Ohio State University, Columbus, Ohio 43210, USA*

³⁹*Okayama University, Okayama 700-8530, Japan*

⁴⁰*Osaka City University, Osaka 588, Japan*

⁴¹*University of Oxford, Oxford OX1 3RH, United Kingdom*

⁴²*Istituto Nazionale di Fisica Nucleare, Sezione di Padova-Trento, ^{cc}University of Padova, I-35131 Padova, Italy*

⁴³*LPNHE, Université Pierre et Marie Curie/IN2P3-CNRS, UMR7585, Paris, F-75252 France*

⁴⁴*University of Pennsylvania, Philadelphia, Pennsylvania 19104, USA*

⁴⁵*Istituto Nazionale di Fisica Nucleare Pisa, ^{dd}University of Pisa,*

^{ee}*University of Siena and ^{ff}Scuola Normale Superiore, I-56127 Pisa, Italy*

⁴⁶*University of Pittsburgh, Pittsburgh, Pennsylvania 15260, USA*

⁴⁷*Purdue University, West Lafayette, Indiana 47907, USA*

⁴⁸*University of Rochester, Rochester, New York 14627, USA*

⁴⁹*The Rockefeller University, New York, New York 10065, USA*

⁵⁰*Istituto Nazionale di Fisica Nucleare, Sezione di Roma 1,*

⁹⁹*Sapienza Università di Roma, I-00185 Roma, Italy*

⁵¹*Rutgers University, Piscataway, New Jersey 08855, USA*

⁵²*Texas A&M University, College Station, Texas 77843, USA*

⁵³*Istituto Nazionale di Fisica Nucleare Trieste/Udine, I-34100 Trieste, ^{hh}University of Trieste/Udine, I-33100 Udine, Italy*

⁵⁴*University of Tsukuba, Tsukuba, Ibaraki 305, Japan*

⁵⁵*Tufts University, Medford, Massachusetts 02155, USA*

⁵⁶*Waseda University, Tokyo 169, Japan*

⁵⁷*Wayne State University, Detroit, Michigan 48201, USA*

⁵⁸*University of Wisconsin, Madison, Wisconsin 53706, USA*

⁵⁹*Yale University, New Haven, Connecticut 06520, USA*

(Dated: January 22, 2022)

We present the results of a search for pair production of a heavy top-like (t') quark decaying to Wq final states using data corresponding to an integrated luminosity of 5.6 fb^{-1} collected by the CDF II detector in $p\bar{p}$ collisions at $\sqrt{s} = 1.96 \text{ TeV}$. We perform parallel searches for $t' \rightarrow Wb$ and $t' \rightarrow Wq$ (where q is a generic down-type quark) in events containing a lepton and four or more jets. By performing a fit to the two-dimensional distribution of total transverse energy versus reconstructed t' quark mass, we set upper limits on the $t'\bar{t}'$ production cross section and exclude a standard model fourth-generation t' quark decaying to Wb (Wq) with mass below 358 (340) GeV/c^2 at 95% CL.

PACS numbers:

The top quark is one of the most recently discovered particles of the standard model (SM), and since its dis-

*Deceased

†With visitors from ^aUniversity of Massachusetts Amherst, Amherst, Massachusetts 01003, ^bIstituto Nazionale di Fisica Nucleare, Sezione di Cagliari, 09042 Monserrato (Cagliari), Italy, ^cUniversity of California Irvine, Irvine, CA 92697, ^dUniversity of California Santa Barbara, Santa Barbara, CA 93106 ^eUniversity of California Santa Cruz, Santa Cruz, CA 95064, ^fCERN, CH-1211 Geneva, Switzerland, ^gCornell University, Ithaca, NY 14853, ^hUniversity of Cyprus, Nicosia CY-1678, Cyprus, ⁱUniversity College Dublin, Dublin 4, Ireland, ^jUniversity of Fukui, Fukui City, Fukui Prefecture, Japan 910-0017, ^kUniversidad Iberoamericana, Mexico D.F., Mexico, ^lIowa State University, Ames, IA 50011, ^mUniversity of Iowa, Iowa City, IA 52242, ⁿKinki University, Higashi-Osaka City, Japan 577-8502, ^oKansas State University,

Manhattan, KS 66506, ^pUniversity of Manchester, Manchester M13 9PL, England, ^qQueen Mary, University of London, London, E1 4NS, England, ^rMuons, Inc., Batavia, IL 60510, ^sNagasaki Institute of Applied Science, Nagasaki, Japan, ^tNational Research Nuclear University, Moscow, Russia, ^uUniversity of Notre Dame, Notre Dame, IN 46556, ^vUniversidad de Oviedo, E-33007 Oviedo, Spain, ^wTexas Tech University, Lubbock, TX 79609, ^xIFIC(CSIC-Universitat de Valencia), 56071 Valencia, Spain, ^yUniversidad Tecnica Federico Santa Maria, 110v Valparaiso, Chile, ^zUniversity of Virginia, Charlottesville, VA 22906, ^{aa}Yarmouk University, Irbid 211-63, Jordan, ⁱⁱOn leave from J. Stefan Institute, Ljubljana, Slovenia,

covery [1, 2], the data collected at the Tevatron have been actively used to test the validity of the SM predictions of the top quark's properties. The top quark is unique because of its large mass of $173.3 \pm 1.1 \text{ GeV}/c^2$ [3], which distinguishes it from the other fermions of the SM. It is similar in mass to the weak force carriers (W and Z) as well as the expected mass range for the proposed SM Higgs boson [4]. One of the simplest extension of the SM is a fourth chiral generation of massive fermions. A fourth generation is predicted in a number of theories [5, 6] and is compatible with precision electroweak data [7, 8]. Furthermore, its existence would allow for a higher Higgs boson mass [9] and relax the tension between indirect predictions which point to very low masses [4] and direct searches [10, 11].

Fourth generation fermions with masses much higher than current lower bounds [12] would have sizable radiative corrections to the quark scattering amplitude [13], so the masses of heavy top-like (t') quark and heavy down-type (b') quarks should be in the range of a few hundred GeV/c^2 [8]. These ranges are accessible at the Tevatron collider. In addition, a small mass splitting between t' and b' is preferred, such that $m(b') + m(W) > m(t')$, and t' decays predominantly to Wq (a W boson and a down-type quark $q = d, s, b$) [8, 12, 14]. Previously published limits have excluded a b' at masses below $372 \text{ GeV}/c^2$ [15] and a t' at masses below $285 \text{ GeV}/c^2$, assuming that the t' decays to Wq [16].

In this Letter we report on a search for a t' quark decaying to Wq , where q can be either a generic down-type quark or specifically a b quark. We analyze a data set of $p\bar{p}$ collisions at $\sqrt{s} = 1.96 \text{ TeV}$ corresponding to an integrated luminosity of 5.6 fb^{-1} collected by the Collider Detector at Fermilab (CDF II) which is described elsewhere [17]. We search for pair production of such quarks using events characterized by a high- p_T lepton, large missing transverse energy \cancel{E}_T [18] and multiple hadronic jets. We assume that the new quark is heavier than the top quark and it is produced by strong interaction processes. With respect to [?] the analysis described herein utilizes a data sample approximately seven times larger, and adds a parallel search wherein it is assumed that the t' decays to Wb .

The data events used in the analysis are collected by triggers that identify at least one high- p_T e or μ candidate [19] or by a trigger requiring \cancel{E}_T plus jets [20]. Events are retained only if the electron or muon candidate has $p_T \geq 20$ (25 for the $t' \rightarrow Wq$ search) GeV/c and satisfies the typical CDF identification and isolation requirements [19]. Jets are reconstructed using a fixed cone algorithm of radius 0.4 in azimuth (ϕ) - pseudorapidity (η) space [18] and their energy is corrected for detector effects [21]. We require at least four jets with $E_T \geq 20 \text{ GeV}$ and $|\eta| < 2.0$. Missing transverse energy is reconstructed using fully corrected calorimeter and muon information [19] and required to have magnitude $\geq 20 \text{ GeV}$.

Selection requirements by search	
$t' \rightarrow Wq$	$t' \rightarrow Wb$
lepton $p_T \geq 25 \text{ GeV}/c$	lepton $p_T \geq 20 \text{ GeV}/c$
≥ 4 jets with $E_T \geq 20 \text{ GeV}$	≥ 4 jets with $E_T \geq 20 \text{ GeV}$
2 jets with $E_T \geq 25 \text{ GeV}$	
$\cancel{E}_T \geq 20 \text{ GeV}$	$\cancel{E}_T \geq 20 \text{ GeV}$
$M_{T,W} > 20 \text{ GeV}/c^2$	≥ 1 jet identified
$\cancel{E}_{T,sig} > -0.05 \cdot M_{T,W} + 3.5$	as coming from a b-jet
Requirements on $\Delta\phi$ between lead jet E_T or lepton p_T and \cancel{E}_T	

TABLE I: Summary of selection criteria

For the $t' \rightarrow Wb$ search at least one of the jets must be identified as having originated from a bottom quark (b -tagged) by a secondary vertex tagging algorithm [22]. In order to reduce the contribution of the multijet (QCD) background for the $t' \rightarrow Wq$ search we make some additional requirements. We ask that at least two of the jets have $E_T \geq 25 \text{ GeV}$, that $M_{T,W} > 20 \text{ GeV}/c^2$ and that $\cancel{E}_{T,sig} > -0.05 \cdot M_{T,W} + 3.5$, where $M_{T,W}$ is the transverse leptonically decaying W boson mass, and $\cancel{E}_{T,sig}$ is the \cancel{E}_T significance [23].

The main contribution to the selected sample of events comes from $t\bar{t}$ production, which is modeled using the PYTHIA v6.216 Monte Carlo (MC) generator [24] assuming $m_t = 172.5 \text{ GeV}/c^2$. The ALPGEN [25] v2.10 matrix-element generator interfaced to PYTHIA v6.325 is used to simulate W +jets and Z/γ^* + jets events. The W +jets samples are generated separately for $W + b\bar{b} + \text{jets}$, $W + c\bar{c} + \text{jets}$, $W + c + \text{jets}$ and $W + \text{light flavor}$. Other backgrounds include diboson production (WW, WZ, ZZ) modeled with PYTHIA, single top-quark production simulated using MADGRAPH+PYTHIA [24, 26] and multi-jet QCD events modeled using a jet-triggered data sample normalized to a background-dominated region at low \cancel{E}_T . The signal sample of $t'\bar{t}'$ production is generated with PYTHIA. The detector response in all MC samples is modeled by a GEANT3-based detector simulation [27].

When examining control regions for the $t' \rightarrow Wq$ search, defined by events having less than four jets but passing all the other selection criteria, it was observed that the MC under-predicted events in the tails of jet E_T and lepton p_T distributions. For events with electrons this observed mis-modeling was found in events with a high E_T lead (highest E_T) jet or high lepton p_T ; for events with muons the discrepancy was present for high lepton p_T . Since for misreconstructed events a correlation between the misreconstructed object and the \cancel{E}_T is expected, cuts are placed on the $\Delta\phi$ between the physics object in question and the \cancel{E}_T . For electron events with lead jet $E_T \geq 160 \text{ GeV}$ it is required that the $\Delta\phi$ between the \cancel{E}_T and the lead jet be at least 0.6. For electron events with lepton $p_T \geq 120 \text{ GeV}/c$ it is required that the $\Delta\phi$ between the lepton and the \cancel{E}_T be less than

2.6. For muon events there are two categories: muons coming from high- p_T lepton triggers, and muons from triggers based on high \cancel{E}_T plus jets. For muons in the first category if the lepton p_T is greater than 120 GeV/c it is required that the $\Delta\phi$ between the lepton and the \cancel{E}_T be less than 2.6. For muons in the second category if the lepton p_T is greater than 120 GeV/c it is required that the $\Delta\phi$ between the lepton and the \cancel{E}_T be between 0.4 and 2.6. These cuts only reduce our signal efficiency by 0.5% and greatly improve our modeling of the tails of the kinematic distributions. Our selection requirements for both searches are summarized in Table I. After all selection and trigger requirements we observe 1,441 (4,390) events for the $t' \rightarrow Wb$ (Wq) search.

The total transverse energy (H_T), defined as

$$H_T = \sum_{jets} E_T + E_{T,\ell} + \cancel{E}_T, \quad (1)$$

serves as a good discriminator between standard model and new physics processes associated with production of high mass particles. In addition we make use of the assumption that the t' decay chain is identical to the one of the top quark, and reconstruct its mass (M_{reco}) using the standard χ^2 -based fit of the kinematic properties of final t' decay products, the same technique utilized in top quark mass measurement analyses [28].

We perform the search for a t' signal by employing a two-dimensional (2D) binned likelihood fit in both H_T and M_{reco} . In order to improve the discrimination between potential t' signal and SM backgrounds, we split the events into four samples, based on the number of jets (exactly 4 or ≥ 5), and good or poor mass reconstruction χ^2 ($\chi^2 < 8$ and $\chi^2 \geq 8$). The sample with exactly 4 jets and good χ^2 has the largest sample size due to the fact that the majority of $t\bar{t}$ events (61% [65%] out of all ≥ 4 jet $t\bar{t}$ events when [not] requiring a jet tagged as a b quark) fall into this category. The t' mass reconstruction is best in this category but the $t'\bar{t}'$ events are distributed more uniformly than $t\bar{t}$ events among all four categories of events. To ensure sufficient MC statistics on the high energy tails, we developed an algorithm that merges bins with low MC statistics together into super-bins. The super-bins are defined by the requirement that each super-bin in a template has a relative uncertainty due to MC statistics below 40%.

The fit is conducted simultaneously for four different sets of templates. The likelihood is defined as the product of the Poisson probabilities for observing $n_{i,k}$ events in the bin i, k of (H_T, M_{reco}) . The expected number of events in each bin, $\mu_{i,k}$, is given at base by the sum over all sources indexed by j :

$$\mu_{i,k} = \sum_j L_j \sigma_j \epsilon_{ikj} \quad . \quad (2)$$

Here the L_j are the integrated luminosities, the σ_j are the cross sections, and the ϵ_{ikj} are the efficiencies per bin

of (H_T, M_{reco}) . We calculate the likelihood as a function of the $t'\bar{t}'$ cross section, and apply Bayes' theorem with a uniform prior in σ to obtain a 95% CL upper limit or measure the production rate of $t'\bar{t}'$ events.

The production rates for $t'\bar{t}'$ events, $W +$ jets in the 4-jet bins, and $W +$ jets events in the ≥ 5 jet bins are three unconstrained independent parameters in the fit. Production rates for $t\bar{t}$, single top, dibosons and Z +jets [30–32] are constrained to their theoretically predicted values and uncertainties. We consider systematic uncertainties that affect only the normalization as well as those affecting the normalization and shape of the distributions. The normalization uncertainties and their magnitudes are: integrated luminosity (5.6%), lepton ID scale factors (1%), uncertainty on the parton distribution functions (1%) and wholly correlated theory uncertainty on the t' [33] and $t\bar{t}$ [30] cross section (10%). The shape and normalization systematics and their impact on the expected limit at a t' mass of 360 GeV/ c^2 (near the observed limit) are: jet energy scale (2.5%), the Q^2 scale at which $W +$ jets MC events are generated (2.5%), initial and final state radiation (2.5%) and, for the $t' \rightarrow Wb$ search only, uncertainty on the b -tagging of jets ($< 2.5\%$). All of the sources of systematic errors are treated in the likelihood as nuisance parameters constrained within their expected distributions. We adopt the profiling method [29] for dealing with these parameters, i.e. the likelihood is maximized with respect to the nuisance parameters. For normalization and shape uncertainties we use a vertical morphing technique [29] to change both shape and normalization when fitting. For these parameters we interpolate quadratically for less than one σ variance and extrapolate linearly for beyond one σ variance in the expectation value. Taking this into account the likelihood takes the following expression:

$$\mathcal{L}(\sigma_{t'\bar{t}'} | n_{i,k}) = \prod_{i,k,m,j} P(n_{i,k} | \mu_{i,k}) \times G(\nu_m | \tilde{\nu}_m, \sigma_{\nu_m}) \quad (3) \\ \times f_X(\nu_j | \tilde{\nu}_j, \sigma_{\nu_j})$$

where ν_m are the nuisance parameters used in the morphing parameters (constrained by gaussian G terms to their expectation) and ν_j are the nuisance parameters used in non-morphing parameters (constrained by log normal f_X terms to their expectations), such as $\sigma_{t\bar{t}}$, L_j and etc. $\tilde{\nu}_{m,j}$ are their central nominal values and $\sigma_{\nu_{m,j}}$ are their uncertainties.

We test the sensitivity of our method by drawing pseudoexperiments from standard model distributions i.e., assuming no t' contribution. The expected 95% CL upper limits on the $t'\bar{t}'$ production rate as a function of t' mass, for a t' decaying to Wb and Wq (assuming in either case a 100% branching ratio) are shown in Fig. 1. The dashed line is the theoretical prediction for a fourth generation t' with SM couplings [33].

We perform the analysis fit on the data which shows no significant excess from $t'\bar{t}'$ production. Results expressed

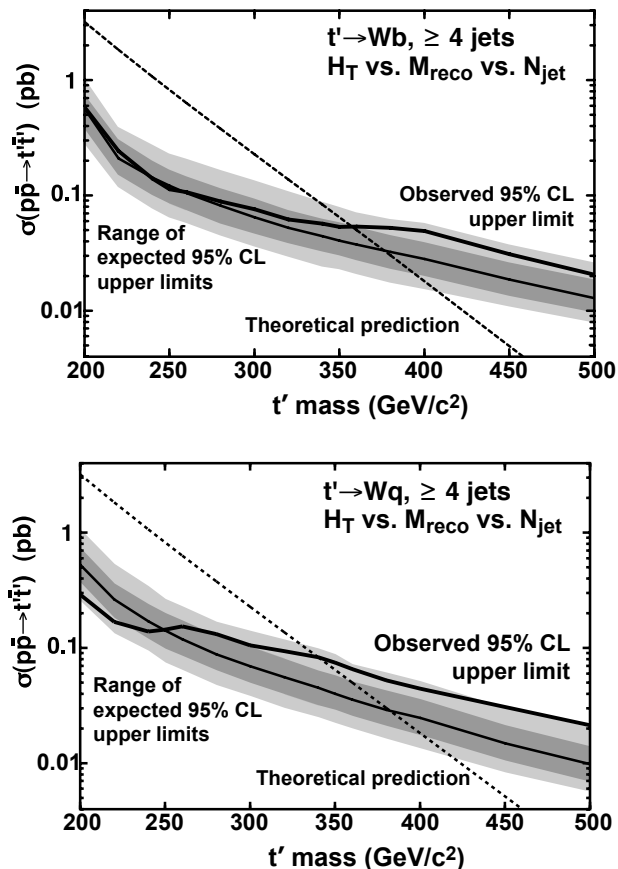


FIG. 1: Observed and expected 95% CL upper limits as a function of the mass of the t' quark, for a t' decaying to Wb (upper) and Wq (lower) with 100% branching ratio. The light and dark gray areas show the $\pm 1\sigma$ and $\pm 2\sigma$ areas around the expected limits. The dashed line is the theory expectation.

as a 95% CL upper limit on the cross section are shown in Fig. 1. The individual limits along with the expected ones from pseudo-experiments are listed in Table II and III.

Distributions of H_T and M_{reco} comparing the data with the fit to the backgrounds plus a signal contribution are shown in Figs. 2 and 3. The backgrounds are normalized to their fitted results and the t' signal with mass of 360 (350 for $t' \rightarrow Wq$) GeV/c^2 is normalized to its 95% CL upper limit value.

In conclusion, we present a search for pair production of a t' quark decaying to Wq , where q can be a generic down-type quark or specifically a b quark. Having observed no excess attributable to $t'\bar{t}'$ production, we exclude at 95% CL a t' quark with mass below 358 (340) GeV/c^2 for $t' \rightarrow Wb(Wq)$. Examining the results separately for the cases where the W decays to e or μ , we see no significant difference between them, obtaining separate limits of 292 (307 expected) GeV/c^2 for $t' \rightarrow Wb$ in

$m(t')$ (GeV/c^2)	expected limit (pb)	observed limit (pb)
180	$1.757^{+0.729}_{-0.519}$	1.814
200	$0.563^{+0.198}_{-0.178}$	0.581
220	$0.209^{+0.099}_{-0.058}$	0.242
240	$0.142^{+0.059}_{-0.041}$	0.139
250	$0.121^{+0.047}_{-0.036}$	0.113
260	$0.104^{+0.043}_{-0.029}$	0.106
280	$0.082^{+0.034}_{-0.025}$	0.088
300	$0.065^{+0.029}_{-0.018}$	0.076
320	$0.052^{+0.023}_{-0.013}$	0.062
340	$0.044^{+0.019}_{-0.011}$	0.057
350	$0.040^{+0.019}_{-0.010}$	0.053
360	$0.037^{+0.017}_{-0.010}$	0.054
380	$0.032^{+0.013}_{-0.009}$	0.052
400	$0.028^{+0.011}_{-0.008}$	0.049
450	$0.019^{+0.007}_{-0.006}$	0.031
500	$0.013^{+0.006}_{-0.003}$	0.020

TABLE II: Expected, with $\pm 1\sigma$ uncertainties, and observed limits on $t'\bar{t}'$ production cross section for a given mass assuming the t' quark decays to Wb .

the μ case and 306 (336 expected) GeV/c^2 for $t' \rightarrow Wb$ in the e case. These are the most stringent limits set on such a quark at this time. While these direct limits are set on a fourth generation massive up-like quark t' , this analysis is sensitive to models of other massive quarks with similar signatures.

We thank the Fermilab staff and the technical staffs of the participating institutions for their vital contributions. This work was supported by the U.S. Department of Energy and National Science Foundation; the Italian Istituto Nazionale di Fisica Nucleare; the Ministry of Education, Culture, Sports, Science and Technology of Japan; the Natural Sciences and Engineering Research Council of Canada; the National Science Council of the Republic of China; the Swiss National Science Foundation; the A.P. Sloan Foundation; the Bundesministerium für Bildung und Forschung, Germany; the World Class University Program, the National Research Foundation of Korea; the Science and Technology Facilities Council and the Royal Society, UK; the Institut National de Physique Nucleaire et Physique des Particules/CNRS; the Russian Foundation for Basic Research; the Ministerio de Ciencia e Innovación, and Programa Consolider-Ingenio 2010, Spain; the Slovak R&D Agency; and the Academy of Finland.

$m(t')$ (GeV/ c^2)	expected limit (pb)	observed limit (pb)
180	1.116 ^{+0.506} _{-0.332}	0.369
200	0.524 ^{+0.213} _{-0.153}	0.290
220	0.263 ^{+0.100} _{-0.081}	0.167
240	0.170 ^{+0.071} _{-0.050}	0.138
250	0.141 ^{+0.060} _{-0.042}	0.144
260	0.118 ^{+0.055} _{-0.032}	0.153
280	0.088 ^{+0.039} _{-0.024}	0.131
300	0.069 ^{+0.033} _{-0.019}	0.105
320	0.056 ^{+0.025} _{-0.016}	0.094
340	0.045 ^{+0.019} _{-0.013}	0.083
350	0.040 ^{+0.019} _{-0.011}	0.074
360	0.035 ^{+0.016} _{-0.009}	0.065
380	0.029 ^{+0.014} _{-0.008}	0.052
400	0.025 ^{+0.011} _{-0.008}	0.044
450	0.015 ^{+0.006} _{-0.004}	0.031
500	0.010 ^{+0.004} _{-0.003}	0.021

TABLE III: Expected, with $\pm 1\sigma$ uncertainties, and observed limits on $t'\bar{t}'$ production cross section for a given mass assuming the t' quark decays to Wq .

- [1] F. Abe *et al.* (CDF Collaboration), Phys. Rev. Lett. **74**, 2626 (1995).
- [2] S. Abachi *et al.* (D0 Collaboration), Phys. Rev. Lett. **74**, 2632 (1995).
- [3] The Tevatron Electroweak Working Group (CDF and D0 Collaborations), arXiv:1007.3178
- [4] ALEPH Collaboration, CDF Collaboration, D0 Collaboration, DELPHI Collaboration, L3 Collaboration, OPAL Collaboration, SLD Collaboration, LEP Electroweak Working Group, Tevatron Electroweak Working Group, SLD electroweak heavy flavour groups, arXiv:1012.2367
- [5] J. Silva-Marcos JHEP 0212 (2002) 036; E. Arik, O. Cakir, S. A. Cetin, and S. Sultansoy, Phys. Rev. D **66**, 033003 (2002), E. Arik, O. Cakir, S. A. Cetin, and S. Sultansoy, Acta Phys.Polon. B **37**, 2839 (2006),
- [6] N. Borstnik *et al.*, Bled workshops in physics, Vol.7, No. 2, DMFA-Zaloznistvo, Ljubljana, Dec. 2006,
- [7] V. A. Novikov, L. B. Okun, A. N. Rozanov, and M. I. Vysotsky, Phys. Lett. B **529**, 111 (2002); V. A. Novikov, L. B. Okun, A. N. Rozanov, and

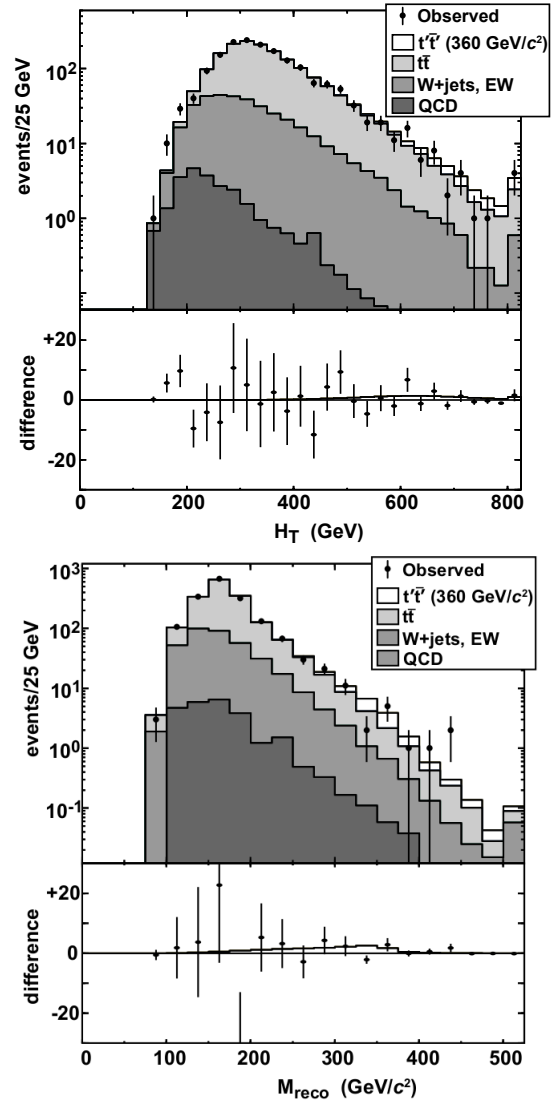


FIG. 2: Log scale distributions of H_T and M_{reco} comparing data (dots) with backgrounds (filled histograms) and signal (empty histogram). The $t'\bar{t}'$ signal is for a t' mass 360 GeV/ c^2 and a $t'\bar{t}'$ cross section corresponding to the 95% CL upper limit. The amounts of all backgrounds are set to their fitted results from the fit assuming t' decays to Wb . In the lower plot the points are the difference between the data and the sum of all the backgrounds, the histograms are the signal contribution.

- M. I. Vysotsky, JETP Lett. **76**, 127 (2002).
- [8] G. D. Kribs, T. Plehn, M. Spannowsky, and T. M. P. Tait, Phys. Rev. D **76**, 075016 (2007).
- [9] H.-J. He, N Polonsky, S. Su, Phys. Rev. D **64**, 053004 (2001).

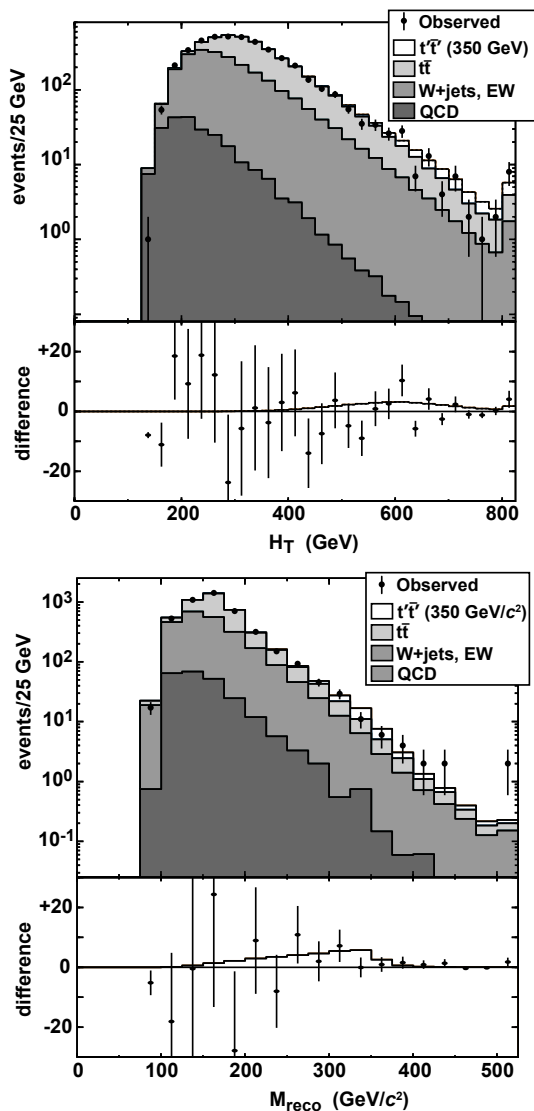


FIG. 3: Log scale distributions of H_T and M_{reco} comparing data (dots) with backgrounds (filled histograms) and signal (empty histogram). The $t'\bar{t}'$ signal is for a t' mass 350 GeV/c^2 and a $t'\bar{t}'$ cross section corresponding to the 95% CL upper limit. The amounts of all backgrounds are set to their fitted results from the fit assuming t' decays to Wq . In the lower plot the points are the difference between the data and the sum of all the backgrounds, the histograms are the signal contribution.

- [10] CDF Collaboration, D0 Collaboration and TEVNPBWG Working Group, arXiv:1103.3233
- [11] T. Aaltonen *et al.* (CDF Collaboration, D0 Collaboration), Phys. Rev. D. **82**, 011102 (2010).
- [12] K. Nakamura *et al.* (Particle Data Group), JPG **37**,

075021 (2010) (URL: <http://pdg.lbl.gov>)

- [13] M. Chanowitz, M. Furman, and I. Hinchliffe Phys. Lett. B **78** (1978).
- [14] P. H. Frampton, P. Q. Hung, and M. Sher, Phys. Rept. **330**, 263 (2000).
- [15] T. Aaltonen *et al.* (CDF Collaboration), Phys. Rev. Lett. **106**, 141803 (2011).
- [16] V. M. Abazov *et al.* (D0 Collaboration), Phys. Rev. Lett. **107**, 082001 (2011).
- [17] D. Acosta *et al.* (CDF Collaboration), Phys. Rev. D **71**, 032001 (2005).
- [18] CDF uses a cylindrical coordinate system with the z axis along the proton beam axis. θ is the polar angle relative to the proton beam direction, and ϕ is the azimuthal angle. Missing transverse energy, \cancel{E}_T , is defined as the magnitude of the vector $-\sum_i E_T^i \vec{n}_i$ where E_T^i are the magnitudes of transverse energy contained in each calorimeter tower i and \vec{n}_i is the unit vector from the interaction vertex to the tower in the transverse (x, y) plane. Pseudorapidity is defined as $\eta \equiv -\ln(\tan \frac{\theta}{2})$, while transverse momenta and energies of particles are defined as $p_T = |p| \sin \theta$ and $E_T = E \sin \theta$, respectively.
- [19] A. Abulencia *et al.* (CDF Collaboration), J. Phys. G Nucl. Part. Phys. **34**, 2457 (2007).
- [20] T. Aaltonen *et al.* (CDF Collaboration), Phys. Rev. Lett. **103**, 092002 2009
- [21] A. Bhatti *et al.*, Nucl. Instrum. Methods **A566**, 375 (2006).
- [22] D. Acosta *et al.* (CDF Collaboration), Phys. Rev. D **71**, 052003 (2005).
- [23] The significance of the missing transverse energy is defined as $\cancel{E}_{T, \text{sig}} = \frac{\cancel{E}_T}{\sqrt{\sum_{\text{jets}} C_{JES}^2 \cos^2(\Delta\phi_{\cancel{E}_T, \text{jet}}) + \cos^2(\Delta\phi_{\cancel{E}_T, \text{uncorr}}) \cancel{E}_{T, \text{corr}}}}$ where C_{JES} is a jet energy correction factor and $\Delta\phi_{\cancel{E}_T, \text{uncorr}}, \cancel{E}_{T, \text{corr}}$ is between the uncorrected and corrected \cancel{E}_T . The $M_{T,W}$ for an event is defined as $M_{T,W} = \sqrt{2|p_T^l||p_T^{\nu}|(1 - \cos(\Delta\phi(p_T^l, p_T^{\nu})))}$.
- [24] T. Sjöstrand *et al.*, Comput. Phys. Commun. **135**, 238 (2001).
- [25] M. L. Mangano *et al.*, J. High Energy Phys. **01** (2001) 10.
- [26] Johan Alwall, Pavel Demin, Simon de Visscher, Rikkert Frederix, Michel Herquet, Fabio Maltoni, Tilman Plehn, David L. Rainwater, and Tim Stelzer, arXiv:0706.2334
- [27] E. Gerchtein and M. Paulini, eConf C0303241, TUMT005

- (2003).
- [28] A. Abulencia *et al.*, (CDF Collaboration), Phys. Rev. D **73**, 032003 (2006).
- [29] J. S. Conway arXiv:1103.0354
- [30] U. Lagenfeld, S. Moch, and P. Uwer, Phys. Rev. D **80**, 054009 (2009).
- [31] J. Campbell and R. K. Ellis, Phys. Rev. D **60**, 113006 (1999).
- [32] B.W. Harris *et al.*, Phys. Rev. D **66**, 054024 (2002).
- [33] Private communication with M. L. Mangano.