

High p_T particle correlations in pp collisions at LHC/ALICE

Yaxian Mao^{1,2}, for the ALICE collaboration

¹ Key Laboratory of Quark & Lepton Physics (Huazhong Normal University),
Ministry of Education, Wuhan 430079, China

² Laboratoire de Physique Subatomique et de Cosmologie, Grenoble 38026, France

E-mail: Yaxian.Mao@cern.ch

Abstract. Two-particle correlation triggered by high- p_T particles allows us to study hard scattering phenomena when full jet reconstruction is challenging. An analysis of the first ALICE pp data where charged and neutral particles isolated or not are used as trigger particles is presented. The two-particle correlation between the trigger (t) and the associate (a) particles is studied as a function of the imbalance parameter $x_E = -\vec{p}_{T_a} \cdot \vec{p}_{T_t} / |\vec{p}_{T_t}|^2$ and interpreted in terms of jet fragmentation function.

1 Two-particle correlation measurements provide a suitable tool to study the
2 jet properties in proton-proton and heavy-ion collisions [1, 2] where the full jet
3 reconstruction is challenging and even impossible for jet- p_T below about 50 GeV/c. Such
4 a measurement can be further improved if the trigger particle is isolated. Ultimately,
5 selecting a direct photon as the trigger particle would provide the optimum choice since
6 the direct photon sets the reference of the $2 \rightarrow 2$ type of hard scattering kinematics
7 and balances the jet emitted in the opposite azimuthal direction. In addition, while
8 purely hadronic observables are strongly biased with respect to surface emission, photons
9 can sample the entire collision volume. However, identifying direct photons is quite
10 challenging because of their scarcity and the overwhelming contribution of hadron decay-
11 photons, mainly from π^0 . Applying isolation criteria (select trigger particles spatially
12 isolated) is the traditional approach to enrich the data sample with hadrons sampling
13 a large fraction of the parton momentum from which they fragment.

14 We have studied the two-particle correlation with the ALICE experiment [3] at
15 LHC in proton-proton collisions at $\sqrt{s} = 7$ TeV. The experimental technique consists in
16 tagging events with a leading trigger and measuring the distribution of charged hadrons
17 associated to this leading trigger from the same event. Such a measurement requires to
18 reconstruct charged tracks and identify neutral particles with good momentum/energy
19 resolution. In ALICE, the electromagnetic calorimeters, PHOS ($|\Delta\eta| < 0.12$ and $\Delta\phi$
20 $= 100^\circ$) and EMCAL ($|\Delta\eta| < 0.7$ and $\Delta\phi = 100^\circ$), allow us to measure and identify
21 photons and neutral mesons with high efficiency and resolution. Particles in the
22 calorimeters are detected as clusters of adjacent hit calorimeter cells. The Central
23 Tracking System (ITS and TPC), covering the pseudo-rapidity $-0.9 \leq \eta \leq +0.9$ and

24 the full azimuth [3], is used for charged track measurements, and contributes to the single
 25 particle jet events identification by applying the isolation technique. Two different types
 26 of trigger particle have been selected for the correlation study: (i) charged triggers are
 27 selected as the charged track with the highest transverse momentum among all the tracks
 28 in the event, (ii) neutral cluster triggers are defined as the calorimeter cluster with the
 29 highest energy among all detected clusters and among all the charged tracks detected in
 30 the same trigger hemisphere. At this early stage of the analysis, no particle identification
 31 has been applied yet on the calorimeters data, thus the cluster sample may contain a
 32 sizable fraction of charged particles which develop a shower in the calorimeters or high-
 33 p_T π^0 from which two decay photons merge into a single cluster. A Monte-Carlo study
 34 based on the PYTHIA [4] event generator indicates that the dominant contribution to
 35 the selected neutral cluster triggers is due to merged π^0 in the p_T region which could
 36 be statistically reached with the data available for our study. The results which will be
 37 discussed are the azimuthal correlation between the two particles, and the per-trigger
 38 conditional yield of charged hadrons as a function of the imbalance variable $x_E = \frac{\vec{p}_{T_t} \cdot \vec{p}_{T_a}}{|\vec{p}_{T_t}|^2}$,
 39 where $\vec{p}_{T_{t,a}}$ denote the amplitude of the transverse momenta of the trigger and associate
 40 particle, respectively.

41 The azimuthal correlation ($\Delta\phi = \phi_t - \phi_a$) between the trigger particle and the
 42 associate particles with transverse momentum threshold of $p_T > 1$ GeV/ c and $|\eta| < 0.8$
 43 for different p_T trigger bins is shown in Fig. 1. The resulting $\Delta\phi$ distribution is finally
 44 corrected for the two-particle pair efficiency. The structure of the azimuthal correlations
 45 show consistent results independent on the trigger type and of the calorimeter for the
 46 cluster triggers (Fig. 1). The main feature of these distributions is the typical 2-
 47 jets structure with a near side ($\Delta\phi = 0$) and away side ($\Delta\phi = \pi$) peak. The peaks
 48 become stronger when the trigger- p_T increases reflecting the increasing multiplicity of
 49 fragmented hadrons for increasing jet energies (on average the leading particle of a jet
 50 carries about 50% of its energy at LHC energy regime). The 2-jet structure sits on top
 51 of a flat background which originates from the correlation of the trigger particle with
 52 particles from the underlying event (all particles which do not originate from a hard
 53 scattering process).

54 The per-trigger conditional yield as a function of the variable x_E is used to study the
 55 away side jet fragmentation function. The accuracy of this description depends on how
 56 well the trigger particle momentum approximates the jet momentum. The measured
 57 x_E distribution contains contributions from away side jet fragmentation signal as well
 58 as background. To estimate this background, one assumes that the associate particles
 59 distribution from underlying events is isotropic in the full azimuth angle. Therefore,
 60 the background level can be calculated from the transverse azimuthal region where
 61 the jet signal is minimum. The resulting x_E signal distributions after underlying event
 62 background subtraction for different p_{T_t} bins exhibits remarkable uniformity of the slope.
 63 In order to quantify this feature, an exponential function ($dN/dx_E \propto C e^{-n \cdot x_E}$) is fitted
 64 to the x_E distribution in the range $0.4 < x_E < 0.8$, the fitting parameter n stands for
 65 the inverse x_E slope. Figure 2 shows the evolution of the inverse x_E slope as a function

66 of the mean trigger p_T obtained from ALICE data. The slopes extracted using charged
 67 and neutral triggers approach to each other with rising p_T . This behavior is expected
 68 as high p_T cluster triggers are mainly merged π^0 while low p_T clusters are dominated by
 single decay photon clusters from π^0 .

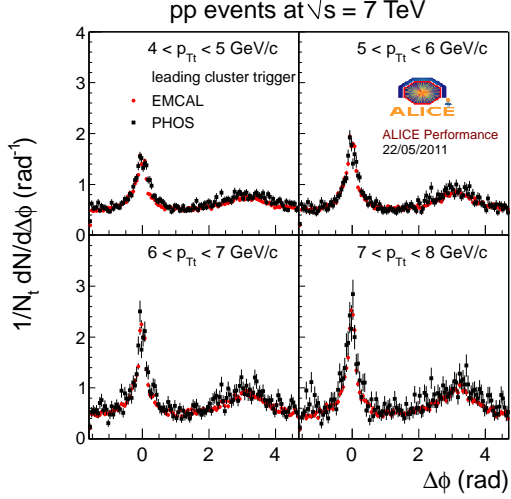


Figure 1. Two-particle correlation distribution as a function of the relative azimuthal angle between the cluster trigger and associate charged particles $\Delta\phi = \phi_t - \phi_a$ in pp collisions at $\sqrt{s} = 7$ TeV.

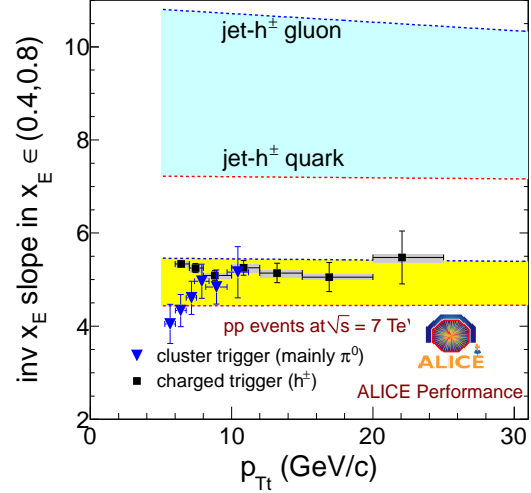


Figure 2. Extracted inverse x_E slope as a function of the mean trigger p_{Tt} for charged and neutral triggers in pp collisions at $\sqrt{s} = 7$ TeV.

69

70

71

72

73

74

75

76

77

78

79

80

81

82

83

84

85

86

87

Similar measurements performed at PHENIX [2] conclude that the x_E distribution is not sensitive to the away side jet fragmentation function because the trigger particle carries only a small fraction of the full jet energy ($z_t = \frac{p_{Tt}}{p_{Tjet}} < 1$). This conclusion is confirmed by our measurement where the measured inverse slope is in the region where one expects (yellow band) the x_E slope when the trigger particle samples the jet momentum at $z_t \sim 0.5$. The next step of the analysis consists in selecting isolated trigger with the goal to enrich the trigger sample with single hadron jet events or direct photon ($z_t \rightarrow 1$). To select isolated particles, one studies the charged hadronic activity around the trigger candidate, i.e., calculating the sum of the transverse momentum of all charged hadrons inside a cone with radius $R = 0.4$ rad around the trigger candidate and tags the trigger to be isolated if the sum is less than 10 % of the trigger's transverse momentum. The azimuthal correlation obtained with an isolated trigger (Fig. 3), compared to the one without isolation, shows an apparent single jet structure with, by construction, the absence of the near side peak whereas the away side peak remains present. The slight difference in the away side peak intensity before and after isolation can be explained by a z_t bias which is different in the case with and without isolation. From a Monte-Carlo study based on the PYTHIA event generator we have demonstrated that non-isolated triggers carry on average 50% of the jet energy while isolated triggers carry on average

88 80% of the jet energy. Therefore, for the same p_T trigger, the isolated one will sample
 89 a lower energy jet compared to the non-isolated trigger. The resulting inverse x_E slope
 90 parameter n obtained by the exponential fitting for the non-isolated and isolated triggers
 91 are presented in Fig. 4 as a function of the trigger transverse momentum. One observes
 92 that the n -value is generally higher for the isolated triggers than for the non-isolated
 93 triggers. The data points are also compared with prediction of a simple fragmentation
 94 model based on parent-child relation [5]. The slope approaches the region where one
 95 expects n to represent the slope of the true fragmentation function for quarks and gluons
 (blue band defined by $z_t = 1$).

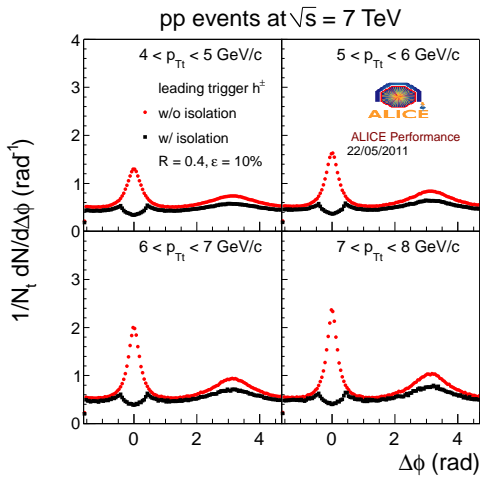


Figure 3. Two-particle correlation distribution as a function of the relative azimuthal angle between the trigger and associate charged particles $\Delta\phi = \phi_t - \phi_a$ for non-isolated and isolated charged triggers in pp collisions at $\sqrt{s} = 7$ TeV.

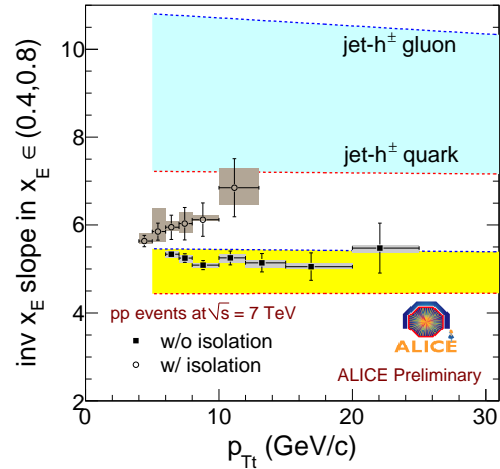


Figure 4. Extracted inverse x_E slope as a function of the mean trigger p_{Tt} for non-isolated and isolated charge triggers in pp collisions at $\sqrt{s} = 7$ TeV.

96

97

98

99

100

101

The results demonstrated that two particle correlation is a suitable tool to study jet properties, where two particle correlations show a di-jet structure and the isolated trigger-hadron correlations make a better description of the away side jet fragmentation. The future study will focus on the identified particle correlations which has potential to distinguish the quark jets (direct photon trigger) and gluon jets (π^0 trigger).

102

References

103

[1] A. Adare et al., PHENIX collaboration, 2006 *Phys. Rev. D* **74** 072002.

104

[2] A. Adare et al., PHENIX collaboration, 2010 *Phys. Rev. D* **82** 072001.

105

[3] K. Aamodt et al., ALICE collaboration, 2008, *JINST* **3** S08002.

106

[4] T. Sjostrand et al., *Comput. Phys. Commun.* 135 (2001) 238; hep-ph/0108264 (2001).

107

[5] J. D. Bjorken, 1973, *Phys. Rev. D* **8** 4098.