

Two-pion Bose-Einstein correlations in Pb–Pb collisions at 2.76 TeV with ALICE

J. Mercado for the ALICE Collaboration

Universität Heidelberg, Philosophenweg 12, 69120 Heidelberg, Germany

E-mail: mercado@physi.uni-heidelberg.de

Abstract. We present the first measurement of pion source radii in Pb–Pb collisions at the LHC. The radii were obtained by analyzing the Bose-Einstein enhancement in two-pion correlation functions. Like at lower energies, the radii drop with increasing transverse momentum, indicating presence of collective expansion. In absolute terms, all three radii (R_{out} , R_{side} , R_{long}) are larger than at RHIC, roughly consistent with a linear scaling with the cube root of the particle multiplicity.

1. Introduction

The main object of study of ALICE (A Large Ion Collider Experiment) is matter at extremely high energy density created in central collisions of heavy ions at the Large Hadron Collider (LHC) [1, 2, 3]. Experimentally, the expansion rate and the spatial extent at decoupling of the highly compressed strongly-interacting system created in these collisions are accessible via intensity interferometry, a technique which exploits the Bose–Einstein enhancement of identical bosons emitted close by in phase-space. This approach, known as Hanbury Brown–Twiss analysis (HBT) [4, 5], has been successfully applied in e^+e^- [6], hadron–hadron and lepton–hadron [7], and heavy-ion [8] collisions.

2. Data analysis

The data were collected in 2010 during the first lead beam running period of the LHC. For the present analysis we have used 1.6×10^4 events that correspond to the most central 5% of the hadronic cross section. The charged-particle pseudorapidity density measured in this centrality class is $\langle dN_{\text{ch}}/d\eta \rangle = 1601 \pm 60$ (syst.) [9]. The correlation analysis was performed using charged-particle tracks detected in the Inner Tracking System (ITS) and the Time Projection Chamber (TPC) of ALICE.

The two-particle correlation function is defined as the ratio $C(\mathbf{q}) = A(\mathbf{q})/B(\mathbf{q})$, where $A(\mathbf{q})$ is the measured distribution of the difference $\mathbf{q} = \mathbf{p}_2 - \mathbf{p}_1$ between the three-momenta of the two particles \mathbf{p}_1 and \mathbf{p}_2 , and $B(\mathbf{q})$ is the corresponding distribution formed by using pairs of particles where each particle comes from a different event (event mixing).

The efficiency with which two tracks are reconstructed within the TPC is a function of the separation between them. Track splitting (incorrect reconstruction of a signal produced by one particle as two tracks) and track merging (reconstructing one track instead of two) generally lead to structures in the two-particle correlation

functions if not properly treated. In this analysis, the track splitting effect is negligible and the track merging leads to a 20-30% loss of track pairs with a distance of closest approach in the TPC of 1 cm or less. This can be demonstrated by studying, in Monte Carlo simulations, distributions of reconstructed pairs in the $(\Delta\eta, \Delta\phi^*)$ plane. The two variables represent the longitudinal opening angle and the transverse angular separation at a given cylindrical radius, respectively, and are defined as

$$\begin{aligned}\Delta\eta &= \eta_2 - \eta_1, \\ \Delta\phi^* &= \Delta\varphi + \arcsin(0.075 r/p_{T,2}) - \arcsin(0.075 r/p_{T,1}).\end{aligned}\quad (1)$$

Here, $\Delta\varphi = \varphi_2 - \varphi_1$ is the initial transverse opening angle and $p_{T,1}$ and $p_{T,2}$ are the two transverse momenta in GeV/c; the cylindrical radius r is in m. The pair inefficiency in the separation variable $\Delta\phi^*$ is found to be sharpest at $r = 1.2$ m (Fig. 1). We avoid the two-track efficiency problem by including in the correlation analysis only those pairs for which $|\Delta\phi^*| < 0.02$ rad or $|\Delta\eta| < 0.01$.

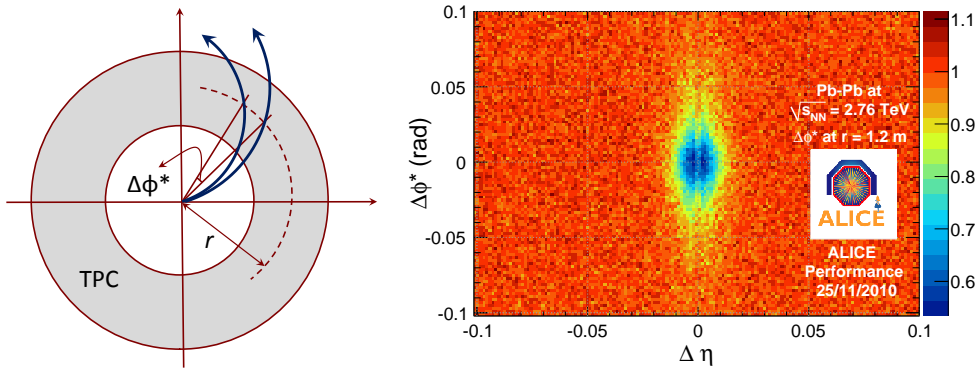


Figure 1. Separation between tracks within the TPC (left). Pair inefficiency in the separation variable $\Delta\phi^*$ calculated from momenta (right).

The three-dimensional correlation functions $C(q_{\text{out}}, q_{\text{side}}, q_{\text{long}})$ were studied in bins of transverse momentum, $k_T = |\mathbf{p}_{T,1} + \mathbf{p}_{T,2}|/2$, from 0.2 to 1.0 GeV/c and fitted by an expression [10] accounting for the Bose-Einstein enhancement and for the Coulomb interaction between the two particles:

$$\begin{aligned}C(\mathbf{q}) &= \mathcal{N} \{ (1 - \lambda) + \lambda K(q_{\text{inv}}) [1 + G(\mathbf{q})] \}, \\ G(\mathbf{q}) &= \exp[-(R_{\text{out}}^2 q_{\text{out}}^2 + R_{\text{side}}^2 q_{\text{side}}^2 + R_{\text{long}}^2 q_{\text{long}}^2)],\end{aligned}\quad (2)$$

with λ describing the correlation strength, and R_{out} , R_{side} , and R_{long} being the Gaussian HBT radii. The factor $K(q_{\text{inv}})$ is the squared Coulomb wave function averaged over a spherical source of size equal to the mean of R_{out} , R_{side} , and R_{long} .

The finite momentum resolution in the TPC smears out the correlation peak causing the extracted radii to be smaller than they actually are. This effect arises from the finite position resolution and from multiple scattering. The effect was studied by applying weights to pairs of tracks in simulated events so as to produce the correlation function expected for a given set of the HBT radii (Fig. 2). The reconstructed radii were found to differ from the input ones by up to 4%, depending on the radius and k_T . The corresponding correction was applied to the experimental HBT radii.

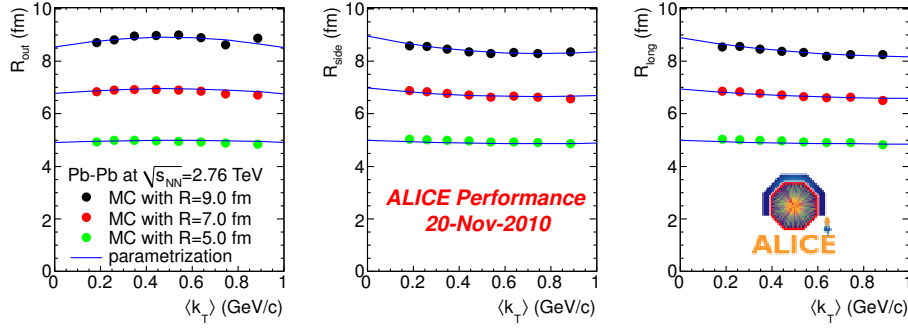


Figure 2. Radii reconstructed in Monte Carlo with fixed radii of 5, 7, and 9 fm, parametrized by a function approaching unity in the limit of small radii.

3. Results

The HBT radii extracted from the fit to the two-pion correlation functions and corrected as described in the previous section are shown as a function of $\langle k_T \rangle$ in Fig. 3 (left) [11]. The HBT radii for the 5% most central Pb-Pb collisions at $\sqrt{s_{NN}} = 2.76$ TeV are found to be significantly (10-35%) larger than those measured

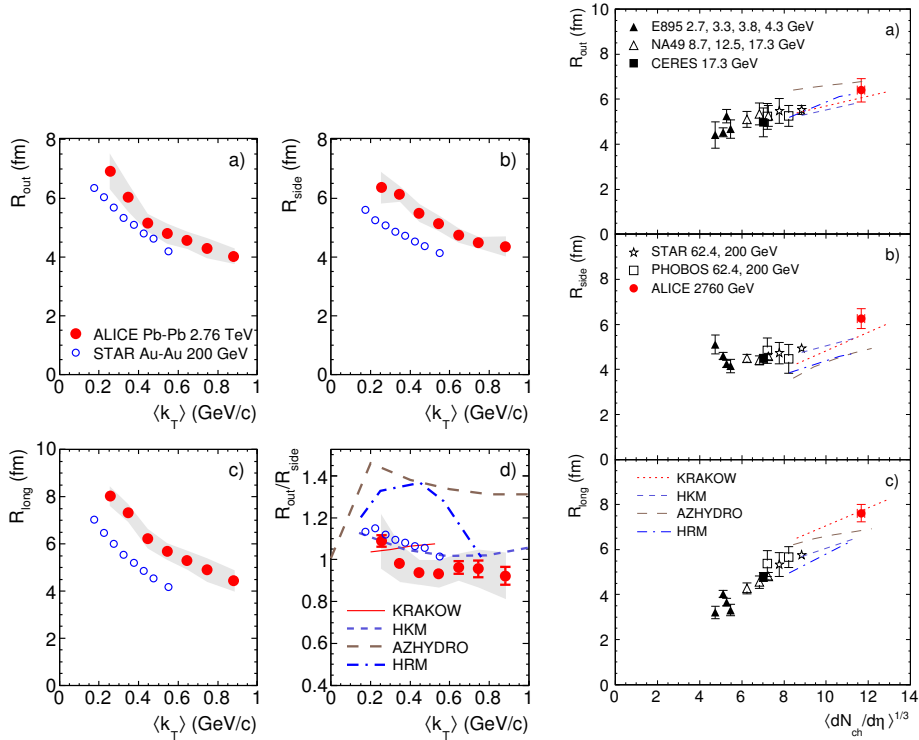


Figure 3. Transverse momentum (left) and beam energy (right) dependence of the radii compared to those at lower energies. The lines show model predictions.

by STAR in central Au–Au collisions at $\sqrt{s_{\text{NN}}} = 200$ GeV. As also observed in heavy-ion collision experiments at lower energies, the HBT radii show a decreasing trend with increasing k_{T} which is a characteristic feature of expanding particle sources.

The three radii at $\langle k_{\text{T}} \rangle = 0.3$ GeV/c are compared with experimental results at lower energies in Fig. 3 (right). The trend of radii growing approximately linearly with the cube root of the charged-particle pseudorapidity density, established at lower energies, continues at the LHC.

Available model predictions are compared to the experimental data (Fig. 3). While the increase of the radii between RHIC and the LHC is roughly reproduced by all four calculations, only those tuned to reproduce RHIC data are able to describe the experimental $R_{\text{out}}/R_{\text{side}}$ ratio as a function of k_{T} (see Ref. [11]).

The product of the three radii is related to the homogeneity volume and is found to be two times larger at LHC than at RHIC (Fig. 4, left). Finally, the decoupling time extracted from $R_{\text{long}}(k_{\text{T}})$ for midrapidity pions is 40% larger than at RHIC (Fig. 4, right).

Our results, taken together with those obtained from the study of multiplicity and the azimuthal anisotropy, indicate that the fireball formed in nuclear collisions at the LHC is hotter, lives longer, and expands to a larger size as compared to lower energies.

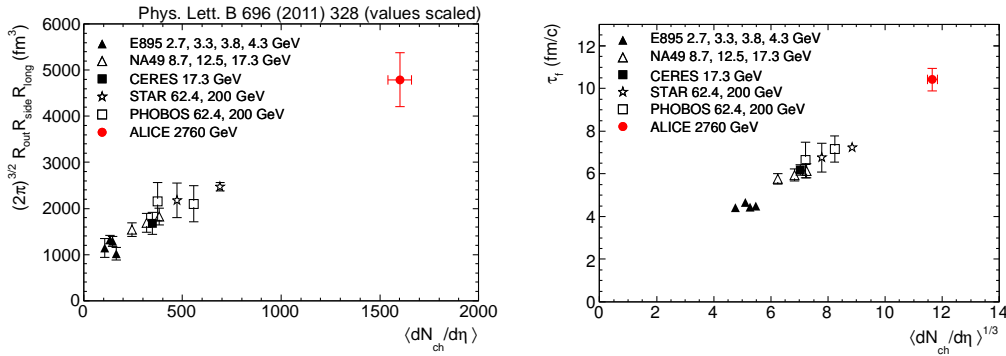


Figure 4. Product of the three pion HBT radii (left) and decoupling time (right) compared to the results obtained at lower energies.

References

- [1] K. Aamodt, et al., ALICE Collaboration, JINST **3**, S08002 (2008).
- [2] F. Carminati et al., ALICE Collaboration, J. Phys. **G30**, 1517–1763 (2004).
- [3] B. Alessandro et al., ALICE Collaboration, J. Phys. **G32**, 1295–2040 (2006).
- [4] R. Hanbury Brown, R. Twiss, Nature **178**, 1046 (1956).
- [5] R. Hanbury Brown, R. Q. Twiss, Phil. Mag. **45**, 663–682 (1954).
- [6] W. Kittel, Acta Phys. Polon. **B32**, 3927–3972 (2001).
- [7] G. Alexander, Rept. Prog. Phys. **66**, 481–522 (2003).
- [8] M. A. Lisa, S. Pratt, R. Soltz, U. Wiedemann, Ann. Rev. Nucl. Part. Sci. **55**, 357–402 (2005).
- [9] K. Aamodt, et al., ALICE Collaboration, Phys. Rev. Lett. **106**, 032301 (2011).
- [10] Y. Sinyukov, R. Lednicky, S. V. Akkelin, J. Pluta, B. Erasmus, Phys. Lett. **B432**, 248 (1998).
- [11] K. Aamodt, et al., ALICE Collaboration, Phys. Lett. **B696**, 328–337 (2011).