

# Effect of depreciation of the public goods in spatial public goods games

Dong-Mei Shi<sup>1, 2, \*</sup>, Yong Zhuang<sup>1</sup>, and Bing-Hong Wang<sup>1, 3†</sup>

<sup>1</sup>*Department of Modern Physics and Nonlinear Science Center,*

*University of Science and Technology of China, Hefei Anhui, 230026, PR China*

<sup>2</sup>*Department of Physics, Bohai University, Jinzhou Liaoning, 121000, PR China*

<sup>3</sup>*The Research Center for Complex System Science,*

*University of Shanghai for Science and Technology and Shanghai Academy of System Science, Shanghai 200093, PR China*

(Dated: April 3, 2024)

In this work, depreciated effect of the public goods is considered in the public goods games, which is realized by rescaling the multiplication factor  $r$  of each group as  $r' = r(\frac{n_{cx}}{G})^\beta$  ( $\beta \geq 0$ ). It is assumed that each individual enjoys the full profit of the public goods if all the players of this group are cooperators, otherwise, the value of the public goods is reduced to  $r'$ . It is found that compared with the original version ( $\beta = 0$ ), emergence of cooperation is remarkably promoted for  $\beta > 0$ , and there exit optimal values of  $\beta$  inducing the best cooperation. Moreover, the optimal plat of  $\beta$  broadens as  $r$  increases. Furthermore, effect of noise on the evolution of cooperation is studied, it is presented that variation of cooperator density with the noise is dependent of the value of  $\beta$  and  $r$ , and cooperation dominates over most of the range of noise at an intermediate value of  $\beta = 1.0$ . We study the initial distribution of the multiplication factor at  $\beta = 1.0$ , and find that all the distributions can be described as Gauss distribution.

PACS numbers: 89.65.-s, 87.23.Kg, 87.23.Ge

## I. INTRODUCTION

Evolutionary game theory [1–7] is widely applied to study the maintenance of cooperation among the selfish individuals. The prisoners' dilemma game (PDG) by pairwise interaction [8–10] and public goods game (PGG) by group interaction [11] have been extensively used to investigate the altruistic behavior. In a classical public goods game,  $N$  players are selected randomly from a large population, and each player has two choices: cooperation and defection. A cooperator will contribute a mount cost to the public pool, while a defector contributes nothing. The accumulative contribution is multiplied by a factor  $r$ , then redistributed equally among all the players. In a well-mixed population, it leads to a rock-scissors-paper dynamics when loner strategy is introduced [12]. Considering the limitation of the classical game theory, some mechanisms and theoretical supplement are proposed, such as reputation and punishment [13–18], network reciprocity [12, 19–22], voluntary participation [23–25].

Diversity or the inhomogeneity has been studied in many works, which mainly focuses on the network topology diversity or individual inhomogeneity [26–30]. Santos *et al.* have introduced social diversity by means of heterogeneous graphs, and concluded that cooperation is promoted by the diversity associated with the number and the size of the public goods game, as well as the individual contribution to each group [22]. Considering the profit diversity of the public goods in reality, group diversity is introduced in the public goods game

in which  $r$  follows a given distribution among the population [31]. However, in real situations, the value of the public goods is not invariable, but evolves because of the external conditions or the reasons of themselves. In this work, we study the evolution of cooperation in the spatial public goods games by considering the depreciated effect of public goods. It is assumed that each individual enjoys the full advantage of the public goods if all the people are cooperators in a single group, otherwise, the value of the multiplication factor of this group is reduced as a function of  $r(\frac{n_{cx}}{G})^\beta$ . No qualitative change happens when altering the initial distribution of the cooperators.

The paper is organized as follows. In section II, description of the model is proposed in detail. Numerical simulations and the correspondent analysis are presented in section III. Conclusions are drawn in the Section IV.

## II. MODELS

Public goods game is studied on a square lattice with periotic boundary conditions. Each player can either cooperate or defect, and interacts with its nearest four neighbors. Here each individual only participates in a *SINGLE* group. Considering the depreciated effect of the public goods, the multiplication factor  $r_x$  of the group centered on individual  $x$  is rescaled as

$$r'_x = r \left( \frac{n_{cx}}{G} \right)^\beta \quad (1)$$

where  $r$  is the multiplication factor indicating the full profit of the public goods of each group.  $n_{cx}$  denotes the number of cooperators in this group, and  $G$  ( $=5$ ) is the group size.  $\beta \geq 0$  is a tunable parameter, and when  $\beta = 0$ , the system returns to the original version in

\*Electronic address: sdm21@mail.ustc.edu.cn

†Electronic address: bhwang@ustc.edu.cn

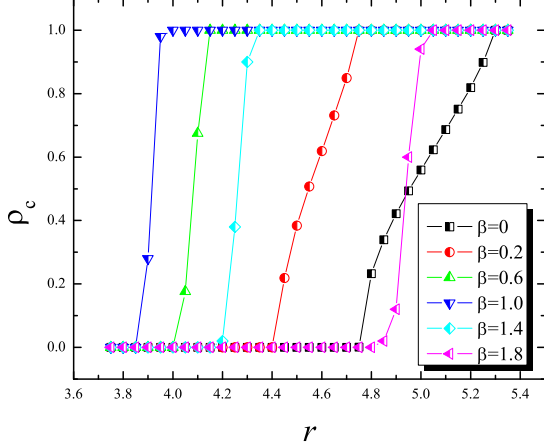


FIG. 1: (Color online) Cooperator density  $\rho_c$  as a function of multiplication factor  $r$  for different values of  $\beta$ .

which  $r$  is invariable and same in each group. The payoff of player  $x$  is given by

$$P_x = r'_x \frac{n_{cx}}{G} - s_x, \quad (2)$$

where  $s_x$  indicates the strategy of  $x$ ,  $s_x=1$  for a cooperator, and 0 for a defector.

After each time step, a player  $x$  will update its strategy by choosing a neighbor  $y$  randomly from the neighborhood. We adopt the updating rule depending on their total payoff difference,

$$W(s_x \rightarrow s_y) = \frac{1}{1 + \exp[(P_x - P_y)/\kappa]}, \quad (3)$$

where  $\kappa$  denotes the amplitude of noise level. Here we set  $\kappa = 0.1$ .

### III. SIMULATION AND ANALYSIS

Simulations are carried out for a population of  $N = 200 \times 200$  individuals with the synchronous updating rule. Initially, the two strategies of cooperation ( $C$ ) and defection ( $D$ ) are randomly distributed with the equal probability of 1/2. The key quantity for characterizing the cooperative behavior is the density of cooperators  $\rho_c$ , which is defined as the fraction of cooperators in the whole population. In the all simulations,  $\rho_c$  is obtained by averaging over the last 5000 Monte Carlo (MC) time steps of the total 45000. Each data point results from an average of 50 realizations.

Figure 1 shows the variation of  $\rho_c$  with  $r$  for different values of  $\beta$ . One can see that  $\rho_c$  increases with  $r$  for

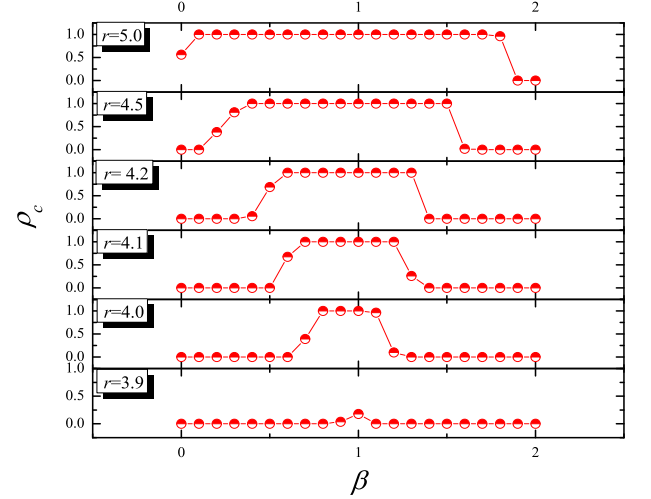


FIG. 2: (Color online) Variation of  $\rho_c$  with  $\beta$  for different values of  $r$ .

each  $\beta$ , and emergence of cooperation is remarkably promoted compared with the original version ( $\beta=0$ ). Moreover,  $\beta=1.0$  induces the best promotion, which suggests that there exist optimal values of  $\beta$  for the evolution of cooperation.

Then we study the effect of  $\beta$  on evolution of cooperation in Fig. 2 for different values of  $r$ . It is shown that for each value of  $r$ , there exist intermediate values of  $\beta$  leading to the highest cooperative level, and meanwhile, optimal plot of  $\beta$  is formed which broadens as  $r$  increases. Moreover, we can also conclude that the initial distribution of  $r$  has a critical impact on the evolution of cooperation from Fig. 2. It is shown that  $\delta$  ( $\beta = 0$ ) or polarized ( $\beta \rightarrow \infty$ ) distribution has an adverse effect on evolution of cooperation, which is consistent with the results in the previous work.

Before we further study, it is necessary to explain the results gained above. It is known that group diversity can promote cooperation in the public goods games in which the multiplication factor  $r$  follows a given distribution [31]. In our model, diversity of group forms when  $\beta > 0$  according to equation (1), and meanwhile, the diversity is not fixed, but evolves with the time step as cooperation evolves. The spatio-temporal diversity contributes to the spread of cooperation, and thereby better promotes the cooperative level than the fixed spatial diversity. Because in the fixed distribution of diversity, the players in disadvantageous group with very small values of  $r$  will always give up cooperating (see reference [31]).

Figure 3 shows the time evolution of cooperation for different values of  $\beta$  at  $r=4.5$ . It is found that for small  $\beta$  ( $\beta=0.2$ ), cooperative clusters are formed, and sustained as small sizes; when  $\beta$  is moderate, large clusters are formed, and are spreading over all the population as  $t$  evolves. While for the large values of  $\beta$ , cooperative clusters can't be sustained, and gradually exploited by the




FIG. 3: Time evolution of spatial distributions of cooperators (white) and defectors (black) at  $r=4.5$  for (a)  $\beta=0.2$ , (b)  $\beta=1.0$ , (c)  $\beta=1.8$ . The initial distribution of cooperators is uniform distribution for each condition.

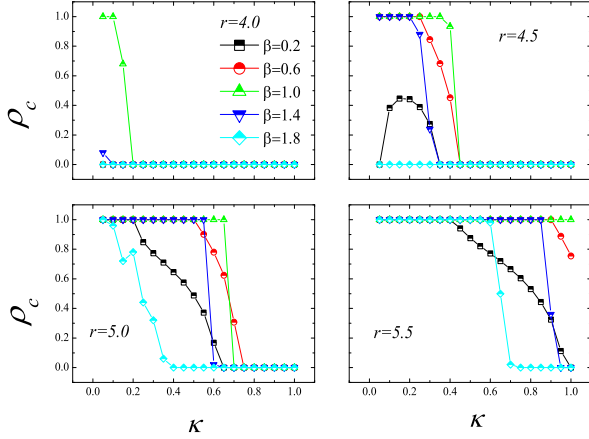


FIG. 4: (Color online) Cooperator density  $\rho_c$  as a function of noise amplitude  $\kappa$  for different values of  $\beta$  at  $r=4.0$ ,  $4.5$ ,  $5.0$ ,  $5.5$  respectively.

defectors with the time step.

We further investigate the impact of noise on the evolution of cooperation in Fig. 4 for different values of  $r$ . Apparently, the variation tendency of cooperator density  $\rho_c$  with  $\kappa$  not only depends on the value of  $r$ , but also has the relation with the value of  $\beta$ : when  $r$  is too small or too large,  $\rho_c$  decreases with  $\kappa$  for each  $\beta$ , while for a moderate value of  $r$ ,  $\rho_c$  plays nonmonotonic behavior at some value of  $\beta$  (e.g., see  $r=4.5$  at  $\beta=0.2$ ). It should

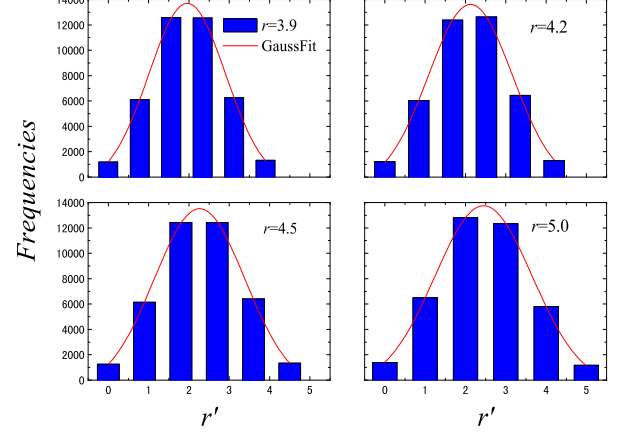


FIG. 5: (Color online) Initial distribution of  $r'$  at  $\beta = 1.0$  for different values of  $r$ . Here  $\kappa=0.1$ .

be also noted that cooperation almost dominates at an intermediate value of  $\beta=1.0$  for each  $r$ .

Given that the initial distribution of the group diversity plays an important part on the evolution of cooperation, we study the initial distribution of multiplication factor  $r'$  for different values of  $r$  at  $\beta = 1.0$  (see Fig. 5) in order to figure out why  $\beta=1.0$  has such an advantageous status in Fig. 4. It is surprisingly found that all the initial distribution can be described as Gauss distribution, which implies that Gauss distribution has a positive effect on the evolution of cooperation.

#### IV. CONCLUSIONS

In this work, evolution of cooperation was investigated in the spatial public goods games by considering the effect of depreciation of the public goods. We assumed that each individual enjoys the full profit of the public goods if all the players of this group are cooperators, otherwise, the value of public goods is depreciated, which is realized by rescaling the multiplication factor  $r$  of this group to  $r(\frac{n_{cc}}{G})^\beta$ . So that spatial diversity of the multiplication factor is formed among the population, and meanwhile, evolves with the time step as the cooperation evolves. We found that compared with the original version for  $\beta = 0$ , cooperative level is largely improved when  $\beta > 0$ , and there exist moderate values of  $\beta$  leading to a best cooperation. Moreover, optimal flat of  $\beta$  are formed, and broadens as  $r$  increases. The facilitation of cooperation should be attributed to the spatio-temporal diversity of the multiplication factor caused by the depreciated effect of the public goods: spatial diversity stimulates the emergence of cooperation, whereas temporal diversity of  $r$  contributes to the spread of cooperation. Furthermore, noise impact on the evolution of cooperation was studied, it was proved that the variation of cooperation density

not only depends on the values of  $r$ , but also has a close relation with the values of  $\beta$ . We also noted that there exists an intermediate value of  $\beta = 1.0$  inducing the best cooperation over most of the range of noise. In order to explain this phenomenon, initial distribution of multiplication factor at  $\beta = 1.0$  is studied. It was shown that all the distribution can be depicted by the Gauss distribution, which suggested that Gauss distribution has a positive effect on the evolution of cooperation.

Our work reiterates the importance of the diversity on the evolution of cooperation, and meanwhile, that Gauss distribution has such an advantageous status may give us

some inspiration to study the cooperation in a different way.

This work is funded by the National Basic Research Program of China (973 Program No. 2006CB705500), the National Important Research Project: (Study on emergency management for non-conventional happened thunderbolts, Grant No. 91024026), the National Natural Science Foundation of China (Grant Nos. 10975126, 10635040), the Specialized Research Fund for the Doctoral Program of Higher Education of China (Grant No. 20093402110032).

- 
- [1] K. G. Binmore, *Playing Fair: Game Theory and the Social Contract* (MIT, Cambridge, 1994).
  - [2] A. M. Colman, *Game Theory and Its Applications in the Social and Biological Sciences* (Butterworth-Heinemann, Oxford, 1995).
  - [3] J. Hofbauer and K. Sigmund, *The Theory of Evolution and Dynamical Systems* (Cambridge University Press, Cambridge, 1988).
  - [4] H. Gintis, *Game Theory Evolving* (Princeton University Press, Princeton, 2000).
  - [5] M. A. Nowak, *Evolutionary Dynamics: Exploring the Equations of Life* (Harvard University Press, Cambridge, MA, 2006).
  - [6] G. Szabó and G. Fáth, *Phys. Rep.* **446**, 97 (2007).
  - [7] M. A. Nowak, *Science* **314**, 1560 (2006).
  - [8] R. Axelrod, W.D. Hamilton, *Science* **211** 1390 (1981).
  - [9] F. C. Santos and J. M. Pacheco, *Phys. Rev. Lett.* **95**, 098104 (2005).
  - [10] G. Szabó, J. Vukov, and A. Szolnoki, *Phys. Rev. E* **72**, 047107 (2005).
  - [11] J. H. Kagel and A. E. Roth, *The Handbook of Experimental Economics*, (Princeton University Press, Princeton, 1995).
  - [12] G. Szabó and C. Hauert, *Phys. Rev. Lett.* **89**, 118101 (2002).
  - [13] E. Fehr and S. Gächter, *Nature (London)* **415**, 137 (2002).
  - [14] R. Boyd, H. Gintis, S. Bowles, and P. J. Richerson, *Proc. Natl. Acad. Sci. U.S.A.* **100**, 3531 (2003).
  - [15] M. A. Nowak and K. Sigmund, *Nature (London)* **437**, 1291 (2005).
  - [16] A. Traulsen and M. A. Nowak, *Proc. Natl. Acad. Sci. U.S.A.* **103**, 10952 (2006).
  - [17] C. Hauert, A. Traulsen, H. Brandt, M. A. Nowak, and K. Sigmund, *Science* **316**, 1905 (2007).
  - [18] H. Ohtsuki, Y. Iwasa, and M. A. Nowak, *Nature (London)* **457**, 79 (2009).
  - [19] M. A. Nowak and R. M. May, *Nature (London)* **359**, 826 (1992).
  - [20] C. Hauert and M. Doebeli, *Nature (London)* **428**, 643 (2004).
  - [21] F. C. Santos, J. M. Pacheco, and T. Lenaerts, *Proc. Natl. Acad. Sci. U.S.A.* **103**, 3490 (2006).
  - [22] F. C. Santos, M. D. Santos, and J. M. Pacheco, *Nature (London)* **454**, 213 (2008).
  - [23] C. Hauert, S. D. Monte, J. Hofbauer, and K. Sigmund, *J. Theor. Biol.* **218**, 187 (2002).
  - [24] G. Szabó and C. Hauert, *Phys. Rev. E* **66**, 062903 (2002).
  - [25] C. Hauert, M. Holmes, and M. Doebeli, *Proc. R. Soc. London, Ser. B* **273**, 2565 (2006).
  - [26] J. Y. Guan, Z. X. Wu and Y. H. Wang, *Phys. Rev. E*, **76**, 056101 (2007).
  - [27] A. Szolnoki and M. Perc, *New J. Phys.*, **10**, 043036 (2008).
  - [28] A. Szolnoki, M. Perc and G. Szabó, *Eur. Phys. J. B*, **61**, 505 (2008).
  - [29] H. X. Yang, W. X. Wang, Z. X. Wu, Y. C. Lai and B. H. Wang, *Phys. Rev. E*, **79**, 056107 (2009).
  - [30] M. Perc and A. Szolnoki, *Phys. Rev. E*, **77**, 011904 (2008).
  - [31] D. M. Shi, Y. Zhuang and B. H. Wang, *EPL* **90**, 58003 (2010).