

Fröhlich Polarons

Lecture course including detailed theoretical derivations*

Jozef T. L. Devreese**

Theory of Quantum and Complex Systems (TQC), Universiteit Antwerpen,

CDE, Universiteitsplein, 1, B-2610 Antwerpen, Belgium

(Dated: December 30, 2021)

Abstract

Based on a course presented by the author at the International School of Physics Enrico Fermi, CLXI Course, "Polarons in Bulk Materials and Systems with Reduced Dimensionality", Varenna, Italy, 21.6. - 1.7.2005, including further developments since 2005.

In the present course, an overview is presented of the fundamentals of continuum-polaron physics, which provide the basis of the analysis of polaron effects in ionic crystals and polar semiconductors. These Lecture Notes deal with "large", or "continuum", polarons, as described by the Fröhlich Hamiltonian. The emphasis is on the polaron optical absorption, with detailed mathematical derivations.

Appendix A treats optical conductivity of a strong-coupling polaron.

Appendix B considers Feynman's path-integral polaron treatment approached using time-ordered operator calculus.

Appendix C is devoted to the many-body large polaron optical conductivity in Nb doped strontium titanate.

Appendix D contains summary of the present state of the problem of the polaron mobility. **It is remarkable that the theory of the polaron mobility developed by Kadanoff [65], which was recognized during a long time, needs a correction factor as found in Ref. [151] and independently confirmed in the recent work [153].**

Appendix E lists recent publications on Fröhlich polarons in Nature, Science and Physical Review Letters appeared from 2005 to 2015.

*The printed version of these Lectures is copyrighted by TQC – Departement Fysica – Universiteit Antwerpen / Jozef T. L. Devreese; **Electronic address: jozef.devreese@uantwerpen.be

Preface to the 5th edition

Since 2005, when the first edition of the present Lecture Course was prepared, polaron physics continued to intensely develop, involving new areas and testing new powerful methods. In subsequent editions, these new developments are included in order to emphasize which of them we consider important.

Renewed interest in large (Fröhlich) polarons has been inspired by recent experimental advances in the determination of the band structure of highly polar oxides [1]. The optical response of complex oxides clearly reveals the polaron features and can shed light on the band structure of a crystal and its polaron characteristics. The interpretation of the measured data is essential to achieve a comprehensive understanding and to optimize practical application of functional materials. In particular, the question whether the polarons are large or small is often a subject of intense discussions, for example, in the case of SrTiO_3 and TiO_2 , key materials in many technological sectors.

In the recent ARPES measurements [1] no clear signatures of small-polaron phenomena in n -doped strontium titanate were found, and the conclusion was reached that small polarons are not formed in strontium titanate. The electron-phonon coupling strength in strontium titanate $\alpha \approx 3.6$ obtained in Ref. [2] is typical for a rather moderate coupling that makes the formation of small polarons in the conduction band of SrTiO_3 hardly possible. On the contrary, recent density functional calculations [3, 4] show that excess electrons form small polarons if the density of electronic carriers is sufficiently high. This opens the interesting possibility to study an interplay of small and large polarons in SrTiO_3 and other oxides. In Ref. [5], the many-large-polaron model gives then a convincing interpretation of the experimentally observed mid-infrared band of $\text{SrTi}_{1-x}\text{Nb}_x\text{O}_3$.

The polaron theory is a testing field for new powerful theoretical quantum field methods, such as the Diagrammatic Quantum Monte Carlo (DQMC) method. Applied first to the calculation of the ground-state energy of a Fröhlich polaron [6], DQMC has been successful in the calculation of the optical conductivity of the Fröhlich polaron [7]. This inspired attempts to develop analytical methods for the polaron optical response. The recent work on the strong-coupling large-polaron optical conductivity [8] shows a good agreement with DQMC in the strong-coupling limit. In Ref. [9], the momentum average approximation is applied to derive an analytic expression for the optical conductivity of a small polaron, that

very well matches the DQMC data.

The polaron theory has found recently several new interesting applications. One of them is the theoretical interpretation of the physics of an impurity immersed in an atomic Bose-Einstein condensate. In Refs. [10, 11], the ground-state energy of the BEC polaron has been studied on the basis of a Fröhlich type Hamiltonian using the Feynman variational technique and the DQMC method. In Ref. [12], the problem of the BEC polaron has been treated using the renormalization group method. It successfully retrieves the DQMC results in the whole (available for the comparison) range of the particle-phonon coupling strength.

In summary, polaron physics recently demonstrated new fascinating developments, that makes the present lecture course timely and relevant.

-
- [1] W. Meevasana, X. J. Zhou, B. Moritz, C.-C. Chen, R. H. He, S.-I. Fujimori, D. H. Lu, S.-K. Mo, R. G. Moore, F. Baumberger, T. P. Devereaux, D. van der Marel, N. Nagaosa, J. Zaanen and Z.-X. Shen, *New Journal of Physics* **12**, 023004 (2010).
 - [2] J. L. M. van Mechelen, D. van der Marel, C. Grimaldi, A. B. Kuzmenko, N. P. Armitage, N. Reyren, H. Hagemann, and I. I. Mazin, *Phys. Rev. Lett.* **100**, 226403 (2008).
 - [3] M. Setvin, C. Franchini, X. Hao, M. Schmid, A. Janotti, M. Kaltak, C. G. Van de Walle, G. Kresse, and U. Diebold, *Phys. Rev. Lett.* **113**, 086402 (2014).
 - [4] X. Hao, Z. Wang, M. Schmid, U. Diebold, and C. Franchini, *Phys. Rev. B* **91**, 085204 (2015).
 - [5] J. T. Devreese, S. N. Klimin, J. L. M. van Mechelen, and D. van der Marel, *Phys. Rev. B* **81**, 125119 (2010).
 - [6] A. S. Mishchenko, N. V. Prokof'ev, A. Sakamoto, and B. V. Svistunov, *Phys. Rev. B* **62**, 6317 (2000).
 - [7] A. S. Mishchenko, N. Nagaosa, N. V. Prokof'ev, A. Sakamoto, and B. V. Svistunov, *Phys. Rev. Lett.* **91**, 236401 (2003).
 - [8] S. N. Klimin and J. T. Devreese, *Phys. Rev. B* **89**, 035201 (2014).
 - [9] G. L. Goodvin, A. S. Mishchenko, and M. Berciu, *Phys. Rev. Lett.* **107**, 076403 (2011).
 - [10] J. Tempere, W. Casteels, M. K. Oberthaler, S. Knoop, E. Timmermans, and J. T. Devreese, *Phys. Rev. B* **80**, 184504 (2009); **87**, 099903 (2013).
 - [11] J. Vlietinck, W. Casteels, K. Van Houcke, J. Tempere, J. Ryckebusch, and J. T. Devreese,

New J. Phys. 17, 033023 (2015).

[12] F. Grusdt, Y. E. Shchadilova, A. N. Rubtsov, and E. Demler, Sci. Rep. **5**, 12124 (2015).

Contents

<i>Preface to the 5th edition</i>	2
References	3
I Single polaron	
I. Introduction. The "standard" theories	9
A. The polaron concept	9
B. Intuitive concepts	10
C. The Fröhlich Hamiltonian	14
D. Infinite mass model ["shift"-operators]	15
E. The "standard" theories	16
1. Weak coupling via a perturbation theory	16
2. Weak coupling via a canonical transformation ["shift"-operators]	17
3. Strong coupling via a canonical transformation ["shift"-operators]	19
4. All-coupling theory. The Feynman path integral	28
5. On Monte Carlo calculations of the polaron free energy	30
6. On the contributions of the N -phonon states to the polaron ground state	32
F. Polaron mobility	35
II. Optical Absorption. Weak coupling	37
A. Optical absorption at weak coupling [within the perturbation theory]	37
B. Optical absorption at weak coupling [within the canonical-transformation method [73] (DHL)]	38
III. Optical absorption. Strong coupling	45
IV. Arbitrary coupling	47
A. Impedance function of large polarons: An alternative derivation of FHIP [76]	47
B. Calculation of the memory function (Devreese <i>et. al.</i> [50])	69
C. Discussion of optical absorption of polarons at arbitrary coupling	72
1. Sum rules for the optical conductivity spectra	76

D. Scaling relations	79
1. Derivation of the scaling relations	79
2. Check of the scaling relation for the path integral Monte Carlo result for the polaron free energy	86
Appendix 1. Weak coupling: LLP approach	87
Appendix 2. Expansion in Stieltjes continuous fractions [54]	100

II Many polarons

V. Optical conductivity of an interacting many-polaron gas	104
A. Kubo formula for the optical conductivity of the many-polaron gas	104
B. Force-force correlation function	107
C. Canonical transformation	109
D. Dynamic structure factor	112
1. Calculation of the dynamic structure factor using the retarded Green's functions	116
2. Plasmon-phonon contribution	120
E. Comparison to the infrared spectrum of $\text{Nd}_{2-x}\text{Ce}_x\text{CuO}_{2-y}$	121
F. Experimental data on the optical absorption in manganites: interpretation in terms of a many-polaron response	122
VI. Interacting polarons in a quantum dot	126
A. The partition function and the free energy of a many-polaron system	126
B. Model system	132
1. Analytical calculation of the model partition function	133
C. Variational functional	137
D. Two-point correlation functions	141
1. The correlation function $\tilde{g}(\mathbf{q}, \tau \{N_\sigma\}, \beta)$	142
E. Many-polaron ground state in a quantum dot: extrapolation to the homogeneous limit and comparison to the results for a polaron gas in bulk [90]	152
F. Optical conductivity	156
1. Selected results: the manifestations of the shell filling in optical conductivity	162

VII. Variational path-integral treatment of a translation invariant N-polaron system	165
A. The many-polaron system	165
B. Variational principle	166
C. Results	168
VIII. Ripplonic polarons in multielectron bubbles	171
A. Ripplon-phonon modes of a MEB	171
B. Electron-ripplon interaction in the MEB	173
C. Locally flat approximation	174
D. Ripplopolaron in a Wigner lattice: the mean-field approach	174
E. Ripplopolaron Wigner lattice at finite temperature	176
F. Melting of the ripplopolaron Wigner lattice	178
Acknowledgments	182
A. Optical conductivity of a strong-coupling Fröhlich polaron [<i>S. N. Klimin and J. T. Devreese, Phys. Rev. B 89, 035201 (2014)</i>]	182
1. Introduction	182
2. Optical conductivity	184
3. Results and discussion	191
4. Conclusions	195
5. Appendix 1. Correlation function	195
6. Appendix 2. Effective phonon modes	198
a. Exact averaging	199
b. Averaging neglecting the Jahn-Teller effect	202
B. Feynman's path-integral polaron treatment approached using time-ordered operator calculus [<i>S. N. Klimin and J. T. Devreese, Solid State Communications 151, 144 (2011)</i>]	206
C. Many-body large polaron optical conductivity in $\text{SrTi}_{1-x}\text{Nb}_x\text{O}_3$ [<i>J. T. Devreese, S. N. Klimin, J. L. M. van Mechelen, and D. van der Marel, Phys. Rev. B 81, 125119 (2010)</i>]	217

1. Introduction	217
2. Optical conductivity of a gas of large polarons	221
a. Theory and experiment	226
b. Material parameters	226
3. Optical conductivity spectra	228
4. Conclusions	233
References	234
D. Notes on the polaron mobility	237
E. Selected publications on polarons in high-rating journals (Nature, Science, Physical Review Letters – 2005-2015)	246
References	257

Part I

Single polaron

I. INTRODUCTION. THE "STANDARD" THEORIES

A. The polaron concept

A charge placed in a polarizable medium is screened. Dielectric theory describes the phenomenon by the induction of a polarization around the charge carrier. The idea of the autolocalization of an electron due to the induced lattice polarization was first proposed by L. D. Landau [1]. In the further development of this concept, the induced polarization can follow the charge carrier when it is moving through the medium. The carrier together with the induced polarization is considered as one entity (see Fig.1). It was called a *polaron* by S. I. Pekar [2, 3]. The physical properties of a polaron differ from those of a band-carrier. A polaron is characterized by its *binding (or self-) energy* E_0 , an *effective mass* m^* and by its characteristic *response* to external electric and magnetic fields (e. g. dc mobility and optical absorption coefficient).

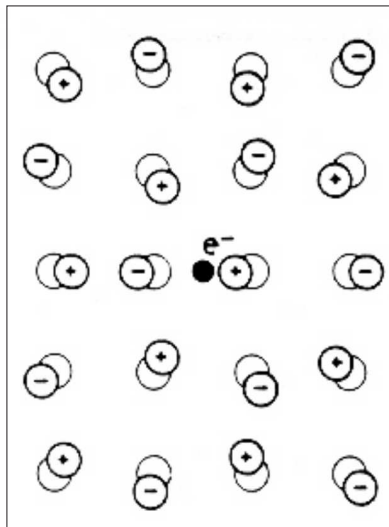


FIG. 1: Artist view of a polaron. A conduction electron in an ionic crystal or a polar semiconductor repels the negative ions and attracts the positive ions. A self-induced potential arises, which acts back on the electron and modifies its physical properties. (From [4].)

If the spatial extension of a polaron is large compared to the lattice parameter of the solid, the latter can be treated as a polarizable continuum. This is the case of a *large (Fröhlich)* polaron. When the self-induced polarization caused by an electron or hole becomes of the order of the lattice parameter, a *small (Holstein)* polaron can arise [136]. As distinct from large polarons, small polarons are governed by short-range interactions.

B. Intuitive concepts

a. The polaron radius. Large polarons vs small polarons Consider the LO phonon field with frequency ω_{LO} interacting with an electron. Denote by $\Delta\nu$ the quadratic mean square deviation of the electron velocity. In the electron-phonon interaction is weak, the electron can travel a distance

$$\Delta x \approx \frac{\Delta\nu}{\omega_{\text{LO}}} \quad (1.1)$$

during a time ω_{LO}^{-1} , characteristic for the lattice period, because it is the distance within which the electron can be localized using the phonon field as measuring device. From the uncertainty relations it follows

$$\begin{aligned} \Delta p \Delta x &= \frac{m}{\omega_{\text{LO}}} (\Delta\nu)^2 \approx \hbar \\ \Delta\nu &\sim \sqrt{\frac{\hbar \omega_{\text{LO}}}{m}}, \\ \Delta x &\sim \sqrt{\frac{\hbar}{m \omega_{\text{LO}}}}. \end{aligned} \quad (1.2)$$

At weak coupling Δx is a measure of the polaron radius r_p . To be consistent, the polaron radius r_p must be considerably larger than the lattice parameter a . (this is a criterion of a “large polaron”). Experimental evaluation of the polaron radius leads to the following typical values: $r_p \approx 10\text{\AA}$ for alkali halides, $r_p \approx 20\text{\AA}$ for silver halides, $r_p \approx 100\text{\AA}$ for II-VI, II-V semiconductors. The continuum approximation is not satisfied for transition metal oxides (NiO, CaO, MnO), in other oxides (UO₂, NbO₂...). For those solids the “small polaron” concept is used. In some substances (e.g. perovskites) some intermediate region between large and small polarons is realized.

b. The coupling constant [5] Consider the case of *strong electron-phonon interaction* in a polar crystal. The electron of mass m is then localized and can - to a first approximation - be considered as a static charge distribution within a sphere with radius l_1 . The medium is characterized by an average dielectric constant $\bar{\epsilon}$, which will be defined below.

The potential energy of a sphere of radius l_1 uniformly charged with the charge e in a vacuum is (see Eq. (8.6) of Ref. [6])

$$U_{vac} = \frac{3}{5} \frac{e^2}{l_1}. \quad (1.3)$$

The potential energy of a uniformly charged sphere in a medium with the high-frequency dielectric constant ϵ_∞ is

$$U_1 = \frac{3}{5} \frac{e^2}{\epsilon_\infty l_1}. \quad (1.4)$$

This is the potential energy of the *self-interaction* of the charge e uniformly spread over the sphere of radius l_1 in a medium with the dielectric constant ϵ_∞ . In a medium with an inertial polarization field (due to LO phonons), the potential energy of the uniformly charged sphere is

$$U_2 = \frac{3}{5} \frac{e^2}{\epsilon_0 l_1}, \quad (1.5)$$

where ϵ_0 is the static dielectric constant. The polaron effect is then related to the change of the potential energy of the interaction of the charged sphere due to the inertial polarization field. This change is the potential energy U_2 of the uniformly charged sphere in the presence of the inertial polarization field minus the potential energy of the *self-interaction* U_1 of the charge e uniformly spread over the sphere in a medium without the inertial polarization:

$$U_{pol} \equiv U_2 - U_1 = \frac{3}{5} \frac{e^2}{l_1} \left(\frac{1}{\epsilon_0} - \frac{1}{\epsilon_\infty} \right) = -\frac{3}{5} \frac{e^2}{\bar{\epsilon} l_1}, \quad (1.6)$$

with

$$\frac{1}{\bar{\epsilon}} = \frac{1}{\epsilon_\infty} - \frac{1}{\epsilon_0}.$$

The electron distribution in a sphere may be non-uniform, what may influence the numerical coefficient in Eqs. (1.4) to (1.6). In this connection one can use the estimate [5]

$$U_{pol} \sim -\frac{e^2}{\bar{\epsilon} l_1}. \quad (1.7)$$

The restriction of the electron in space requires its de Broglie wave length to be of the order l_1 , so that its kinetic energy is of the order $4\pi^2 \hbar^2 / 2m l_1^2$. Minimizing the total energy with respect to l_1 leads to

$$\frac{\partial}{\partial l_1} \left(-\frac{e^2}{l_1 \bar{\varepsilon}} + \frac{4\pi^2 \hbar^2}{2m l_1^2} \right) = 0 \implies \frac{1}{l_1} = \frac{e^2 m}{4\pi^2 \hbar^2 \bar{\varepsilon}},$$

wherefrom the binding energy is

$$U_1 = -\frac{e^4 m}{8\pi^2 \hbar^2 \bar{\varepsilon}^2}. \quad (1.8)$$

For *weak coupling*, one can neglect the kinetic energy of the electron. Taking the polaron radius according to (1.2), $r_p = \sqrt{2\hbar/m\omega_{\text{LO}}}$, the binding energy is

$$U_2 = -\frac{e^2}{r_p \bar{\varepsilon}} = -\frac{e^2}{\bar{\varepsilon}} \sqrt{\frac{m\omega_{\text{LO}}}{2\hbar}}. \quad (1.9)$$

We note that

$$\frac{U_1}{\hbar\omega_{\text{LO}}} = -\frac{e^4 m}{8\pi^2 \hbar^3 \bar{\varepsilon}^2 \omega_{\text{LO}}} = -\frac{1}{4\pi^2} \left(\frac{U_2}{\hbar\omega_{\text{LO}}} \right)^2. \quad (1.10)$$

Following the conventions of the field theory, the self energy at weak coupling is written as

$$U_2 = -\alpha \hbar\omega_{\text{LO}}.$$

Therefore the so-called Fröhlich polaron coupling constant is

$$\begin{aligned} \alpha &= \frac{e^2}{\bar{\varepsilon}} \sqrt{\frac{m}{2\hbar^3 \omega_{\text{LO}}}} \\ &\equiv \frac{e^2}{\hbar c} \sqrt{\frac{mc^2}{2\hbar\omega_{\text{LO}}}} \frac{1}{\bar{\varepsilon}}. \end{aligned} \quad (1.11)$$

For the average dielectric constant one shows that

$$\frac{1}{\bar{\varepsilon}} = \frac{1}{\varepsilon_{\infty}} - \frac{1}{\varepsilon_0},$$

where ε_{∞} and ε_0 are, respectively, the electronic and the static dielectric constant of the polar crystal. The difference $1/\varepsilon_{\infty} - 1/\varepsilon_0$ arises because the ionic vibrations occur in the infrared spectrum and the electrons in the shells can follow the conduction electron adiabatically.

*c. Polaron mobility*¹ Here we give a simple derivation leading to the gross features of the mobility behavior, especially its temperature dependence. The key idea is that the mobility will change because the number of phonons in the lattice, with which the polaron interacts, is changing with temperature.

The phonon density is given by

$$n = \frac{1}{e^{\frac{\hbar\omega_{\text{LO}}}{kT}} - 1}.$$

The mobility for large polaron is proportional to the inverse of the number of phonons:

$$\mu \approx \frac{1}{n} = e^{\frac{\hbar\omega_{\text{LO}}}{kT}} - 1$$

and for low temperatures $kT \ll \hbar\omega_{\text{LO}}$

$$\mu \approx e^{\frac{\hbar\omega_{\text{LO}}}{kT}}. \quad (1.12)$$

The mobility of continuum polarons decreases with increasing temperature following an exponential law. The slope of the straight line in $\ln \mu$ vs $1/T$ is characterized by the LO phonon frequency. Systematic study performed, in particular, by Fröhlich and Kadanoff, gives

$$\mu = \frac{e}{2m\omega_{\text{LO}}} e^{\frac{\hbar\omega_{\text{LO}}}{kT}}. \quad (1.13)$$

The small polaron will jump from ion to ion under the influence of optical phonons. The larger the number of phonons, the larger the mobility. The behavior of the small polaron is the opposite of that of the large polaron. One expects:

$$\mu \approx n = \frac{1}{e^{\frac{\hbar\omega_{\text{LO}}}{kT}} - 1}.$$

For low temperatures $kT \ll \hbar\omega_{\text{LO}}$ one has:

$$\mu \approx e^{-\frac{\hbar\omega_{\text{LO}}}{kT}} : \quad (1.14)$$

the mobility of small polaron is thermally activated. Systematic analysis within the small-polaron theory shows that

¹See also Appendix D “Notes on the polaron mobility”.

$$\mu \approx e^{-\gamma \frac{\hbar\omega_{\text{LO}}}{kT}} : \quad (1.15)$$

with $\gamma \sim 5$.

C. The Fröhlich Hamiltonian

Fröhlich proposed a model Hamiltonian for the “large” polaron through which its dynamics is treated quantum mechanically (“Fröhlich Hamiltonian”). The polarization, carried by the longitudinal optical (LO) phonons, is represented by a set of quantum oscillators with frequency ω_{LO} , the long-wavelength LO-phonon frequency, and the interaction between the charge and the polarization field is linear in the field [5]:

$$H = \frac{\mathbf{p}^2}{2m_b} + \sum_{\mathbf{k}} \hbar\omega_{\text{LO}} a_{\mathbf{k}}^\dagger a_{\mathbf{k}} + \sum_{\mathbf{k}} (V_k a_{\mathbf{k}} e^{i\mathbf{k}\cdot\mathbf{r}} + V_k^* a_{\mathbf{k}}^\dagger e^{-i\mathbf{k}\cdot\mathbf{r}}), \quad (1.16)$$

where \mathbf{r} is the position coordinate operator of the electron with band mass m_b , \mathbf{p} is its canonically conjugate momentum operator; $a_{\mathbf{k}}^\dagger$ and $a_{\mathbf{k}}$ are the creation (and annihilation) operators for longitudinal optical phonons of wave vector \mathbf{k} and energy $\hbar\omega_{\text{LO}}$. The V_k are Fourier components of the electron-phonon interaction

$$V_k = -i \frac{\hbar\omega_{\text{LO}}}{k} \left(\frac{4\pi\alpha}{V} \right)^{\frac{1}{2}} \left(\frac{\hbar}{2m_b\omega_{\text{LO}}} \right)^{\frac{1}{4}}. \quad (1.17)$$

The strength of the electron-phonon interaction is expressed by a dimensionless coupling constant α , which is defined as:

$$\alpha = \frac{e^2}{\hbar} \sqrt{\frac{m_b}{2\hbar\omega_{\text{LO}}}} \left(\frac{1}{\varepsilon_\infty} - \frac{1}{\varepsilon_0} \right). \quad (1.18)$$

In this definition, ε_∞ and ε_0 are, respectively, the electronic and the static dielectric constant of the polar crystal.

In Table I the Fröhlich coupling constant is given for a few solids².

In deriving the form of V_k , expressions (1.17) and (1.18), it was assumed that (i) the spatial extension of the polaron is large compared to the lattice parameter of the solid (“continuum”

²In some cases, due to lack of reliable experimental data to determine the electron band mass, the values of α are not well established.

approximation), (ii) spin and relativistic effects can be neglected, (iii) the band-electron has parabolic dispersion, (iv) in line with the first approximation it is also assumed that the LO-phonons of interest for the interaction, are the long-wavelength phonons with constant frequency ω_{LO} .

The model, represented by the Hamiltonian (1.16) (which up to now could not been solved exactly) has been the subject of extensive investigations, see, e. g., Refs. [23–30]. In what follows the key approaches of the Fröhlich-polaron theory are briefly reviewed with indication of their relevance for the polaron problems in nanostructures.

D. Infinite mass model [“shift”-operators]

Here some insight will be given in the type of transformation that might be useful to study the Fröhlich Hamiltonian (1.16). For this purpose the Hamiltonian will be treated for a particle with infinite mass $m_b \rightarrow \infty$, (which is at $\mathbf{r} = 0$) :

$$H^\infty = \sum_{\mathbf{k}} \hbar\omega_{\text{LO}} a_{\mathbf{k}}^\dagger a_{\mathbf{k}} + \sum_{\mathbf{k}} (V_{\mathbf{k}} a_{\mathbf{k}} + V_{\mathbf{k}}^* a_{\mathbf{k}}^\dagger), \quad (1.19)$$

TABLE I: *Electron-phonon coupling constants* (After Ref. [4])

Material	α	Ref.	Material	α	Ref.
InSb	0.023	[7]	AgCl	1.84	[13]
InAs	0.052	[7]	KI	2.5	[7]
GaAs	0.068	[7]	TlBr	2.55	[7]
GaP	0.20	[7]	KBr	3.05	[7]
CdTe	0.29	[8]	Bi ₁₂ SiO ₂₀	3.18	[21]
ZnSe	0.43	[7]	CdF ₂	3.2	[7]
CdS	0.53	[7]	KCl	3.44	[7]
α -Al ₂ O ₃	1.25	[9]	CsI	3.67	[7]
AgBr	1.53	[13]	SrTiO ₃	3.77	[22]
α -SiO ₂	1.59	[14]	RbCl	3.81	[7]

which can be transformed into the following expression with “shifted” phonon operators:

$$H^\infty = \sum_{\mathbf{k}} \hbar\omega_{\text{LO}} \left(a_{\mathbf{k}}^\dagger + \frac{V_k}{\hbar\omega_{\text{LO}}} \right) \left(a_{\mathbf{k}} + \frac{V_k^*}{\hbar\omega_{\text{LO}}} \right) - \sum_{\mathbf{k}} \frac{|V_k|^2}{\hbar\omega_{\text{LO}}}. \quad (1.20)$$

To determine the eigenstates of this Hamiltonian, one can perform a unitary transformation which produces the following “shift” of the phonon operators:

$$a_{\mathbf{k}} \rightarrow b_{\mathbf{k}} = a_{\mathbf{k}} + \frac{V_k^*}{\hbar\omega_{\text{LO}}}, a_{\mathbf{k}}^\dagger \rightarrow b_{\mathbf{k}}^\dagger = a_{\mathbf{k}}^\dagger + \frac{V_k}{\hbar\omega_{\text{LO}}}.$$

The transformation

$$S = \exp \left[- \sum_{\mathbf{k}} a_{\mathbf{k}}^\dagger \frac{V_k^*}{\hbar\omega_{\text{LO}}} + \sum_{\mathbf{k}} \frac{V_k}{\hbar\omega_{\text{LO}}} a_{\mathbf{k}} \right] \quad (1.21)$$

is canonical:

$$S^\dagger = \exp \left[- \sum_{\mathbf{k}} a_{\mathbf{k}} \frac{V_k}{\hbar\omega_{\text{LO}}} + \sum_{\mathbf{k}} \frac{V_k^*}{\hbar\omega_{\text{LO}}} a_{\mathbf{k}}^\dagger \right] = S^{-1}$$

and has the desired property:

$$S^{-1} a_{\mathbf{k}} S = a_{\mathbf{k}} - \frac{V_k^*}{\hbar\omega_{\text{LO}}}, S^{-1} a_{\mathbf{k}}^\dagger S = a_{\mathbf{k}}^\dagger - \frac{V_k}{\hbar\omega_{\text{LO}}}.$$

The transformed Hamiltonian is now:

$$S^{-1} H^\infty S = \sum_{\mathbf{k}} \hbar\omega_{\text{LO}} a_{\mathbf{k}}^\dagger a_{\mathbf{k}} - \sum_{\mathbf{k}} \frac{|V_k|^2}{\hbar\omega_{\text{LO}}}.$$

The eigenstates of the Hamiltonian contain an integer number of phonons ($|n_{\mathbf{k}}\rangle$). The eigenenergies are evidently:

$$E = \sum_{\mathbf{k}} n_{\mathbf{k}} \hbar\omega_{\text{LO}} - \sum_{\mathbf{k}} \frac{|V_k|^2}{\hbar\omega_{\text{LO}}}.$$

This expression is divergent as it is often the case in field theory of point charges are considered. A transformation of the type S has been of great interest in developing weak coupling theory as shown below.

E. The “standard” theories

1. Weak coupling via a perturbation theory

For actual crystals α -values typically range from $\alpha = 0.02$ (InSb) up to $\alpha \sim 3$ to 4 (alkali halides, some oxides), see Table 1. A weak-coupling theory of the polaron was developed

originally by Fröhlich [5]. He derived the first weak-coupling perturbation-theory results:

$$E_0 = -\alpha\hbar\omega_{\text{LO}} \quad (1.22)$$

and

$$m^* = \frac{m_b}{1 - \alpha/6}. \quad (1.23)$$

Expressions (1.22) and (1.23) are rigorous to order α .

2. Weak coupling via a canonical transformation [“shift”-operators]

Inspired by the work of Tomonaga on quantum electrodynamics (Q. E. D.), Lee, Low and Pines (LLP) [31] analyzed the properties of a weak-coupling polaron starting from a formulation based on canonical transformations (cp. the results of the subsection ID). As shown by them, the unitary transformation

$$U = \exp \left\{ \frac{i}{\hbar} \left(\mathbf{P} - \sum_{\mathbf{k}} \hbar \mathbf{k} a_{\mathbf{k}}^\dagger a_{\mathbf{k}} \right) \cdot \mathbf{r} \right\}, \quad (1.24)$$

where \mathbf{P} is a “c”-number representing the *total system momentum* allows to eliminate the electron co-ordinates from the system. Intuitively one might guess this transformation by writing the exact wave function in the form

$$\Psi_{\text{total } H} = \exp \left(\frac{i}{\hbar} \mathbf{p} \cdot \mathbf{r} \right) |\Phi\rangle.$$

It is plausible that the “Bloch” factor $\exp(i/\hbar \mathbf{p} \cdot \mathbf{r})$ attaches the system to the electron as origin of the co-ordinates. After this transformation the Hamiltonian (1.16) becomes:

$$\mathcal{H} = U^{-1} H U = \frac{\left(\mathbf{P} - \sum_{\mathbf{k}} \hbar \mathbf{k} a_{\mathbf{k}}^\dagger a_{\mathbf{k}} \right)^2}{2m_b} + \sum_{\mathbf{k}} \hbar \omega_{\text{LO}} a_{\mathbf{k}}^\dagger a_{\mathbf{k}} + \sum_{\mathbf{k}} (V_{\mathbf{k}} a_{\mathbf{k}} + V_{\mathbf{k}}^* a_{\mathbf{k}}^\dagger). \quad (1.25)$$

If, for the sake of simplicity, the case of total momentum equal to zero is considered, this expression becomes:

$$\mathcal{H} = \sum_{\mathbf{k}, \mathbf{k}'} \frac{\hbar^2 \mathbf{k} \cdot \mathbf{k}' a_{\mathbf{k}}^\dagger a_{\mathbf{k}'}^\dagger a_{\mathbf{k}} a_{\mathbf{k}'}}{2m_b} + \sum_{\mathbf{k}} \left(\hbar \omega_{\text{LO}} + \frac{\hbar^2 k^2}{2m_b} \right) a_{\mathbf{k}}^\dagger a_{\mathbf{k}} + \sum_{\mathbf{k}} (V_{\mathbf{k}} a_{\mathbf{k}} + V_{\mathbf{k}}^* a_{\mathbf{k}}^\dagger). \quad (1.26)$$

The first term of this Hamiltonian is the correlation energy term involving different values for \mathbf{k} and \mathbf{k}' . If one diagonalizes the second and the third term of the Hamiltonian (1.26)

(this can be done exactly by means of the "shifted-oscillator canonical transformation" S (1.21)), the result of LLP is found. The expectation value of the first term is zero for the wave function $S|0\rangle$. Therefore one is sure to obtain a variational result. It is remarkable that merely extracting the $\mathbf{k} = \mathbf{k}'$ term from the expression

$$\sum_{\mathbf{k}, \mathbf{k}'} \frac{\hbar^2 \mathbf{k} \cdot \mathbf{k}' a_{\mathbf{k}}^\dagger a_{\mathbf{k}'}^\dagger a_{\mathbf{k}} a_{\mathbf{k}'}}{2m_b} \quad (1.27)$$

eliminates the divergency from the problem (cp. with the case $m_b \rightarrow \infty$) and is equivalent to the sophisticated theory by Lee, Low and Pines (LLP), which corresponds thus to neglect of the term (1.27). The details of the LLP theory are given in Appendix 1. The explicit form for the energy is now

$$E = - \sum_{\mathbf{k}} \frac{|V_{\mathbf{k}}|^2}{\hbar\omega_{\text{LO}} + \frac{\hbar^2 k^2}{2m_b}} = -\alpha\hbar\omega.$$

This self energy is no longer divergent. The divergence is eliminated by the quantum cut-off occurring at $k = \sqrt{2m_b\omega_{\text{LO}}}/\hbar$.

For the self energy the LLP result is equivalent to the perturbation result. The effective mass however is now given by

$$m^* = m_b \left(1 + \frac{\alpha}{6}\right),$$

a result, which follows if one considers the case $\mathbf{P} \neq 0$ and which is also exact for $\alpha \rightarrow 0$. However, the LLP effective mass is different from the perturbation result if α increases.

The LLP approximation has often been called "intermediate-coupling approximation". However its range of validity is the same as that of perturbation theory to order α . The significance of the LLP approximation consists of the flexibility of the canonical transformations together with the fact that it puts the Fröhlich result on a variational basis.

To order α^2 , the analytical expressions for the coefficients are $\alpha^2: 2\ln(\sqrt{2}+1) - \frac{3}{2}\ln 2 - \frac{\sqrt{2}}{2} \approx -0.01591962$ for the energy and $\frac{4}{3}\ln(\sqrt{2}+1) - \frac{2}{3}\ln 2 - \frac{5\sqrt{2}}{8} + \frac{7}{36} \approx 0.02362763$ for the polaron mass [32].

At present the following weak-coupling expansions are known: for the energy [33, 34]

$$\frac{E_0}{\hbar\omega_{\text{LO}}} = -\alpha - 0.0159196220\alpha^2 - 0.000806070048\alpha^3 - \dots, \quad (1.28)$$

and for the polaron mass [32]

$$\frac{m^*}{m_b} = 1 + \frac{\alpha}{6} + 0.02362763\alpha^2 + \dots \quad (1.29)$$

3. Strong coupling via a canonical transformation [“shift”-operators]

Historically, the strong coupling limit was studied before all other treatments (Landau, Pekar [23, 35]). Although it is only a formal case because the actual crystals seems to have α values smaller than 5, it is very interesting because it contains some indication of the intermediate coupling too: approach the excitations from the strong coupling limit and extrapolate to intermediate coupling is interesting because it is expected that some specific strong coupling properties “survive” at intermediate coupling. In what follows, a treatment, equivalent to that of Pekar, but in second quantization and written with as much analogy to the LLP treatment as possible is given.

We start from the Fröhlich Hamiltonian (1.16). At strong coupling one makes the assumption (a “Produkt-Ansatz”) for the polaron wave-function

$$|\Phi\rangle = |\varphi\rangle|f\rangle \quad (1.30)$$

where $|\varphi\rangle$ is the “electron-component” of the wave function ($\langle\varphi|\varphi\rangle = 1$). The “field-component” of the wave function $|f\rangle$ ($\langle f|f\rangle = 1$) parametrically depends on $|\varphi\rangle$. The Produkt-Ansatz (1.30) — or Born-Oppenheimer approximation — implies that the electron adiabatically follows the motion of the atoms, while the field cannot follow the instantaneous motion of the electron. Fröhlich showed that the approximation (1.30) leads to results, which are only valid for sufficiently large $\alpha \rightarrow \infty$, i. e. in the strong-coupling regime. A more systematic analysis of strong-coupling polarons based on canonical transformations applied to the Hamiltonian (1.16) was performed in Refs. [36–38].

The expectation value for the energy is now:

$$\langle H \rangle = \langle \varphi | \frac{\mathbf{p}^2}{2m_b} | \varphi \rangle + \langle f | \left[\sum_{\mathbf{k}} \hbar \omega_{\text{LO}} a_{\mathbf{k}}^{\dagger} a_{\mathbf{k}} + \sum_{\mathbf{k}} (V_{\mathbf{k}} a_{\mathbf{k}} \rho_{\mathbf{k}} e^{i\mathbf{k} \cdot \mathbf{r}} + V_{\mathbf{k}}^* a_{\mathbf{k}}^{\dagger} \rho_{\mathbf{k}}^*) \right] | f \rangle$$

with

$$\rho_{\mathbf{k}} = \langle \varphi | e^{i\mathbf{k} \cdot \mathbf{r}} | \varphi \rangle.$$

We wish to minimize $\langle H \rangle$, but also

$$\langle f | \left[\sum_{\mathbf{k}} \hbar \omega_{\text{LO}} a_{\mathbf{k}}^{\dagger} a_{\mathbf{k}} + \sum_{\mathbf{k}} (V_{\mathbf{k}} a_{\mathbf{k}} \rho_{\mathbf{k}} e^{i\mathbf{k} \cdot \mathbf{r}} + V_{\mathbf{k}}^* a_{\mathbf{k}}^{\dagger} \rho_{\mathbf{k}}^*) \right] | f \rangle$$

has to be minimized. This expression will be minimized if $|f\rangle$ is the ground state wave function of the “shifted” oscillator-type Hamiltonian. As we can diagonalize this Hamiltonian

exactly:

$$\sum_{\mathbf{k}} \hbar\omega_{\text{LO}} a_{\mathbf{k}}^{\dagger} a_{\mathbf{k}} + \sum_{\mathbf{k}} (V_k a_{\mathbf{k}} \rho_{\mathbf{k}} e^{i\mathbf{k}\cdot\mathbf{r}} + V_k^* a_{\mathbf{k}}^{\dagger} \rho_{\mathbf{k}}^*) \quad (1.31)$$

$$= \sum_{\mathbf{k}} \hbar\omega_{\text{LO}} \left(a_{\mathbf{k}}^{\dagger} + \frac{V_k \rho_{\mathbf{k}}}{\hbar\omega_{\text{LO}}} \right) \left(a_{\mathbf{k}} + \frac{V_k^* \rho_{\mathbf{k}}^*}{\hbar\omega_{\text{LO}}} \right) - \sum_{\mathbf{k}} \frac{|V_k|^2 |\rho_{\mathbf{k}}|^2}{\hbar\omega_{\text{LO}}}, \quad (1.32)$$

we can apply a canonical transformation similar to (1.21):

$$S = \exp \left[\sum_{\mathbf{k}} \left(\frac{V_k \rho_{\mathbf{k}}}{\hbar\omega_{\text{LO}}} a_{\mathbf{k}} - \frac{V_k^* \rho_{\mathbf{k}}^*}{\hbar\omega_{\text{LO}}} a_{\mathbf{k}}^{\dagger} \right) \right], \quad (1.33)$$

which has the property:

$$S^{-1} a_{\mathbf{k}} S = a_{\mathbf{k}} - \frac{V_k^* \rho_{\mathbf{k}}}{\hbar\omega_{\text{LO}}}, \quad S^{-1} a_{\mathbf{k}}^{\dagger} S = a_{\mathbf{k}}^{\dagger} - \frac{V_k \rho_{\mathbf{k}}^*}{\hbar\omega_{\text{LO}}}.$$

The transformed Hamiltonian is now:

$$\begin{aligned} & S^{-1} \left[\sum_{\mathbf{k}} \hbar\omega_{\text{LO}} a_{\mathbf{k}}^{\dagger} a_{\mathbf{k}} + \sum_{\mathbf{k}} (V_k a_{\mathbf{k}} \rho_{\mathbf{k}} e^{i\mathbf{k}\cdot\mathbf{r}} + V_k^* a_{\mathbf{k}}^{\dagger} \rho_{\mathbf{k}}^*) \right] S \\ &= \sum_{\mathbf{k}} \hbar\omega_{\text{LO}} a_{\mathbf{k}}^{\dagger} a_{\mathbf{k}} - \sum_{\mathbf{k}} \frac{|V_k|^2 |\rho_{\mathbf{k}}|^2}{\hbar\omega_{\text{LO}}}. \end{aligned}$$

The phonon vacuum $|0\rangle$ provides a minimum:

$$\langle 0 | S^{-1} \left[\sum_{\mathbf{k}} \hbar\omega_{\text{LO}} a_{\mathbf{k}}^{\dagger} a_{\mathbf{k}} + \sum_{\mathbf{k}} (V_k a_{\mathbf{k}} \rho_{\mathbf{k}} e^{i\mathbf{k}\cdot\mathbf{r}} + V_k^* a_{\mathbf{k}}^{\dagger} \rho_{\mathbf{k}}^*) \right] S | 0 \rangle = - \sum_{\mathbf{k}} \frac{|V_k|^2 |\rho_{\mathbf{k}}|^2}{\hbar\omega_{\text{LO}}}.$$

Hence, the Hamiltonian (1.31) is minimized by the ground state wave function

$$S | 0 \rangle = \exp \left[\sum_{\mathbf{k}} \left(\frac{V_k \rho_{\mathbf{k}}}{\hbar\omega_{\text{LO}}} a_{\mathbf{k}} - \frac{V_k^* \rho_{\mathbf{k}}^*}{\hbar\omega_{\text{LO}}} a_{\mathbf{k}}^{\dagger} \right) \right] | 0 \rangle. \quad (1.34)$$

It gives the ground state energy

$$E_0 = \langle \varphi | \frac{\mathbf{p}^2}{2m_b} | \varphi \rangle - \sum_{\mathbf{k}} \frac{|V_k|^2 |\rho_{\mathbf{k}}|^2}{\hbar\omega_{\text{LO}}}, \quad (1.35)$$

which is still a functional of $|\varphi\rangle$. The functionals $\rho_{\mathbf{k}}$ are different for different excitations.

a. Ground state of strong-coupling polarons For the ground state one considers a Gaussian wave function:

$$|\varphi_{1s''}\rangle = C \exp\left(-\frac{m_b\Omega_0}{2\hbar}r^2\right)$$

with a variational parameter Ω_0 .

$$\begin{aligned}\langle\varphi_{1s''}|\varphi_{1s''}\rangle &= C^2 \int d^3r \exp\left(-\frac{m_b\Omega_0}{\hbar}r^2\right) = C^2 \left[\int_{-\infty}^{\infty} dx \exp\left(-\frac{m_b\Omega_0}{\hbar}x^2\right)\right]^3 \\ &= C^2 \left(\frac{\sqrt{\pi}}{\frac{m_b\Omega_0}{\hbar}}\right)^3 = C^2 \left(\frac{\pi\hbar}{m_b\Omega_0}\right)^{3/2} = 1 \Rightarrow C^2 = \left(\frac{m_b\Omega_0}{\pi\hbar}\right)^{3/2} \\ |\varphi_{1s''}\rangle &= \left(\frac{m_b\Omega_0}{\pi\hbar}\right)^{3/4} \exp\left(-\frac{m_b\Omega_0}{2\hbar}r^2\right).\end{aligned}$$

For the further use, we introduce a notation $C_1^2 = \left(\frac{m_b\Omega_0}{\pi\hbar}\right)^{1/2}$. Such a wave function is consistent with the localization of the electron, which we expect for large α . The kinetic energy in (1.35) for this function is calculated using the representation of the operator $\mathbf{p}^2 = -\hbar^2\nabla^2 = -\hbar^2(\nabla_x^2 + \nabla_y^2 + \nabla_z^2)$:

$$\begin{aligned}\langle\varphi_{1s''}|\frac{\mathbf{p}^2}{2m_b}|\varphi_{1s''}\rangle &= -\frac{\hbar^2}{2m_b}C^2 \int d^3r \exp\left(-\frac{m_b\Omega_0}{2\hbar}r^2\right) \\ &\quad \times (\nabla_x^2 + \nabla_y^2 + \nabla_z^2) \exp\left(-\frac{m_b\Omega_0}{2\hbar}r^2\right) \\ &= -3\frac{\hbar^2}{2m_b}C^2 \int_{-\infty}^{\infty} dx \exp\left(-\frac{m_b\Omega_0}{2\hbar}x^2\right) \nabla_x^2 \exp\left(-\frac{m_b\Omega_0}{2\hbar}x^2\right) \\ &\quad \times \int_{-\infty}^{\infty} dy \exp\left(-\frac{m_b\Omega_0}{\hbar}y^2\right) \int_{-\infty}^{\infty} dz \exp\left(-\frac{m_b\Omega_0}{\hbar}z^2\right) \\ &= -3\frac{\hbar^2}{2m_b}C_1^2 \int_{-\infty}^{\infty} dx \exp\left(-\frac{m_b\Omega_0}{2\hbar}x^2\right) \\ &\quad \times \nabla_x \left[-\frac{m_b\Omega_0}{\hbar}x \exp\left(-\frac{m_b\Omega_0}{2\hbar}x^2\right)\right] \\ &= 3\frac{\hbar^2}{2m_b}C_1^2 \frac{m_b\Omega_0}{\hbar} \int_{-\infty}^{\infty} dx \left(1 - \frac{m_b\Omega_0}{\hbar}x^2\right) \exp\left(-\frac{m_b\Omega_0}{\hbar}x^2\right) \\ &= 3\frac{\hbar^2}{m_b}C_1^2 \frac{m_b\Omega_0}{\hbar} \int_0^{\infty} dx \left(1 - \frac{m_b\Omega_0}{\hbar}x^2\right) \exp\left(-\frac{m_b\Omega_0}{\hbar}x^2\right) \\ &= 3\frac{\hbar^2}{m_b}C_1^2 \frac{m_b\Omega_0}{\hbar} \left[\frac{\sqrt{\pi}}{2\sqrt{\frac{m_b\Omega_0}{\hbar}}} - \frac{m_b\Omega_0}{\hbar} \frac{\sqrt{\pi}}{4\sqrt{\left(\frac{m_b\Omega_0}{\hbar}\right)^3}}\right] \\ &= 3\frac{\hbar\Omega_0}{4}C_1^2 \sqrt{\frac{\pi\hbar}{m_b\Omega_0}} = 3\frac{\hbar\Omega_0}{4} \sqrt{\frac{m_b\Omega_0}{\pi\hbar}} \sqrt{\frac{\pi\hbar}{m_b\Omega_0}} = \frac{3}{4}\hbar\Omega_0.\end{aligned}$$

The functional

$$\begin{aligned}
\rho_{\mathbf{k}''1s''} &= \langle \varphi''_{1s''} | e^{i\mathbf{k} \cdot \mathbf{r}} | \varphi''_{1s''} \rangle = C^2 \int d^3r \exp \left(-\frac{m_b \Omega_0}{\hbar} r^2 + i\mathbf{k} \cdot \mathbf{r} \right) \\
&= C^2 \int d^3r \exp \left(-\frac{m_b \Omega_0}{\hbar} \left[r^2 + i \frac{\hbar}{m_b \Omega_0} \mathbf{k} \cdot \mathbf{r} - \frac{\hbar^2 k^2}{4m_b^2 \Omega_0^2} + \frac{\hbar^2 k^2}{4m_b^2 \Omega_0^2} \right] \right) \\
&= C^2 \exp \left(-\frac{m_b \Omega_0}{\hbar} \frac{\hbar^2 k^2}{4m_b^2 \Omega_0^2} \right) \int d^3r \exp \left(-\frac{m_b \Omega_0}{\hbar} \left[\mathbf{r} + i \frac{\hbar}{2m_b \Omega_0} \mathbf{k} \right]^2 \right) \Rightarrow \\
\rho_{\mathbf{k}''1s''} &= \exp \left(-\frac{\hbar k^2}{4m_b \Omega_0} \right). \tag{1.36}
\end{aligned}$$

The second term in (1.35) is then

$$\begin{aligned}
-\sum_{\mathbf{k}} \frac{|V_{\mathbf{k}}|^2 |\rho_{\mathbf{k}''1s''}|^2}{\hbar \omega_{\text{LO}}} &= -\frac{V}{(2\pi)^3} \int d^3k \frac{\hbar \omega_{\text{LO}}}{k^2} \frac{4\pi\alpha}{V} \left(\frac{\hbar}{2m_b \omega_{\text{LO}}} \right)^{\frac{1}{2}} \exp \left(-\frac{\hbar k^2}{2m_b \Omega_0} \right) \\
&= -\frac{\alpha \hbar \omega_{\text{LO}}}{2\pi^2} \cdot 4\pi \left(\frac{\hbar}{2m_b \omega_{\text{LO}}} \right)^{\frac{1}{2}} \int_0^\infty dk \exp \left(-\frac{\hbar k^2}{2m_b \Omega_0} \right) \\
&= -\frac{2\alpha \hbar \omega_{\text{LO}}}{\pi} \left(\frac{\hbar}{2m_b \omega_{\text{LO}}} \right)^{\frac{1}{2}} \frac{\sqrt{\pi}}{2} \sqrt{\frac{2m_b \Omega_0}{\hbar}} = -\frac{\alpha \hbar}{\sqrt{\pi}} \sqrt{\Omega_0 \omega_{\text{LO}}}. \tag{1.37}
\end{aligned}$$

The variational energy (1.35) thus becomes

$$E_0 = \frac{3}{4} \hbar \Omega_0 - \frac{\hbar \omega_{\text{LO}} \alpha}{\sqrt{\pi}} \sqrt{\frac{\Omega_0}{\omega_{\text{LO}}}}. \tag{1.38}$$

Putting

$$\frac{\partial E_0}{\partial \Omega_0} = 0,$$

one obtains

$$\begin{aligned}
\frac{3}{4} &= \frac{\alpha}{2\sqrt{\pi}} \sqrt{\frac{\omega_{\text{LO}}}{\Omega_0}} \Rightarrow \sqrt{\frac{\Omega_0}{\omega_{\text{LO}}}} = \frac{2\alpha}{3\sqrt{\pi}} \Rightarrow \frac{\Omega_0}{\omega_{\text{LO}}} = \frac{4}{9} \frac{\alpha^2}{\pi} \Rightarrow \\
\Omega_0 &= \frac{4}{9} \frac{\alpha^2}{\pi} \omega_{\text{LO}}. \tag{1.39}
\end{aligned}$$

Substituting (1.39) in (1.38), we find the ground state energy of the polaron E_0 (calculated with the energy of the uncoupled electron-phonon system as zero energy):

$$\begin{aligned}
E_0 &= \frac{3}{4} \hbar \frac{4}{9} \frac{\alpha^2}{\pi} \omega_{\text{LO}} - \frac{\hbar \omega_{\text{LO}} \alpha}{\sqrt{\pi}} \frac{2\alpha}{3\sqrt{\pi}} = \left(\frac{1}{3} - \frac{2}{3} \right) \frac{\alpha^2}{\pi} \hbar \omega_{\text{LO}} \Rightarrow \\
E_0 &= -\frac{1}{3} \frac{\alpha^2}{\pi} \hbar \omega_{\text{LO}} = -0.106 \alpha^2 \hbar \omega_{\text{LO}}. \tag{1.40}
\end{aligned}$$

The strong-coupling mass of the polaron, resulting again from the approximation (1.30), is given [39] as:

$$m_0^* = 0.0200 \alpha^4 m_b. \tag{1.41}$$

More rigorous strong-coupling expansions for E_0 and m^* have been presented in the literature [40]:

$$\frac{E_0}{\hbar\omega_{\text{LO}}} = -0.108513\alpha^2 - 2.836, \quad (1.42)$$

$$\frac{m_0^*}{m_b} = 1 + 0.0227019\alpha^4. \quad (1.43)$$

The strong-coupling ground state energy (1.40) is lower than the LLP ground state energy for $\alpha > 10$.

b. The excited states of the polaron: SS, FC, RES In principle, excited states of the polaron exist at all coupling. In the general case, and for simplicity for $\mathbf{P} = 0$, a continuum of states starts at $\hbar\omega_{\text{LO}}$ above the ground state of the polaron. This continuum physically corresponds to the scattering of free phonons on the polaron. Those “scattering states” (SS) were studied in [41] and for the first time more generally in [39] are not the only excitations of the polaron. There are also *internal* excitation states corresponding to the excitations of the electron in the potential it created itself. By analogy with the excited states of colour centers, the following terminology is used.

(i) The states where the electron is excited in the potential belonging to the ground state configuration of the lattice are called *Franck-Condon* (FC) states

(ii) Excitations of the electron in which the lattice polarization is adapted to the electronic configuration of the excited electron (which itself then adapts its wave function to the new potential, etc. ...leading to a self-consistent final state), are called *relaxed excited state* (RES) [23].

c. Calculation of the lowest FC state The formalism used until now is well adapted to treat the polaron excitations at strong coupling. The field dependence of the wave function is (1.34). For the FC state the $\rho_{\mathbf{k}}$ are the same as for the ground state (1.36). Physically $\rho_{\mathbf{k}}$ tells us, to what electronic distribution the field is adapted. The electronic part of the excited wave function is $2p$ -like:

$$|\varphi_{2p}\rangle = C_{2p} z \exp\left(-\frac{m_b\Omega_p}{2\hbar}r^2\right) \quad (1.44)$$

with a parameter Ω_p , which is equal to Ω_0 :

$$\begin{aligned}
\langle \varphi_{2p''} | \varphi_{2p''} \rangle &= C_{2p''}^2 \int_{-\infty}^{\infty} dz z^2 \exp\left(-\frac{m_b \Omega_p}{\hbar} z^2\right) \left[\int_{-\infty}^{\infty} dx \exp\left(-\frac{m_b \Omega_p}{\hbar} x^2\right) \right]^2 \\
&= C_{2p''}^2 \left(\frac{\sqrt{\pi}}{\frac{m_b \Omega_p}{\hbar}} \right)^2 \frac{\sqrt{\pi}}{2 \left(\frac{m_b \Omega_p}{\hbar} \right)^{3/2}} = C_{2p''}^2 \left(\frac{\pi \hbar}{m_b \Omega_p} \right)^{3/2} \frac{\hbar}{2 m_b \Omega_p} = 1 \Rightarrow \\
C_{2p''}^2 &= \left(\frac{m_b \Omega_p}{\pi \hbar} \right)^{3/2} \frac{2 m_b \Omega_p}{\hbar} \\
|\varphi_{2p''}\rangle &= \left(\frac{m_b \Omega_0}{\pi \hbar} \right)^{3/4} \left(\frac{2 m_b \Omega_p}{\hbar} \right)^{1/2} z \exp\left(-\frac{m_b \Omega_0}{2 \hbar} r^2\right).
\end{aligned}$$

We introduce still a notation

$$C_2^2 = \frac{2}{\sqrt{\pi}} \left(\frac{m_b \Omega_p}{\hbar} \right)^{3/2}$$

The FC state energy is, similarly to (1.35),

$$E_{FC} = \langle \varphi_{2p''} | \frac{\mathbf{p}^2}{2m_b} | \varphi_{2p''} \rangle - \sum_{\mathbf{k}} \frac{|V_k|^2 |\rho_{\mathbf{k}''1s''}|^2}{\hbar \omega_{LO}}. \quad (1.45)$$

The kinetic energy term is

$$\begin{aligned}
\langle \varphi_{n_{2p}''} | \frac{\mathbf{p}^2}{2m_b} | \varphi_{n_{2p}''} \rangle &= -\frac{\hbar^2}{2m_b} C_{n_{2p}''}^2 \int d^3r z \exp\left(-\frac{m_b \Omega_p}{2\hbar} r^2\right) \\
&\times (\nabla_x^2 + \nabla_y^2 + \nabla_z^2) \left[z \exp\left(-\frac{m_b \Omega_p}{2\hbar} r^2\right) \right] \\
&= -\frac{\hbar^2}{2m_b} C_{n_{2p}''}^2 \int_{-\infty}^{\infty} dz z \exp\left(-\frac{m_b \Omega_p}{2\hbar} z^2\right) \nabla_z^2 \left[z \exp\left(-\frac{m_b \Omega_p}{2\hbar} z^2\right) \right] \\
&\times \int_{-\infty}^{\infty} dy \exp\left(-\frac{m_b \Omega_p}{\hbar} y^2\right) \int_{-\infty}^{\infty} dz \exp\left(-\frac{m_b \Omega_p}{\hbar} z^2\right) + \frac{2}{4} \hbar \Omega_p \\
&= -\frac{\hbar^2}{2m_b} C_2^2 \int_{-\infty}^{\infty} dz z \exp\left(-\frac{m_b \Omega_p}{2\hbar} z^2\right) \\
&\times \nabla_z \left[\left(1 - \frac{m_b \Omega_p}{\hbar} z^2\right) \exp\left(-\frac{m_b \Omega_p}{2\hbar} z^2\right) \right] + \frac{1}{2} \hbar \Omega_p \\
&= \frac{\hbar^2}{2m_b} C_2^2 \int_{-\infty}^{\infty} dz z \exp\left(-\frac{m_b \Omega_p}{2\hbar} z^2\right) \\
&\times \left[\frac{2m_b \Omega_p}{\hbar} z + \left(1 - \frac{m_b \Omega_p}{\hbar} z^2\right) \frac{m_b \Omega_p}{\hbar} z \right] \exp\left(-\frac{m_b \Omega_p}{2\hbar} z^2\right) \\
&+ \frac{1}{2} \hbar \Omega_p = \frac{\hbar^2}{2m_b} C_2^2 \int_{-\infty}^{\infty} dz \left(3 - \frac{m_b \Omega_p}{\hbar} z^2\right) \frac{m_b \Omega_p}{\hbar} z^2 \exp\left(-\frac{m_b \Omega_p}{\hbar} z^2\right) \\
&+ \frac{1}{2} \hbar \Omega_p = \frac{\hbar \Omega_p}{2} C_2^2 \left[\frac{3\sqrt{\pi}}{2 \left(\frac{m_b \Omega_p}{\hbar}\right)^{3/2}} - \frac{m_b \Omega_p}{\hbar} \frac{3\sqrt{\pi}}{4 \left(\frac{m_b \Omega_p}{\hbar}\right)^{5/2}} \right] + \frac{1}{2} \hbar \Omega_p \\
&= \frac{\hbar \Omega_p}{2} C_2^2 \frac{3\sqrt{\pi}}{4 \left(\frac{m_b \Omega_p}{\hbar}\right)^{3/2}} + \frac{1}{2} \hbar \Omega_p \\
&= \frac{\hbar \Omega_p}{2} \frac{2}{\sqrt{\pi}} \left(\frac{m_b \Omega_p}{\hbar}\right)^{3/2} \frac{3\sqrt{\pi}}{4 \left(\frac{m_b \Omega_p}{\hbar}\right)^{3/2}} + \frac{1}{2} \hbar \Omega_p \\
&= \frac{3}{4} \hbar \Omega_p + \frac{1}{2} \hbar \Omega_p = \frac{5}{4} \hbar \Omega_p.
\end{aligned} \tag{1.46}$$

For the FC state, $\Omega_p = \Omega_0$. The second term in (1.45) is precisely (1.37),

$$-\sum_{\mathbf{k}} \frac{|V_{\mathbf{k}}|^2 |\rho_{\mathbf{k}''1s''}|^2}{\hbar \omega_{\text{LO}}} = -\frac{\hbar}{\sqrt{\pi}} \sqrt{\Omega_0 \omega_{\text{LO}}},$$

and the FC energy (1.45) becomes

$$\begin{aligned}
E_{\text{FC}} &= \frac{5}{4} \hbar \Omega_0 - \frac{\hbar \omega_{\text{LO}} \alpha}{\sqrt{\pi}} \sqrt{\frac{\Omega_0}{\omega_{\text{LO}}}} \\
&= \frac{5}{4} \hbar \frac{4}{9} \frac{\alpha^2}{\pi} \omega_{\text{LO}} - \frac{2}{3} \frac{\alpha^2}{\pi} \hbar \omega_{\text{LO}} = \left(\frac{5}{9} - \frac{2}{3}\right) \frac{\alpha^2}{\pi} \hbar \omega_{\text{LO}} \Rightarrow
\end{aligned}$$

The energy of the lowest FC state is, within the Produkt-Ansatz [42]:

$$E_{\text{FC}} = \frac{\alpha^2}{9\pi} \hbar \omega_{\text{LO}} = 0.0354 \alpha^2 \hbar \omega_{\text{LO}}. \quad (1.47)$$

The fact that this energy is positive, is presumably due to the choice of a harmonic potential. The real potential the electron sees is anharmonic, and a bound state may be expected.

d. Calculation of RES The electronic part of the excited wave function is (1.44) with a variational parameter Ω_p , which is determined below. The variational RES energy is, similarly to (1.35),

$$E_{\text{RES}} = \langle \varphi_{2p''} | \frac{\mathbf{p}^2}{2m_b} | \varphi_{2p''} \rangle - \sum_{\mathbf{k}} \frac{|V_{\mathbf{k}}|^2 |\rho_{\mathbf{k}''2p''}|^2}{\hbar \omega_{\text{LO}}}. \quad (1.48)$$

Here the kinetic energy term is given by Eq. (1.46). The functional, which is now needed, is

$$\begin{aligned} \rho_{\mathbf{k}''2p''} &= \langle \varphi_{2p''} | e^{i\mathbf{k} \cdot \mathbf{r}} | \varphi_{2p''} \rangle = C_{2p''}^2 \int d^3r z^2 \exp \left(-\frac{m_b \Omega_p}{\hbar} r^2 + i\mathbf{k} \cdot \mathbf{r} \right) \\ &= C_{2p''}^2 \int d^3r z^2 \exp \left(-\frac{m_b \Omega_p}{\hbar} \left[r^2 + i \frac{\hbar}{m_b \Omega_p} \mathbf{k} \cdot \mathbf{r} - \frac{\hbar^2 k^2}{4m_b^2 \Omega_p^2} + \frac{\hbar^2 k^2}{4m_b^2 \Omega_p^2} \right] \right) \\ &= C_{2p''}^2 \exp \left(-\frac{m_b \Omega_p}{\hbar} \frac{\hbar^2 k^2}{4m_b^2 \Omega_p^2} \right) \int d^3r z^2 \exp \left(-\frac{m_b \Omega_p}{\hbar} \left[\mathbf{r} + i \frac{\hbar}{2m_b \Omega_p} \mathbf{k} \right]^2 \right) \Rightarrow \\ \rho_{\mathbf{k}''2p''} &= \exp \left(-\frac{\hbar k^2}{4m_b \Omega_p} \right) C_2^2 \int_{-\infty}^{\infty} dz z^2 \exp \left(-\frac{m_b \Omega_p}{\hbar} \left[z + i \frac{\hbar}{2m_b \Omega_p} k_z \right]^2 \right) \\ &= \exp \left(-\frac{\hbar k^2}{4m_b \Omega_p} \right) C_2^2 \int_{-\infty}^{\infty} dz \left(z - i \frac{\hbar}{2m_b \Omega_p} k_z \right)^2 \exp \left(-\frac{m_b \Omega_p}{\hbar} z^2 \right) \\ &= \exp \left(-\frac{\hbar k^2}{4m_b \Omega_p} \right) C_2^2 \int_{-\infty}^{\infty} dz \left[z^2 - \left(\frac{\hbar}{2m_b \Omega_p} k_z \right)^2 \right]^2 \exp \left(-\frac{m_b \Omega_p}{\hbar} z^2 \right) \\ &= \exp \left(-\frac{\hbar k^2}{4m_b \Omega_p} \right) C_2^2 \left\{ \frac{\sqrt{\pi}}{2 \left(\frac{m_b \Omega_p}{\hbar} \right)^{3/2}} - \left(\frac{\hbar}{2m_b \Omega_p} k_z \right)^2 \frac{\sqrt{\pi}}{\left(\frac{m_b \Omega_p}{\hbar} \right)^{1/2}} \right\} \\ &= \left(1 - \frac{\hbar k_z^2}{2m_b \Omega_p} \right) \exp \left(-\frac{\hbar k^2}{4m_b \Omega_p} \right). \end{aligned} \quad (1.49)$$

Further, we substitute (1.49) in the second term in the r.h.s. of Eq. (1.48):

$$\begin{aligned}
-\sum_{\mathbf{k}} \frac{|V_{\mathbf{k}}|^2 |\rho_{\mathbf{k}''1s''}|^2}{\hbar\omega_{\text{LO}}} &= -\frac{V}{(2\pi)^3} \int d^3k \frac{\hbar\omega_{\text{LO}}}{k^2} \frac{4\pi\alpha}{V} \left(\frac{\hbar}{2m_b\omega_{\text{LO}}} \right)^{\frac{1}{2}} \\
&\times \left(1 - \frac{\hbar k_z^2}{2m_b\Omega_p} \right)^2 \exp \left(-\frac{\hbar k^2}{2m_b\Omega_p} \right) \\
&= -\frac{\alpha\hbar\omega_{\text{LO}}}{2\pi^2} \left(\frac{\hbar}{2m_b\omega_{\text{LO}}} \right)^{\frac{1}{2}} 2\pi \int_{-1}^1 dx \\
&\times \int_0^\infty dk \left(1 - \frac{\hbar k^2 x^2}{m_b\Omega_p} + \frac{\hbar^2 k^4 x^4}{4m_b^2\Omega_p^2} \right) \exp \left(-\frac{\hbar k^2}{2m_b\Omega_p} \right) \\
&= -\frac{\alpha\hbar\omega_{\text{LO}}}{\pi} \left(\frac{\hbar}{2m_b\omega_{\text{LO}}} \right)^{\frac{1}{2}} \\
&\times \int_0^\infty dk \left(2 - \frac{2}{3} \frac{\hbar k^2}{m_b\Omega_p} + \frac{2}{5} \frac{\hbar^2 k^4}{4m_b^2\Omega_p^2} \right) \exp \left(-\frac{\hbar k^2}{2m_b\Omega_p} \right) \\
&= -\frac{\alpha\hbar\omega_{\text{LO}}}{\pi} \left(\frac{\hbar}{2m_b\omega_{\text{LO}}} \right)^{\frac{1}{2}} \\
&\times \left[\frac{\sqrt{\pi}}{\left(\frac{\hbar}{2m_b\Omega_p} \right)^{1/2}} - \frac{1}{3} \frac{\hbar}{m_b\Omega_p} \frac{\sqrt{\pi}}{2 \left(\frac{\hbar}{2m_b\Omega_p} \right)^{3/2}} + \frac{1}{5} \frac{\hbar^2}{4m_b^2\Omega_p^2} \frac{3\sqrt{\pi}}{4 \left(\frac{\hbar}{2m_b\Omega_p} \right)^{5/2}} \right] \\
&= -\frac{\alpha\hbar}{\sqrt{\pi}} \sqrt{\omega_{\text{LO}}\Omega_p} \left[1 - \frac{1}{3} + \frac{3}{20} \right] \\
&= -\frac{\alpha\hbar}{\sqrt{\pi}} \sqrt{\omega_{\text{LO}}\Omega_p} \frac{60 - 20 + 9}{60} = -\frac{49}{60} \frac{\alpha\hbar}{\sqrt{\pi}} \sqrt{\omega_{\text{LO}}\Omega_p}
\end{aligned}$$

The variational energy (1.48) becomes

$$E_{\text{RES}} = \frac{5}{4} \hbar\Omega_p - \frac{49}{60} \frac{\alpha\hbar}{\sqrt{\pi}} \sqrt{\omega_{\text{LO}}\Omega_p}.$$

Putting

$$\frac{\partial E_{\text{RES}}}{\partial \Omega_p} = 0,$$

one obtains

$$\begin{aligned}
\frac{5}{4} &= \frac{49\alpha}{120\sqrt{\pi}} \sqrt{\frac{\omega_{\text{LO}}}{\Omega_p}} \implies \sqrt{\frac{\Omega_p}{\omega_{\text{LO}}}} = \frac{49\alpha}{150\sqrt{\pi}} \implies \frac{\Omega_p}{\omega_{\text{LO}}} = \left(\frac{49}{150} \right)^2 \frac{\alpha^2}{\pi} \implies \\
E_{\text{RES}} &= \frac{5}{4} \hbar \left(\frac{49}{150} \right)^2 \frac{\alpha^2}{\pi} \omega_{\text{LO}} - \frac{\hbar\omega_{\text{LO}}\alpha}{\sqrt{\pi}} \frac{49}{60} \frac{49\alpha}{150\sqrt{\pi}} = \left(\frac{5}{4} - \frac{5}{2} \right) \left(\frac{49}{150} \right)^2 \frac{\alpha^2}{\pi} \hbar\omega_{\text{LO}} \\
&= -\frac{5}{4} \left(\frac{49}{150} \right)^2 \frac{\alpha^2}{\pi} \hbar\omega_{\text{LO}} = -\frac{49^2}{120 \times 150} \frac{\alpha^2}{\pi} \hbar\omega_{\text{LO}} \implies
\end{aligned}$$

The energy of the RES is (see Refs. [39, 41]):

$$E_{\text{RES}} = -0.042\alpha^2\hbar\omega_{\text{LO}}. \quad (1.50)$$

The effective mass of the polaron in the RES is given [39] as:

$$m_{\text{RES}}^* = 0.621 \frac{\alpha^4}{81\pi^2} m_b = 0.0200\alpha^4 m_b. \quad (1.51)$$

The structure of the energy spectrum of the strong-coupling polaron is shown in Fig. 2.

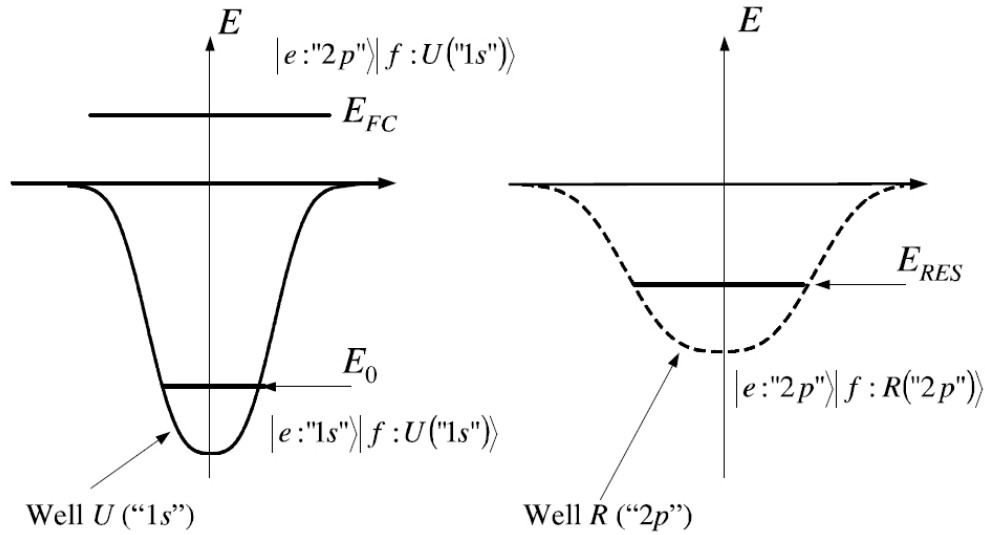


FIG. 2: Structure of the energy spectrum of a polaron at strong coupling: E_0 — the ground state, E_{RES} — the (first) relaxed excited state; the Franck-Condon states (E_{FC}). In fact, both the Franck-Condon states and the relaxed excited states lie in the continuum and, strictly speaking, are resonances.

The significance of the strong-coupling large polaron theory is formal only: it allows to test “all-coupling” theories in the limit $\alpha \rightarrow \infty$. Remarkably, the effective electron-phonon coupling strength significantly increases in systems of low dimension and low dimensionality.

4. All-coupling theory. The Feynman path integral

Feynman developed a superior all-coupling polaron theory using his path-integral formalism [43]. He studied first the self-energy E_0 and the effective mass m^* of polarons [43].

Feynman got the idea to formulate the polaron problem into the Lagrangian form of quantum mechanics and then eliminate the field oscillators, “...in exact analogy to Q. E. D. ... (resulting in) ... a sum over all trajectories ...”. The resulting path integral (here limited to the ground-state properties) is of the form (Ref. [43]):

$$\langle 0, \beta | 0, 0 \rangle = \int \mathcal{D}\mathbf{r}(\tau) \exp \left[-\frac{1}{2} \int_0^\beta \dot{\mathbf{r}}^2 d\tau + \frac{\alpha}{2^{\frac{3}{2}}} \int_0^\beta \int_0^\beta \frac{e^{-|\tau-\sigma|}}{|\mathbf{r}(\tau) - \mathbf{r}(\sigma)|} d\tau d\sigma \right], \quad (1.52)$$

where $\beta = 1/(k_B T)$. (1.52) gives the amplitude that an electron found at a point in space at time zero will appear at the same point at the (imaginary) time β . This path integral (1.52) has a great intuitive appeal: it shows the polaron problem as an equivalent one-particle problem in which the interaction, non-local in time or “retarded”, occurs between the electron and itself. Subsequently Feynman showed how the variational principle of quantum mechanics could be adapted to the path-integral formalism and he introduced a quadratic trial action (non-local in time) to simulate (1.52).

Applying the variational principle for path integrals then results in an upper bound for the polaron self-energy at all α , which at weak and strong coupling gives accurate expressions. Feynman obtained smooth interpolation between a weak and strong coupling (for the ground state energy). The weak-coupling expansions of Feynman for the ground-state energy and the effective mass of the polaron are:

$$\frac{E_0}{\hbar\omega_{\text{LO}}} = -\alpha - 0.0123\alpha^2 - 0.00064\alpha^3 - \dots \quad (\alpha \rightarrow 0), \quad (1.53)$$

$$\frac{m^*}{m_b} = 1 + \frac{\alpha}{6} + 0.025\alpha^2 + \dots \quad (\alpha \rightarrow 0). \quad (1.54)$$

In the strong-coupling limit Feynman found for the ground-state energy energy:

$$\frac{E_0}{\hbar\omega_{\text{LO}}} \equiv \frac{E_{3D}(\alpha)}{\hbar\omega_{\text{LO}}} = -0.106\alpha^2 - 2.83 - \dots \quad (\alpha \rightarrow \infty) \quad (1.55)$$

and for the polaron mass:

$$\frac{m^*}{m_b} \equiv \frac{m_{3D}^*(\alpha)}{m_b} = 0.0202\alpha^4 + \dots \quad (\alpha \rightarrow \infty). \quad (1.56)$$

Over the years the Feynman model for the polaron has remained the most successful approach to this problem. The analysis of an exactly solvable (“symmetrical”) 1D-polaron model [41, 44], Monte Carlo schemes [30, 45] and other numerical schemes [46] demonstrate the remarkable accuracy of Feynman’s path-integral approach to the polaron ground-state

energy. Experimentally more directly accessible properties of the polaron, such as its mobility and optical absorption, have been investigated subsequently. Within the path-integral approach, Feynman et al. studied later the mobility of polarons [47, 48]. Subsequently the path-integral approach to the polaron problem was generalized and developed to become a powerful tool to study optical absorption, magnetophonon resonance and cyclotron resonance [49–53].

In Ref. [54], a self-consistent treatment for the polaron problem at all α was presented, which is based on the Heisenberg equations of motion starting from a trial expression for the electron position. It was used to derive the effective mass and the optical properties of the polaron at arbitrary coupling. A variational justification of the approximation used in Ref. [54] (through a Stiltjes continuous fraction) is reproduced in Appendix 2.

5. On Monte Carlo calculations of the polaron free energy

In Ref. [55], using a Monte Carlo calculation, the ground-state energy of a polaron was derived as $E_0 = \lim_{\beta \rightarrow \infty} \Delta F$, where $\Delta F = F_\beta - F_\beta^0$ with F_β the free energy per polaron and $F_\beta^0 = [3/(2\beta)] \ln(2\pi\beta)$ the free energy per electron. The value $\beta\hbar\omega_{\text{LO}} = 25$, used for the actual computation in Ref. [55], corresponds to $T/T_D = 0.04$ ($T_D = \hbar\omega_{\text{LO}}/k_B$; $\hbar\omega_{\text{LO}}$ is the LO phonon energy). So, as pointed out in Ref. [56], the authors of Ref. [55] actually calculated the *free energy* ΔF , rather than the polaron *ground-state energy*.

To investigate the importance of temperature effects on ΔF , the authors of Ref. [56] considered the polaron energy as obtained by Osaka [57], who generalized the Feynman [43] polaron theory to nonzero temperatures:

$$\begin{aligned} \frac{\Delta F}{\hbar\omega} = & \frac{3}{\beta} \ln \left(\frac{w \sinh \frac{\beta_0 v}{2}}{v \sinh \frac{\beta_0 w}{2}} \right) - \frac{3}{4} \frac{v^2 - w^2}{v} \left(\coth \frac{\beta_0 v}{2} - \frac{2}{\beta_0 v} \right) \\ & - \frac{\alpha}{\sqrt{2\pi}} [1 + n(\omega_{\text{LO}})] \int_0^{\beta_0} du \frac{e^{-u}}{\sqrt{D(u)}}, \end{aligned} \quad (1.57)$$

where $\beta_0 = \beta\hbar\omega_{\text{LO}}$, $n(\omega) = 1/(e^{\beta\hbar\omega} - 1)$, and

$$D(u) = \frac{w^2}{v^2} \frac{u}{2} \left(1 - \frac{u}{\beta_0} \right) + \frac{v^2 - w^2}{2v^3} \left(1 - e^{-vu} - 4n(v) \sinh^2 \frac{vu}{2} \right). \quad (1.58)$$

This result is variational, with variational parameters v and w , and gives an upper bound to the exact polaron free energy.

The results of a numerical-variational calculation of Eq. (1.57) are shown in Fig. 3, where the free energy $-\Delta F$ is plotted (in units of $\hbar\omega_{\text{LO}}$) as a function of α for different values of the lattice temperature. As seen from Fig. 3, (i) $-\Delta F$ increases with increasing temperature and (ii) the effect of temperature on ΔF increases with increasing α .

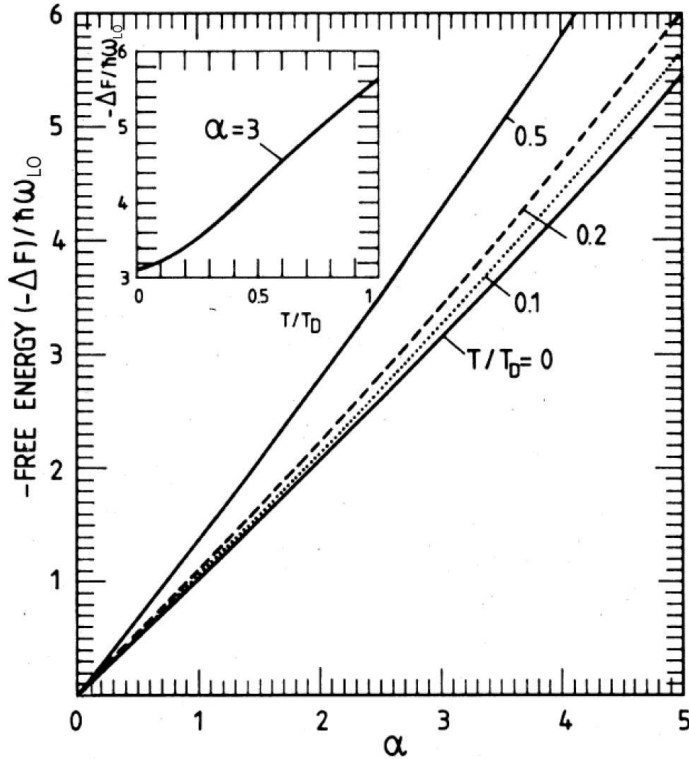


FIG. 3: Contribution of the electron-phonon interaction to the free energy of the Feynman polaron as a function of the electron-phonon coupling constant α for different values of the lattice temperature. Inset: temperature dependence of the free energy for $\alpha = 3$. (From Ref. [56].)

In Table II, the Monte Carlo results [55], $(\Delta F)_{\text{MC}}$, are compared with the free energy of the Feynman polaron, $(\Delta F)_{\text{F}}$, calculated in [56]. The values for the free energy obtained from the Feynman polaron model are *lower* than the MC results for $\alpha \lesssim 2$ and $\alpha \geq 4$ (but lie within the 1% error of the Monte Carlo results). Since the Feynman result for the polaron free energy is an upper bound to the exact result, we conclude that for $\alpha \lesssim 2$ and $\alpha \geq 4$ the results of the Feynman model are closer to the exact result than the MC results of [55].

TABLE II: Comparison between the free energy of the Feynman polaron theory, $-(\Delta F)_F$, and the Monte Carlo results of Ref. [55], $-(\Delta F)_{MC}$, for $T/T_D = 0.04$. The relative difference is defined as $\Delta = 100 \times [(\Delta F)_F - (\Delta F)_{MC}]/(\Delta F)_{MC}$. (From Ref. [56])

α	$-(\Delta F)_F$	$-(\Delta F)_{MC}$	Δ (%)
0.5	0.50860	0.505	0.71
1.0	1.02429	1.020	0.42
1.5	1.54776	1.545	0.18
2.0	2.07979	2.080	-0.010
2.5	2.62137	2.627	-0.21
3.0	3.17365	3.184	-0.32
3.5	3.73814	3.747	-0.24
4.0	4.31670	4.314	0.063

6. On the contributions of the N -phonon states to the polaron ground state

The analysis of an exactly solvable (“symmetric”) 1D-polaron model was performed in Refs. [41, 58, 59]. The model consists of an electron interacting with two oscillators possessing the opposite wave vectors: \mathbf{k} and $-\mathbf{k}$. The parity operator, which changes $a_{\mathbf{k}}$ and $a_{-\mathbf{k}}$ (and also $a_{\mathbf{k}}^\dagger$ and $a_{-\mathbf{k}}^\dagger$), commutes with the Hamiltonian of the system. Hence, the polaron states are classified into the even and odd ones with the eigenvalues of the parity operator $+1$ and -1 , respectively. For the lowest even and odd states, the phonon distribution functions W_N are plotted in Fig. 4, upper panel, at some values of the effective coupling constant λ of the “symmetric” model. The value of the parameter

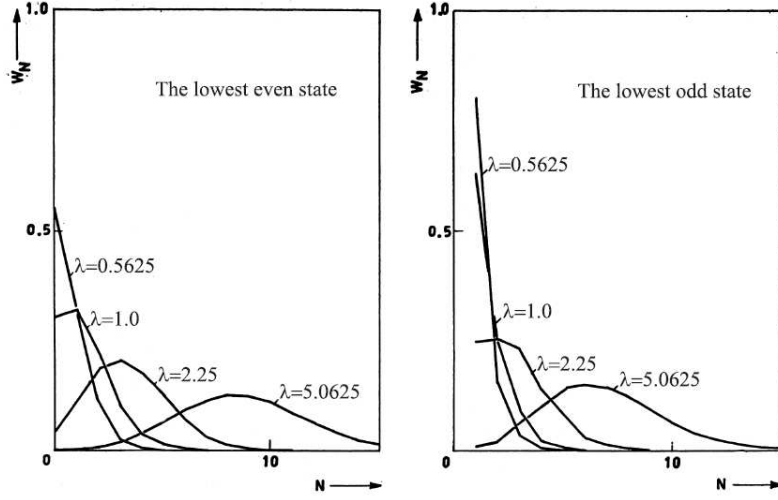
$$\varkappa = \sqrt{\frac{(\hbar k)^2}{m_b \hbar \omega_{LO}}}$$

for these graphs was taken 1, while the total polaron momentum $\mathbf{P} = 0$. In the weak-coupling case ($\lambda \approx 0.6$) W_N is a decaying function of N . When increasing λ , W_N acquires a maximum, e.g. at $N = 8$ for the lowest even state at $\lambda \approx 5.1$. The phonon distribution function W_N has the same character for the lowest even and the lowest odd states at all values of the number of the virtual phonons in the ground state. (as distinct from the

higher states). This led to the conclusion that the lowest odd state is an internal excited state of the polaron.

In Ref [30], the structure of the polaron cloud was investigated using the diagrammatic quantum Monte Carlo (DQMC) method. In particular, partial contributions of N -phonon states to the polaron ground state were found as a function of N for a few values of the coupling constant α , see Fig. 4, lower panel. It was shown to gradually evolve from the weak-coupling case ($\alpha = 1$) into the strong-coupling regime ($\alpha = 17$). Comparision of the lower panel to the upper panel in Fig. 4 clearly shows that the evolution of the shape and the scale of the distribution of the N -phonon states with increasing α as derived for a large polaron within DQMC method [30] is *in remarkable agreement* with the results obtained within the "symmetric" 1D polaron model [41, 58, 59].

The “symmetric” polaron model (Devreese 1964)



DQMC (Mishchenko et al. 2000)

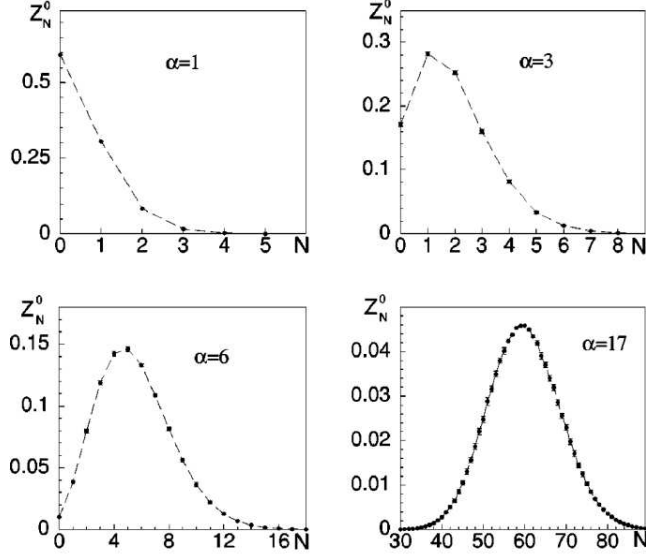


FIG. 4: *Upper panel*: The phonon distribution functions W_N in the “symmetric” polaron model for various values of the effective coupling constant λ at $\kappa = 1, \mathbf{P} = 0$ (from [58], Fig. 23). *Lower panel*: Distribution of multiphonon states in the polaron cloud within DQMC method for various values of α (from [30], Fig. 7).

F. Polaron mobility ³

The mobility of large polarons was studied within various theoretical approaches (see Ref. [60] for the detailed references). Fröhlich [61] pointed out the typical behavior of the large-polaron mobility

$$\mu \propto \exp(\hbar\omega_{\text{LO}}\beta), \quad (1.59)$$

which is characteristic for weak coupling. Here, $\beta = 1/k_B T$, T is the temperature. Within the weak-coupling regime, the mobility of the polaron was then derived, e. g., using the Boltzmann equation in Refs. [62, 63] and starting from the LLP-transformation in Ref. [64].

A nonperturbative analysis was embodied in the Feynman polaron theory, where the mobility μ of the polaron using the path-integral formalism was derived by Feynman et al. (usually referred to as FHIP) as a static limit starting from a frequency-dependent impedance function. For sufficiently low temperature T the mobility then takes the form [47]

$$\mu = \left(\frac{w}{v}\right)^3 \frac{3e}{4m_b\hbar\omega_{\text{LO}}^2\alpha\beta} e^{\hbar\omega_{\text{LO}}\beta} \exp\{(v^2 - w^2)/w^2v\}, \quad (1.60)$$

where v and w are (variational) functions of α obtained from the Feynman polaron model.

Using the Boltzmann equation for the Feynman polaron model, Kadanoff [65] found the mobility, which for low temperatures can be represented as follows:

$$\mu = \left(\frac{w}{v}\right)^3 \frac{e}{2m_b\omega_{\text{LO}}\alpha} e^{\hbar\omega_{\text{LO}}\beta} \exp\{(v^2 - w^2)/w^2v\}, \quad (1.61)$$

The weak-coupling perturbation expansion of the low-temperature polaron mobility as found using the Green's function technique [66] has confirmed that the mobility derived from the Boltzmann equation is exceedingly exact for weak coupling ($\alpha/6 \ll 1$) and at low temperatures ($k_B T \ll \hbar\omega_{\text{LO}}$). As shown in Ref. [65], the mobility of Eq. (1.60) differs by the factor of $3/(2\beta\hbar\omega_{\text{LO}})$ from that derived using the polaron Boltzmann equation as given by Eq. (1.61).

In the limit of weak electron-phonon coupling and low temperature, the FHIP polaron mobility of Eq. (1.60) differs by the factor of $3/(2\beta\hbar\omega_{\text{LO}})$ from the previous result [62–64], which, as pointed out in Ref. [47] and in later publications (see, e.g., Refs.[60, 65, 66]), is

³See also Appendix D “Notes on the polaron mobility”.

correct for $\beta \gg 1$. As follows from this comparison, the result of Ref. [47] is not valid when $T \rightarrow 0$. As argued in Ref. [47] and later confirmed, in particular, in Ref. [67] the above discrepancy can be attributed to an interchange of two limits in calculating the impedance. In FHIP, for weak electron-phonon coupling, one takes $\lim_{\Omega \rightarrow 0} \lim_{\alpha \rightarrow 0}$, whereas the correct order is $\lim_{\alpha \rightarrow 0} \lim_{\Omega \rightarrow 0}$ (Ω is the frequency of the applied electric field). It turns out that for the correct result the mobility at low temperatures is predominantly limited by the absorption of phonons, while in the theory of FHIP it is the emission of phonons which gives the dominant contribution as T goes to zero [67].

The analysis based on the Boltzmann equation takes into account the phonon emission processes whenever the energy of the polaron is above the emission threshold. The independent-collision model, which underlies the Boltzmann-equation approach, however, fails in the “strong coupling regime” of the large polaron, when the thermal mean free path becomes less than the de Broglie wavelength; in this case, the Boltzmann equation cannot be expected to be adequate [47, 68].⁴

In fact, the expression (1.60) for the polaron mobility was reported to adequately describe the experimental data in several polar materials (see, e.g., Refs. [68–70]). Experimental work on alkali halides and silver halides indicates that the mobility obtained from Eq. (1.60) describes the experimental results quite accurately [69]. Measurements of mobility as a function of temperature for photoexcited electrons in cubic n -type $\text{Bi}_{12}\text{SiO}_{20}$ are explained well in terms of large polarons within the Feynman approach [68]. The experimental findings on electron transport in crystalline TiO_2 (rutile phase) probed by THz time-domain spectroscopy are quantitatively interpreted within the Feynman model [70]. One of the reasons for the agreement between theory based on Eq. (1.60) and experiment is that in the path-integral approximation to the polaron mobility, a Maxwellian distribution for the electron velocities is assumed, when applying the adiabatic switching on of the Fröhlich interaction. Although such a distribution is not inherent in the Fröhlich interaction, its incorporation tends to favor agreement with experiment because other mechanisms (interaction with acoustic phonons etc.) cause a Gaussian distribution.

⁴For the polaron mobility in the weak- and strong-coupling regimes, see also Appendix D “Notes on the polaron mobility”.

II. OPTICAL ABSORPTION. WEAK COUPLING

A. Optical absorption at weak coupling [within the perturbation theory]

At zero temperature and in the weak-coupling limit, the optical absorption is due to the elementary polaron scattering process, schematically shown in Fig. 5.

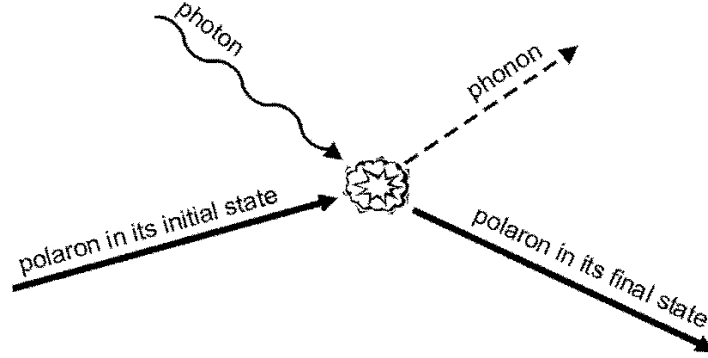


FIG. 5: Elementary polaron scattering process describing the absorption of an incoming photon and the generation of an outgoing phonon.

In the weak-coupling limit ($\alpha \ll 1$) the polaron absorption coefficient was first obtained by V. Gurevich, I. Lang and Yu. Firsov [71], who started from the Kubo formula. Their optical-absorption coefficient is equivalent to a particular case of the result of J. Tempere and J. T. Devreese (Ref. [53]), with the dynamic structure factor $S(\mathbf{q}, \omega)$ corresponding to the Hartree-Fock approximation (see also [72], p. 585). At zero temperature, the absorption coefficient for absorption of light with frequency Ω can be expressed in terms of elementary functions in two limiting cases: in the region of comparatively high polaron densities ($\hbar(\Omega - \omega_{\text{LO}})/\zeta \ll 1$)

$$\Gamma(\omega) = \frac{1}{\epsilon_0 n c} \frac{2^{1/2} N^{2/3} \alpha}{(3\pi^2)^{1/3}} \frac{e^2}{(\hbar m_b \omega_{\text{LO}})^{1/2}} \frac{\omega - 1}{\omega^3} \Theta(\omega - 1), \quad (2.1)$$

and in the low-concentration region ($\hbar(\Omega - \omega_{\text{LO}})/\zeta \gg 1$)

$$\Gamma(\omega) = \frac{1}{\epsilon_0 n c} \frac{2 N e^2 \alpha}{3 m_b \omega_{\text{LO}}} \frac{(\omega - 1)^{1/2}}{\omega^3} \Theta(\omega - 1), \quad (2.2)$$

where $\omega = \Omega/\omega_{\text{LO}}$, ϵ_0 is the dielectric permittivity of the vacuum, n is the refractive index of the medium, N is the concentration of polarons and ζ is the Fermi level for the electrons.

A step function

$$\Theta(\omega - 1) = \begin{cases} 1 & \text{if } \omega > 1, \\ 0 & \text{if } \omega < 1 \end{cases}$$

reflects the fact that at zero temperature the absorption of light accompanied by the emission of a phonon can occur only if the energy of the incident photon is larger than that of a phonon ($\omega > 1$). In the weak-coupling limit, according to Eqs. (2.1), (2.2), the absorption spectrum consists of a “one-phonon line”.

At nonzero temperature, the absorption of a photon can be accompanied not only by emission, but also by absorption of one or more phonons.

A simple derivation in Ref. [73] using a canonical transformation method gives the absorption coefficient of free polarons, which coincides with the result (2.2) of Ref. [71].

B. Optical absorption at weak coupling [within the canonical-transformation method [73] (DHL)]

The optical absorption of large polarons as a function of the frequency of the incident light is calculated using the canonical-transformation formalism by Devreese, Huybrechts and Lemmens (DHL) Ref. [73]. A simple calculation, which is developed below in full detail, gives a result for the absorption coefficient, which is exact to order α .

We start from the Hamiltonian of the electron-phonon system interacting with light is written down using the vector potential of an electromagnetic field $\mathbf{A}(t)$:

$$H = \frac{1}{2m_b} \left(\mathbf{p} + \frac{e}{c} \mathbf{A}(t) \right)^2 + \sum_{\mathbf{k}} \omega_{\text{LO}} a_{\mathbf{k}}^+ a_{\mathbf{k}} + \sum_{\mathbf{k}} (V_{\mathbf{k}} a_{\mathbf{k}} e^{i\mathbf{k} \cdot \mathbf{r}} + V_{\mathbf{k}}^* a_{\mathbf{k}}^+ e^{-i\mathbf{k} \cdot \mathbf{r}}). \quad (2.3)$$

The electric field is related to the vector potential as

$$\mathbf{E}(t) = -\frac{1}{c} \frac{\partial \mathbf{A}(t)}{\partial t}. \quad (2.4)$$

Within the electric dipole interaction the electric field with frequency Ω is

$$\mathbf{E}(t) = \mathbf{E} \cos(\Omega t) \Rightarrow \quad (2.5)$$

$$\mathbf{A} = -\frac{c}{\Omega} \mathbf{E} \sin(\Omega t). \quad (2.6)$$

When expanding $\frac{1}{2m_b} \left(\mathbf{p} + \frac{e}{c} \mathbf{A}(t) \right)^2$ in the Hamiltonian, we find

$$\frac{1}{2m_b} \left(\mathbf{p} + \frac{e}{c} \mathbf{A}(t) \right)^2 = \frac{\mathbf{p}^2}{2m_b} + \frac{e}{m_b c} \mathbf{A}(t) \cdot \mathbf{p} + \frac{e^2}{2m_b c^2} A^2(t) \quad (2.7)$$

where the first term is the kinetic energy of the electron, and the second term describes the interaction of the electron-phonon system with light

$$V_t = \frac{e}{m_b c} \mathbf{A}(t) \cdot \mathbf{p} = -\frac{e}{m_b \Omega} \mathbf{E} \cdot \mathbf{p} \sin \Omega t \quad (2.8)$$

$$V_t \equiv V \sin \Omega t, \quad (2.9)$$

$$V \equiv -\frac{e}{m_b \Omega} \mathbf{E} \cdot \mathbf{p}. \quad (2.10)$$

Since $\mathbf{A}(t)$ does not depend on the electron coordinates, the term $\frac{e^2}{2m_b c^2} A^2(t)$ in (2.7) does not play a role in our description of the optical absorption. The total Hamiltonian for the system of a continuum polaron interacting with light is thus

$$H_{tot} = H_{pol} + V_t,$$

where H_{pol} is Fröhlich's Hamiltonian (1.16).

The absorption coefficient for absorption of light with frequency Ω by free polarons is proportional to the probability $P(\Omega)$ that a photon is absorbed by these polarons in their ground state,

$$\Gamma_p(\Omega) = \frac{N}{\varepsilon_0 c n 2 E^2} \Omega P(\Omega). \quad (2.11)$$

Here N is number of polarons, which are considered as independent from each other, ε_0 is the permittivity of vacuum, c is the velocity of light, n is the refractive index of the medium in which the polarons move, E is the modulus of the electric field vector of the incident photon. If the incident light can be treated as a perturbation, the transition probability $P(\Omega)$ is given by the Golden Rule of Fermi:

$$P(\Omega) = 2\pi \sum_f \langle \Phi_0 | V | f \rangle \langle f | V | \Phi_0 \rangle \delta(E_0 + \Omega - E_f). \quad (2.12)$$

V is the amplitude of the time-dependent perturbation given by (2.10). The ground state wave function of a free polaron is $|\Phi_0\rangle$ and its energy is E_0 . The wave functions of all possible final states are $|f\rangle$ and the corresponding energies are E_f . The possible final states are all the excited states of the polaron. The main idea of the present calculation is to avoid the explicit summation over the final polaron states, which are poorly known, by eliminating all the excited state wave functions $|f\rangle$ from the expression (2.12).

With this aim, the representation of the δ -function is used:

$$\delta(x) = \frac{1}{\pi} \operatorname{Re} \int_{-\infty}^0 dt \exp[-i(x + i\varepsilon)t].$$

This leads to:

$$\begin{aligned} P(\Omega) &= 2 \operatorname{Re} \sum_f \int_{-\infty}^0 dt \langle \Phi_0 | V | f \rangle \langle f | V | \Phi_0 \rangle \exp[-i(\Omega + i\varepsilon + E_0 - E_f)t] \\ &= 2 \operatorname{Re} \sum_f \int_{-\infty}^0 dt \exp[-i(\Omega + i\varepsilon)t] \langle \Phi_0 | V | f \rangle \langle f | e^{iHt} V e^{-iHt} | \Phi_0 \rangle. \end{aligned}$$

Using the fact that

$$\sum_f |f\rangle \langle f| = 1$$

and the notation

$$\begin{aligned} e^{iHt} V(0) e^{-iHt} &= V(t), \\ \frac{dV(t)}{dt} &= i[H, V(t)] \end{aligned}$$

we find

$$P(\Omega) = 2 \operatorname{Re} \int_{-\infty}^0 dt \exp[-i(\Omega + i\varepsilon)t] \langle \Phi_0 | V(0) V(t) | \Phi_0 \rangle. \quad (2.13)$$

Defining

$$R(\Omega) = \int_{-\infty}^0 dt \exp[-i(\Omega + i\varepsilon)t] \langle \Phi_0 | V(0) V(t) | \Phi_0 \rangle, \quad (2.14)$$

one has

$$P(\Omega) = 2 \operatorname{Re} R(\Omega). \quad (2.15)$$

Substituting (2.10) to (2.14), we find that

$$R(\Omega) = \left(\frac{e}{m_b \Omega} \right)^2 \int_{-\infty}^0 dt e^{-i(\Omega + i\varepsilon)t} \langle \Phi_0 | (\mathbf{E} \cdot \mathbf{p}(0)) (\mathbf{E} \cdot \mathbf{p}(t)) | \Phi_0 \rangle \quad (2.16)$$

and hence

$$P(\Omega) = 2 \left(\frac{e}{m_b \Omega} \right)^2 \operatorname{Re} \int_{-\infty}^0 dt e^{-i(\Omega + i\varepsilon)t} \langle \Phi_0 | (\mathbf{E} \cdot \mathbf{p}(0)) (\mathbf{E} \cdot \mathbf{p}(t)) | \Phi_0 \rangle. \quad (2.17)$$

It is convenient to apply the first LLP transformation S_1 (4.187), which eliminates the electron operators from the polaron Hamiltonian:

$$\begin{aligned} H &\longrightarrow \mathcal{H} = S_1^{-1} H_{pol} S_1 = \mathcal{H}_0 + \mathcal{H}_1 : \\ \mathcal{H}_0 &= \frac{\mathbf{P}^2}{2m_b} + \sum_{\mathbf{k}} \left(\omega_{LO} + \frac{k^2}{2m_b} - \frac{\mathbf{k} \cdot \mathbf{P}}{m_b} \right) a_{\mathbf{k}}^\dagger a_{\mathbf{k}} + \sum_{\mathbf{k}} (V_k a_{\mathbf{k}} + V_k^* a_{\mathbf{k}}^\dagger), \\ \mathcal{H}_1 &= \frac{1}{2m_b} \sum_{\mathbf{k}} \mathbf{k} \cdot \mathbf{k}' a_{\mathbf{k}}^\dagger a_{\mathbf{k}'}^\dagger a_{\mathbf{k}} a_{\mathbf{k}'}, \end{aligned}$$

where \mathcal{H}_0 can be diagonalized exactly and gives rise to the self-energy $E = -\alpha\omega_{\text{LO}}$, and \mathcal{H}_1 contains the correlation effects between the phonons. The optical absorption will be calculated here for the total momentum of the system $\mathbf{P} = \mathbf{0}$.

In the LLP approximation the explicit form of the matrix element in (2.16) is

$$\langle \Phi_0 | (\mathbf{E} \cdot \mathbf{p}(0)) (\mathbf{E} \cdot \mathbf{p}(t)) | \Phi_0 \rangle = \langle 0 | S_2^{-1} S_1^{-1} \mathbf{E} \cdot \mathbf{p} S_1 S_1^{-1} \mathbf{E} \cdot \mathbf{p}(t) S_1 S_2 | 0 \rangle, \quad (2.18)$$

where S_1 and S_2 are the first (4.187) and the second (4.196) LLP transformations. The application of S_1 gives:

$$S_1^{-1} \mathbf{p}(t) S_1 = S_1^{-1} e^{i\mathcal{H}t} \mathbf{p} e^{-i\mathcal{H}t} S_1 = S_1^{-1} e^{i\mathcal{H}t} S_1 S_1^{-1} \mathbf{p} S_1 S_1^{-1} e^{-i\mathcal{H}t} S_1.$$

Using $\mathcal{H} = S_1^{-1} H S_1$, we arrive at $S_1^{-1} e^{i\mathcal{H}t} S_1 = e^{iHt}$. Further we recall $S_1^{-1} \mathbf{p} S_1 = \mathbf{P} - \sum_{\mathbf{k}} \hbar \mathbf{k} a_{\mathbf{k}}^\dagger a_{\mathbf{k}} + \mathbf{p}$, where $\mathbf{P} = \mathbf{0}$ and \mathbf{p} is set 0 (see Appendix 1). This results in

$$S_1^{-1} \mathbf{p}(t) S_1 = e^{iHt} \mathbf{p} e^{-iHt} = - \sum_{\mathbf{k}} \hbar \mathbf{k} e^{iHt} a_{\mathbf{k}}^\dagger a_{\mathbf{k}} e^{-iHt} = - \sum_{\mathbf{k}} \hbar \mathbf{k} a_{\mathbf{k}}^\dagger(t) a_{\mathbf{k}}(t).$$

Then (2.18) takes the form

$$\langle \Phi_0 | (\mathbf{E} \cdot \mathbf{p}(0)) (\mathbf{E} \cdot \mathbf{p}(t)) | \Phi_0 \rangle = \left\langle 0 \left| S_2^{-1} \left(\sum_{\mathbf{k}} \mathbf{E} \cdot \mathbf{k} a_{\mathbf{k}}^\dagger a_{\mathbf{k}} \right) \left(\sum_{\mathbf{k}} \mathbf{E} \cdot \mathbf{k} a_{\mathbf{k}}^\dagger(t) a_{\mathbf{k}}(t) \right) S_2 \right| 0 \right\rangle. \quad (2.19)$$

Here the second LLP transformation is given by (4.196) with

$$f_{\mathbf{k}} = - \frac{V_{\mathbf{k}}^*}{\omega_{\text{LO}} + \frac{k^2}{2m_b}} \quad (2.20)$$

and the vacuum is defined by $a_{\mathbf{k}} |0\rangle = 0$. The calculation of the matrix element (2.19) proceeds as follows:

$$\begin{aligned} & \left\langle 0 \left| S_2^{-1} \left(\sum_{\mathbf{k}} \mathbf{E} \cdot \mathbf{k} a_{\mathbf{k}}^\dagger a_{\mathbf{k}} \right) \left(\sum_{\mathbf{k}} \mathbf{E} \cdot \mathbf{k} a_{\mathbf{k}}^\dagger(t) a_{\mathbf{k}}(t) \right) S_2 \right| 0 \right\rangle \\ &= \left\langle 0 \left| S_2^{-1} \left(\sum_{\mathbf{k}} \mathbf{E} \cdot \mathbf{k} a_{\mathbf{k}}^\dagger a_{\mathbf{k}} \right) S_2 S_2^{-1} e^{i\mathcal{H}t} S_2 S_2^{-1} \left(\sum_{\mathbf{k}} \mathbf{E} \cdot \mathbf{k} a_{\mathbf{k}}^\dagger a_{\mathbf{k}} \right) S_2 S_2^{-1} e^{-i\mathcal{H}t} S_2 \right| 0 \right\rangle \\ &= \left\langle 0 \left| S_2^{-1} \left(\sum_{\mathbf{k}} \mathbf{E} \cdot \mathbf{k} a_{\mathbf{k}}^\dagger a_{\mathbf{k}} \right) S_2 e^{iS_2^{-1} \mathcal{H} S_2 t} S_2^{-1} \left(\sum_{\mathbf{k}} \mathbf{E} \cdot \mathbf{k} a_{\mathbf{k}}^\dagger a_{\mathbf{k}} \right) S_2 e^{-iS_2^{-1} \mathcal{H} S_2 t} \right| 0 \right\rangle. \quad (2.21) \end{aligned}$$

Further on, we calculate

$$S_2^{-1} \mathcal{H} S_2 = H_0 + H_1$$

where

$$H_0 = S_2^{-1} \mathcal{H}_0 S_2 = S_2^{-1} \left[\sum_{\mathbf{k}} \left(\omega_{\text{LO}} + \frac{k^2}{2m_b} \right) a_{\mathbf{k}}^\dagger a_{\mathbf{k}} + \sum_{\mathbf{k}} (V_k a_{\mathbf{k}} + V_k^* a_{\mathbf{k}}^\dagger) \right] S_2$$

Further we use $S_2^{-1} a_{\mathbf{k}} S_2 = a_{\mathbf{k}} + f_{\mathbf{k}}$:

$$\begin{aligned} H_0 &= \sum_{\mathbf{k}} \left(\omega_{\text{LO}} + \frac{k^2}{2m_b} \right) a_{\mathbf{k}}^\dagger a_{\mathbf{k}} + \sum_{\mathbf{k}} \left(\omega_{\text{LO}} + \frac{k^2}{2m_b} \right) |f_{\mathbf{k}}|^2 \\ &\quad + \sum_{\mathbf{k}} \left(\omega_{\text{LO}} + \frac{k^2}{2m_b} \right) (a_{\mathbf{k}}^\dagger f_{\mathbf{k}} + a_{\mathbf{k}} f_{\mathbf{k}}^*) + \sum_{\mathbf{k}} [V_k (a_{\mathbf{k}} + f_{\mathbf{k}}) + V_k^* (a_{\mathbf{k}}^\dagger + f_{\mathbf{k}}^*)] \\ &= \sum_{\mathbf{k}} \left(\omega_{\text{LO}} + \frac{k^2}{2m_b} \right) a_{\mathbf{k}}^\dagger a_{\mathbf{k}} + \sum_{\mathbf{k}} \frac{|V_k|^2}{\left(\omega_{\text{LO}} + \frac{k^2}{2m_b} \right)} - 2 \sum_{\mathbf{k}} \frac{|V_k|^2}{\left(\omega_{\text{LO}} + \frac{k^2}{2m_b} \right)} \\ &= \sum_{\mathbf{k}} \left(\omega_{\text{LO}} + \frac{k^2}{2m_b} \right) a_{\mathbf{k}}^\dagger a_{\mathbf{k}} - \sum_{\mathbf{k}} \frac{|V_k|^2}{\left(\omega_{\text{LO}} + \frac{k^2}{2m_b} \right)}. \end{aligned}$$

The last term can be calculated analytically:

$$\begin{aligned} \sum_{\mathbf{k}} \frac{|V_k|^2}{\omega_{\text{LO}} + \frac{k^2}{2m_b}} &= \frac{V}{(2\pi)^3} \int d^3k \left(\frac{\omega_{\text{LO}}}{k} \right)^2 \frac{4\pi\alpha}{V} \left(\frac{1}{2m_b\omega_{\text{LO}}} \right)^{\frac{1}{2}} \cdot \frac{1}{\omega_{\text{LO}} + \frac{k^2}{2m_b}} \\ &= \frac{\alpha\omega_{\text{LO}}}{2\pi^2} 4\pi \int_0^\infty dk \left(\frac{1}{2m_b\omega_{\text{LO}}} \right)^{\frac{1}{2}} \frac{1}{1 + \frac{k^2}{2m_b\omega_{\text{LO}}}} \\ &= \frac{2\alpha\omega_{\text{LO}}}{\pi} \int_0^\infty d\kappa \frac{1}{1 + \kappa^2} = \frac{2\alpha\omega_{\text{LO}}}{\pi} \arctan \kappa \Big|_0^\infty = \alpha\omega_{\text{LO}}, \end{aligned}$$

$$H_0 = -\alpha\omega_{\text{LO}} + \sum_{\mathbf{k}} \left(\omega_{\text{LO}} + \frac{k^2}{2m_b} \right) a_{\mathbf{k}}^\dagger a_{\mathbf{k}}.$$

The term

$$H_1 = S_2^{-1} \mathcal{H}_1 S_2$$

will be neglected:

$$e^{iS_2^{-1} \mathcal{H} S_2 t} \approx e^{iH_0 t}.$$

Neglecting H_1 , consistent with the LLP description, introduces no error in order α . Therefore (2.21) becomes

$$\left\langle 0 \left| \frac{\sum_{\mathbf{k}} \mathbf{E} \cdot \mathbf{k} \left(a_{\mathbf{k}}^\dagger a_{\mathbf{k}} + f_{\mathbf{k}} a_{\mathbf{k}}^\dagger + f_{\mathbf{k}}^* a_{\mathbf{k}} + f_{\mathbf{k}} f_{\mathbf{k}}^* \right) e^{iH_0 t}}{\sum_{\mathbf{k}} \mathbf{E} \cdot \mathbf{k} \left(a_{\mathbf{k}}^\dagger a_{\mathbf{k}} + f_{\mathbf{k}} a_{\mathbf{k}}^\dagger + f_{\mathbf{k}}^* a_{\mathbf{k}} + f_{\mathbf{k}} f_{\mathbf{k}}^* \right) e^{-iH_0 t}} \right| 0 \right\rangle. \quad (2.22)$$

For $\mathbf{P} = 0$ there is no privileged direction and $\sum_{\mathbf{k}} \mathbf{E} \cdot \mathbf{k} f_{\mathbf{k}} f_{\mathbf{k}}^* = 0$, (2.22) reduces to:

$$\left\langle 0 \left| \sum_{\mathbf{k}} \mathbf{E} \cdot \mathbf{k} f_{\mathbf{k}}^* a_{\mathbf{k}} e^{iH_0 t} \sum_{\mathbf{k}} \mathbf{E} \cdot \mathbf{k} f_{\mathbf{k}} a_{\mathbf{k}}^\dagger e^{-iH_0 t} \right| 0 \right\rangle.$$

From the equation of motion for $a_{\mathbf{k}}^\dagger$:

$$\frac{da_{\mathbf{k}}^\dagger(t)}{dt} = i [H_0, a_{\mathbf{k}}^\dagger] = i \left(\omega_{\text{LO}} + \frac{k^2}{2m_b} \right) a_{\mathbf{k}}^\dagger,$$

it is easy now to calculate

$$e^{iH_0 t} a_{\mathbf{k}}^\dagger e^{-iH_0 t} = a_{\mathbf{k}}^\dagger \exp \left[i \left(\omega_{\text{LO}} + \frac{k^2}{2m_b} \right) t \right].$$

The matrix element (2.19) now becomes

$$\langle \Phi_0 | (\mathbf{E} \cdot \mathbf{p}(0)) (\mathbf{E} \cdot \mathbf{p}(t)) | \Phi_0 \rangle = \sum_{\mathbf{k}} (\mathbf{E} \cdot \mathbf{k})^2 f_{\mathbf{k}}^* f_{\mathbf{k}} \exp \left[i \left(\omega_{\text{LO}} + \frac{k^2}{2m_b} \right) t \right] + O(\alpha^2).$$

The transition probability (2.13) is then given by the expression

$$\begin{aligned} P(\Omega) &= 2 \operatorname{Re} \frac{e^2}{m_b^2 \Omega^2} \sum_{\mathbf{k}} (\mathbf{E} \cdot \mathbf{k})^2 f_{\mathbf{k}}^* f_{\mathbf{k}} \int_{-\infty}^0 dt \exp \left[-i \left(\Omega + i\varepsilon - \omega_{\text{LO}} - \frac{k^2}{2m_b} \right) t \right] \\ &= 2\pi \frac{e^2}{m_b^2 \Omega^2} \sum_{\mathbf{k}} (\mathbf{E} \cdot \mathbf{k})^2 |f_{\mathbf{k}}|^2 \delta \left(\Omega - \omega_{\text{LO}} - \frac{k^2}{2m_b} \right). \end{aligned}$$

Using (2.20), we obtain

$$\begin{aligned}
P(\Omega) &= \frac{2\pi e^2}{m_b^2 \Omega^2} \sum_{\mathbf{k}} \frac{(\mathbf{E} \cdot \mathbf{k})^2}{\left(\omega_{\text{LO}} + \frac{k^2}{2m_b}\right)^2} |V_k|^2 \delta\left(\Omega - \omega_{\text{LO}} - \frac{k^2}{2m_b}\right) \\
&= \frac{2\pi e^2}{m_b^2 \Omega^2} \frac{V}{(2\pi)^3} \int d^3k \left(\frac{\omega_{\text{LO}}}{k}\right)^2 \frac{4\pi\alpha}{V} \left(\frac{1}{2m_b \omega_{\text{LO}}}\right)^{\frac{1}{2}} \\
&\quad \times \frac{(\mathbf{E} \cdot \mathbf{k})^2}{\left(\omega_{\text{LO}} + \frac{k^2}{2m_b}\right)^2} \delta\left(\Omega - \omega_{\text{LO}} - \frac{k^2}{2m_b}\right) \\
&= \frac{e^2 \alpha E^2}{m_b^2 \Omega^2 \pi} 2\pi \int_{-1}^1 dx x^2 \int_0^\infty dk \left(\frac{1}{2m_b \omega_{\text{LO}}}\right)^{\frac{1}{2}} \\
&\quad \times \frac{k^2}{\left(1 + \frac{k^2}{2m_b \omega_{\text{LO}}}\right)^2} \frac{1}{\omega_{\text{LO}}} \delta\left(\frac{\Omega}{\omega_{\text{LO}}} - 1 - \frac{k^2}{2m_b \omega_{\text{LO}}}\right) \\
&= \frac{8e^2 \alpha E^2}{3m_b \Omega^2} \int_0^\infty d\kappa \frac{\kappa^2}{(1 + \kappa^2)^2} \delta\left(\frac{\Omega}{\omega_{\text{LO}}} - 1 - \kappa^2\right) \\
&= \frac{4e^2 \alpha E^2}{3m_b \Omega^2} \int_0^\infty d\zeta \frac{\sqrt{\zeta}}{(1 + \zeta)^2} \delta\left(\frac{\Omega}{\omega_{\text{LO}}} - 1 - \zeta\right) \\
&= \frac{4e^2 \alpha E^2}{3m_b \Omega^2} \Theta\left(\frac{\Omega}{\omega_{\text{LO}}} - 1\right) \frac{\sqrt{\frac{\Omega}{\omega_{\text{LO}}} - 1}}{\left(\frac{\Omega}{\omega_{\text{LO}}}\right)^2} = \frac{4e^2 \alpha E^2 \omega_{\text{LO}}^2}{3m_b \Omega^4} \sqrt{\frac{\Omega}{\omega_{\text{LO}}} - 1} \Theta\left(\frac{\Omega}{\omega_{\text{LO}}} - 1\right),
\end{aligned}$$

where

$$\Theta\left(\frac{\Omega}{\omega_{\text{LO}}} - 1\right) = \begin{cases} 1 & \text{if } \frac{\Omega}{\omega_{\text{LO}}} > 1 \\ 0 & \text{if } \frac{\Omega}{\omega_{\text{LO}}} < 1 \end{cases}.$$

The absorption coefficient (2.11) for absorption by free polarons for $\alpha \rightarrow 0$ finally takes the form

$$\Gamma_p(\Omega) = \frac{1}{\varepsilon_0 c n} \frac{2Ne^2 \alpha \omega_{\text{LO}}^2}{3m_b \Omega^3} \sqrt{\frac{\Omega}{\omega_{\text{LO}}} - 1} \Theta\left(\frac{\Omega}{\omega_{\text{LO}}} - 1\right). \quad (2.23)$$

The behavior of $\Gamma_p(\Omega)$ (2.23) as a function of Ω is as follows. For $\Omega < \omega_{\text{LO}}$ there is no absorption. The threshold for absorption is at $\Omega = \omega_{\text{LO}}$. From $\Omega = \omega_{\text{LO}}$ up to $\Omega = \frac{6}{5}\omega_{\text{LO}}$, Γ_p increases to a maximum and for $\Omega > \frac{6}{5}\omega_{\text{LO}}$ the absorption coefficient decreases slowly with increasing Ω .

Experimentally, this one-phonon line has been observed for free polarons in the infrared absorption spectra of CdO-films, see Fig. 6. In CdO, which is a weakly polar material with $\alpha \approx 0.74$, the polaron absorption band is observed in the spectral region between 6 and 20 μm (above the LO phonon frequency). The difference between theory and experiment in the

wavelength region where polaron absorption dominates the spectrum is due to many-polaron effects.

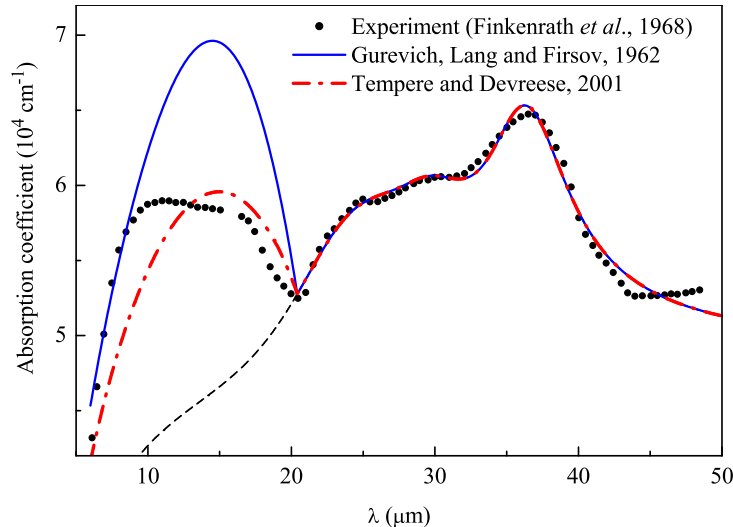


FIG. 6: Optical absorption spectrum of a CdO-film with the carrier concentration $n = 5.9 \times 10^{19} \text{ cm}^{-3}$ at $T = 300 \text{ K}$. The experimental data (solid dots) of Ref. [74] are compared to different theoretical results: with (solid curve) and without (dashed line) the one-polaron contribution of Ref. [71] and for many polarons (dash-dotted curve) of Ref. [53].

III. OPTICAL ABSORPTION. STRONG COUPLING

The absorption of light by free large polarons was treated in Ref. [49] using the polaron states obtained within the adiabatic strong-coupling approximation, which was considered above in subsection IE 3.

It was argued in Ref. [49], that for sufficiently large α ($\alpha > 3$), the (first) RES of a polaron is a relatively stable state, which can participate in optical absorption transitions. This idea was necessary to understand the polaron optical absorption spectrum in the strong-coupling regime. The following scenario of a transition, which leads to a “zero-phonon” peak in the absorption by a strong-coupling polaron, can then be suggested. If the frequency of the incoming photon is equal to

$$\Omega_{\text{RES}} \equiv \frac{E_{\text{RES}} - E_0}{\hbar} = 0.065\alpha^2\omega_{\text{LO}},$$

then the electron jumps from the ground state (which, at large coupling, is well-characterized by "s"-symmetry for the electron) to an excited state ("2p"), while the lattice polarization in the final state is adapted to the "2p" electronic state of the polaron. In Ref. [49] considering the decay of the RES with emission of one real phonon it is demonstrated, that the "zero-phonon" peak can be described using the Wigner-Weisskopf formula valid when the linewidth of that peak is much smaller than $\hbar\omega_{\text{LO}}$.

For photon energies larger than

$$\Omega_{\text{RES}} + \omega_{\text{LO}},$$

a transition of the polaron towards the first scattering state, belonging to the RES, becomes possible. The final state of the optical absorption process then consists of a polaron in its lowest RES plus a free phonon. A "one-phonon sideband" then appears in the polaron absorption spectrum. This process is called *one-phonon sideband absorption*.

The one-, two-, ... K -, ... phonon sidebands of the zero-phonon peak give rise to a broad structure in the absorption spectrum. It turns that the *first moment* of the phonon sidebands corresponds to the FC frequency Ω_{FC} :

$$\Omega_{\text{FC}} \equiv \frac{E_{\text{FC}} - E_0}{\hbar} = 0.141\alpha^2\omega_{\text{LO}}.$$

To summarize, the polaron optical absorption spectrum at strong coupling is characterized by the following features ($T = 0$):

- a) An intense absorption peak ("zero-phonon line") appears, which corresponds to a transition from the ground state to the first RES at Ω_{RES} .
- b) For $\Omega > \Omega_{\text{RES}} + \omega_{\text{LO}}$, a phonon sideband structure arises. This sideband structure peaks around Ω_{FC} .

The qualitative behaviour predicted in Ref. [49], namely, an intense zero-phonon (RES) line with a broader sideband at the high-frequency side, was confirmed after an all-coupling expression for the polaron optical absorption coefficient at $\alpha = 5, 6, 7$ had been studied [50].

In what precedes, the low-frequency end of the polaron absorption spectrum was discussed; at higher frequencies, transitions to higher RES and their scattering states can appear. The two-phonon sidebands in the optical absorption of free polarons in the strong-coupling limit were numerically studied in Ref. [75].

The study of the optical absorption of polarons at large coupling is mainly of formal interest because all reported coupling constants of polar semiconductors and ionic crystals are smaller than 5 (see Table 1).

IV. ARBITRARY COUPLING

A. Impedance function of large polarons: An alternative derivation of FHIP [76]

a. Definitions We derive here the linear response of the Fröhlich polaron, described by the Hamiltonian

$$H = \frac{\mathbf{p}^2}{2m_b} + \sum_{\mathbf{k}} \hbar\omega_{\mathbf{k}} a_{\mathbf{k}}^{\dagger} a_{\mathbf{k}} + \sum_{\mathbf{k}} (V_{\mathbf{k}} a_{\mathbf{k}} e^{i\mathbf{k}\cdot\mathbf{r}} + V_{\mathbf{k}}^* a_{\mathbf{k}}^{\dagger} e^{-i\mathbf{k}\cdot\mathbf{r}}), \quad (4.1)$$

to a spatially uniform, time-varying electric field

$$\mathbf{E}_{\Omega}(t) = E_0 \exp(i\Omega t) \mathbf{e}_x. \quad (4.2)$$

This field induces a current in the x -direction

$$j_{\Omega}(t) = \frac{1}{Z(\Omega)} E_{\Omega}(t). \quad (4.3)$$

The complex function $Z(\Omega)$ is called the impedance function. The frequency-dependent mobility is defined by

$$\mu(\Omega) = \text{Re} \frac{1}{Z(\Omega)}. \quad (4.4)$$

For nonzero frequencies (in the case of polarons the frequencies of interest are in the infrared) one defines the absorption coefficient [50]

$$\Gamma(\Omega) = \frac{1}{n\epsilon_0 c} \text{Re} \frac{1}{Z(\Omega)}, \quad (4.5)$$

where ϵ_0 is the dielectric constant of the vacuum, n the refractive index of the crystal, and c the velocity of light. In the following the amplitude of the electric field E_0 is taken sufficiently small so that linear-response theory can be applied.

The impedance function can be expressed via a frequency-dependent conductivity of a single polaron in a unit volume

$$\frac{1}{Z(\Omega)} = \sigma(\Omega) \quad (4.6)$$

using *the standard Kubo formula* (cf. Eq. (3.8.8) from Ref. [72]):

$$\sigma(\Omega) = i \frac{e^2}{Vm_b\Omega} + \frac{1}{V\hbar\Omega} \int_0^\infty e^{i\Omega t} \langle [j_x(t), j_x] \rangle dt. \quad (4.7)$$

In order to introduce a convenient representation of the impedance function, we give in the next subsection a definition and discuss properties of a scalar product of two operators [cf. [77], Chapter 5].

b. Definition and properties of the scalar product For two operators A and B (i.e., elements of the Hilbert space of operators) the scalar product is defined as

$$(A, B) = \int_0^\beta d\lambda \langle (e^{\lambda\hbar L} A^\dagger) B \rangle. \quad (4.8)$$

The notation $(e^{\lambda\hbar L} A^\dagger)$ is used in order to indicate that the operator $e^{\lambda\hbar L}$ acts on the operator A^\dagger . The time evolution of the operator A is determined by the Liouville operator L :

$$-i \frac{\partial A}{\partial t} = LA \equiv \frac{1}{\hbar} [H, A] \quad (4.9)$$

with a commutator $[H, A]$, wherefrom

$$A(t) = e^{iLt} A(0) \equiv e^{iHt/\hbar} A(0) e^{-iHt/\hbar}. \quad (4.10)$$

The expectation value in (4.8) is taken over the Gibbs' ensemble:

$$\langle A \rangle = \text{Tr}(\rho_0(H) A) \quad (4.11)$$

with the equilibrium density matrix when the electric field is absent

$$\rho_0(H) = e^{-\beta H} / \text{Tr}(e^{-\beta H}). \quad (4.12)$$

One can show that (4.8) defines a positive definite scalar product with the following properties

$$(i) \quad (A, B) = (B^\dagger, A^\dagger), \quad (4.13)$$

$$(ii) \quad (A, LB) = (LA, B), \quad (4.14)$$

$$(iii) \quad (A, LB) = \frac{1}{\hbar} \langle [A^\dagger, B] \rangle, \quad (4.15)$$

and [cf. Eq. (5.11) of [77]]

$$(iv) \quad (A, B)^* = (B, A) \quad (4.16)$$

Demonstration of the property (4.13). Starting from the definition (4.8) and using (4.10), we obtain

$$(A, B) = \int_0^\beta d\lambda \langle e^{\lambda H} A^\dagger e^{-\lambda H} B \rangle. \quad (4.17)$$

Substituting here (4.11) with (4.12), one finds

$$(A, B) = \int_0^\beta d\lambda \text{Tr} [e^{-(\beta-\lambda)H} A^\dagger e^{-\lambda H} B] / \text{Tr}(e^{-\beta H}).$$

Change of the variable $\lambda' = \beta - \lambda$ allows us to represent this integral as

$$(A, B) = \int_0^\beta d\lambda' \text{Tr} [e^{-\lambda' H} A^\dagger e^{-(\beta-\lambda')H} B] / \text{Tr}(e^{-\beta H}).$$

Further, a cyclic permutation of the operators under the trace Tr sign gives

$$\begin{aligned} (A, B) &= \int_0^\beta d\lambda \text{Tr} [e^{-(\beta-\lambda)H} B e^{-\lambda H} A^\dagger] / \text{Tr}(e^{-\beta H}) \\ &= \int_0^\beta d\lambda \langle e^{\lambda H} B e^{-\lambda H} A^\dagger \rangle = \int_0^\beta d\lambda \langle (e^{\lambda H} B) A^\dagger \rangle \\ &= \int_0^\beta d\lambda \langle [e^{\lambda H} (B^\dagger)^\dagger] A^\dagger \rangle. \end{aligned}$$

According to the definition (4.8), this finalizes the demonstration of (4.13).

Demonstration of the property (4.14). Starting from (4.17) and using (4.9), we obtain

$$\begin{aligned} (A, LB) &= \int_0^\beta d\lambda \langle e^{\lambda H} A^\dagger e^{-\lambda H} LB \rangle \\ &= \frac{1}{\hbar} \int_0^\beta d\lambda \langle e^{\lambda H} A^\dagger e^{-\lambda H} (HB - BH) \rangle. \end{aligned}$$

A cyclic permutation of the operators under the average $\langle \bullet \rangle$ sign gives

$$(A, LB) = \frac{1}{\hbar} \int_0^\beta d\lambda \langle e^{\lambda H} A^\dagger e^{-\lambda H} HB - He^{\lambda H} A^\dagger e^{-\lambda H} B \rangle. \quad (4.18)$$

Using the commutation of H and $e^{\pm\lambda H}$, one finds

$$(A, LB) = \frac{1}{\hbar} \int_0^\beta d\lambda \langle e^{\lambda H} A^\dagger H e^{-\lambda H} B - e^{\lambda H} H A^\dagger e^{-\lambda H} B \rangle \quad (4.19)$$

$$= \frac{1}{\hbar} \int_0^\beta d\lambda \langle e^{\lambda H} (A^\dagger H - H A^\dagger) e^{-\lambda H} B \rangle \quad (4.20)$$

$$= \frac{1}{\hbar} \int_0^\beta d\lambda \langle e^{\lambda H} (HA - AH)^\dagger e^{-\lambda H} B \rangle \quad (4.21)$$

$$= \int_0^\beta d\lambda \left\langle e^{\lambda H} \left(\frac{1}{\hbar} [H, A] \right)^\dagger e^{-\lambda H} B \right\rangle. \quad (4.22)$$

With the definition (4.9), this gives

$$(A, LB) = \int_0^\beta d\lambda \left\langle e^{\lambda H} (LA)^\dagger e^{-\lambda H} B \right\rangle = \int_0^\beta d\lambda \left\langle \left[e^{\lambda \hbar L} (LA)^\dagger \right] B \right\rangle.$$

According to the definition (4.8), this finalizes the demonstration of (4.14).

Demonstration of the property (4.15). Starting from (4.20) and performing a cyclic permutation of the operators under the average $\langle \bullet \rangle$, we find

$$(A, LB) = \frac{1}{\hbar} \int_0^\beta d\lambda \left\langle e^{\lambda H} (A^\dagger H - H A^\dagger) e^{-\lambda H} B \right\rangle$$

Further we notice that

$$e^{\lambda H} (A^\dagger H - H A^\dagger) e^{-\lambda H} = -\frac{d(e^{\lambda H} A^\dagger e^{-\lambda H})}{d\lambda},$$

consequently,

$$\begin{aligned} (A, LB) &= -\frac{1}{\hbar} \int_0^\beta d\lambda \left\langle \frac{d(e^{\lambda H} A^\dagger e^{-\lambda H})}{d\lambda} B \right\rangle \\ &= -\frac{1}{\hbar} \left\langle \int_0^\beta d\lambda \frac{d(e^{\lambda H} A^\dagger e^{-\lambda H})}{d\lambda} B \right\rangle \\ &= -\frac{1}{\hbar} \left\langle e^{\lambda H} A^\dagger e^{-\lambda H} B \Big|_0^\beta \right\rangle = \frac{1}{\hbar} \langle (A^\dagger B - e^{\beta H} A^\dagger e^{-\beta H} B) \rangle \\ &= \frac{1}{\hbar} \text{Tr} [e^{-\beta H} (A^\dagger B - e^{\beta H} A^\dagger e^{-\beta H} B)] / \text{Tr}(e^{-\beta H}) \\ &= \frac{1}{\hbar} \text{Tr} [e^{-\beta H} A^\dagger B - A^\dagger e^{-\beta H} B] / \text{Tr}(e^{-\beta H}). \end{aligned} \tag{4.23}$$

Further, a cyclic permutation of the operators in the second term under the trace Tr sign gives

$$\begin{aligned} (A, LB) &= \frac{1}{\hbar} \text{Tr} [e^{-\beta H} A^\dagger B - e^{-\beta H} B A^\dagger] / \text{Tr}(e^{-\beta H}) \\ &= \frac{1}{\hbar} \text{Tr} [e^{-\beta H} (A^\dagger B - B A^\dagger)] / \text{Tr}(e^{-\beta H}) \\ &= \frac{1}{\hbar} \langle A^\dagger B - B A^\dagger \rangle = \frac{1}{\hbar} \langle [A^\dagger, B] \rangle. \end{aligned}$$

Thus, the property (4.15) has been demonstrated.

Demonstration of the property (4.16). We start from the representation of the scalar product (4.17) and take a complex conjugate:

$$(A, B)^* = \int_0^\beta d\lambda \langle e^{\lambda H} A^\dagger e^{-\lambda H} B \rangle^* = \int_0^\beta d\lambda \langle B^\dagger e^{-\lambda H} A e^{\lambda H} \rangle.$$

A cyclic permutation of the operators under the average $\langle \bullet \rangle$ sign gives then

$$\begin{aligned} (A, B)^* &= \int_0^\beta d\lambda \langle e^{\lambda H} B^\dagger e^{-\lambda H} A \rangle = \int_0^\beta d\lambda \langle e^{\lambda H} B^\dagger e^{-\lambda H} A \rangle \\ &= \int_0^\beta d\lambda \langle (e^{\lambda \hbar L} B^\dagger) A \rangle. \end{aligned} \quad (4.24)$$

According to the definition (4.8), this finalizes the demonstration of (4.16).

The above scalar product allows one to represent different dynamical quantities in a rather simple way. For example, let us consider a scalar product

$$\Phi_{AB}(z) = \left(A, \frac{1}{z-L} B \right) \quad (4.25)$$

$$\begin{aligned} &= \int_0^\beta d\lambda \left\langle (e^{\lambda \hbar L} A^\dagger) \frac{1}{z-L} B \right\rangle \\ &= -i \int_0^\beta d\lambda \left\langle e^{\lambda \hbar L} A^\dagger \left[\int_0^\infty dt e^{i(z-L)t} \right] B \right\rangle \end{aligned} \quad (4.26)$$

$$\begin{aligned} &= -i \int_0^\infty dt e^{izt} \int_0^\beta d\lambda \langle e^{\lambda \hbar L} A^\dagger e^{-iLt} B \rangle \\ &= -i \int_0^\infty dt e^{izt} \int_0^\beta d\lambda \langle e^{\lambda H} A^\dagger e^{-\lambda H} e^{-iHt/\hbar} B e^{iHt/\hbar} \rangle \\ &= -i \int_0^\infty dt e^{izt} \int_0^\beta d\lambda \langle e^{iHt/\hbar + \lambda H} A^\dagger e^{-iHt/\hbar - \lambda H} B \rangle \\ &= -i \int_0^\infty dt e^{izt} \int_0^\beta d\lambda \langle e^{iH(t-i\lambda\hbar)/\hbar} A^\dagger e^{-iH(t-i\lambda\hbar)/\hbar} B \rangle \\ &= -i \int_0^\infty dt e^{izt} \int_0^\beta d\lambda \langle e^{iL(t-i\lambda\hbar)} A^\dagger B \rangle \end{aligned} \quad (4.27)$$

$$= -i \int_0^\infty dt e^{izt} \int_0^\beta d\lambda \langle A^\dagger(t - i\hbar\lambda) B(0) \rangle. \quad (4.28)$$

c. Representation of the impedance function in terms of the relaxation function The impedance function is related to the relaxation function

$$\Phi(z) \equiv \Phi_{\dot{x}\dot{x}}(z) = \left(\dot{x}, \frac{1}{z-L} \dot{x} \right), \quad (4.29)$$

where \dot{x} is the velocity operator, by the following expression:

$$\frac{1}{Z(\Omega)} = ie^2 \lim_{\epsilon \rightarrow 0} \Phi(\Omega + i\epsilon) \quad (4.30)$$

($z = \Omega + i\epsilon, \epsilon > 0$).

Demonstration of the representation (4.29). Apply (4.27) to the relaxation function entering (4.30):

$$\Phi(z) = -i \int_0^\beta d\lambda \int_0^\infty dt e^{izt} \langle (e^{i(t-i\hbar\lambda)L} \dot{x}) \dot{x} \rangle$$

and perform the integration by parts using the formula

$$\begin{aligned} \int_0^\infty e^{izt} f(t) dt &= -\frac{i}{z} f(t) e^{izt} \Big|_{t=0}^\infty + \frac{i}{z} \int_0^\infty \frac{\partial f(t)}{\partial t} e^{izt} dt \\ &= \frac{i}{z} f(0) + \frac{i}{z} \int_0^\infty \frac{\partial f(t)}{\partial t} e^{izt} dt : \end{aligned}$$

$$\begin{aligned} \int_0^\infty e^{izt} \langle (e^{i(t-i\hbar\lambda)L} \dot{x}) \dot{x} \rangle dt &= \frac{i}{z} \langle (e^{\hbar\lambda L} \dot{x}) \dot{x} \rangle + \frac{i}{z} \int_0^\infty e^{izt} \frac{\partial}{\partial t} \langle (e^{i(t-i\hbar\lambda)L} \dot{x}) \dot{x} \rangle dt \\ &= \frac{i}{z} \langle (e^{\hbar\lambda L} \dot{x}) \dot{x} \rangle - \frac{1}{z} \int_0^\infty e^{izt} \langle L (e^{i(t-i\hbar\lambda)L} \dot{x}) \dot{x} \rangle dt. \end{aligned}$$

This allows us to represent the relaxation function in the form

$$\begin{aligned} \Phi(z) &= -i \int_0^\beta d\lambda \left(\frac{i}{z} \langle (e^{\hbar\lambda L} \dot{x}) \dot{x} \rangle - \frac{1}{z} \int_0^\infty e^{izt} \langle L (e^{i(t-i\hbar\lambda)L} \dot{x}) \dot{x} \rangle dt \right) \\ &= \frac{1}{z} \int_0^\beta d\lambda \langle (e^{\hbar\lambda L} \dot{x}) \dot{x} \rangle + \frac{i}{z} \int_0^\beta d\lambda \int_0^\infty e^{izt} \langle L (e^{i(t-i\hbar\lambda)L} \dot{x}) \dot{x} \rangle dt \\ &= \frac{1}{m_b z} + \frac{i}{z} \int_0^\beta d\lambda \int_0^\infty e^{izt} \langle L (e^{i(t-i\hbar\lambda)L} \dot{x}) \dot{x} \rangle dt, \end{aligned}$$

where the expression (4.55) is inserted in the first term. Further on, the integral over λ is taken as follows:

$$\begin{aligned} \int_0^\beta d\lambda \langle L (e^{i(t-i\hbar\lambda)L} \dot{x}) \dot{x} \rangle &= \left\langle \left(L \int_0^\beta e^{i(t-i\hbar\lambda)L} d\lambda \dot{x} \right) \dot{x} \right\rangle \\ &= \frac{1}{\hbar} \langle (e^{iLt} (e^{\hbar\beta L} - 1) \dot{x}) \dot{x} \rangle \\ &= \frac{1}{\hbar} \langle e^{iLt} (e^{\hbar\beta L} \dot{x} - \dot{x}) \dot{x} \rangle \\ &= \frac{1}{\hbar} \langle (e^{\hbar\beta L} \dot{x}(t) - \dot{x}(t)) \dot{x} \rangle \\ &= \frac{1}{\hbar} \langle (e^{\beta H} \dot{x}(t) e^{-\beta H} - \dot{x}(t)) \dot{x} \rangle \\ &= \frac{1}{\hbar \text{Tr} e^{-\beta H}} \text{Tr} [e^{-\beta H} (e^{\beta H} \dot{x}(t) e^{-\beta H} - \dot{x}(t)) \dot{x}] \\ &= \frac{1}{\hbar \text{Tr} e^{-\beta H}} \text{Tr} [(\dot{x}(t) e^{-\beta H} - e^{-\beta H} \dot{x}(t)) \dot{x}] \\ &= \frac{1}{\hbar \text{Tr} e^{-\beta H}} \text{Tr} [e^{-\beta H} (\dot{x}\dot{x}(t) - \dot{x}(t)\dot{x})] \\ &= \frac{1}{\hbar} \langle \dot{x}\dot{x}(t) - \dot{x}(t)\dot{x} \rangle = -\frac{1}{\hbar} \langle \dot{x}(t), \dot{x} \rangle. \end{aligned}$$

Hence,

$$\Phi(z) = \frac{1}{m_b z} - \frac{i}{\hbar z} \int_0^\infty dt e^{izt} \langle [\dot{x}(t), \dot{x}] \rangle. \quad (4.31)$$

When setting $z = \Omega + i\varepsilon$ with $\varepsilon \rightarrow +0$, we have

$$\Phi(\Omega + i\varepsilon) = \frac{1}{m_b} \frac{1}{\Omega + i\varepsilon} - \frac{i}{\hbar(\Omega + i\varepsilon)} \int_0^\infty e^{i(\Omega + i\varepsilon)t} \langle [\dot{x}(t), \dot{x}] \rangle dt. \quad (4.32)$$

For $\Omega \neq 0$, we can set

$$\Phi(\Omega + i\varepsilon) = \frac{1}{m_b} \frac{1}{\Omega} - \frac{i}{\hbar \Omega} \int_0^\infty e^{i(\Omega + i\varepsilon)t} \langle [\dot{x}(t), \dot{x}] \rangle dt. \quad (4.33)$$

Multiplying $\Phi(\Omega + i\varepsilon)$ by ie^2 , we find that

$$\begin{aligned} ie^2 \Phi(\Omega + i\varepsilon) &= ie^2 \left(\frac{1}{m_b} \frac{1}{\Omega} - \frac{i}{\hbar \Omega} \int_0^\infty e^{i(\Omega + i\varepsilon)t} \langle [\dot{x}(t), \dot{x}] \rangle dt \right) \\ &= i \frac{e^2}{m_b \Omega} + \frac{e^2}{\hbar \Omega} \int_0^\infty e^{i(\Omega + i\varepsilon)t} \langle [\dot{x}(t), \dot{x}] \rangle dt \\ &= i \frac{e^2}{m_b \Omega} + \frac{1}{\hbar \Omega} \int_0^\infty e^{i(\Omega + i\varepsilon)t} \langle [j_x(t), j_x] \rangle dt, \end{aligned} \quad (4.34)$$

where the electric current density is

$$j_x = -e\dot{x}.$$

Substituting further (4.34) in (4.30), we arrive at

$$\frac{1}{Z(\Omega)} = i \frac{e^2}{m_b \Omega} + \lim_{\varepsilon \rightarrow 0} \frac{1}{\hbar \Omega} \int_0^\infty e^{i(\Omega + i\varepsilon)t} \langle [j_x(t), j_x] \rangle dt,$$

what coincides with the expression of the impedance function (4.6) through a frequency-dependent conductivity given by the Kubo formula (4.7), q.e.d.

d. Application of the projection operator technique Using the Mori-Zwanzig projection operator technique (cf. [77], Chapter 5), the relaxation function (4.29)

$$\Phi(z) = \left(\dot{x}, \frac{1}{z - L} \dot{x} \right)$$

can be represented in a form, which is especially convenient for the application in the theory of the optical absorption of polarons.

The projection operator P ($Q = 1 - P$) is defined as

$$PA = \frac{\dot{x}(\dot{x}, A)}{\chi} \quad (4.35)$$

with A an operator and

$$\chi = (\dot{x}, \dot{x}). \quad (4.36)$$

The projection operator $Q = 1 - P$ projects an operator onto the space orthogonal to the space containing \dot{x} . Here we give some examples of the action of the projection operators:

$$P\dot{x} = \dot{x}, \quad Q\dot{x} = (1 - P)\dot{x} = 0; \quad (4.37)$$

$$Px = \frac{\dot{x}(\dot{x}, x)}{\chi} = \frac{\dot{x}(iLx, x)}{\chi} = -\frac{i\dot{x}(x, Lx)}{\chi} = -\frac{i\dot{x}}{\chi} \langle [x, x] \rangle = 0, \quad (4.38)$$

$$Qx = (1 - P)x = x. \quad (4.39)$$

$$Pa_{\mathbf{k}} = \frac{\dot{x}(\dot{x}, a_{\mathbf{k}})}{\chi} = \frac{\dot{x}(iLx, a_{\mathbf{k}})}{\chi} = -\frac{i\dot{x}(a_{\mathbf{k}}, Lx)}{\chi} = -\frac{i\dot{x}}{\chi} \langle [a_{\mathbf{k}}^\dagger, x] \rangle = 0, \quad (4.40)$$

$$Qa_{\mathbf{k}} = (1 - P)a_{\mathbf{k}} = a_{\mathbf{k}} \quad (4.41)$$

The projection operators P and Q are idempotent:

$$P^2A = \frac{\dot{x}\left(\dot{x}, \frac{\dot{x}(\dot{x}, A)}{\chi}\right)}{\chi} = \frac{\dot{x}(\dot{x}, A)}{\chi} = PA;$$

$$Q^2 = (1 - P)^2 = 1 - 2P + P^2 = 1 - P = Q.$$

The Liouville operator can be identitiacly represented as $L = LP + LQ$. Then the operator $\frac{1}{z-L}$ in the relaxation function (4.29) can be represented as follows:

$$\frac{1}{z-L} = \frac{1}{z-LQ-LP}.$$

We use the algebraic operator identity:

$$\frac{1}{x+y} = \frac{1}{x} - \frac{1}{x}y\frac{1}{x+y}$$

with $x = z - LQ$ and $y = -LP$:

$$\frac{1}{z-L} = \frac{1}{z-LQ} + \frac{1}{z-LQ}LP\frac{1}{z-L}.$$

Consequently, the relaxation function (4.29) takes the form

$$\Phi(z) = \left(\dot{x}, \frac{1}{z-LQ}\dot{x}\right) + \left(\dot{x}, \frac{1}{z-LQ}LP\frac{1}{z-L}\dot{x}\right). \quad (4.42)$$

The first term in the r.h.s. of (4.42) simplifies as follows:

$$\left(\dot{x}, \frac{1}{z-LQ}\dot{x}\right) = \left(\dot{x}, \left[\frac{1}{z} + \frac{1}{z^2}LQ + \frac{1}{z^3}LQLQ + \dots\right]\dot{x}\right) = \left(\dot{x}, \frac{1}{z}\dot{x}\right)$$

because $Q\dot{x} = 0$. Using the quantity (4.36) we obtain:

$$\left(\dot{x}, \frac{1}{z-LQ}\dot{x}\right) = \frac{\chi}{z}. \quad (4.43)$$

The second term in the r.h.s. of (4.42) contains the operator

$$P \frac{1}{z - L} \dot{x}$$

which according to the definition of the projection operator P (4.35) can be transformed as

$$P \frac{1}{z - L} \dot{x} = \frac{\dot{x}}{\chi} \left(\dot{x}, \frac{1}{z - L} \dot{x} \right) = \frac{\dot{x}}{\chi} \Phi(z). \quad (4.44)$$

It is remarkable that this term is exactly expressed in terms of the sought relaxation function (4.29). Substituting (4.43) and (4.44) in (4.42), we find

$$\begin{aligned} \Phi(z) &= \frac{\chi}{z} + \left(\dot{x}, \frac{1}{z - LQ} L \frac{\dot{x}}{\chi} \right) \Phi(z) \Rightarrow \\ z\Phi(z) &= \chi + \left(\dot{x}, \frac{z}{z - LQ} L \frac{\dot{x}}{\chi} \right) \Phi(z) \\ &= \chi + \left(\dot{x}, \frac{z - LQ + LQ}{z - LQ} L \frac{\dot{x}}{\chi} \right) \Phi(z) \\ &= \chi + \left(\dot{x}, \left[1 + \frac{LQ}{z - LQ} \right] L \frac{\dot{x}}{\chi} \right) \Phi(z) \Rightarrow \\ z\Phi(z) &= \chi + \left[\frac{(\dot{x}, L\dot{x})}{\chi} + \frac{1}{\chi} \left(\dot{x}, \frac{LQ}{z - LQ} L\dot{x} \right) \right] \Phi(z). \end{aligned} \quad (4.45)$$

Introducing the quantity

$$O = \frac{(\dot{x}, L\dot{x})}{\chi} \quad (4.46)$$

and the function called the *memory function*

$$\Sigma(z) = \frac{1}{\chi} \left(\dot{x}, LQ \frac{1}{z - LQ} L\dot{x} \right), \quad (4.47)$$

we represent (4.45) in the form of the equation

$$[z - O - \Sigma(z)] \Phi(z) = \chi.$$

A solution of this equation gives the relaxation function $\Phi(z)$ represented within the Mori-Zwanzig projection operator technique:

$$\Phi(z) = \frac{\chi}{z - O - \Sigma(z)}. \quad (4.48)$$

The memory function (4.47) can be still transformed to another useful form. First of all, we apply the property of a scalar product (4.14):

$$\Sigma(z) = \frac{1}{\chi} \left(L\dot{x}, Q \frac{1}{z - LQ} L\dot{x} \right) \quad (4.49)$$

$$= \frac{1}{\chi} \left((P + Q)L\dot{x}, Q \frac{1}{z - LQ} L\dot{x} \right) \quad (4.50)$$

$$= \frac{1}{\chi} \left(PL\dot{x}, Q \frac{1}{z - LQ} L\dot{x} \right) + \frac{1}{\chi} \left(QL\dot{x}, Q \frac{1}{z - LQ} L\dot{x} \right). \quad (4.51)$$

For any two operators A and B

$$\begin{aligned} (PA, QB) &= \left(\frac{\dot{x}(\dot{x}, A)}{\chi}, \left[B - \frac{\dot{x}(\dot{x}, B)}{\chi} \right] \right) \\ &= \frac{(\dot{x}, A)}{\chi} \left[(\dot{x}, B) - \frac{(\dot{x}, \dot{x})(\dot{x}, B)}{\chi} \right] \\ &= \frac{(\dot{x}, A)}{\chi} [(\dot{x}, B) - (\dot{x}, B)] = 0, \end{aligned}$$

therefore the first term on the r.h.s. in (4.49) vanishes, and we obtain

$$\Sigma(z) = \frac{1}{\chi} \left(QL\dot{x}, Q \frac{1}{z - LQ} L\dot{x} \right). \quad (4.52)$$

In this expression, the operator $Q \frac{1}{z - LQ}$ can be represented in the following form, using the fact that Q is the idempotent operator:

$$\begin{aligned} Q \frac{1}{z - LQ} &= Q \left[\frac{1}{z} + \frac{1}{z^2} LQ + \frac{1}{z^3} LQLQ + \dots \right] \\ &= \frac{1}{z} Q + \frac{1}{z^2} QLQ + \frac{1}{z^3} QLQLQ + \dots \\ &= \frac{1}{z} Q + \frac{1}{z^2} QLQ^2 + \frac{1}{z^3} QLQ^2 LQ^2 + \dots \\ &= \left[\frac{1}{z} + \frac{1}{z^2} QLQ + \frac{1}{z^3} QLQQLQ + \dots \right] Q \Rightarrow \\ Q \frac{1}{z - LQ} &= \frac{1}{z - QLQ} Q. \end{aligned} \quad (4.53)$$

A new Liouville operator can be defined, $\mathcal{L} = QLQ$, which describes the time evolution in the Hilbert space of operators, which is orthogonal complement of \dot{x} . Substituting then (4.53) with the operator \mathcal{L} into (4.52), we bring it to the form, which will be used in what follows.

$$\Sigma(z) = \frac{1}{\chi} \left(QL\dot{x}, \frac{1}{z - \mathcal{L}} QL\dot{x} \right). \quad (4.54)$$

For the Hamiltonian (1.16) we obtain the following quantities:

$$\chi = (\dot{x}, \dot{x}) = \left(\frac{p_x}{m_b}, iLx \right) = \frac{i}{m_b \hbar} (p_x, Lx)$$

Using (4.15), we find

$$\chi = \frac{i}{m_b \hbar} \langle [p_x, x] \rangle = \frac{i}{m_b \hbar} \langle (-i\hbar) \rangle = \frac{1}{m_b} \quad (4.55)$$

and

$$O = \frac{(\dot{x}, L\dot{x})}{\chi} = m_b \frac{1}{\hbar} \langle [\dot{x}, \dot{x}] \rangle = 0. \quad (4.56)$$

Substituting (4.55) and (4.56) in (4.48), one obtains

$$\Phi(z) = \frac{1}{m_b} \frac{1}{z - \Sigma(z)}. \quad (4.57)$$

The operator

$$\begin{aligned} L\dot{x} &= L \frac{p_x}{m_b} = \frac{1}{m_b \hbar} [H, p_x] = \\ &= -\frac{1}{m_b \hbar} \left[p_x, \sum_{\mathbf{k}} (V_k a_{\mathbf{k}} e^{i\mathbf{k}\cdot\mathbf{r}} + V_k^* a_{\mathbf{k}}^\dagger e^{-i\mathbf{k}\cdot\mathbf{r}}) \right] \\ &= \frac{i}{m_b} \sum_{\mathbf{k}} i k_x (V_k a_{\mathbf{k}} e^{i\mathbf{k}\cdot\mathbf{r}} - V_k^* a_{\mathbf{k}}^\dagger e^{-i\mathbf{k}\cdot\mathbf{r}}) \Rightarrow \\ L\dot{x} &= -\frac{1}{m_b} \sum_{\mathbf{k}} k_x (V_k a_{\mathbf{k}} e^{i\mathbf{k}\cdot\mathbf{r}} - V_k^* a_{\mathbf{k}}^\dagger e^{-i\mathbf{k}\cdot\mathbf{r}}) \end{aligned} \quad (4.58)$$

does not depend on the velocities. Therefore, multiplying both parts of (4.58) with Q and taking into account (4.39) and (4.41), we obtain

$$QL\dot{x} = -\frac{1}{m_b} \sum_{\mathbf{k}} k_x (V_k a_{\mathbf{k}} e^{i\mathbf{k}\cdot\mathbf{r}} - V_k^* a_{\mathbf{k}}^\dagger e^{-i\mathbf{k}\cdot\mathbf{r}}),$$

what allows us to represent the memory function in the form

$$\begin{aligned} \Sigma(z) &= \frac{1}{\chi} \left(QL\dot{x}, \frac{1}{z - \mathcal{L}} QL\dot{x} \right) \\ &= \frac{1}{m_b} \sum_{\mathbf{k}} \sum_{\mathbf{k}'} \left(\begin{array}{c} k_x (V_k a_{\mathbf{k}} e^{i\mathbf{k}\cdot\mathbf{r}} - V_k^* a_{\mathbf{k}}^\dagger e^{-i\mathbf{k}\cdot\mathbf{r}}), \\ \frac{1}{z - \mathcal{L}} k'_x (V_{k'} a_{\mathbf{k}'} e^{i\mathbf{k}'\cdot\mathbf{r}} - V_{k'}^* a_{\mathbf{k}'}^\dagger e^{-i\mathbf{k}'\cdot\mathbf{r}}) \end{array} \right) \\ &= \frac{1}{m_b} \sum_{\mathbf{k}} \sum_{\mathbf{k}'} k_x k'_x V_k V_{k'}^* \left(\begin{array}{c} (a_{\mathbf{k}} e^{i\mathbf{k}\cdot\mathbf{r}} + a_{\mathbf{k}}^\dagger e^{-i\mathbf{k}\cdot\mathbf{r}}), \\ \frac{1}{z - \mathcal{L}} (a_{\mathbf{k}'} e^{i\mathbf{k}'\cdot\mathbf{r}} + a_{\mathbf{k}'}^\dagger e^{-i\mathbf{k}'\cdot\mathbf{r}}) \end{array} \right). \end{aligned} \quad (4.59)$$

In transition to (4.59) we have used the property of the amplitude (1.17): $V_k^* = -V_k$ and taken into account that according to the definition (4.8), the first operator enters a scalar product in the hermitian conjugate form. Introducing the operators

$$b_{\mathbf{k}} = a_{\mathbf{k}} e^{i\mathbf{k}\cdot\mathbf{r}}, b_{\mathbf{k}}^\dagger = a_{\mathbf{k}}^\dagger e^{-i\mathbf{k}\cdot\mathbf{r}},$$

we represent the memory function as

$$\Sigma(z) = \frac{1}{m_b} \sum_{\mathbf{k}} \sum_{\mathbf{k}'} k_x k'_x V_{\mathbf{k}} V_{\mathbf{k}'}^* \left((b_{\mathbf{k}} + b_{\mathbf{k}}^\dagger), \frac{1}{z - \mathcal{L}} (b_{\mathbf{k}'} + b_{\mathbf{k}'}^\dagger) \right). \quad (4.60)$$

We notice that $Qb_{\mathbf{k}} = Q(a_{\mathbf{k}} e^{i\mathbf{k} \cdot \mathbf{r}}) = a_{\mathbf{k}} e^{i\mathbf{k} \cdot \mathbf{r}} = b_{\mathbf{k}}$. It will be represented through the four relaxation functions:

$$\Sigma(z) = \frac{1}{m_b} \sum_{\mathbf{k}} \sum_{\mathbf{k}'} k_x k'_x V_{\mathbf{k}} V_{\mathbf{k}'}^* [\Phi_{\mathbf{k}\mathbf{k}'}^{++}(z) + \Phi_{\mathbf{k}\mathbf{k}'}^{--}(z) + \Phi_{\mathbf{k}\mathbf{k}'}^{+-}(z) + \Phi_{\mathbf{k}\mathbf{k}'}^{-+}(z)], \quad (4.61)$$

$$\Phi_{\mathbf{k}\mathbf{k}'}^{++}(z) = \left(b_{\mathbf{k}}^\dagger, \frac{1}{z - \mathcal{L}} b_{\mathbf{k}'}^\dagger \right), \quad (4.62)$$

$$\Phi_{\mathbf{k}\mathbf{k}'}^{--}(z) = \left(b_{\mathbf{k}}, \frac{1}{z - \mathcal{L}} b_{\mathbf{k}'} \right), \quad (4.63)$$

$$\Phi_{\mathbf{k}\mathbf{k}'}^{+-}(z) = \left(b_{\mathbf{k}}^\dagger, \frac{1}{z - \mathcal{L}} b_{\mathbf{k}'} \right), \quad (4.64)$$

$$\Phi_{\mathbf{k}\mathbf{k}'}^{-+}(z) = \left(b_{\mathbf{k}}, \frac{1}{z - \mathcal{L}} b_{\mathbf{k}'}^\dagger \right). \quad (4.65)$$

There exist relations between the above relaxation functions. For example, the relaxation function (4.63), takes the form

$$\begin{aligned} \Phi_{\mathbf{k}\mathbf{k}'}^{--}(z) &= \left(b_{\mathbf{k}}, \frac{1}{z - \mathcal{L}} b_{\mathbf{k}'} \right) \\ &= -i \int_0^\infty dt e^{izt} (e^{i\mathcal{L}t} b_{\mathbf{k}}(0), b_{\mathbf{k}'}(0)). \end{aligned}$$

Then the complex conjugate of this relaxation function:

$$\begin{aligned} [\Phi_{\mathbf{k}\mathbf{k}'}^{--}(z)]^* &= i \int_0^\infty dt e^{-iz^*t} (e^{i\mathcal{L}t} b_{\mathbf{k}}(0), b_{\mathbf{k}'}(0))^* \\ &= i \int_0^\infty dt e^{-iz^*t} (b_{\mathbf{k}'}(0), e^{i\mathcal{L}t} b_{\mathbf{k}}(0)), \end{aligned}$$

where the property (4.16) has been used. The property (4.13) gives

$$\begin{aligned} [\Phi_{\mathbf{k}\mathbf{k}'}^{--}(z)]^* &= i \int_0^\infty dt e^{-iz^*t} (b_{\mathbf{k}'}(0), e^{i\mathcal{H}t/\hbar} b_{\mathbf{k}}(0) e^{-i\mathcal{H}t/\hbar}) \\ &= i \int_0^\infty dt e^{-iz^*t} (e^{i\mathcal{H}t/\hbar} b_{\mathbf{k}}^\dagger(0) e^{i\mathcal{H}t/\hbar}, b_{\mathbf{k}'}^\dagger(0)) \\ &= i \int_0^\infty dt e^{-iz^*t} (e^{i\mathcal{L}t} b_{\mathbf{k}}^\dagger(0), b_{\mathbf{k}'}^\dagger(0)) \\ &= i \int_0^\infty dt e^{-iz^*t} (b_{\mathbf{k}}^\dagger(t), b_{\mathbf{k}'}^\dagger(0)) = -\Phi_{\mathbf{k}\mathbf{k}'}^{++}(-z^*), \end{aligned}$$

wherefrom it follows that

$$\Phi_{\mathbf{k}\mathbf{k}'}^{--}(z) = - [\Phi_{\mathbf{k}\mathbf{k}'}^{++}(-z^*)]^* . \quad (4.66)$$

Similarly, the relation

$$\Phi_{\mathbf{k}\mathbf{k}'}^{-+}(z) = - [\Phi_{\mathbf{k}\mathbf{k}'}^{+-}(-z^*)]^* \quad (4.67)$$

is proven.

e. Memory function In this subsection we indicate which approximations must be made in the calculation of the relaxation functions in order to obtain the FHIP results for the impedance function. Consider the relaxation function (4.62):

$$\begin{aligned} \Phi_{\mathbf{k}\mathbf{k}'}^{++}(z) &= \left(b_{\mathbf{k}}^{\dagger}, \frac{1}{z - \mathcal{L}} b_{\mathbf{k}'}^{\dagger} \right) \\ &= -i \int_0^{\infty} dt e^{izt} \left(e^{i\mathcal{L}t} b_{\mathbf{k}}^{\dagger}(0), b_{\mathbf{k}'}^{\dagger}(0) \right) = -i \int_0^{\infty} dt e^{izt} \left(b_{\mathbf{k}}^{\dagger}(t), b_{\mathbf{k}'}^{\dagger}(0) \right), \end{aligned}$$

where $b_{\mathbf{k}}^{\dagger}(t) = e^{i\mathcal{L}t} b_{\mathbf{k}}^{\dagger}(0)$, and perform a partial integration:

$$\begin{aligned} \Phi_{\mathbf{k}\mathbf{k}'}^{++}(z) &= -\frac{1}{z} \int_0^{\infty} dt (e^{izt}) \left(b_{\mathbf{k}}^{\dagger}(t), b_{\mathbf{k}'}^{\dagger}(0) \right) \\ &= -\frac{1}{z} e^{izt} \left(b_{\mathbf{k}}^{\dagger}(t), b_{\mathbf{k}'}^{\dagger}(0) \right) \Big|_0^{\infty} + \frac{1}{z} \int_0^{\infty} dt e^{izt} \left(\frac{db_{\mathbf{k}}^{\dagger}(t)}{dt}, b_{\mathbf{k}'}^{\dagger}(0) \right) \\ &= \frac{1}{z} \left(b_{\mathbf{k}}^{\dagger}(0), b_{\mathbf{k}'}^{\dagger}(0) \right) + \frac{1}{z} \int_0^{\infty} dt e^{izt} \left(i\mathcal{L} b_{\mathbf{k}}^{\dagger}(t), b_{\mathbf{k}'}^{\dagger}(0) \right) \\ &= \frac{1}{z} \left(b_{\mathbf{k}}^{\dagger}(0), b_{\mathbf{k}'}^{\dagger}(0) \right) - \frac{i}{z} \int_0^{\infty} dt e^{izt} \left(\mathcal{L} b_{\mathbf{k}}^{\dagger}(t), b_{\mathbf{k}'}^{\dagger}(0) \right). \end{aligned} \quad (4.68)$$

Here we supposed that

$$\lim_{t \rightarrow \infty} e^{izt} \left(b_{\mathbf{k}}^{\dagger}(t), b_{\mathbf{k}'}^{\dagger}(0) \right) = 0.$$

In the second term in (4.68),

$$\begin{aligned} \left(\mathcal{L} b_{\mathbf{k}}^{\dagger}(t), b_{\mathbf{k}'}^{\dagger}(0) \right) &= \left(\mathcal{L} e^{i\mathcal{L}t} b_{\mathbf{k}}^{\dagger}, b_{\mathbf{k}'}^{\dagger} \right) = \left(QLQ e^{iQLQt} b_{\mathbf{k}}^{\dagger}, b_{\mathbf{k}'}^{\dagger}(0) \right) \\ &= \left(QLQ e^{iQHQt/\hbar} b_{\mathbf{k}}^{\dagger} e^{-iQHQt/\hbar}, b_{\mathbf{k}'}^{\dagger} \right) \\ &= \left(QL e^{iQHQt/\hbar} b_{\mathbf{k}}^{\dagger} e^{-iQHQt/\hbar}, b_{\mathbf{k}'}^{\dagger} \right) \end{aligned}$$

because $Qb_{\mathbf{k}}^\dagger = b_{\mathbf{k}}^\dagger$ and $Q^2 = Q$. Further on, we have

$$\begin{aligned}
\left(\mathcal{L}b_{\mathbf{k}}^\dagger(t), b_{\mathbf{k}'}^\dagger(0)\right) &= \int_0^\beta d\lambda \left\langle e^{\lambda hL} e^{iQHQt/\hbar} b_{\mathbf{k}} e^{-iQHQt/\hbar} L Q b_{\mathbf{k}'}^\dagger \right\rangle \\
&= \int_0^\beta d\lambda \left\langle e^{\lambda hL} e^{iQHQt/\hbar} b_{\mathbf{k}} e^{-iQHQt/\hbar} L b_{\mathbf{k}'}^\dagger \right\rangle \\
&= \left(L e^{iQHQt/\hbar} b_{\mathbf{k}}^\dagger e^{-iQHQt/\hbar}, b_{\mathbf{k}'}^\dagger \right) \\
&= \left(L b_{\mathbf{k}}^\dagger(t), b_{\mathbf{k}'}^\dagger(0) \right).
\end{aligned}$$

So, we find from (4.68)

$$\begin{aligned}
\Phi_{\mathbf{k}\mathbf{k}'}^{++}(z) &= \frac{1}{z} \left(b_{\mathbf{k}}^\dagger(0), b_{\mathbf{k}'}^\dagger(0) \right) - \frac{i}{z} \int_0^\infty dt e^{izt} \left(L b_{\mathbf{k}}^\dagger(t), b_{\mathbf{k}'}^\dagger(0) \right) \\
&= \frac{1}{z} \left(b_{\mathbf{k}}^\dagger(0), b_{\mathbf{k}'}^\dagger(0) \right) - \frac{i}{z} \int_0^\infty dt e^{izt} \left(b_{\mathbf{k}}^\dagger(t), L b_{\mathbf{k}'}^\dagger(0) \right) \\
&= \frac{1}{z} \left(b_{\mathbf{k}}^\dagger(0), b_{\mathbf{k}'}^\dagger(0) \right) - \frac{i}{z\hbar} \int_0^\infty dt e^{izt} \left\langle \left[b_{\mathbf{k}}(t), b_{\mathbf{k}'}^\dagger(0) \right] \right\rangle.
\end{aligned} \tag{4.69}$$

The first term in the r.h.s. of this expression can be represented as follows:

$$\begin{aligned}
\frac{1}{z} \left(b_{\mathbf{k}}^\dagger(0), b_{\mathbf{k}'}^\dagger(0) \right) &= \frac{1}{z} \int_0^\beta d\lambda \left\langle \left(e^{\lambda hL} b_{\mathbf{k}} \right) b_{\mathbf{k}'}^\dagger \right\rangle = \frac{1}{z} \left\langle \int_0^\beta d\lambda \left(e^{\lambda hL} b_{\mathbf{k}} \right) b_{\mathbf{k}'}^\dagger \right\rangle \\
&= \frac{1}{z} \left\langle \left(\frac{e^{\beta hL} - 1}{hL} b_{\mathbf{k}} \right) b_{\mathbf{k}'}^\dagger \right\rangle = \frac{1}{z\hbar} \left\langle e^{\beta H} \frac{1}{L} b_{\mathbf{k}} e^{-\beta H} b_{\mathbf{k}'}^\dagger - \frac{1}{L} b_{\mathbf{k}} b_{\mathbf{k}'}^\dagger \right\rangle \\
&= \frac{1}{z\hbar} \frac{1}{\text{Tr} e^{-\beta H}} \text{Tr} \left\{ e^{-\beta H} \left[e^{\beta H} \frac{1}{L} b_{\mathbf{k}} e^{-\beta H} b_{\mathbf{k}'}^\dagger - \frac{1}{L} b_{\mathbf{k}} b_{\mathbf{k}'}^\dagger \right] \right\} \\
&= \frac{1}{z\hbar} \frac{1}{\text{Tr} e^{-\beta H}} \text{Tr} \left\{ b_{\mathbf{k}'}^\dagger \frac{1}{L} b_{\mathbf{k}} e^{-\beta H} - e^{-\beta H} \frac{1}{L} b_{\mathbf{k}} b_{\mathbf{k}'}^\dagger \right\} \\
&= \frac{1}{z\hbar} \left\langle b_{\mathbf{k}'}^\dagger \frac{1}{L} b_{\mathbf{k}} - \frac{1}{L} b_{\mathbf{k}} b_{\mathbf{k}'}^\dagger \right\rangle \\
&= \frac{i}{z\hbar} \left\langle b_{\mathbf{k}'}^\dagger \frac{1}{iL} b_{\mathbf{k}} - \frac{1}{iL} b_{\mathbf{k}} b_{\mathbf{k}'}^\dagger \right\rangle \\
&= \frac{i}{z\hbar} \left\langle \int_0^\infty dt e^{iLt} b_{\mathbf{k}} b_{\mathbf{k}'}^\dagger - \int_0^\infty dt b_{\mathbf{k}'}^\dagger e^{iLt} b_{\mathbf{k}} \right\rangle \\
&= \frac{i}{z\hbar} \left\langle \int_0^\infty dt b_{\mathbf{k}}(t) b_{\mathbf{k}'}^\dagger - \int_0^\infty dt b_{\mathbf{k}'}^\dagger b_{\mathbf{k}}(t) \right\rangle \\
&= \frac{i}{z\hbar} \int_0^\infty dt \left\langle \left[b_{\mathbf{k}}(t), b_{\mathbf{k}'}^\dagger(0) \right] \right\rangle.
\end{aligned}$$

Substituting it in the r.h.s. of (4.69), we find

$$\begin{aligned}
\Phi_{\mathbf{k}\mathbf{k}'}^{++}(z) &= \frac{i}{z\hbar} \int_0^\infty dt \left\langle \left[b_{\mathbf{k}}(t), b_{\mathbf{k}'}^\dagger(0) \right] \right\rangle - \frac{i}{z\hbar} \int_0^\infty dt e^{izt} \left\langle \left[b_{\mathbf{k}}(t), b_{\mathbf{k}'}^\dagger(0) \right] \right\rangle \\
&= \frac{i}{z\hbar} \int_0^\infty dt \left(1 - e^{izt} \right) \left\langle \left[b_{\mathbf{k}}(t), b_{\mathbf{k}'}^\dagger(0) \right] \right\rangle.
\end{aligned} \tag{4.70}$$

In a similar way one obtains

$$\Phi_{\mathbf{k}\mathbf{k}'}^{+-}(z) = \frac{i}{z\hbar} \int_0^\infty dt (1 - e^{izt}) \langle [b_{\mathbf{k}}(t), b_{\mathbf{k}'}(0)] \rangle. \quad (4.71)$$

Inserting the relaxation functions (4.70), (4.71), (4.66) and (4.67), we find the memory function (4.61)

$$\begin{aligned} \Sigma(z) &= \frac{1}{m_b} \sum_{\mathbf{k}} \sum_{\mathbf{k}'} k_x k'_x V_k V_{k'}^* \frac{i}{z\hbar} \int_0^\infty dt (1 - e^{izt}) \\ &\quad \times \left[\left\langle \left[b_{\mathbf{k}}(t), b_{\mathbf{k}'}^\dagger(0) \right] \right\rangle + \langle [b_{\mathbf{k}}(t), b_{\mathbf{k}'}(0)] \rangle \right] \\ &\quad \times \left[- \left\langle \left[b_{\mathbf{k}}(t), b_{\mathbf{k}'}^\dagger(0) \right] \right\rangle^* - \langle [b_{\mathbf{k}}(t), b_{\mathbf{k}'}(0)] \rangle^* \right] \\ &= -\frac{1}{m_b} \sum_{\mathbf{k}} \sum_{\mathbf{k}'} k_x k'_x V_k V_{k'}^* \frac{2}{z\hbar} \int_0^\infty dt (1 - e^{izt}) \\ &\quad \times \text{Im} \left[\left\langle \left[b_{\mathbf{k}}(t), b_{\mathbf{k}'}^\dagger(0) \right] \right\rangle + \langle [b_{\mathbf{k}}(t), b_{\mathbf{k}'}(0)] \rangle \right], \end{aligned}$$

wherefrom

$$\Sigma(z) = \frac{1}{z} \int_0^\infty dt (1 - e^{izt}) \text{Im} F(t) \quad (4.72)$$

with

$$F(t) = -\frac{2}{m_b \hbar} \sum_{\mathbf{k}} \sum_{\mathbf{k}'} k_x k'_x V_k V_{k'}^* \left\{ \left\langle \left[b_{\mathbf{k}}(t), b_{\mathbf{k}'}^\dagger(0) \right] \right\rangle + \langle [b_{\mathbf{k}}(t), b_{\mathbf{k}'}(0)] \rangle \right\}. \quad (4.73)$$

f. Derivation of the memory function To calculate the expectation values in Eq. (4.73), we shall make the following approximations (cf. Ref. [78]). The Liouville operator \mathcal{L} , which determines the time evolution of the operator $b_{\mathbf{k}}^\dagger(t) = e^{i\mathcal{L}t} b_{\mathbf{k}}^\dagger(0)$, is replaced by $L_{ph} + L_F$, where L_{ph} is the Liouville operator for free phonons and L_F is the Liouville operator for the Feynman polaron model [43]. The Fröhlich Hamiltonian appearing in the statistical average $\langle \bullet \rangle$ is similarly replaced by $H_{ph} + H_F$, with H_{ph} the Hamiltonian of free phonons and H_F the Hamiltonian of the Feynman polaron model. With this approximation, e.g., the average

$$\left\langle b_{\mathbf{k}}(t) b_{\mathbf{k}'}^\dagger(0) \right\rangle = \left\langle a_{\mathbf{k}}(t) a_{\mathbf{k}'}^\dagger(0) \right\rangle \left\langle e^{i\mathbf{k} \cdot \mathbf{r}(t)} e^{-i\mathbf{k}' \cdot \mathbf{r}} \right\rangle = \delta_{\mathbf{k}, \mathbf{k}'} \left\langle a_{\mathbf{k}}(t) a_{\mathbf{k}}^\dagger(0) \right\rangle \left\langle e^{i\mathbf{k} \cdot \mathbf{r}(t)} e^{-i\mathbf{k} \cdot \mathbf{r}} \right\rangle. \quad (4.74)$$

The time evolution of the free-phonon annihilation operator (4.10),

$$a_{\mathbf{k}}(t) = e^{iH_{ph}t/\hbar} a_{\mathbf{k}} e^{-iH_{ph}t/\hbar} = \exp(i\omega_{\mathbf{k}} a_{\mathbf{k}}^+ a_{\mathbf{k}} t) a_{\mathbf{k}} \exp(-i\omega_{\mathbf{k}} a_{\mathbf{k}}^+ a_{\mathbf{k}} t)$$

according to (4.9) is

$$\begin{aligned}
-i\frac{da_{\mathbf{k}}(t)}{dt} &= \omega_{\mathbf{k}} \exp(i\omega_{\mathbf{k}}a_{\mathbf{k}}^{\dagger}a_{\mathbf{k}}t) [a_{\mathbf{k}}^{\dagger}a_{\mathbf{k}}, a_{\mathbf{k}}] \exp(-i\omega_{\mathbf{k}}a_{\mathbf{k}}^{\dagger}a_{\mathbf{k}}t) \\
&= \omega_{\mathbf{k}} \exp(i\omega_{\mathbf{k}}a_{\mathbf{k}}^{\dagger}a_{\mathbf{k}}t) [a_{\mathbf{k}}^{\dagger}, a_{\mathbf{k}}] a_{\mathbf{k}} \exp(-i\omega_{\mathbf{k}}a_{\mathbf{k}}^{\dagger}a_{\mathbf{k}}t) \\
&= -\omega_{\mathbf{k}} \exp(i\omega_{\mathbf{k}}a_{\mathbf{k}}^{\dagger}a_{\mathbf{k}}t) a_{\mathbf{k}} \exp(-i\omega_{\mathbf{k}}a_{\mathbf{k}}^{\dagger}a_{\mathbf{k}}t) \Rightarrow \\
a_{\mathbf{k}}(t) &= \exp(-i\omega_{\mathbf{k}}t) a_{\mathbf{k}}.
\end{aligned}$$

Similarly,

$$a_{\mathbf{k}}^{\dagger}(t) = \exp(i\omega_{\mathbf{k}}t) a_{\mathbf{k}}^{\dagger}.$$

Hence, we have

$$\langle a_{\mathbf{k}}(t)a_{\mathbf{k}}^{\dagger} \rangle = \exp(-i\omega_{\mathbf{k}}t) \langle a_{\mathbf{k}}a_{\mathbf{k}}^{\dagger} \rangle = \exp(-i\omega_{\mathbf{k}}t) \langle 1 + a_{\mathbf{k}}^{\dagger}a_{\mathbf{k}} \rangle = \exp(-i\omega_{\mathbf{k}}t) [1 + n(\omega_{\mathbf{k}})],$$

where $n(\omega_{\mathbf{k}}) = [\exp(\beta\hbar\omega_{\mathbf{k}}) - 1]^{-1}$ is the average number of phonons with energy $\hbar\omega_{\mathbf{k}}$.

The calculation of the Fourier component of the electron density-density correlation function $\langle e^{i\mathbf{k}\cdot\mathbf{r}(t)}e^{-i\mathbf{k}\cdot\mathbf{r}} \rangle$ in Eq. (4.74) for an electron described by the Feynman polaron model is given below following the approach of Ref. [78].

We calculate the correlation function

$$\langle e^{i\mathbf{k}\cdot\mathbf{r}(t)}e^{-i\mathbf{k}\cdot\mathbf{r}(\tau)} \rangle = \frac{\text{Tr}(e^{-\beta H_F} e^{i\mathbf{k}\cdot\mathbf{r}(t)} e^{i\mathbf{k}\cdot\mathbf{r}(\tau)})}{\text{Tr}(e^{-\beta H_F})} \quad (4.75)$$

with the Feynman trial Hamiltonian

$$H_F = \frac{\mathbf{p}^2}{2m} + \frac{\mathbf{p}_f^2}{2m_f} + \frac{1}{2}\chi(\mathbf{r} - \mathbf{r}_f)^2. \quad (4.76)$$

Here, $\mathbf{r}(t)$ denotes the operator in the Heisenberg representation

$$\mathbf{r}(t) = e^{\frac{it}{\hbar}H_F} \mathbf{r} e^{-\frac{it}{\hbar}H_F}. \quad (4.77)$$

We show that the correlation function $\langle e^{i\mathbf{k}\cdot\mathbf{r}(t)}e^{-i\mathbf{k}\cdot\mathbf{r}(\tau)} \rangle$ depends on $(\tau - t)$ rather than on t and τ independently:

$$\begin{aligned}
\langle e^{i\mathbf{k}\cdot\mathbf{r}(t)}e^{-i\mathbf{k}\cdot\mathbf{r}(\tau)} \rangle &= \frac{\text{Tr}\left(e^{-\beta H_F} e^{\frac{it}{\hbar}H_F} e^{i\mathbf{k}\cdot\mathbf{r}} e^{-\frac{it}{\hbar}H_F} e^{\frac{i\tau}{\hbar}H_F} e^{i\mathbf{k}\cdot\mathbf{r}} e^{-\frac{i\tau}{\hbar}H_F}\right)}{\text{Tr}(e^{-\beta H_F})} \\
&= \frac{\text{Tr}\left(e^{-\beta H_F} e^{i\mathbf{k}\cdot\mathbf{r}} e^{\frac{i(\tau-t)}{\hbar}H_F} e^{i\mathbf{k}\cdot\mathbf{r}} e^{-\frac{i(\tau-t)}{\hbar}H_F}\right)}{\text{Tr}(e^{-\beta H_F})} \\
&= \langle e^{i\mathbf{k}\cdot\mathbf{r}} e^{-i\mathbf{k}\cdot\mathbf{r}(\tau-t)} \rangle = \langle e^{i\mathbf{k}\cdot\mathbf{r}} e^{-i\mathbf{k}\cdot\mathbf{r}(\sigma)} \rangle, \quad (4.78)
\end{aligned}$$

where $\sigma = \tau - t$.

The normal coordinates are the center-of-mass vector \mathbf{R} and the vector of the relative motion ρ :

$$\begin{cases} \mathbf{R} = \frac{m\mathbf{r} + m_f\mathbf{r}_f}{m + m_f} \\ \rho = \mathbf{r} - \mathbf{r}_f \end{cases} \quad (4.79)$$

The inverse transformation is:

$$\begin{cases} \mathbf{r} = \mathbf{R} + \frac{m_f}{m + m_f}\rho \\ \mathbf{r}_f = \mathbf{R} - \frac{m}{m + m_f}\rho \end{cases} \quad (4.80)$$

The same transformation as (4.79) takes place for velocities:

$$\begin{cases} \dot{\mathbf{r}} = \dot{\mathbf{R}} + \frac{m_f}{m + m_f}\dot{\rho} \\ \dot{\mathbf{r}}_f = \dot{\mathbf{R}} - \frac{m}{m + m_f}\dot{\rho} \end{cases} \quad (4.81)$$

From (4.79) we derive the transformation for moments

$$\begin{cases} \frac{\mathbf{p}}{m} = \frac{\mathbf{P}}{m + m_f} + \frac{m_f}{m + m_f} \frac{\mathbf{p}_\rho}{\frac{mm_f}{m + m_f}} \\ \frac{\mathbf{p}_f}{m_f} = \frac{\mathbf{P}}{m + m_f} - \frac{m}{m + m_f} \frac{\mathbf{p}_\rho}{\frac{mm_f}{m + m_f}} \end{cases} \quad (4.82)$$

\Downarrow

The Hamiltonian (4.76) then takes the form

$$H_F = \frac{\mathbf{P}^2}{2M} + \frac{\mathbf{p}_\rho^2}{2\mu} + \frac{1}{2}\mu\bar{\Omega}^2\rho^2 \quad (4.83)$$

with the masses

$$M = m + m_f, \quad \mu = \frac{mm_f}{m + m_f} \quad (4.84)$$

and with the frequency

$$\bar{\Omega} = \sqrt{\frac{\chi}{\mu}}. \quad (4.85)$$

The Cartesian coordinates and moments corresponding to the relative motion can be in the standard way expressed in terms of the second quantization operators:

$$\begin{aligned} \rho_j &= \left(\frac{\hbar}{2\mu\bar{\Omega}}\right)^{1/2} (C_j + C_j^\dagger), \\ p_{\rho,j} &= -i \left(\frac{\mu\hbar\bar{\Omega}}{2}\right)^{1/2} (C_j - C_j^\dagger). \end{aligned} \quad (4.86)$$

$(j = 1, 2, 3)$

In these notations, the Hamiltonian (4.83) takes the form

$$H_F = \frac{\mathbf{P}^2}{2M} + \sum_{j=1}^3 \hbar \bar{\Omega} \left(C_j^\dagger C_j + \frac{1}{2} \right). \quad (4.87)$$

Using (4.87), we find the operators in the Heisenberg representation, (i) for the center-of mass coordinates

$$\begin{aligned} X_j(\sigma) &= e^{\frac{i\sigma}{\hbar} H_F} X_j e^{-\frac{i\sigma}{\hbar} H_F} = e^{i\frac{\sigma}{2M\hbar} P_j^2} X_j e^{-i\frac{\sigma}{2M\hbar} P_j^2} \\ &= X_j + i\frac{\sigma}{2M\hbar} [P_j^2, X_j] \\ &= X_j + i\frac{\sigma}{2M\hbar} (P_j^2 X_j - P_j X_j P_j + P_j X_j P_j - X_j P_j^2) \\ &= X_j + i\frac{\sigma}{2M\hbar} (P_j [P_j, X_j] + [P_j, X_j] P_j) \\ &= X_j + i\frac{\sigma}{2M\hbar} P_j (-2i\hbar) = X_j + \frac{\sigma}{M} P_j, \\ X_j(\sigma) &= X_j + \frac{\sigma}{M} P_j, \end{aligned} \quad (4.88)$$

(ii) for the operators C_j and C_j^\dagger

$$C_j(\sigma) = C_j e^{-i\bar{\Omega}\sigma}, \quad C_j^\dagger(\sigma) = C_j^\dagger e^{i\bar{\Omega}\sigma}. \quad (4.89)$$

Using the first formula of (4.80) we find

$$\begin{aligned} \mathbf{r}(\sigma) &= \mathbf{R}(\sigma) + \frac{m_f}{m + m_f} \rho(\sigma) \\ &\Downarrow \\ \mathbf{r}(\sigma) &= \mathbf{R} + \frac{\sigma}{M} \mathbf{P} + \frac{m_f}{M} \left(\frac{\hbar}{2\mu\bar{\Omega}} \right)^{1/2} \left(\mathbf{C} e^{-i\bar{\Omega}\sigma} + \mathbf{C}^\dagger e^{i\bar{\Omega}\sigma} \right). \end{aligned} \quad (4.90)$$

We denote

$$\begin{aligned} a &\equiv \frac{m_f}{M} \left(\frac{\hbar}{2\mu\bar{\Omega}} \right)^{1/2} = \left(\frac{\hbar m_f^2}{2M^2 \mu \bar{\Omega}} \right)^{1/2} \\ &= \left(\frac{\hbar m_f^2}{2(m + m_f)^2 \frac{mm_f}{m+m_f} \bar{\Omega}} \right)^{1/2} = \left(\frac{\hbar m_f}{2mM\bar{\Omega}} \right)^{1/2} \\ \mathbf{r}(\sigma) &= \mathbf{R} + \frac{\sigma}{M} \mathbf{P} + a \left(\mathbf{C} e^{-i\bar{\Omega}\sigma} + \mathbf{C}^\dagger e^{i\bar{\Omega}\sigma} \right). \end{aligned} \quad (4.91)$$

Therefore, we obtain

$$\begin{aligned} e^{i\mathbf{k} \cdot \mathbf{r}} &= \exp(i\mathbf{k} \cdot \mathbf{R}) \exp(ia\mathbf{k} \cdot \mathbf{C} + ia\mathbf{k} \cdot \mathbf{C}^\dagger) \\ &= \prod_{j=1}^3 \exp(ik_j X_j) \exp(ia\mathbf{k} \cdot \mathbf{C} - ia\mathbf{k} \cdot \mathbf{C}^\dagger) \end{aligned}$$

$$\begin{aligned}
e^{-i\mathbf{k}\cdot\mathbf{r}(\sigma)} &= \exp \left[-i\mathbf{k}\cdot\mathbf{R} - i\frac{\sigma}{M}\mathbf{k}\cdot\mathbf{P} - i\mathbf{a}\mathbf{k}\cdot\left(\mathbf{C}e^{-i\bar{\Omega}\sigma} + \mathbf{C}^\dagger e^{i\bar{\Omega}\sigma}\right) \right] \\
&= \exp \left(-i\mathbf{k}\cdot\mathbf{R} - i\frac{\sigma}{M}\mathbf{k}\cdot\mathbf{P} \right) \exp \left(-i\mathbf{a}\mathbf{k}\cdot\mathbf{C}e^{-i\bar{\Omega}\sigma} - i\mathbf{a}\mathbf{k}\cdot\mathbf{C}^\dagger e^{i\bar{\Omega}\sigma} \right) \\
&= \prod_{j=1}^3 \exp \left(-ik_j X_j - i\frac{\sigma}{M}k_j P_j \right) \exp \left(-iak_j C_j e^{-i\bar{\Omega}\sigma} - iak_j C_j^\dagger e^{i\bar{\Omega}\sigma} \right). \tag{4.92}
\end{aligned}$$

The disentangling of the exponents is performed using the formula

$$e^{A+B} = e^A T \exp \left(\int_0^1 d\lambda e^{-\lambda A} B e^{\lambda A} \right). \tag{4.93}$$

In the case when $[A, B]$ commutes with both A and B , this formula is reduced to

$$e^{A+B} = e^A e^B e^{-\frac{1}{2}[A, B]}. \tag{4.94}$$

We perform the necessary commutations:

$$\begin{aligned}
-\frac{1}{2} \left[-ik_j X_j, -i\frac{\sigma}{M}k_j P_j \right] &= \frac{1}{2}k_j^2 \frac{\sigma}{M} [X_j, P_j] = i\frac{\hbar k_j^2}{2M}\sigma, \\
-\frac{1}{2} \left[iak_j C_j^\dagger, iak_j C_j \right] &= \frac{1}{2}a^2 k_j^2 [C_j^\dagger, C_j] = -\frac{1}{2}a^2 k_j^2 \\
-\frac{1}{2} \left[-iak_j C_j^\dagger e^{i\bar{\Omega}\sigma}, -iak_j C_j e^{-i\bar{\Omega}\sigma} \right] &= \frac{1}{2}a^2 k_j^2 [C_j^\dagger, C_j] = -\frac{1}{2}a^2 k_j^2 \\
&\Downarrow \\
e^{i\mathbf{k}\cdot\mathbf{r}} &= e^{i\mathbf{k}\cdot\mathbf{R}} e^{i\mathbf{a}\mathbf{k}\cdot\mathbf{C}^\dagger} e^{i\mathbf{a}\mathbf{k}\cdot\mathbf{C}} e^{-\frac{1}{2}a^2 k^2}, \\
e^{-i\mathbf{k}\cdot\mathbf{r}(\sigma)} &= e^{-i\mathbf{k}\cdot\mathbf{R}} e^{-i\frac{\sigma}{M}\mathbf{k}\cdot\mathbf{P}} e^{-i\mathbf{a}\mathbf{k}\cdot\mathbf{C}^\dagger e^{i\bar{\Omega}\sigma}} e^{-i\mathbf{a}\mathbf{k}\cdot\mathbf{C} e^{-i\bar{\Omega}\sigma}} e^{i\frac{\hbar k^2}{2M}\sigma - \frac{1}{2}a^2 k^2} \\
&\Downarrow \\
e^{i\mathbf{k}\cdot\mathbf{r}} e^{-i\mathbf{k}\cdot\mathbf{r}(\sigma)} &= e^{-i\frac{\sigma}{M}\mathbf{k}\cdot\mathbf{P}} e^{i\mathbf{a}\mathbf{k}\cdot\mathbf{C}^\dagger} e^{i\mathbf{a}\mathbf{k}\cdot\mathbf{C}} e^{-i\mathbf{a}\mathbf{k}\cdot\mathbf{C}^\dagger e^{i\bar{\Omega}\sigma}} e^{-i\mathbf{a}\mathbf{k}\cdot\mathbf{C} e^{-i\bar{\Omega}\sigma}} e^{i\frac{\hbar k^2}{2M}\sigma - a^2 k^2}.
\end{aligned}$$

It follows from Eq. (4.94) that when $[A, B]$ commutes with both A and B ,

$$e^A e^B = e^B e^A e^{[A, B]}. \tag{4.95}$$

Using (4.95), we find

$$\begin{aligned}
e^{iak_j \cdot C_j} e^{-iak_j \cdot C_j^\dagger e^{i\bar{\Omega}\sigma}} &= e^{-iak_j \cdot C_j^\dagger e^{i\bar{\Omega}\sigma}} e^{iak_j \cdot C_j} e^{[iak_j \cdot C_j, -iak_j \cdot C_j^\dagger e^{i\bar{\Omega}\sigma}]} \\
&= e^{-iak_j \cdot C_j^\dagger e^{i\bar{\Omega}\sigma}} e^{iak_j \cdot C_j} e^{a^2 k_j^2 e^{i\bar{\Omega}\sigma}}.
\end{aligned}$$

Herefrom, we find

$$e^{i\mathbf{k}\cdot\mathbf{r}} e^{-i\mathbf{k}\cdot\mathbf{r}(\sigma)} = e^{-i\frac{\sigma}{M}\mathbf{k}\cdot\mathbf{P}} e^{i\mathbf{a}\mathbf{k}\cdot\mathbf{C}^\dagger(1-e^{i\bar{\Omega}\sigma})} e^{i\mathbf{a}\mathbf{k}\cdot\mathbf{C}(1-e^{-i\bar{\Omega}\sigma})} e^{i\frac{\hbar k^2}{2M}\sigma - a^2 k^2(1-e^{i\bar{\Omega}\sigma})}. \quad (4.96)$$

The correlation function then is

$$\langle e^{i\mathbf{k}\cdot\mathbf{r}} e^{-i\mathbf{k}\cdot\mathbf{r}(\sigma)} \rangle = \langle e^{-i\frac{\sigma}{M}\mathbf{k}\cdot\mathbf{P}} \rangle \langle e^{i\mathbf{a}\mathbf{k}\cdot\mathbf{C}^\dagger(1-e^{i\bar{\Omega}\sigma})} e^{i\mathbf{a}\mathbf{k}\cdot\mathbf{C}(1-e^{-i\bar{\Omega}\sigma})} \rangle e^{i\frac{\hbar k^2}{2M}\sigma - a^2 k^2(1-e^{i\bar{\Omega}\sigma})}, \quad (4.97)$$

since the variables of the center-of mass motion and of the relative motion are averaged independently.

$$\begin{aligned} \langle e^{i\mathbf{a}\mathbf{k}\cdot\mathbf{C}^\dagger(1-e^{i\bar{\Omega}\sigma})} e^{i\mathbf{a}\mathbf{k}\cdot\mathbf{C}(1-e^{-i\bar{\Omega}\sigma})} \rangle &= \langle e^{i\mathbf{Q}\cdot\mathbf{C}^\dagger} e^{i\mathbf{Q}^*\cdot\mathbf{C}} \rangle \\ &= \frac{\text{Tr} \left(e^{-\beta\hbar\bar{\Omega}\mathbf{C}^\dagger\cdot\mathbf{C}} e^{i\mathbf{Q}\cdot\mathbf{C}^\dagger} e^{i\mathbf{Q}^*\cdot\mathbf{C}} \right)}{\text{Tr} \left(e^{-\beta\hbar\bar{\Omega}\mathbf{C}^\dagger\cdot\mathbf{C}} \right)} \end{aligned}$$

with

$$\mathbf{Q} = a \left(1 - e^{i\bar{\Omega}\sigma} \right) \mathbf{k}.$$

Let us consider the auxiliary expectation value

$$\begin{aligned} \langle e^{iQ C^\dagger} e^{iQ^* C} \rangle &\equiv \frac{\text{Tr} \left(e^{-\beta\hbar\bar{\Omega} C^\dagger C} e^{iQ C^\dagger} e^{iQ^* C} \right)}{\text{Tr} \left(e^{-\beta\hbar\bar{\Omega} C^\dagger C} \right)} \\ &= \frac{1}{\text{Tr} \left(e^{-\beta\hbar\bar{\Omega} C^\dagger C} \right)} \sum_{n=0}^{\infty} \frac{(iQ)^n}{n!} \sum_{m=0}^{\infty} \frac{(iQ^*)^m}{m!} \text{Tr} \left(e^{-\beta\hbar\bar{\Omega} C^\dagger C} (C^\dagger)^n C^m \right) \\ &= \frac{1}{\text{Tr} \left(e^{-\beta\hbar\bar{\Omega} C^\dagger C} \right)} \sum_{n=0}^{\infty} \frac{(-1)^n |Q|^{2n}}{(n!)^2} \text{Tr} \left(e^{-\beta\hbar\bar{\Omega} C^\dagger C} (C^\dagger)^n C^n \right). \end{aligned}$$

$$\begin{aligned} \text{Tr} \left(e^{-\beta\hbar\bar{\Omega} C^\dagger C} (C^\dagger)^n C^n \right) &= \sum_{m=0}^{\infty} \langle m | e^{-\beta\hbar\bar{\Omega} C^\dagger C} (C^\dagger)^n C^n | m \rangle \\ &= \sum_{m=0}^{\infty} e^{-\beta\hbar\bar{\Omega} m} \langle m | (C^\dagger)^n C^n | m \rangle, \end{aligned}$$

where $|m\rangle$ are the eigenstates of $(C^\dagger C)$. The operators C act on these states as follows:

$$\begin{aligned} C |m\rangle &= \sqrt{m} |m-1\rangle, \\ C |0\rangle &= 0. \end{aligned}$$

Therefore, we find

$$\begin{aligned} \langle m | (C^\dagger)^n C^n | m \rangle &= m(m-1)\dots(m-n+1) = \frac{m!}{(m-n)!} \text{ for } n \leq m, \\ \langle m | (C^\dagger)^n C^n | m \rangle &= 0 \text{ for } n > m. \end{aligned}$$

\Downarrow

$$Tr \left(e^{-\beta \hbar \bar{\Omega} C^\dagger C} (C^\dagger)^n C^n \right) = \sum_{m=n}^{\infty} e^{-\beta \hbar \Omega m} \frac{m!}{(m-n)!},$$

and

$$\begin{aligned} Tr \left(e^{-\beta \hbar \Omega C^\dagger C} e^{i Q C^\dagger} e^{i Q^* C} \right) &= \sum_{n=0}^{\infty} \frac{(-1)^n |Q|^{2n}}{(n!)^2} \sum_{m=n}^{\infty} e^{-\beta \hbar \bar{\Omega} m} \frac{m!}{(m-n)!} \\ &= \sum_{n=0}^{\infty} \frac{(-1)^n |Q|^{2n}}{n!} \sum_{m=n}^{\infty} e^{-\beta \hbar \bar{\Omega} m} \binom{m}{n} \\ &= \sum_{n=0}^{\infty} \frac{(-1)^n |Q|^{2n}}{n!} e^{-\beta \hbar \bar{\Omega} n} \sum_{k=0}^{\infty} e^{-\beta \hbar \bar{\Omega} k} \binom{k+n}{n} \\ &= \sum_{n=0}^{\infty} \frac{(-1)^n |Q|^{2n}}{n!} e^{-\beta \hbar \bar{\Omega} n} \frac{1}{(1 - e^{-\beta \hbar \bar{\Omega}})^{n+1}} \\ &= \frac{1}{1 - e^{-\beta \hbar \bar{\Omega}}} \sum_{n=0}^{\infty} \frac{(-1)^n |Q|^{2n}}{n!} \frac{1}{(e^{\beta \hbar \bar{\Omega}} - 1)^n} \\ &= \frac{1}{1 - e^{-\beta \hbar \bar{\Omega}}} \exp \left(-\frac{|Q|^2}{e^{\beta \hbar \bar{\Omega}} - 1} \right). \end{aligned}$$

In particular, for $Q = Q^* = 0$, we have

$$Tr \left(e^{-\beta \hbar \Omega C^\dagger C} \right) = \frac{1}{1 - e^{-\beta \hbar \Omega}}. \quad (4.98)$$

As a result, the expectation value $\langle e^{i Q C^\dagger} e^{i Q^* C} \rangle$ is

$$\langle e^{i Q C^\dagger} e^{i Q^* C} \rangle = \exp \left[-n(\Omega) |Q|^2 \right], \quad (4.99)$$

with

$$n(\Omega) \equiv \frac{1}{e^{\beta \hbar \Omega} - 1}.$$

Using this result, we obtain the expression

$$\begin{aligned} \langle e^{i \mathbf{Q} \cdot \mathbf{C}^\dagger} e^{i \mathbf{Q}^* \cdot \mathbf{C}} \rangle &= \exp \left[-n(\Omega) \mathbf{Q} \cdot \mathbf{Q}^* \right] \\ &= \exp \left[-n(\Omega) a^2 k^2 \left(1 - e^{i \bar{\Omega} \sigma} \right) \left(1 - e^{-i \bar{\Omega} \sigma} \right) \right] \\ &= \exp \left[-4n(\Omega) a^2 k^2 \sin^2 \left(\frac{1}{2} \bar{\Omega} \sigma \right) \right]. \end{aligned}$$

The expectation value $\langle e^{-i\frac{\sigma}{M}\mathbf{k}\cdot\mathbf{P}} \rangle$ is

$$\begin{aligned}\langle e^{-i\frac{\sigma}{M}\mathbf{k}\cdot\mathbf{P}} \rangle &= \frac{\int d\mathbf{P} \exp\left(-\beta\frac{P^2}{2M} - i\frac{\sigma}{M}\mathbf{k}\cdot\mathbf{P}\right)}{\int d\mathbf{P} \exp\left(-\beta\frac{P^2}{2M}\right)} \\ &= \frac{\int d\mathbf{P} \exp\left(\frac{(-i\mathbf{P}\beta + \mathbf{k}\sigma)^2}{2M\beta} - \frac{k^2\sigma^2}{2M\beta}\right)}{\int d\mathbf{P} \exp\left(-\beta\frac{P^2}{2M}\right)} \\ &= \exp\left(-\frac{k^2\sigma^2}{2M\beta}\right).\end{aligned}$$

Collecting all factors in Eq. (4.97) together, we find

$$\begin{aligned}\langle e^{i\mathbf{k}\cdot\mathbf{r}} e^{-i\mathbf{k}\cdot\mathbf{r}(\sigma)} \rangle &= \exp\left[i\frac{\hbar k^2}{2M}\sigma - \frac{k^2\sigma^2}{2M\beta} - 4n(\bar{\Omega})a^2k^2\sin^2\left(\frac{1}{2}\bar{\Omega}\sigma\right) - a^2k^2(1 - e^{i\bar{\Omega}\sigma})\right] \Rightarrow . \\ \langle e^{i\mathbf{k}\cdot\mathbf{r}(t)} e^{-i\mathbf{k}\cdot\mathbf{r}(\sigma+t)} \rangle &= e^{-k^2D(\sigma)}\end{aligned}\quad (4.100)$$

with the function

$$D(t) = \frac{\hbar}{2M} \left(-it + \frac{t^2}{\beta\hbar}\right) + a^2 \left[1 - \exp(i\bar{\Omega}t) + 4n(\bar{\Omega})\sin^2\left(\frac{\bar{\Omega}t}{2}\right)\right], \quad (4.101)$$

where

$$M = \left(\frac{v}{w}\right)^2 m_b, \bar{\Omega} = v\omega_{\text{LO}}, a^2 = \frac{\hbar}{2m_b\omega_{\text{LO}}} \frac{v^2 - w^2}{v^3}. \quad (4.102)$$

According to (4.78),

$$\langle e^{i\mathbf{k}\cdot\mathbf{r}(t)} e^{-i\mathbf{k}\cdot\mathbf{r}(\sigma+t)} \rangle = \langle e^{i\mathbf{k}\cdot\mathbf{r}} e^{-i\mathbf{k}\cdot\mathbf{r}(\sigma)} \rangle.$$

Taking $\sigma = -t$ in (4.100) we finally find the Fourier component of the electron density-density correlation function $\langle e^{i\mathbf{k}\cdot\mathbf{r}(t)} e^{-i\mathbf{k}\cdot\mathbf{r}} \rangle$ which enters Eq. (4.74):

$$\langle e^{i\mathbf{k}\cdot\mathbf{r}(t)} e^{-i\mathbf{k}\cdot\mathbf{r}} \rangle = \exp[-k^2D(-t)] \quad (4.103)$$

Finally, the correlation functions in (4.73) reduce to

$$\begin{aligned}\langle b_{\mathbf{k}}(t)b_{\mathbf{k}}^\dagger(0) \rangle &= [1 + n(\omega_{\mathbf{k}})] \exp(-i\omega_{\mathbf{k}}t) \exp[-k^2D(-t)], \\ \langle b_{\mathbf{k}}^\dagger(0)b_{\mathbf{k}}(t) \rangle &= n(\omega_{\mathbf{k}}) \exp(-i\omega_{\mathbf{k}}t) \exp[-k^2D(t)], \\ \langle b_{\mathbf{k}}(t)b_{\mathbf{k}}(0) \rangle &= 0, \\ \langle b_{\mathbf{k}}(0)b_{\mathbf{k}}(t) \rangle &= 0.\end{aligned}$$

Inserting these equations into Eqs. (4.72) and (4.73), one obtains

$$\Sigma(z) = \frac{1}{z} \int_0^\infty dt (1 - e^{izt}) \text{Im } S(t) \quad (4.104)$$

with

$$\text{Im } S(t) = \frac{2}{m_b \hbar} \sum_{\mathbf{k}} k_x^2 |V_k|^2 \text{Im} \left\{ \begin{array}{l} -[1 + n(\omega_{\mathbf{k}})] \exp(-i\omega_{\mathbf{k}}t) \exp[-k^2 D(-t)] \\ + n(\omega_{\mathbf{k}}) \exp(-i\omega_{\mathbf{k}}t) \exp[-k^2 D(t)] \end{array} \right\}.$$

Using the property $D(-t)^* = D(t)$ for real values of t , one obtains

$$\begin{aligned} -\text{Im} \exp(-i\omega_{\mathbf{k}}t) \exp[-k^2 D(-t)] &= \text{Im} \exp(i\omega_{\mathbf{k}}t) \exp[-k^2 D(-t)^*] \\ &= \text{Im} \exp(i\omega_{\mathbf{k}}t) \exp[-k^2 D(t)] \end{aligned}$$

and consequently

$$S(t) = \frac{2}{m_b \hbar} \sum_{\mathbf{k}} k_x^2 |V_k|^2 \exp[-k^2 D(t)] \{ [1 + n(\omega_{\mathbf{k}})] \exp(i\omega_{\mathbf{k}}t) + n(\omega_{\mathbf{k}}) \exp(-i\omega_{\mathbf{k}}t) \}. \quad (4.105)$$

Owing to the rotational invariance of $|V_k|^2$ and $\omega_{\mathbf{k}}$, we can substitute in (4.105)

$$k_x^2 \rightarrow \frac{k^2}{3}.$$

The resulting expression for

$$S(t) = \frac{2}{3m_b \hbar} \sum_{\mathbf{k}} k^2 |V_k|^2 \exp[-k^2 D(t)] \{ [1 + n(\omega_{\mathbf{k}})] \exp(i\omega_{\mathbf{k}}t) + n(\omega_{\mathbf{k}}) \exp(-i\omega_{\mathbf{k}}t) \} \quad (4.106)$$

is identical with Eq. (35) of FHIP [47]. In the case of Fröhlich polarons, taking into account (1.17), Eq. (4.106) simplifies to

$$S(t) = \left(\frac{\hbar \omega_{\text{LO}}}{m_b} \right)^{3/2} \frac{\alpha}{3\sqrt{2\pi}} \left\{ \begin{array}{l} [1 + n(\omega_{\text{LO}})] \exp(i\omega_{\text{LO}}t) \\ + n(\omega_{\text{LO}}) \exp(-i\omega_{\text{LO}}t) \end{array} \right\} [D(t)]^{-3/2}. \quad (4.107)$$

B. Calculation of the memory function (Devreese *et. al.* [50])

Upon substitution of (4.30) and (4.57) into Eq. (4.5), we find the absorption coefficient

$$\begin{aligned} \Gamma(\Omega) &= \frac{1}{n\epsilon_0 c} \text{Re} \left[\frac{ie^2}{m_b} \frac{1}{\Omega - \Sigma(\Omega)} \right] = -\frac{1}{n\epsilon_0 c} \frac{e^2}{m_b} \text{Im} \left[\frac{1}{\Omega - \Sigma(\Omega)} \right] \\ &= -\frac{1}{n\epsilon_0 c} \frac{e^2}{m_b} \text{Im} \left\{ \frac{\Omega - \Sigma^*(\Omega)}{[\Omega - \text{Re} \Sigma(\Omega)]^2 + [\text{Im} \Sigma(\Omega)]^2} \right\} \\ &= \frac{1}{n\epsilon_0 c} \frac{e^2}{m_b} \frac{\text{Im} \Sigma^*(\Omega)}{[\Omega - \text{Re} \Sigma(\Omega)]^2 + [\text{Im} \Sigma(\Omega)]^2} \Rightarrow \end{aligned}$$

$$\Gamma(\Omega) = -\frac{1}{n\epsilon_0 c} \frac{e^2}{m_b} \frac{\text{Im } \Sigma(\Omega)}{[\Omega - \text{Re } \Sigma(\Omega)]^2 + [\text{Im } \Sigma(\Omega)]^2}. \quad (4.108)$$

This general expression was the starting point for a derivation of the theoretical optical absorption spectrum of a single large polaron, at *all electron-phonon coupling strengths* by Devreese et al. in Ref. [50]. The memory function $\Sigma(\Omega)$ as given by Eq. (4.104) with (4.107) contains the dynamics of the polaron and depends on α , temperature and Ω . Following the notation, introduced in Ref. [47],

$$\Sigma(\Omega) = \frac{\chi^*(\Omega)}{\Omega} \quad (4.109)$$

we represent Eq. (4.108) in the form used in Ref. [50]:

$$\Gamma(\Omega) = \frac{1}{n\epsilon_0 c} \frac{e^2}{m_b} \frac{\Omega \text{Im } \chi(\Omega)}{[\Omega^2 - \text{Re } \chi(\Omega)]^2 + [\text{Im } \chi(\Omega)]^2}. \quad (4.110)$$

According to (4.104) and (4.109),

$$\text{Im } \chi(\Omega) = \text{Im} \int_0^\infty dt \sin(\Omega t) S(t), \quad \text{Re } \chi(\Omega) = \text{Im} \int_0^\infty dt [1 - \cos(\Omega t)] S(t). \quad (4.111)$$

In the present Notes we limit our attention to the case $T = 0$ ($\beta \rightarrow \infty$). It was demonstrated in Ref. [50] that the exact zero-temperature limit arises if the limit $\beta \rightarrow \infty$ is taken directly in the expressions (4.111) (see Appendices A and B of Ref. [50]). As follows from (4.107),

$$S(t) = \left(\frac{\hbar \omega_{\text{LO}}}{m_b} \right)^{3/2} \frac{\alpha}{3\sqrt{2}\pi} \exp(i\omega_{\text{LO}} t) [D(t)]^{-3/2} \quad (\beta \rightarrow \infty). \quad (4.112)$$

According to (4.101)

$$D(t) = -i \frac{\hbar t}{2M} + a^2 [1 - \exp(i\bar{\Omega} t)] \quad (\beta \rightarrow \infty).$$

Using the Feynman units (where $\hbar = 1, \omega_{\text{LO}} = 1$ and $m_b = 1$), we obtain from (4.102):

$$M = \left(\frac{v}{w} \right)^2, \quad \bar{\Omega} = v, \quad a^2 = \frac{1}{2} \frac{v^2 - w^2}{v^3},$$

and consequently

$$D(t) = \frac{1}{2} \frac{v^2 - w^2}{v^3} (1 - e^{i\bar{\Omega} t}) - i \frac{1}{2} \left(\frac{w}{v} \right)^2 t = \frac{1}{2} \left(\frac{w}{v} \right)^2 \{ R(1 - e^{i\bar{\Omega} t}) - it \} \quad (\beta \rightarrow \infty) \quad (4.113)$$

with

$$R = \frac{v^2 - w^2}{w^2 v}.$$

and according to (4.112)

$$S(t) = \frac{2\alpha}{3\sqrt{\pi}} \left(\frac{v}{w}\right)^3 e^{it} [R(1 - e^{ivt}) - it]^{-3/2} \quad (\beta \rightarrow \infty). \quad (4.114)$$

From (4.111) one obtains immediately

$$\text{Im } \chi(\Omega) = \frac{2\alpha}{3\sqrt{\pi}} \left(\frac{v}{w}\right)^3 \text{Im} \int_0^\infty dt \frac{\sin(\Omega t) e^{it}}{[R(1 - e^{ivt}) - it]^{3/2}}, \quad (4.115)$$

$$\text{Re } \chi(\Omega) = \frac{2\alpha}{3\sqrt{\pi}} \left(\frac{v}{w}\right)^3 \text{Im} \int_0^\infty dt \frac{[1 - \cos(\Omega t)] e^{it}}{[R(1 - e^{ivt}) - it]^{3/2}}. \quad (4.116)$$

In the limit $\beta \rightarrow \infty$ the function $\text{Im } \chi(\Omega)$ was calculated by FHIP [47]. However, to study the optical absorption to the same approximation as FHIP's treatment of the impedance, we have also to calculate $\text{Re } \chi(\Omega)$ and use this result in (4.110). The calculation of $\text{Re } \chi(\Omega)$, which is a Kramers-Kronig-type transform of $\text{Im } \chi(\Omega)$, is a key ingredient in Ref. [50]. The details of those calculations are presented in the Appendices A, B and C to Ref. [50].

Developing the denominator of both integrals on the right-hand side of (4.115) and (4.116), the calculations are reduced to the evaluation of a sum of integrals of the type

$$\text{Im} \int_0^\infty dt \frac{\sin(\Omega t) e^{i(1+nv)t}}{(R - it)^{3/2+n}}, \quad \text{Im} \int_0^\infty dt \frac{\cos(\Omega t) e^{i(1+nv)t}}{(R - it)^{3/2+n}}. \quad (4.117)$$

In Appendix B to Ref. [50] it is shown how such integrals are evaluated using a recurrence formula. For $\text{Im } \chi(\Omega)$ a very convenient result was found in [50]:

$$\begin{aligned} \text{Im } \chi(\Omega) = & \frac{2\alpha}{3} \left(\frac{v}{w}\right)^3 \sum_{n=0}^{\infty} C_{-3/2}^n (-1)^n \frac{R^n 2^n}{(2n+1) \dots 3 \cdot 1} \\ & \times |\Omega - 1 - nv|^{n+1/2} e^{-|\Omega-1-nv|R} \frac{1 + \text{sgn}(\Omega - 1 - nv)}{2}. \end{aligned} \quad (4.118)$$

This expression is a finite sum and not an infinite series. FHIP gave the first two terms of (4.118) explicitly.

Using the same recurrence relation it is seen the analytical expression (see Appendix B to Ref. [50]), which was found for $\text{Re } \chi(\Omega)$ is far more complicated. To circumvent the difficulty with the numerical treatment of $\text{Re } \chi(\Omega)$, the corresponding integrals in (4.117) have been

transformed in [50] to integrals with rapidly convergent integrands:

$$\begin{aligned}
& \text{Im} \int_0^\infty dt \frac{[1 - \cos(\Omega t)] e^{i(1+nv)t}}{(R - it)^{3/2+n}} \\
&= -\frac{1}{\Gamma(n + \frac{3}{2})} \int_0^\infty dx \left[\left(n + \frac{1}{2}\right) x^{n-1/2} e^{-Rx} - R x^{n+1/2} e^{-Rx} \right] \\
&\times \ln \left| \left(\frac{(1 + nv + x)^2}{\Omega^2 - (1 + nv + x)^2} \right) \right|^{1/2}.
\end{aligned} \tag{4.119}$$

The integral on the right-hand side of (4.119) is adequate for computer calculations. In Appendix C to Ref. [50] some supplementary details of the computation of (4.119) are given. Another analytical representation for the memory function (4.104) was derived in Ref. [76].

C. Discussion of optical absorption of polarons at arbitrary coupling

At weak coupling, the optical absorption spectrum (4.108) of the polaron is determined by the absorption of radiation energy, which is reemitted in the form of LO phonons. For $\alpha \gtrsim 5.9$, the polaron can undergo transitions toward a relatively stable RES (see Fig. 7). The RES peak in the optical absorption spectrum also has a phonon sideband-structure, whose average transition frequency can be related to a FC-type transition. Furthermore, at zero temperature, the optical absorption spectrum of one polaron exhibits also a zero-frequency “central peak” [$\sim \delta(\Omega)$]. For non-zero temperature, this “central peak” smears out and gives rise to an “anomalous” Drude-type low-frequency component of the optical absorption spectrum.

For example, in Fig. 7 from Ref. [50], the main peak of the polaron optical absorption for $\alpha = 5$ at $\Omega = 3.51\omega_{\text{LO}}$ is interpreted as due to transitions to a RES. A “shoulder” at the low-frequency side of the main peak is attributed to one-phonon transitions to polaron-“scattering states”. The broad structure centered at about $\Omega = 6.3\omega_{\text{LO}}$ is interpreted as a FC band. As seen from Fig. 7, when increasing the electron-phonon coupling constant to $\alpha=6$, the RES peak at $\Omega = 4.3\omega_{\text{LO}}$ stabilizes. It is in Ref. [50] that the all-coupling optical absorption spectrum of a Fröhlich polaron, together with the role of RES-states, FC-states and scattering states, was first presented.

Recent interesting numerical calculations of the optical conductivity for the Fröhlich polaron performed within the diagrammatic Quantum Monte Carlo method [79], see Fig. 8,

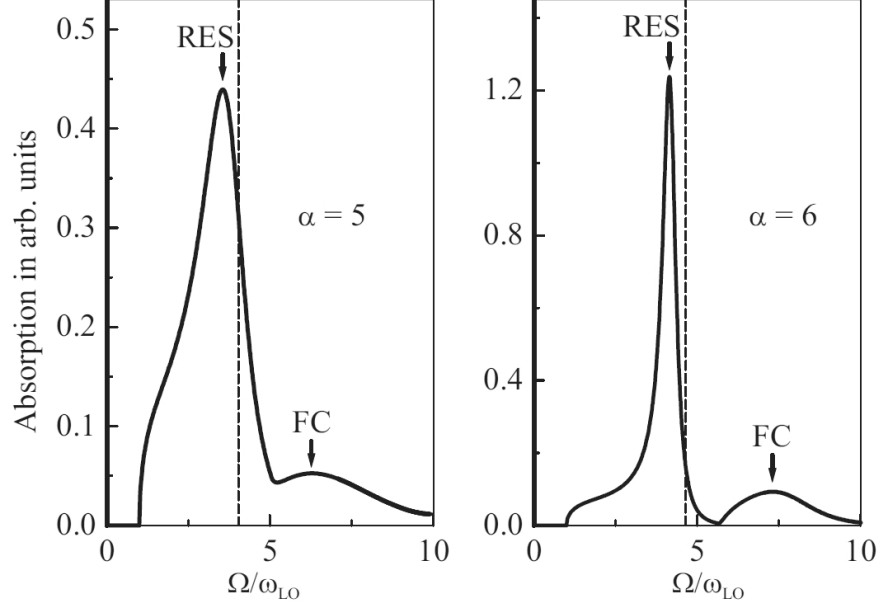


FIG. 7: Optical absorption spectrum of a polaron calculated by Devreese *et al.* [50] $\alpha = 5$ and 6. The RES peak is very intense compared with the FC peak. The frequency $\Omega/\omega_{LO} = v$ is indicated by the dashed lines.)

fully confirm the essential analytical results derived by Devreese et al. in Ref. [50] for $\alpha \lesssim 3$. In the intermediate coupling regime $3 < \alpha < 6$, the low-energy behavior and the position of the RES-peak in the optical conductivity spectrum of Ref. [79] follow closely the prediction of Ref. [50]. There are some minor qualitative differences between the two approaches in the intermediate coupling regime: in Ref. [79], the dominant (“RES”) peak is less intense in the Monte-Carlo numerical simulations and the second (“FC”) peak develops less prominently. There are the following qualitative differences between the two approaches in the strong coupling regime: in Ref.[79], the dominant peak broadens and the second peak does not develop, giving instead rise to a flat shoulder in the optical conductivity spectrum at $\alpha = 6$. This behavior has been tentatively attributed to the optical processes with participation of two [75] or more phonons. The above differences can arise also due to the fact that, within the Feynman polaron model, one-phonon processes are assigned more oscillator strength and the RES tends to be more stable as compared to the Monte-Carlo result. The nature of the excited states of a polaron needs further study. An independent numerical simulation might be called for.

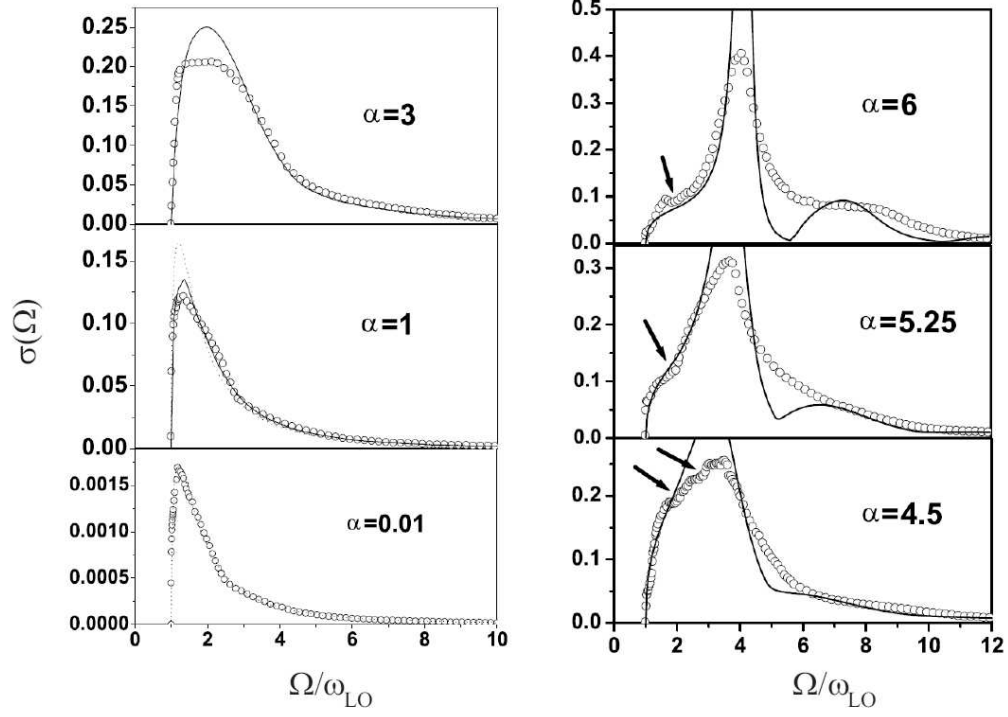


FIG. 8: *Left-hand panel:* Monte Carlo optical conductivity spectra of one polaron for the weak-coupling regime (open circles) compared to the second-order perturbation theory (dotted lines) for $\alpha = 0.01$ and $\alpha = 1$ and to the analytical DSG calculations [50] (solid lines). *Right-hand panel:* Monte Carlo optical conductivity spectra for the intermediate coupling regime (open circles) compared to the analytical DSG approach [50] (solid lines). Arrows point to the two- and three-phonon thresholds. (From Ref. [79].)

In Fig. 9, Monte-Carlo optical conductivity spectrum of one polaron for $\alpha = 1$ compares well with that obtained in Ref. [80] within the canonical-transformation formalism taking into account correlation in processes involving two LO phonons. The difference between the results of these two approaches becomes less pronounced when decreasing the value of $\alpha = 1$ and might be indicative of a possible precision loss, which requires an independent check.

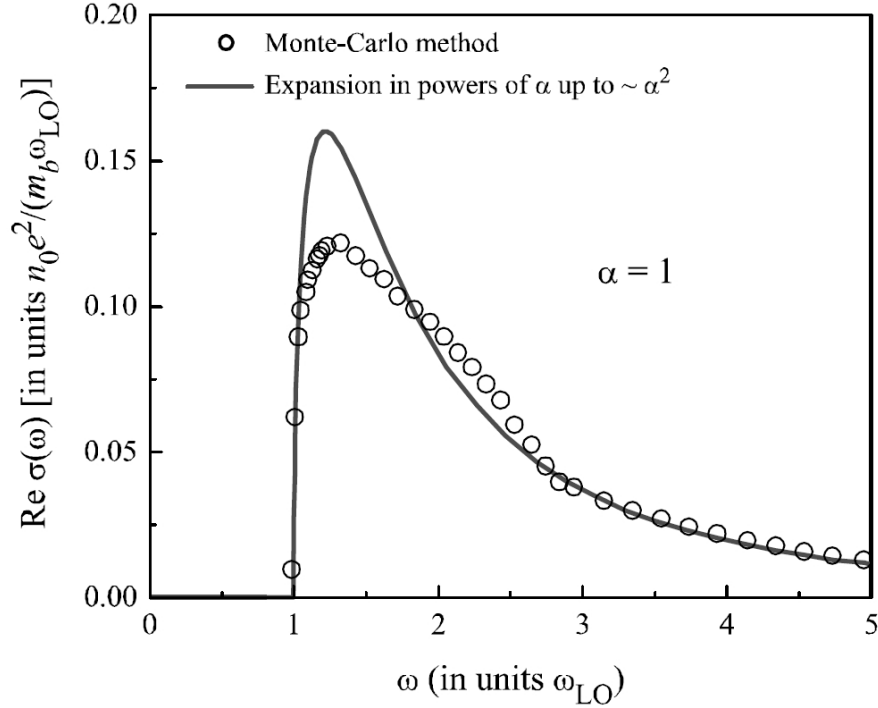


FIG. 9: One-polaron optical conductivity $\text{Re } \sigma(\omega)$ for $\alpha = 1$ calculated within the Monte Carlo approach [79] (open circles) and derived using the expansion in powers of α up to α^2 [80] (solid curve).

The coupling constant α of the known ionic crystals is too small ($\alpha < 5$) to allow for the experimental detection of sharp RES peaks, and the resonance condition $\Omega = \text{Re} \Sigma(\Omega)$ cannot be satisfied for $\alpha \lesssim 5.9$ as shown in Ref. [50]. Nevertheless, for $3 \lesssim \alpha \lesssim 5.9$ the development of RES is already reflected in a broad optical absorption peak. Such a peak, predicted in Ref. [50], was identified, e. g., in the optical absorption of $\text{Pr}_2\text{NiO}_{4.22}$ in Ref. [81]. Also, the resonance condition can be fulfilled if an external magnetic field is applied; the magnetic field stabilizes the RES, which then can be detected in a cyclotron resonance peak.

1. Sum rules for the optical conductivity spectra

In this section, we analyze the sum rules for the optical conductivity spectra obtained within the DSG approach [50] with those obtained within the diagrammatic Monte Carlo calculation [79]. The values of the polaron effective mass for the Monte Carlo approach are taken from Ref. [30]. In Tables 3 and 4, we represent the polaron ground-state E_0 and the following parameters calculated using the optical conductivity spectra:

$$M_0 \equiv \int_1^{\omega_{\max}} \text{Re } \sigma(\omega) d\omega, \quad (4.120)$$

$$M_1 \equiv \int_1^{\omega_{\max}} \omega \text{Re } \sigma(\omega) d\omega, \quad (4.121)$$

where ω_{\max} is the upper value of the frequency available from Ref. [79],

$$\tilde{M}_0 \equiv \frac{\pi}{2m^*} + \int_1^{\omega_{\max}} \text{Re } \sigma(\omega) d\omega, \quad (4.122)$$

where m^* is the polaron mass, the optical conductivity is calculated in units $\frac{n_0 e^2}{m_b \omega_{\text{LO}}}$, m^* is measured in units of the band mass m_b , and the frequency is measured in units of ω_{LO} . The values of ω_{\max} are: $\omega_{\max} = 10$ for $\alpha = 0.01, 1$ and 3 , $\omega_{\max} = 12$ for $\alpha = 4.5, 5.25$ and 6 , $\omega_{\max} = 18$ for $\alpha = 6.5, 7$ and 8 .

Table 3. Polaron parameters obtained within the diagrammatic Monte Carlo approach

α	$M_0^{(\text{MC})}$	$m^{*(\text{MC})}$	$\tilde{M}_0^{(\text{MC})}$	$M_1^{(\text{MC})}/\alpha$	$E_0^{(\text{MC})}$
0.01	0.00249	1.0017	1.5706	0.634	-0.010
1	0.24179	1.1865	1.5657	0.65789	-1.013
3	0.67743	1.8467	1.5280	0.73123	-3.18
4.5	0.97540	2.8742	1.5219	0.862	-4.97
5.25	1.0904	3.8148	1.5022	0.90181	-5.68
6	1.1994	5.3708	1.4919	0.98248	-6.79
6.5	1.30	6.4989	1.5417	1.1356	-7.44
7	1.3558	9.7158	1.5175	1.2163	-8.31
8	1.4195	19.991	1.4981	1.3774	-9.85

Table 4. Polaron parameters obtained within the path-integral approach

α	$M_0^{(\text{DSG})}$	$m^{*(\text{Feynman})}$	$\tilde{M}_0^{(\text{DSG})}$	$M_1^{(\text{DSG})}/\alpha$	$E_0^{(\text{Feynman})}$
0.01	0.00248	1.0017	1.5706	0.633	-0.010
1	0.24318	1.1957	1.5569	0.65468	-1.0130
3	0.69696	1.8912	1.5275	0.71572	-3.1333
4.5	1.0162	3.1202	1.5196	0.83184	-4.8394
5.25	1.1504	4.3969	1.5077	0.88595	-5.7482
6	1.2608	6.8367	1.4906	0.95384	-6.7108
6.5	1.3657	9.7449	1.5269	1.1192	-7.3920
7	1.4278	14.395	1.5369	1.2170	-8.1127
8	1.4741	31.569	1.5239	1.4340	-9.6953

The parameters corresponding to the Monte Carlo calculation are obtained using the numerical data kindly provided by A. Mishchenko. The comparison of the zero frequency moments $\tilde{M}_0^{(\text{MC})}$ and $\tilde{M}_0^{(\text{DSG})}$ with each other and with the value $\pi/2$ corresponding to the sum rule [82]

$$\frac{\pi}{2m^*} + \int_1^\infty \text{Re } \sigma(\omega) d\omega = \frac{\pi}{2} \quad (4.123)$$

shows that $\left| \tilde{M}_0^{(\text{MC})} - \tilde{M}_0^{(\text{DSG})} \right|$ is smaller than each of the differences $\frac{\pi}{2} - \tilde{M}_0^{(\text{MC})}$, $\frac{\pi}{2} - \tilde{M}_0^{(\text{DSG})}$, which appear due to a finite interval of the integration in (4.120), (4.121).

We analyze also the fulfilment of the ground-state theorem [83]

$$E_0(\alpha) - E_0(0) = -\frac{3}{\pi} \int_0^\alpha \frac{d\alpha'}{\alpha'} \int_0^\infty \omega \text{Re } \sigma(\omega, \alpha') d\omega \quad (4.124)$$

using the first-frequency moments $M_1^{(\text{MC})}$ and $M_1^{(\text{DSG})}$. The results of this comparison are presented in Fig. 10. The dots indicate the polaron ground-state energy calculated using the Feynman variational principle. The solid curve is the value of $E_0(\alpha)$ calculated numerically using the optical conductivity spectra and the ground-state theorem with the DSG optical conductivity [50] for a polaron,

$$E_0^{(\text{DSG})}(\alpha) \equiv -\frac{3}{\pi} \int_0^\alpha \frac{d\alpha'}{\alpha'} \int_0^\infty \omega \text{Re } \sigma^{(\text{DSG})}(\omega, \alpha') d\omega. \quad (4.125)$$

The dashed and the dot-dashed curves are the values obtained using $M_1^{(\text{DSG})}(\alpha)$ and $M_1^{(\text{MC})}(\alpha)$, respectively:

$$\tilde{E}_0^{(\text{DSG})}(\alpha) \equiv -\frac{3}{\pi} \int_0^\alpha \frac{d\alpha'}{\alpha'} \int_0^{\omega_{\max}} \omega \text{Re} \sigma^{(\text{DSG})}(\omega, \alpha') d\omega = -\frac{3}{\pi} \int_0^\alpha d\alpha' \frac{M_1^{(\text{DSG})}(\alpha')}{\alpha'}, \quad (4.126)$$

$$\tilde{E}_0^{(\text{MC})}(\alpha) \equiv -\frac{3}{\pi} \int_0^\alpha \frac{d\alpha'}{\alpha'} \int_0^{\omega_{\max}} \omega \text{Re} \sigma^{(\text{MC})}(\omega, \alpha') d\omega = -\frac{3}{\pi} \int_0^\alpha d\alpha' \frac{M_1^{(\text{MC})}(\alpha')}{\alpha'}. \quad (4.127)$$

As seen from the figure, $E_0^{(\text{DSG})}(\alpha)$ to a high degree of accuracy coincides with the variational polaron ground-state energy. Both $\tilde{E}_0^{(\text{DSG})}(\alpha)$ and $\tilde{E}_0^{(\text{MC})}(\alpha)$ differ from $E_0^{(\text{DSG})}(\alpha)$ due to the integration over a finite interval of frequencies. However, $\tilde{E}_0^{(\text{DSG})}(\alpha)$ and $\tilde{E}_0^{(\text{MC})}(\alpha)$ are very close to each other. Herefrom, a conclusion follows that for integrals over the finite frequency region characteristic for the polaron optical absorption (i. e., except the “tails”), the function $\tilde{E}_0^{(\text{MC})}(\alpha)$ (4.127) reproduces very well the function $\tilde{E}_0^{(\text{DSG})}(\alpha)$.

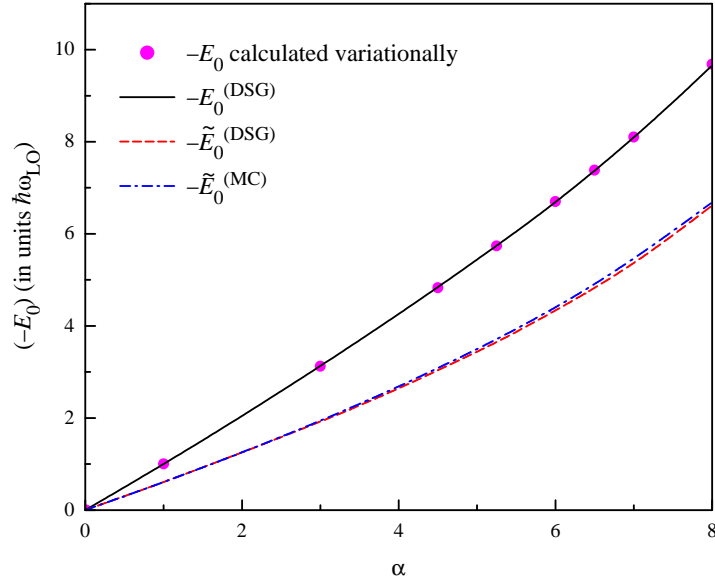


FIG. 10: The ground-state theorem for a polaron using different data for the optical conductivity spectra, DSG from Ref. [50] and MC from Ref. [79]. The notations are explained in the text.

D. Scaling relations

1. Derivation of the scaling relations

The form of the Fröhlich Hamiltonian in n dimensions is the same as in 3D,

$$H = \frac{\mathbf{p}^2}{2m_b} + \sum_{\mathbf{k}} \hbar \omega_{\mathbf{k}} a_{\mathbf{k}}^\dagger a_{\mathbf{k}} + \sum_{\mathbf{k}} \left(V_{\mathbf{k}} a_{\mathbf{k}} e^{i\mathbf{k} \cdot \mathbf{r}} + V_{\mathbf{k}}^* a_{\mathbf{k}}^\dagger e^{-i\mathbf{k} \cdot \mathbf{r}} \right), \quad (4.128)$$

except that now all vectors are n -dimensional. In this subsection, dispersionless longitudinal phonons are considered, i.e., $\omega_{\mathbf{k}} = \omega_{\text{LO}}$, and units are chosen such that $\hbar = m_b = \omega_{\text{LO}} = 1$.

The electron-phonon interaction is a representation in second quantization of the electron interaction with the lattice polarization, which in 3D is essentially the Coulomb potential $1/r$. $|V_{\mathbf{k}}|^2$ is proportional to the Fourier transform of this potential, and as a consequence we have in n dimensions

$$|V_{\mathbf{k}}|^2 = \frac{A_n}{L_n k^{n-1}}, \quad (4.129)$$

where L_n is the volume of the n -dimensional crystal. Note that $|V_{\tilde{\mathbf{k}}}|^2$, where $\tilde{\mathbf{k}}$ is an $(n-1)$ -dimensional vector, can be obtained from $|V_{\mathbf{k}}|^2$, where $\mathbf{k} = (\tilde{\mathbf{k}}, k_n)$ is an n -dimensional vector, by summing out one of the dimensions explicitly:

$$|V_{\tilde{\mathbf{k}}}|^2 = \sum_{k_n} |V_{\mathbf{k}}|^2. \quad (4.130)$$

Inserting Eq. (4.129) into Eq. (4.130), we have

$$\frac{A_{n-1}}{L_{n-1} \tilde{k}^{n-2}} = \sum_{k_n} \frac{A_n}{L_n \left(\tilde{k}^2 + k_n^2 \right)^{(n-1)/2}}. \quad (4.131)$$

Replacing the sum in Eq. (4.131) by an integral, i.e.,

$$\frac{L_{n-1}}{L_n} \sum_{k_n} \rightarrow \frac{1}{2\pi} \int dk_n, \quad (4.132)$$

we obtain

$$\frac{A_{n-1}}{\tilde{k}^{n-2}} = \frac{A_n}{2\pi} \int_{-\infty}^{\infty} \frac{dk_n}{\left(\tilde{k}^2 + k_n^2 \right)^{(n-1)/2}}. \quad (4.133)$$

Since

$$\int_{-\infty}^{\infty} \frac{dx}{(z^\mu + x^\mu)^\rho} = z^{1-\mu\rho} \frac{\Gamma\left(\frac{1}{\mu}\right) \Gamma\left(\rho - \frac{1}{\mu}\right)}{\Gamma(\rho)}, \quad (4.134)$$

we have

$$\int_{-\infty}^{\infty} \frac{dk_n}{(\tilde{k}^2 + k_n^2)^{(n-1)/2}} = \frac{1}{\tilde{k}^{n-2}} \frac{\Gamma(\frac{1}{2}) \Gamma(\frac{n-2}{2})}{\Gamma(\frac{n-1}{2})} = \frac{\sqrt{\pi}}{\tilde{k}^{n-2}} \frac{\Gamma(\frac{n-2}{2})}{\Gamma(\frac{n-1}{2})}, \quad (4.135)$$

where $\Gamma(x)$ is the Γ function. Inserting Eq. (4.135) into Eq. (4.133), we obtain

$$A_n = \frac{2\sqrt{\pi}\Gamma(\frac{n-1}{2})}{\Gamma(\frac{n-2}{2})} A_{n-1}. \quad (4.136)$$

In 3D the interaction coefficient is well known, $|V_{\mathbf{k}}|^2 = 2\sqrt{2}\pi\alpha/L_3k^2$, so that

$$A_3 = 2\sqrt{2}\pi\alpha. \quad (4.137)$$

Inserting Eq. (4.137) into Eq. (4.136), we immediately obtain

$$A_2 = 2\sqrt{2}\pi\alpha \frac{\Gamma(\frac{1}{2})}{2\sqrt{\pi}\Gamma(1)} = \sqrt{2}\pi\alpha. \quad (4.138)$$

Applying Eq. (4.136) $n-2$ times, we further obtain for $n > 3$

$$\begin{aligned} A_n &= \frac{(2\sqrt{\pi})^{n-2} \prod_{j=2}^{n-1} \Gamma(\frac{j}{2})}{\prod_{j=1}^{n-2} \Gamma(\frac{j}{2})} A_2 = \frac{(2\sqrt{\pi})^{n-2} \Gamma(\frac{n-1}{2})}{\Gamma(\frac{1}{2})} A_2 = 2^{n-2} \pi^{(n-3)/2} \Gamma\left(\frac{n-1}{2}\right) A_2 \\ &= 2^{n-3/2} \pi^{(n-1)/2} \Gamma\left(\frac{n-1}{2}\right) \alpha. \end{aligned} \quad (4.139)$$

So, the interaction coefficient in n dimensions becomes [84]

$$|V_{\mathbf{k}}|^2 = \frac{2^{n-3/2} \pi^{(n-1)/2} \Gamma(\frac{n-1}{2}) \alpha}{L_n k^{n-1}}. \quad (4.140)$$

Following the Feynman approach [43], the upper bound for the polaron ground-state energy can be written down as

$$E = E_0 - \lim_{\beta \rightarrow \infty} \frac{1}{\beta} \langle S - S_0 \rangle_0, \quad (4.141)$$

where S is the exact action functional of the polaron problem, while S_0 is the trial action functional, which corresponds to a model system where an electron is coupled by an elastic force to a fictitious particle (i.e., the model system describes a harmonic oscillator). E_0 is the ground-state energy of the above model system, and

$$\langle F \rangle_0 \equiv \frac{\int F e^{S_0} \mathcal{D}\mathbf{r}(t)}{\int e^{S_0} \mathcal{D}\mathbf{r}(t)}. \quad (4.142)$$

As indicated above, the Fröhlich Hamiltonian in n dimensions is the same as in 3D, except that now all vectors are n -dimensional [and the coupling coefficient $|V_{\mathbf{k}}|^2$ is modified in accordance with Eq. (4.140)]. Similarly, the only difference of the model system in n dimensions from the model system in 3D is that now one deals with an n -dimensional harmonic oscillator. So, directly following [43], one can represent $\lim_{\beta \rightarrow \infty} \langle S - S_0 \rangle_0 / \beta$ as

$$\lim_{\beta \rightarrow \infty} \frac{1}{\beta} \langle S - S_0 \rangle_0 = A + B, \quad (4.143)$$

where

$$A = \sum_{\mathbf{k}} |V_{\mathbf{k}}|^2 \int_0^\infty \langle e^{i\mathbf{k} \cdot [\mathbf{r}(t) - \mathbf{r}(0)]} \rangle_0 e^{-t} dt, \quad (4.144)$$

$$B = \frac{w(v^2 - w^2)}{4} \int_0^\infty \langle [\mathbf{r}(t) - \mathbf{r}(0)]^2 \rangle_0 e^{-wt} dt, \quad (4.145)$$

w and v are variational parameters, which should be determined by minimizing E of Eq. (4.141). Since the averaging $\langle \dots \rangle_0$ in Eq. (4.144) is performed with the trial action, which corresponds to a harmonic oscillator, components of the electron coordinates, r_j ($j = 1, \dots, n$), in $\langle e^{i\mathbf{k} \cdot [\mathbf{r}(t) - \mathbf{r}(0)]} \rangle_0$ separate [43]:

$$\langle e^{i\mathbf{k} \cdot [\mathbf{r}(t) - \mathbf{r}(0)]} \rangle_0 = \prod_{j=1}^n \langle e^{ik_j[r_j(t) - r_j(0)]} \rangle_0. \quad (4.146)$$

For the average $\langle e^{ik_j[r_j(t) - r_j(0)]} \rangle_0$, Feynman obtained [43]

$$\langle e^{ik_j[r_j(t) - r_j(0)]} \rangle_0 = e^{-k_j^2 D_0(t)}, \quad (4.147)$$

where

$$D_0(t) = \frac{w^2}{2v^2} t + \frac{v^2 - w^2}{2v^3} (1 - e^{-vt}). \quad (4.148)$$

Inserting Eq. (4.146) with Eq. (4.147) into Eq. (4.144), we obtain

$$A = \int_0^\infty e^{-t} dt \sum_{\mathbf{k}} |V_{\mathbf{k}}|^2 e^{-k^2 D_0(t)}. \quad (4.149)$$

Inserting expression (4.140) for $|V_{\mathbf{k}}|^2$ into Eq. (4.149) and replacing the sum over \mathbf{k} by an integral [see (4.132)], we have

$$\begin{aligned} A &= 2^{n-3/2} \pi^{(n-1)/2} \Gamma\left(\frac{n-1}{2}\right) \alpha \int_0^\infty e^{-t} dt \int \frac{e^{-k^2 D_0(t)}}{k^{n-1}} \frac{d\mathbf{k}}{(2\pi)^n} \\ &= 2^{n-3/2} \pi^{(n-1)/2} \Gamma\left(\frac{n-1}{2}\right) \alpha \int_0^\infty e^{-t} dt \int d\Omega_n \int_0^\infty \frac{e^{-k^2 D_0(t)}}{k^{n-1}} \frac{k^{n-1} dk}{(2\pi)^n}, \end{aligned} \quad (4.150)$$

where $d\Omega_n$ is the elemental solid angle in n dimensions. Since the integrand in Eq. (4.150) depends only on the modulus k of \mathbf{k} , one have simply $\int d\Omega_n = \Omega_n$ with

$$\Omega_n = \frac{2\pi^{n/2}}{\Gamma\left(\frac{n}{2}\right)}. \quad (4.151)$$

So, we obtain for A the result

$$\begin{aligned} A &= \frac{2^{-1/2}\pi^{-1/2}\Gamma\left(\frac{n-1}{2}\right)\alpha}{\Gamma\left(\frac{n}{2}\right)} \int_0^\infty e^{-t} dt \int_0^\infty e^{-k^2 D_0(t)} dk = \frac{2^{-1/2}\pi^{-1/2}\Gamma\left(\frac{n-1}{2}\right)\alpha}{\Gamma\left(\frac{n}{2}\right)} \int_0^\infty \frac{\sqrt{\pi}e^{-t}}{2\sqrt{D_0(t)}} dt \\ &= \frac{2^{-3/2}\Gamma\left(\frac{n-1}{2}\right)\alpha}{\Gamma\left(\frac{n}{2}\right)} \int_0^\infty \frac{e^{-t}}{\sqrt{D_0(t)}} dt. \end{aligned} \quad (4.152)$$

Like in Ref. [43], B can be easily calculated by noticing that

$$\begin{aligned} \langle [\mathbf{r}(t) - \mathbf{r}(0)]^2 \rangle_0 &= \sum_{j=1}^n \langle [r_j(t) - r_j(0)]^2 \rangle_0 = \sum_{j=1}^n \left[-\frac{\partial^2}{\partial k_j^2} \langle e^{i\mathbf{k} \cdot [\mathbf{r}(t) - \mathbf{r}(0)]} \rangle_0 \right] \Big|_{\mathbf{k}=0} \\ &= \sum_{j=1}^n 2D_0(t) = 2nD_0(t), \end{aligned} \quad (4.153)$$

so that

$$\begin{aligned} B &= \frac{nw(v^2 - w^2)}{2} \int_0^\infty D_0(t) e^{-wt} dt \\ &= \frac{nw(v^2 - w^2)}{2} \int_0^\infty \left[\frac{w^2}{2v^2} t e^{-wt} + \frac{v^2 - w^2}{2v^3} (e^{-wt} - e^{-(v+w)t}) \right] dt \\ &= \frac{nw(v^2 - w^2)}{2} \left[\frac{w^2}{2v^2} \frac{1}{v^2} + \frac{v^2 - w^2}{2v^3} \left(\frac{1}{w} - \frac{1}{v+w} \right) \right] \\ &= \frac{n(v^2 - w^2)}{4v}. \end{aligned} \quad (4.154)$$

Inserting Eq. (4.140) with A and B , given by Eqs. (4.152) and (4.154), together with the ground-state energy of the model system [43] (an isotropic n -dimensional harmonic oscillator),

$$E_0 = \frac{n(v-w)}{2}, \quad (4.155)$$

into Eq. (4.141), we obtain

$$\begin{aligned} E &= \frac{n(v-w)}{2} - \frac{n(v^2 - w^2)}{4v} - \frac{2^{-3/2}\Gamma\left(\frac{n-1}{2}\right)\alpha}{\Gamma\left(\frac{n}{2}\right)} \int_0^\infty \frac{e^{-t}}{\sqrt{D_0(t)}} dt \\ &= \frac{n(v-w)^2}{4v} - \frac{\Gamma\left(\frac{n-1}{2}\right)\alpha}{2\sqrt{2}\Gamma\left(\frac{n}{2}\right)} \int_0^\infty \frac{e^{-t}}{\sqrt{D_0(t)}} dt. \end{aligned} \quad (4.156)$$

In order to make easier a comparison of E for n dimensions with the Feynman result [43] for 3D,

$$E_{3D}(\alpha) = \frac{3(v-w)^2}{4v} - \frac{1}{\sqrt{2\pi}}\alpha \int_0^\infty \frac{e^{-t}}{\sqrt{D_0(t)}} dt, \quad (4.157)$$

it is convenient to rewrite Eq. (4.156) in the form

$$E_{nD}(\alpha) = \frac{n}{3} \left[\frac{3(v-w)^2}{4v} - \frac{1}{\sqrt{2\pi}} \frac{3\sqrt{\pi}\Gamma(\frac{n-1}{2})}{2n\Gamma(\frac{n}{2})} \alpha \int_0^\infty \frac{e^{-t}}{\sqrt{D_0(t)}} dt \right]. \quad (4.158)$$

It is worth recalling that the parameters w and v must be determined by minimizing E . Thus, in the case of Eq. (4.158) one has to minimize the expression in the square brackets. The only difference of this expression from the r.h.s. of Eq. (4.157) is that α is multiplied by the factor

$$a_n = \frac{3\sqrt{\pi}\Gamma(\frac{n-1}{2})}{2n\Gamma(\frac{n}{2})}. \quad (4.159)$$

This means that the minimizing parameters w and v in nD at a given α will be exactly the same as those calculated in 3D for the Fröhlich constant as large as $a_n\alpha$:

$$v_{nD}(\alpha) = v_{3D}(a_n\alpha), \quad w_{nD}(\alpha) = w_{3D}(a_n\alpha). \quad (4.160)$$

Therefore, comparing Eq. (4.158) to Eq. (4.157), we obtain the scaling relation [84–86]

$$E_{nD}(\alpha) = \frac{n}{3} E_{3D}(a_n\alpha), \quad (4.161)$$

where a_n is given by Eq. (4.159). As discussed in Ref. [84], the above scaling relation is not an exact relation. It is valid for the Feynman polaron energy and also for the ground-state energy to order α . The next-order term (i.e., α^2) no longer satisfies Eq. (4.161). The reason is that in the exact calculation (to order α^2) the electron motion in the different space directions is coupled by the electron-phonon interaction. No such a coupling appears in the Feynman polaron model [see, e.g., Eq. (4.146)]; and this is the underlying reason for the validity of the scaling relation for the Feynman approximation.

In Refs. [84, 86], scaling relations are obtained also for the impedance function, the effective mass and the mobility of a polaron. The inverse of the impedance function $Z(\omega)$ is given by

$$\frac{1}{Z(\omega)} = \frac{i}{\omega - \Sigma(\omega)}, \quad (4.162)$$

where the memory function $\Sigma(\omega)$ can be expressed as [87]

$$\Sigma(z) = \frac{1}{z} \int_0^\infty dt (1 - e^{izt}) \text{Im} S(t), \quad (4.163)$$

with $z = \omega + i0^+$ and

$$S(t) = \sum_{\mathbf{k}} 2k_1^2 |V_{\mathbf{k}}|^2 e^{-k^2 D(t)} T(t), \quad (4.164)$$

$$T(t) = [1 + n(1)] e^t + n(1) e^{-it}, \quad (4.165)$$

$$D(t) = \frac{w^2}{2v^2} \left(-it + \frac{t^2}{\beta} \right) + \frac{v^2 - w^2}{2v^3} \left[1 - e^{-ivt} + 4n(v) \sin^2 \left(\frac{vt}{2} \right) \right]. \quad (4.166)$$

Here, β is the inverse temperature and $n(\omega)$ is the occupation number of phonons with frequency ω (recall that in our units $\omega_{\text{LO}} = 1$).

As implied from Eqs. (4.162) and (4.163), scaling of $\Sigma(\omega)$ and $Z(\omega)$ is determined by scaling of $S(t)$. For an isotropic crystal, since $|V_{\mathbf{k}}|^2$, $D(t)$ and $T(t)$ do not depend on the direction of \mathbf{k} , one can write $\sum_{\mathbf{k}} k_1^2 |V_{\mathbf{k}}|^2 e^{-k^2 D(t)} T(t) = \sum_{\mathbf{k}} k_2^2 |V_{\mathbf{k}}|^2 e^{-k^2 D(t)} T(t) = \dots = \sum_{\mathbf{k}} k_n^2 |V_{\mathbf{k}}|^2 e^{-k^2 D(t)} T(t)$, so that

$$S(t) = \frac{2}{n} \sum_{\mathbf{k}} k^2 |V_{\mathbf{k}}|^2 e^{-k^2 D(t)} T(t). \quad (4.167)$$

Inserting expression (4.140) for $|V_{\mathbf{k}}|^2$ and replacing the sum over \mathbf{k} by an integral, we have

$$\begin{aligned} S(t) &= \frac{2}{n} \frac{2^{n-3/2} \pi^{(n-1)/2} \Gamma\left(\frac{n-1}{2}\right) \alpha}{(2\pi)^n} \int d\Omega_n \int_0^\infty k^2 e^{-k^2 D(t)} T(t) dk \\ &= \frac{2}{n} \frac{2^{n-3/2} \pi^{(n-1)/2} \Gamma\left(\frac{n-1}{2}\right) \alpha}{(2\pi)^n} \frac{2\pi^{n/2}}{\Gamma\left(\frac{n}{2}\right)} \int_0^\infty k^2 e^{-k^2 D(t)} T(t) dk \\ &= \sqrt{\frac{2}{\pi}} \frac{\Gamma\left(\frac{n-1}{2}\right) \alpha}{n \Gamma\left(\frac{n}{2}\right)} \int_0^\infty k^2 e^{-k^2 D(t)} T(t) dk. \end{aligned} \quad (4.168)$$

In particular, for 3D one has from Eq. (4.168)

$$S_{3D}(\alpha; t) = \frac{2\sqrt{2}}{3\pi} \alpha \int_0^\infty k^2 e^{-k^2 D(t)} T(t) dk. \quad (4.169)$$

For nD , Eq. (4.168) can be rewritten in the form

$$\begin{aligned} S_{nD}(\alpha; t) &= \frac{2\sqrt{2}}{3\pi} \frac{3\sqrt{\pi} \Gamma\left(\frac{n-1}{2}\right)}{2n \Gamma\left(\frac{n}{2}\right)} \alpha \int_0^\infty k^2 e^{-k^2 D(t)} T(t) dk \\ &= \frac{2\sqrt{2}}{3\pi} a_n \alpha \int_0^\infty k^2 e^{-k^2 D(t)} T(t) dk. \end{aligned} \quad (4.170)$$

So, the only difference of the expression for $S_{3D}(t)$ from $S_{nD}(t)$ is that α is multiplied by a_n . Since for the minimizing parameters w and v , which enter $D(t)$, scaling is determined by the same product α with a_n [see Eq. (4.160)], we can write

$$S_{nD}(\alpha; t) = S_{3D}(a_n \alpha; t), \quad (4.171)$$

so that [86]

$$\Sigma_{nD}(\alpha; \omega) = \Sigma_{3D}(a_n \alpha; \omega), \quad (4.172)$$

and

$$Z_{nD}(\alpha; \omega) = Z_{3D}(a_n \alpha; \omega). \quad (4.173)$$

The polaron mass at zero temperature can be obtained from the impedance function as [87, 88]

$$\frac{m^*}{m_b} = 1 - \lim_{\omega \rightarrow 0} \frac{\text{Re} \Sigma(\omega)}{\omega}, \quad (4.174)$$

so that from the scaling relation (4.172) for the memory function we also have a scaling relation for the polaron mass [86]:

$$\frac{m_{nD}^*(\alpha)}{(m_b)_{nD}} = \frac{m_{3D}^*(a_n \alpha)}{(m_b)_{3D}}. \quad (4.175)$$

Since the mobility can be obtained from the memory function as [89]

$$\frac{1}{\mu} = -\frac{m_b}{e} \lim_{\omega \rightarrow 0} \frac{\text{Im} \Sigma(\omega)}{\omega}, \quad (4.176)$$

fulfilment of the scaling relation (4.172) implies also a scaling relation for the mobility [86]:

$$\mu_{nD}(\alpha) = \mu_{3D}(a_n \alpha). \quad (4.177)$$

In the important particular case of 2D, the above scaling relations take the form [84–86]:

$$E_{2D}(\alpha) = \frac{2}{3} E_{3D}\left(\frac{3\pi}{4} \alpha\right), \quad (4.178)$$

$$Z_{2D}(\alpha; \omega) = Z_{3D}\left(\frac{3\pi}{4} \alpha; \omega\right), \quad (4.179)$$

$$\frac{m_{2D}^*(\alpha)}{(m_b)_{2D}} = \frac{m_{3D}^*\left(\frac{3\pi}{4} \alpha\right)}{(m_b)_{3D}}, \quad (4.180)$$

$$\mu_{2D}(\alpha) = \mu_{3D}\left(\frac{3\pi}{4} \alpha\right). \quad (4.181)$$

2. *Check of the scaling relation for the path integral Monte Carlo result for the polaron free energy*

The fulfilment of the PD-scaling relation [86] is checked for the path integral Monte Carlo results [45] for the polaron free energy.

The path integral Monte Carlo results of Ref.[45] for the polaron free energy in 3D and in 2D are given for a few values of temperature and for some selected values of α . For a check of the scaling relation, the values of the polaron free energy at $\beta = 10$ are taken from Ref. [45] in 3D (Table I, for 4 values of α) and in 2D (Table II, for 2 values of α) and plotted in Fig. 11, upper panel, with squares and open circles, correspondingly.

The PD-scaling relation for the polaron ground-state energy as derived in Ref. [86] reads:

$$E_{2D}(\alpha) \equiv \frac{2}{3}E_{3D}\left(\frac{3\pi\alpha}{4}\right). \quad (4.182)$$

In Fig. 11, lower panel, the available data for the free energy from Ref [45] are plotted in the following form *inspired by the l.h.s. and the r.h.s parts of Eq. (1)*: $F_{2D}(\alpha)$ (squares) and $\frac{2}{3}F_{3D}\left(\frac{3\pi\alpha}{4}\right)$ (open triangles). As follows from the figure, *the path integral Monte Carlo results for the polaron free energy in 2D and 3D very closely follow the PD-scaling relation of the form given by Eq. (4.182)*:

$$F_{2D}(\alpha) \equiv \frac{2}{3}F_{3D}\left(\frac{3\pi\alpha}{4}\right). \quad (4.183)$$

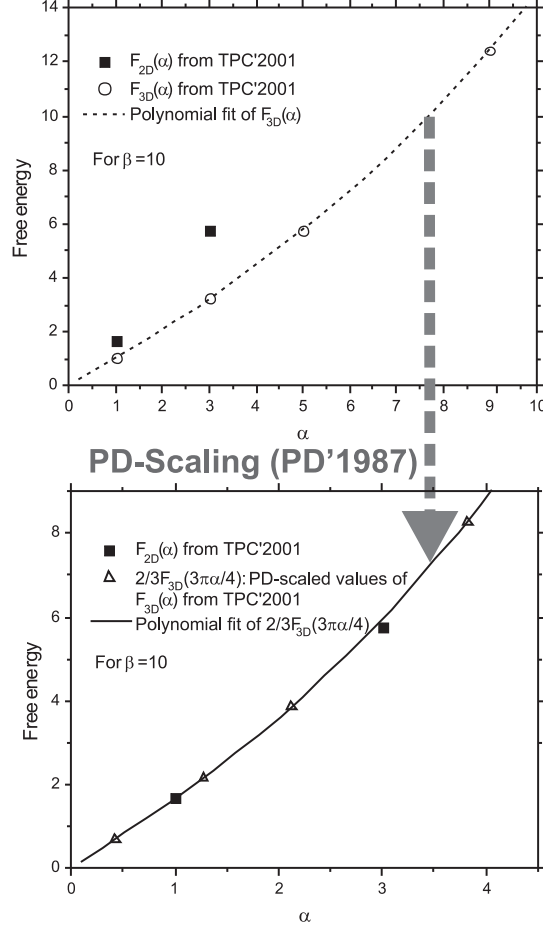


FIG. 11: *Upper panel:* The values of the polaron free energy in 3D (squares) and 2D (open circles) obtained by Ciuchi'2001 [45] for $\beta = 10$. The data for $F_{3D}(\alpha)$ are interpolated using a polynomial fit to the available four points (dotted line). *Lower panel:* Demonstration of the PD-scaling cf. PD'1987: the values of the polaron free energy in 2D obtained by Ciuchi'2001 [45] for $\beta = 10$ (squares) are very close to the **PD-scaled** according to PD'1987 [86] values of the polaron free energy in 3D from Ciuchi'2001 for $\beta = 10$ (open triangles). The data for $\frac{2}{3}F_{3D}(\frac{3\pi\alpha}{4})$ are interpolated using a polynomial fit to the available four points (solid line).

Appendix 1. Weak coupling: LLP approach

Inspired by the work of Tomonaga on quantum electrodynamics (Q. E. D.), Lee, Low and Pines (L.L.P.) [31] derived (1.22) and $m^* = m_b(1 + \alpha/6)$ from a canonical transformation formulation, which establishes (1.22) as a variational upper bound for the ground-state energy.

The wave equation corresponding to the Fröhlich Hamiltonian (1.16) is

$$H\Phi = E\Phi. \quad (4.184)$$

We shall take advantage of the fact that the total momentum of the system

$$\mathbf{P}_{op} = \sum_{\mathbf{k}} \hbar \mathbf{k} a_{\mathbf{k}}^{\dagger} a_{\mathbf{k}} + \mathbf{p} \quad (4.185)$$

(where $\mathbf{p} = -i\hbar\nabla$ is the momentum of the electron) is a constant of motion because it commutes with the Hamiltonian (1.16)

Indeed,

$$\begin{aligned} [\mathbf{p}, H] &= [\mathbf{p}, \sum_{\mathbf{k}} (V_{\mathbf{k}} a_{\mathbf{k}} e^{i\mathbf{k}\cdot\mathbf{r}} + V_{\mathbf{k}}^* a_{\mathbf{k}}^{\dagger} e^{-i\mathbf{k}\cdot\mathbf{r}})] = \sum_{\mathbf{k}} (V_{\mathbf{k}} a_{\mathbf{k}} [\mathbf{p}, e^{i\mathbf{k}\cdot\mathbf{r}}] + V_{\mathbf{k}}^* a_{\mathbf{k}}^{\dagger} [\mathbf{p}, e^{-i\mathbf{k}\cdot\mathbf{r}}]) \\ &= \sum_{\mathbf{k}} \hbar \mathbf{k} (V_{\mathbf{k}} a_{\mathbf{k}} e^{i\mathbf{k}\cdot\mathbf{r}} - V_{\mathbf{k}}^* a_{\mathbf{k}}^{\dagger} e^{-i\mathbf{k}\cdot\mathbf{r}}); \end{aligned}$$

$$\begin{aligned} \left[\sum_{\mathbf{k}} \hbar \mathbf{k} a_{\mathbf{k}}^{\dagger} a_{\mathbf{k}}, H \right] &= \left[\sum_{\mathbf{k}} \hbar \mathbf{k} a_{\mathbf{k}}^{\dagger} a_{\mathbf{k}}, \sum_{\mathbf{k}'} (V_{\mathbf{k}'} a_{\mathbf{k}'} e^{i\mathbf{k}'\cdot\mathbf{r}} + V_{\mathbf{k}'}^* a_{\mathbf{k}'}^{\dagger} e^{-i\mathbf{k}'\cdot\mathbf{r}}) \right] = \\ &= \sum_{\mathbf{k}} \hbar \mathbf{k} \left[a_{\mathbf{k}}^{\dagger} a_{\mathbf{k}}, (V_{\mathbf{k}} a_{\mathbf{k}} e^{i\mathbf{k}\cdot\mathbf{r}} + V_{\mathbf{k}}^* a_{\mathbf{k}}^{\dagger} e^{-i\mathbf{k}\cdot\mathbf{r}}) \right] = \\ &= \sum_{\mathbf{k}} \hbar \mathbf{k} \left\{ V_{\mathbf{k}} \left[a_{\mathbf{k}}^{\dagger} a_{\mathbf{k}}, a_{\mathbf{k}} \right] e^{i\mathbf{k}\cdot\mathbf{r}} + V_{\mathbf{k}}^* \left[a_{\mathbf{k}}^{\dagger} a_{\mathbf{k}}, a_{\mathbf{k}}^{\dagger} \right] e^{-i\mathbf{k}\cdot\mathbf{r}} \right\} = \\ &= - \sum_{\mathbf{k}} \hbar \mathbf{k} \left(V_{\mathbf{k}} a_{\mathbf{k}} e^{i\mathbf{k}\cdot\mathbf{r}} - V_{\mathbf{k}}^* a_{\mathbf{k}}^{\dagger} e^{-i\mathbf{k}\cdot\mathbf{r}} \right); \end{aligned}$$

$$[\mathbf{P}_{op}, H] = \left[\sum_{\mathbf{k}} \hbar \mathbf{k} a_{\mathbf{k}}^{\dagger} a_{\mathbf{k}} + \mathbf{p}, H \right] = 0. \quad (4.186)$$

Because of the commutation (4.186), the operators H and \mathbf{P}_{op} have a common set of basis functions: $H\Phi = E\Phi$ and $\mathbf{P}_{op}\Phi = \mathbf{P}\Phi$.

It is possible to transform to a representation in which \mathbf{P}_{op} becomes a “c” number \mathbf{P} , and in which the Hamiltonian no longer contains the electron coordinates. The unitary (canonical) transformation required is $\Phi = S_1\psi$, where

$$S_1 = \exp \left[\frac{i}{\hbar} (\mathbf{P} - \sum_{\mathbf{k}} \hbar \mathbf{k} a_{\mathbf{k}}^{\dagger} a_{\mathbf{k}}) \cdot \mathbf{r} \right]. \quad (4.187)$$

Derivation of the transformations of the operators.

$$\begin{aligned}
\mathbf{p} &\longrightarrow S_1^{-1} \mathbf{p} S_1 = \\
&= \exp \left[-\frac{i}{\hbar} (\mathbf{P} - \sum_{\mathbf{k}} \hbar \mathbf{k} a_{\mathbf{k}}^{\dagger} a_{\mathbf{k}}) \cdot \mathbf{r} \right] \mathbf{p} \exp \left[\frac{i}{\hbar} (\mathbf{P} - \sum_{\mathbf{k}} \hbar \mathbf{k} a_{\mathbf{k}}^{\dagger} a_{\mathbf{k}}) \cdot \mathbf{r} \right] \\
&= \exp \left[-\frac{i}{\hbar} (\mathbf{P} - \sum_{\mathbf{k}} \hbar \mathbf{k} a_{\mathbf{k}}^{\dagger} a_{\mathbf{k}}) \cdot \mathbf{r} \right] (-i\hbar \nabla) \exp \left[\frac{i}{\hbar} (\mathbf{P} - \sum_{\mathbf{k}} \hbar \mathbf{k} a_{\mathbf{k}}^{\dagger} a_{\mathbf{k}}) \cdot \mathbf{r} \right] \\
&= \exp \left[-\frac{i}{\hbar} (\mathbf{P} - \sum_{\mathbf{k}} \hbar \mathbf{k} a_{\mathbf{k}}^{\dagger} a_{\mathbf{k}}) \cdot \mathbf{r} \right] \left\{ (\mathbf{P} - \sum_{\mathbf{k}} \hbar \mathbf{k} a_{\mathbf{k}}^{\dagger} a_{\mathbf{k}}) \exp \left[\frac{i}{\hbar} (\mathbf{P} - \sum_{\mathbf{k}} \hbar \mathbf{k} a_{\mathbf{k}}^{\dagger} a_{\mathbf{k}}) \cdot \mathbf{r} \right] \right. \\
&\quad \left. + \exp \left[\frac{i}{\hbar} (\mathbf{P} - \sum_{\mathbf{k}} \hbar \mathbf{k} a_{\mathbf{k}}^{\dagger} a_{\mathbf{k}}) \cdot \mathbf{r} \right] (-i\hbar \nabla) \right\} \\
&= \mathbf{P} - \sum_{\mathbf{k}} \hbar \mathbf{k} a_{\mathbf{k}}^{\dagger} a_{\mathbf{k}} + \mathbf{p}, \tag{4.188}
\end{aligned}$$

$$\begin{aligned}
\mathbf{P}_{op} &\longrightarrow S_1^{-1} \mathbf{P}_{op} S_1 = \\
&= \exp \left[-\frac{i}{\hbar} (\mathbf{P} - \sum_{\mathbf{k}} \hbar \mathbf{k} a_{\mathbf{k}}^{\dagger} a_{\mathbf{k}}) \cdot \mathbf{r} \right] \left(\sum_{\mathbf{k}} \hbar \mathbf{k} a_{\mathbf{k}}^{\dagger} a_{\mathbf{k}} + \mathbf{p} \right) \exp \left[\frac{i}{\hbar} (\mathbf{P} - \sum_{\mathbf{k}} \hbar \mathbf{k} a_{\mathbf{k}}^{\dagger} a_{\mathbf{k}}) \cdot \mathbf{r} \right] \\
&= \exp \left[\frac{i}{\hbar} \sum_{\mathbf{k}} \hbar \mathbf{k} a_{\mathbf{k}}^{\dagger} a_{\mathbf{k}} \cdot \mathbf{r} \right] \sum_{\mathbf{k}} \hbar \mathbf{k} a_{\mathbf{k}}^{\dagger} a_{\mathbf{k}} \exp \left[-\frac{i}{\hbar} \sum_{\mathbf{k}} \hbar \mathbf{k} a_{\mathbf{k}}^{\dagger} a_{\mathbf{k}} \cdot \mathbf{r} \right] + S_1^{-1} \mathbf{p} S_1 \\
&= \sum_{\mathbf{k}} \hbar \mathbf{k} a_{\mathbf{k}}^{\dagger} a_{\mathbf{k}} + \mathbf{P} - \sum_{\mathbf{k}} \hbar \mathbf{k} a_{\mathbf{k}}^{\dagger} a_{\mathbf{k}} + \mathbf{p} = \mathbf{P} + \mathbf{p}, \tag{4.189}
\end{aligned}$$

$$\begin{aligned}
a_{\mathbf{k}} &\longrightarrow S_1^{-1} a_{\mathbf{k}} S_1 = \\
&= \exp \left[-\frac{i}{\hbar} (\mathbf{P} - \sum_{\mathbf{k}} \hbar \mathbf{k} a_{\mathbf{k}}^{\dagger} a_{\mathbf{k}}) \cdot \mathbf{r} \right] a_{\mathbf{k}} \exp \left[\frac{i}{\hbar} (\mathbf{P} - \sum_{\mathbf{k}} \hbar \mathbf{k} a_{\mathbf{k}}^{\dagger} a_{\mathbf{k}}) \cdot \mathbf{r} \right] \\
&= \exp \left[\frac{i}{\hbar} \sum_{\mathbf{k}} \hbar \mathbf{k} a_{\mathbf{k}}^{\dagger} a_{\mathbf{k}} \cdot \mathbf{r} \right] a_{\mathbf{k}} \exp \left[-\frac{i}{\hbar} \sum_{\mathbf{k}} \hbar \mathbf{k} a_{\mathbf{k}}^{\dagger} a_{\mathbf{k}} \cdot \mathbf{r} \right] \\
&= \exp \left[i \mathbf{k} a_{\mathbf{k}}^{\dagger} a_{\mathbf{k}} \cdot \mathbf{r} \right] a_{\mathbf{k}} \exp \left[-i \mathbf{k} a_{\mathbf{k}}^{\dagger} a_{\mathbf{k}} \cdot \mathbf{r} \right] \\
&= \exp \left[i \mathbf{k} a_{\mathbf{k}}^{\dagger} a_{\mathbf{k}} \cdot \mathbf{r} \right] a_{\mathbf{k}} \sum_{n=0}^{\infty} \frac{1}{n!} \left(-i \mathbf{k} a_{\mathbf{k}}^{\dagger} a_{\mathbf{k}} \cdot \mathbf{r} \right)^n \\
&= \exp \left[i \mathbf{k} a_{\mathbf{k}}^{\dagger} a_{\mathbf{k}} \cdot \mathbf{r} \right] \sum_{n=0}^{\infty} \frac{1}{n!} a_{\mathbf{k}} \left(-i \mathbf{k} a_{\mathbf{k}}^{\dagger} a_{\mathbf{k}} \cdot \mathbf{r} \right)^n \\
&= \exp \left[i \mathbf{k} \cdot \mathbf{r} a_{\mathbf{k}}^{\dagger} a_{\mathbf{k}} \right] \sum_{n=0}^{\infty} \frac{1}{n!} (-i \mathbf{k} \cdot \mathbf{r})^n a_{\mathbf{k}} \left(a_{\mathbf{k}}^{\dagger} a_{\mathbf{k}} \right)^n \stackrel{\text{see} (*)}{=} \\
&= \exp \left[i \mathbf{k} \cdot \mathbf{r} a_{\mathbf{k}}^{\dagger} a_{\mathbf{k}} \right] \sum_{n=0}^{\infty} \frac{1}{n!} [-i \mathbf{k} \cdot \mathbf{r} (a_{\mathbf{k}}^{\dagger} a_{\mathbf{k}} + 1)]^n a_{\mathbf{k}} \\
&= \exp \left[i \mathbf{k} \cdot \mathbf{r} a_{\mathbf{k}}^{\dagger} a_{\mathbf{k}} \right] \exp \left[-i \mathbf{k} \cdot \mathbf{r} (a_{\mathbf{k}}^{\dagger} a_{\mathbf{k}} + 1) \right] a_{\mathbf{k}} \\
&= a_{\mathbf{k}} \exp (-i \mathbf{k} \cdot \mathbf{r}).
\end{aligned} \tag{4.190}$$

Here the property was used:

$$a_{\mathbf{k}} \left(a_{\mathbf{k}}^{\dagger} a_{\mathbf{k}} \right)^n = \left(a_{\mathbf{k}}^{\dagger} a_{\mathbf{k}} + 1 \right)^n a_{\mathbf{k}}. \tag{*}$$

It is evident for $n = 0$. For $n = 1$ it is demonstrated as follows:

$$a_{\mathbf{k}} a_{\mathbf{k}}^{\dagger} = a_{\mathbf{k}}^{\dagger} a_{\mathbf{k}} + 1 \implies a_{\mathbf{k}} a_{\mathbf{k}}^{\dagger} a_{\mathbf{k}} = (a_{\mathbf{k}}^{\dagger} a_{\mathbf{k}} + 1) a_{\mathbf{k}};$$

then for $n \geq 2$ the validity of (*) is straightforwardly demonstrated by induction.

Finally,

$$a_{\mathbf{k}}^{\dagger} \longrightarrow S_1^{-1} a_{\mathbf{k}}^{\dagger} S_1 = [S_1^{-1} a_{\mathbf{k}} S_1]^{\dagger} = a_{\mathbf{k}}^{\dagger} \exp (i \mathbf{k} \cdot \mathbf{r}). \tag{4.191}$$

Using (4.188), (4.189), (4.190) and (4.191), one arrives at

$$H \longrightarrow \mathcal{H} = S_1^{-1} H S_1 = \frac{\left(\mathbf{P} - \sum_{\mathbf{k}} \hbar \mathbf{k} a_{\mathbf{k}}^{\dagger} a_{\mathbf{k}} \right)^2}{2m_b} + \sum_{\mathbf{k}} \hbar \omega_{\text{LO}} a_{\mathbf{k}}^{\dagger} a_{\mathbf{k}} + \sum_{\mathbf{k}} (V_{\mathbf{k}} a_{\mathbf{k}} + V_{\mathbf{k}}^* a_{\mathbf{k}}^{\dagger}), \tag{4.192}$$

where \mathbf{p} is set 0. ⁵ The wave equation (4.184) takes the form

$$HS_1\psi = ES_1\psi \implies \mathcal{H}\psi = E\psi. \quad (4.193)$$

Our aim is to calculate for a given momentum \mathbf{P} the lowest eigenvalue $E(P)$ of the Hamiltonian (4.192). For the low-lying energy levels of the electron $E(P)$ may be well represented by the first two terms of a power series expansion in P^2 : $E(P) = E_0 + P^2/2m_p + O(P^4)$, where m_p is the effective mass of the polaron.

The canonical transformation (4.187) formally eliminates the electron operators from the Hamiltonian. LLP use further a variational method of calculation. The trial wave function is chosen as

$$\psi = S_2\psi_0 \quad (4.194)$$

where ψ_0 is the eigenstate of the unperturbed Hamiltonian with no phonons present (vacuum state). Specifically, ψ_0 is defined by

$$a_{\mathbf{k}}\psi_0 = 0, \quad (\psi_0, \psi_0) = 1 \quad (4.195)$$

and the second canonical transformation:

$$S_2 = \exp \left[\sum_{\mathbf{k}} (a_{\mathbf{k}}^\dagger f_{\mathbf{k}} - a_{\mathbf{k}} f_{\mathbf{k}}^*) \right], \quad (4.196)$$

where $f_{\mathbf{k}}$ are treated as variational functions and will be chosen to minimize the energy. The physical significance of Eq. (4.196) is that it “dresses” the electron with the virtual phonon field, which describes the polarization. Viewed as a unitary transformation, S_2 is a *displacement* operator on $a_{\mathbf{k}}$ and $a_{\mathbf{k}}^\dagger$:

⁵Transformation of the equation $\mathbf{P}_{op}\Phi = \mathbf{P}\Phi$ leads to $S_1^{-1}\mathbf{P}_{op}S_1\psi = \mathbf{P}\psi$. At the same time, applying Eq. (4.189), we obtain $S_1^{-1}\mathbf{P}_{op}S_1 = \mathbf{P} + \mathbf{p}$. Setting the gauge $\mathbf{p}\psi = 0$ eliminates the operator \mathbf{p} from the problem.

$$\begin{aligned}
a_{\mathbf{k}} &\longrightarrow S_2^{-1} a_{\mathbf{k}} S_2 = \\
&= \exp \left[- \sum_{\mathbf{k}} (a_{\mathbf{k}}^\dagger f_{\mathbf{k}} - a_{\mathbf{k}} f_{\mathbf{k}}^*) \right] a_{\mathbf{k}} \exp \left[\sum_{\mathbf{k}} (a_{\mathbf{k}}^\dagger f_{\mathbf{k}} - a_{\mathbf{k}} f_{\mathbf{k}}^*) \right] \\
&= \exp \left[- (a_{\mathbf{k}}^\dagger f_{\mathbf{k}} - a_{\mathbf{k}} f_{\mathbf{k}}^*) \right] a_{\mathbf{k}} \exp \left[(a_{\mathbf{k}}^\dagger f_{\mathbf{k}} - a_{\mathbf{k}} f_{\mathbf{k}}^*) \right] \stackrel{\text{see(**)}}{=} \\
&= a_{\mathbf{k}} + \left[a_{\mathbf{k}}, (a_{\mathbf{k}}^\dagger f_{\mathbf{k}} - a_{\mathbf{k}} f_{\mathbf{k}}^*) \right] + \frac{1}{2} \left[\left[a_{\mathbf{k}}, (a_{\mathbf{k}}^\dagger f_{\mathbf{k}} - a_{\mathbf{k}} f_{\mathbf{k}}^*) \right], (a_{\mathbf{k}}^\dagger f_{\mathbf{k}} - a_{\mathbf{k}} f_{\mathbf{k}}^*) \right] + \dots \\
&= a_{\mathbf{k}} + f_{\mathbf{k}},
\end{aligned} \tag{4.197}$$

$$a_{\mathbf{k}}^\dagger \longrightarrow S_2^{-1} a_{\mathbf{k}}^\dagger S_2 = a_{\mathbf{k}}^\dagger + f_{\mathbf{k}}^*. \tag{4.198}$$

Here the relation was used

$$\exp[-V] a \exp[V] = a + [a, V] + \frac{1}{2} [[a, V], V] + \frac{1}{3!} [[[a, V], V], V] + \dots \quad (**)$$

Further we seek to minimize the expression for the energy,

$$E = (\psi, H\psi) = (\psi_0, S_2^{-1} \mathcal{H} S_2 \psi_0). \tag{4.199}$$

In virtue of (4.197) and (4.198), we obtain:

$$\begin{aligned}
S_2^{-1} \mathcal{H} S_2 &= \frac{\left[\mathbf{P} - \sum_{\mathbf{k}} \hbar \mathbf{k} (a_{\mathbf{k}}^\dagger + f_{\mathbf{k}}^*) (a_{\mathbf{k}} + f_{\mathbf{k}}) \right]^2}{2m_b} \\
&+ \sum_{\mathbf{k}} \hbar \omega_{\text{LO}} (a_{\mathbf{k}}^\dagger + f_{\mathbf{k}}^*) (a_{\mathbf{k}} + f_{\mathbf{k}}) + \sum_{\mathbf{k}} \left[V_k (a_{\mathbf{k}} + f_{\mathbf{k}}) + V_k^* (a_{\mathbf{k}}^\dagger + f_{\mathbf{k}}^*) \right] \\
&= \frac{\left[(\mathbf{P} - \sum_{\mathbf{k}} \hbar \mathbf{k} a_{\mathbf{k}}^\dagger a_{\mathbf{k}}) - \sum_{\mathbf{k}} \hbar \mathbf{k} |f_{\mathbf{k}}|^2 - \sum_{\mathbf{k}} \hbar \mathbf{k} (a_{\mathbf{k}}^\dagger f_{\mathbf{k}} + a_{\mathbf{k}} f_{\mathbf{k}}^*) \right]^2}{2m_b} \\
&+ \sum_{\mathbf{k}} \hbar \omega_{\text{LO}} (a_{\mathbf{k}}^\dagger a_{\mathbf{k}} + |f_{\mathbf{k}}|^2 + a_{\mathbf{k}}^\dagger f_{\mathbf{k}} + a_{\mathbf{k}} f_{\mathbf{k}}^*) \\
&+ \sum_{\mathbf{k}} \left[V_k (a_{\mathbf{k}} + f_{\mathbf{k}}) + V_k^* (a_{\mathbf{k}}^\dagger + f_{\mathbf{k}}^*) \right] \\
&= H_0 + H_1,
\end{aligned}$$

where

$$\begin{aligned}
H_0 = & \frac{[(\mathbf{P} - \sum_{\mathbf{k}} \hbar \mathbf{k} a_{\mathbf{k}}^\dagger a_{\mathbf{k}})]^2 + [\sum_{\mathbf{k}} \hbar \mathbf{k} |f_{\mathbf{k}}|^2]^2}{2m_b} + \sum_{\mathbf{k}} [V_k f_{\mathbf{k}} + V_k^* f_{\mathbf{k}}^*] \\
& + \sum_{\mathbf{k}} |f_{\mathbf{k}}|^2 \left\{ \hbar \omega_{\text{LO}} - \frac{\hbar \mathbf{k} \cdot \mathbf{P}}{m_b} + \frac{\hbar^2 k^2}{2m_b} \right\} + \frac{\hbar^2}{m_b} \sum_{\mathbf{k}} \mathbf{k} a_{\mathbf{k}}^\dagger a_{\mathbf{k}} \cdot \sum_{\mathbf{k}'} \mathbf{k}' |f_{\mathbf{k}'}|^2 \\
& + \sum_{\mathbf{k}} a_{\mathbf{k}} \left\{ V_k + f_{\mathbf{k}}^* \left[\hbar \omega_{\text{LO}} - \frac{\hbar \mathbf{k} \cdot \mathbf{P}}{m_b} + \frac{\hbar^2 k^2}{2m_b} + \frac{\hbar^2 \mathbf{k}}{m_b} \cdot \sum_{\mathbf{k}'} \mathbf{k}' |f_{\mathbf{k}'}|^2 \right] \right\} \\
& + \sum_{\mathbf{k}} a_{\mathbf{k}}^\dagger \left\{ V_k^* + f_{\mathbf{k}} \left[\hbar \omega_{\text{LO}} - \frac{\hbar \mathbf{k} \cdot \mathbf{P}}{m_b} + \frac{\hbar^2 k^2}{2m_b} + \frac{\hbar^2 \mathbf{k}}{m_b} \cdot \sum_{\mathbf{k}'} \mathbf{k}' |f_{\mathbf{k}'}|^2 \right] \right\} \\
& + \sum_{\mathbf{k}} \hbar \omega_{\text{LO}} a_{\mathbf{k}}^\dagger a_{\mathbf{k}}; \tag{4.200}
\end{aligned}$$

$$\begin{aligned}
H_1 = & \sum_{\mathbf{k}, \mathbf{k}'} \frac{\hbar^2 \mathbf{k} \cdot \mathbf{k}'}{2m_b} \left\{ a_{\mathbf{k}} a_{\mathbf{k}'} f_{\mathbf{k}}^* f_{\mathbf{k}'}^* + 2a_{\mathbf{k}}^\dagger a_{\mathbf{k}'} f_{\mathbf{k}} f_{\mathbf{k}'}^* + a_{\mathbf{k}}^\dagger a_{\mathbf{k}'}^\dagger f_{\mathbf{k}} f_{\mathbf{k}'} \right\} + \\
& + \sum_{\mathbf{k}, \mathbf{k}'} \frac{\hbar^2 \mathbf{k} \cdot \mathbf{k}'}{2m_b} \left\{ a_{\mathbf{k}}^\dagger a_{\mathbf{k}} a_{\mathbf{k}'} f_{\mathbf{k}'}^* + a_{\mathbf{k}'}^\dagger a_{\mathbf{k}}^\dagger a_{\mathbf{k}} f_{\mathbf{k}'} \right\}.
\end{aligned}$$

Using (4.195), we obtain from (4.199) that

$$\begin{aligned}
E = H_0 = & \frac{P^2 + [\sum_{\mathbf{k}} \hbar \mathbf{k} |f_{\mathbf{k}}|^2]^2}{2m_b} + \sum_{\mathbf{k}} [V_k f_{\mathbf{k}} + V_k^* f_{\mathbf{k}}^*] \\
& + \sum_{\mathbf{k}} |f_{\mathbf{k}}|^2 \left\{ \hbar \omega_{\text{LO}} - \frac{\hbar \mathbf{k} \cdot \mathbf{P}}{m_b} + \frac{\hbar^2 k^2}{2m_b} \right\}. \tag{4.201}
\end{aligned}$$

We minimize (4.201) by imposing

$$\frac{\delta E}{\delta f_{\mathbf{k}}} = 0, \quad \frac{\delta E}{\delta f_{\mathbf{k}}^\dagger} = 0.$$

This results in

$$V_k + f_{\mathbf{k}}^* \left\{ \hbar \omega_{\text{LO}} - \frac{\hbar \mathbf{k} \cdot \mathbf{P}}{m_b} + \frac{\hbar^2 k^2}{2m_b} + \frac{\hbar^2}{m_b} \left[\sum_{\mathbf{k}'} \hbar \mathbf{k}' |f_{\mathbf{k}'}|^2 \right] \cdot \mathbf{k} \right\} = 0 \tag{4.202}$$

and the appropriate complex conjugate equation for $f_{\mathbf{k}}$. Upon comparing (4.202) and (4.200), we see that the linear terms in $a_{\mathbf{k}}^\dagger$ and $a_{\mathbf{k}}$ are identically zero if (4.202) is satisfied, and hence that H_0 is diagonal in a representation in which $a_{\mathbf{k}}^\dagger a_{\mathbf{k}}$ is diagonal. So, the variational calculation by LLP is equivalent to the use of (4.200) as the total Hamiltonian provided $f_{\mathbf{k}}^*$

satisfies (4.202). An estimate of the accuracy of the LLP variational procedure was obtained by an estimate of the effect of H_1 using a perturbation theory.

Now we evaluate the energy of the ground state of the system, which is given by Eq. (4.201) with $f_{\mathbf{k}}^*$ satisfying Eq. (4.202). The only preferred direction in this problem is \mathbf{P} . Therefore one may introduce the parameter η defined as

$$\eta \mathbf{P} = \sum_{\mathbf{k}} \hbar \mathbf{k} |f_{\mathbf{k}}|^2. \quad (4.203)$$

Then Eq. (4.202) leads to

$$f_{\mathbf{k}}^* = -V_k \left/ \left[\hbar \omega_{\text{LO}} - \frac{\hbar \mathbf{k} \cdot \mathbf{P}}{m_b} (1 - \eta) + \frac{\hbar^2 k^2}{2m_b} \right] \right., \quad (4.204)$$

and we obtain the following implicit equation for η :

$$\begin{aligned} \eta \mathbf{P} &= \sum_{\mathbf{k}} \hbar \mathbf{k} |V_k|^2 \left/ \left[\hbar \omega_{\text{LO}} - \frac{\hbar \mathbf{k} \cdot \mathbf{P}}{m_b} (1 - \eta) + \frac{\hbar^2 k^2}{2m_b} \right]^2 \right. \\ &= \frac{V}{(2\pi)^3} \int d^3k \hbar \mathbf{k} \left(\frac{\hbar \omega_{\text{LO}}}{k} \right)^2 \frac{4\pi\alpha}{V} \left(\frac{\hbar}{2m_b \omega_{\text{LO}}} \right)^{\frac{1}{2}} \left/ \left[\hbar \omega_{\text{LO}} - \frac{\hbar \mathbf{k} \cdot \mathbf{P}}{m_b} (1 - \eta) + \frac{\hbar^2 k^2}{2m_b} \right]^2 \right. . \end{aligned}$$

Let us introduce spherical coordinates with a polar axis along \mathbf{P} and denote $x = \cos(\mathbf{k} \cdot \mathbf{P})$:

$$\begin{aligned} \eta P &= \frac{\alpha \hbar^3 \omega_{\text{LO}}^2}{2\pi^2} \left(\frac{\hbar}{2m_b \omega_{\text{LO}}} \right)^{\frac{1}{2}} 2\pi \int_{-1}^1 dx x \int_0^\infty dk k \left/ \left[\hbar \omega_{\text{LO}} - \frac{\hbar k P x}{m_b} (1 - \eta) + \frac{\hbar^2 k^2}{2m_b} \right]^2 \right. \\ &= \frac{\alpha \hbar}{2\pi^2} \left(\frac{\hbar}{2m_b \omega_{\text{LO}}} \right)^{\frac{1}{2}} 2\pi \int_{-1}^1 dx x \int_0^\infty dk k \left/ \left[1 - 2 \frac{\hbar k P x}{2m_b \hbar \omega_{\text{LO}}} (1 - \eta) + \frac{\hbar^2 k^2}{2m_b \hbar \omega_{\text{LO}}} \right]^2 \right. . \end{aligned}$$

Further, we introduce the parameter

$$q = \frac{P}{(2m_b \hbar \omega_{\text{LO}})^{1/2}} (1 - \eta) \quad (4.205)$$

and a new variable

$$\kappa = \frac{\hbar k}{(2m_b \hbar \omega_{\text{LO}})^{1/2}}.$$

This gives

$$\begin{aligned}
\eta &= \frac{\alpha \hbar}{\pi} \left(\frac{\hbar}{2m_b \omega_{\text{LO}}} \right)^{\frac{1}{2}} \frac{2m_b \hbar \omega_{\text{LO}}}{\hbar^2 P} \int_{-1}^1 dx x \int_0^\infty d\kappa \kappa / [1 - 2q\kappa x + \kappa^2]^2 \\
&= \frac{\alpha (2m_b \hbar \omega_{\text{LO}})^{1/2}}{\pi P} \int_{-1}^1 dx x \int_0^\infty d\kappa \kappa / [(\kappa - qx)^2 + (1 - q^2 x^2)]^2 \\
&= \frac{\alpha (2m_b \hbar \omega_{\text{LO}})^{1/2}}{\pi P} \int_{-1}^1 dx x \int_{-qx}^\infty d\kappa (\kappa + qx) / [\kappa^2 + (1 - q^2 x^2)]^2 \\
&= \frac{\alpha (2m_b \hbar \omega_{\text{LO}})^{1/2}}{\pi P} \int_{-1}^1 dx x \left\{ \begin{aligned} & -\frac{1}{2[\kappa^2 + (1 - q^2 x^2)]} \\ & + qx \left[\frac{\kappa}{2(1 - q^2 x^2)[\kappa^2 + (1 - q^2 x^2)]} + \frac{1}{2(1 - q^2 x^2)^{3/2}} \arctan \left(\frac{\kappa}{[1 - q^2 x^2]^{1/2}} \right) \right] \end{aligned} \right\} \Big|_{-qx}^\infty \\
&= \frac{\alpha (2m_b \hbar \omega_{\text{LO}})^{1/2}}{\pi P} \int_{-1}^1 dx x \left\{ \frac{1}{2} + \frac{qx\pi}{4(1 - q^2 x^2)^{3/2}} + \frac{q^2 x^2}{2(1 - q^2 x^2)} + \frac{qx}{2(1 - q^2 x^2)^{3/2}} \arcsin(qx) \right\}.
\end{aligned}$$

\Downarrow

$$\begin{aligned}
\eta &= \frac{\alpha (2m_b \hbar \omega_{\text{LO}})^{1/2}}{\pi P} \frac{q\pi}{4} \int_{-1}^1 \frac{x^2}{(1 - q^2 x^2)^{3/2}} dx \\
&= \frac{\alpha}{4} (1 - \eta) \int_{-1}^1 \frac{x^2}{(1 - q^2 x^2)^{3/2}} dx \\
&= \frac{\alpha}{2} (1 - \eta) \frac{q - \sqrt{1 - q^2} \arcsin(q)}{q^3 \sqrt{1 - q^2}} \\
&= \frac{\alpha (1 - \eta)}{2 \left(\frac{P}{(2m_b \hbar \omega_{\text{LO}})^{1/2}} (1 - \eta) \right)^3} \left(\frac{q}{\sqrt{1 - q^2}} - \arcsin(q) \right) \\
&= \frac{\alpha}{2 (1 - \eta)^2} \left(\frac{2m_b \hbar \omega_{\text{LO}}}{P^2} \right)^{3/2} \left(\frac{q}{\sqrt{1 - q^2}} - \arcsin(q) \right)
\end{aligned}$$

So, we have arrived at the equation

$$\eta (1 - \eta)^2 = \frac{\alpha}{2} \left(\frac{2m_b \hbar \omega_{\text{LO}}}{P^2} \right)^{3/2} \left(\frac{q}{\sqrt{1 - q^2}} - \arcsin(q) \right), \quad (4.206)$$

or equivalently, using the definition (4.205),

$$\frac{\eta}{1 - \eta} = \frac{\alpha}{2q^3} \left(\frac{q}{\sqrt{1 - q^2}} - \arcsin(q) \right). \quad (4.207)$$

Using Eqs. (4.203) and (4.204), we can simplify the energy (4.201) as follows:

$$\begin{aligned}
E &= \frac{P^2 + (\eta \mathbf{P})^2}{2m_b} - 2 \sum_{\mathbf{k}} \frac{|V_{\mathbf{k}}|^2}{\hbar \omega_{\text{LO}} - \frac{\hbar \mathbf{k} \cdot \mathbf{P}}{m_b} (1 - \eta) + \frac{\hbar^2 k^2}{2m_b}} \\
&+ \sum_{\mathbf{k}} \frac{|V_{\mathbf{k}}|^2}{\left(\hbar \omega_{\text{LO}} - \frac{\hbar \mathbf{k} \cdot \mathbf{P}}{m_b} (1 - \eta) + \frac{\hbar^2 k^2}{2m_b} \right)^2} \left(\hbar \omega_{\text{LO}} - \frac{\hbar \mathbf{k} \cdot \mathbf{P}}{m_b} + \frac{\hbar^2 k^2}{2m_b} \right)
\end{aligned}$$

$$\begin{aligned}
&= \frac{(1 + \eta^2) P^2}{2m_b} - 2 \sum_{\mathbf{k}} \frac{|V_k|^2}{\hbar\omega_{\text{LO}} - \frac{\hbar\mathbf{k}\cdot\mathbf{P}}{m_b}(1 - \eta) + \frac{\hbar^2 k^2}{2m_b}} \\
&+ \sum_{\mathbf{k}} \frac{|V_k|^2}{\left(\hbar\omega_{\text{LO}} - \frac{\hbar\mathbf{k}\cdot\mathbf{P}}{m_b}(1 - \eta) + \frac{\hbar^2 k^2}{2m_b}\right)^2} \left(\hbar\omega_{\text{LO}} - \frac{\hbar\mathbf{k}\cdot\mathbf{P}}{m_b}(1 - \eta + \eta) + \frac{\hbar^2 k^2}{2m_b} \right) \\
&= \frac{(1 + \eta^2) P^2}{2m_b} - 2 \sum_{\mathbf{k}} \frac{|V_k|^2}{\hbar\omega_{\text{LO}} - \frac{\hbar\mathbf{k}\cdot\mathbf{P}}{m_b}(1 - \eta) + \frac{\hbar^2 k^2}{2m_b}} \\
&+ \sum_{\mathbf{k}} \frac{|V_k|^2}{\left(\hbar\omega_{\text{LO}} - \frac{\hbar\mathbf{k}\cdot\mathbf{P}}{m_b}(1 - \eta) + \frac{\hbar^2 k^2}{2m_b}\right)^2} \left(\hbar\omega_{\text{LO}} - \frac{\hbar\mathbf{k}\cdot\mathbf{P}}{m_b}(1 - \eta) + \frac{\hbar^2 k^2}{2m_b} \right) \\
&- \sum_{\mathbf{k}} \frac{|V_k|^2}{\left(\hbar\omega_{\text{LO}} - \frac{\hbar\mathbf{k}\cdot\mathbf{P}}{m_b}(1 - \eta) + \frac{\hbar^2 k^2}{2m_b}\right)^2} \left(\frac{\hbar\mathbf{k}\cdot\mathbf{P}}{m_b} \eta \right) \\
&= \frac{(1 + \eta^2) P^2}{2m_b} - 2 \sum_{\mathbf{k}} \frac{|V_k|^2}{\hbar\omega_{\text{LO}} - \frac{\hbar\mathbf{k}\cdot\mathbf{P}}{m_b}(1 - \eta) + \frac{\hbar^2 k^2}{2m_b}} \\
&+ \sum_{\mathbf{k}} \frac{|V_k|^2}{\hbar\omega_{\text{LO}} - \frac{\hbar\mathbf{k}\cdot\mathbf{P}}{m_b}(1 - \eta) + \frac{\hbar^2 k^2}{2m_b}} \\
&- \left(\frac{\mathbf{P}}{m_b} \eta \right) \cdot \sum_{\mathbf{k}} \frac{\hbar\mathbf{k} |V_k|^2}{\left(\hbar\omega_{\text{LO}} - \frac{\hbar\mathbf{k}\cdot\mathbf{P}}{m_b}(1 - \eta) + \frac{\hbar^2 k^2}{2m_b}\right)^2} \\
&= \frac{(1 + \eta^2) P^2}{2m_b} - \sum_{\mathbf{k}} \frac{|V_k|^2}{\hbar\omega_{\text{LO}} - \frac{\hbar\mathbf{k}\cdot\mathbf{P}}{m_b}(1 - \eta) + \frac{\hbar^2 k^2}{2m_b}} - \left(\frac{\mathbf{P}}{m_b} \eta \right) \cdot \sum_{\mathbf{k}} \hbar\mathbf{k} |f_{\mathbf{k}}|^2 \\
&= \frac{(1 + \eta^2) P^2}{2m_b} - \left(\frac{\mathbf{P}}{m_b} \eta \right) \cdot \eta \mathbf{P} - \sum_{\mathbf{k}} \frac{|V_k|^2}{\hbar\omega_{\text{LO}} - \frac{\hbar\mathbf{k}\cdot\mathbf{P}}{m_b}(1 - \eta) + \frac{\hbar^2 k^2}{2m_b}} \\
&\quad \Downarrow \\
&E = \frac{P^2}{2m_b} (1 - \eta^2) - \sum_{\mathbf{k}} \frac{|V_k|^2}{\hbar\omega_{\text{LO}} - \frac{\hbar\mathbf{k}\cdot\mathbf{P}}{m_b}(1 - \eta) + \frac{\hbar^2 k^2}{2m_b}}. \tag{4.208}
\end{aligned}$$

The sum over \mathbf{k} in Eq. (4.208) is calculated as follows:

$$\begin{aligned}
& \sum_{\mathbf{k}} \frac{|V_k|^2}{\hbar\omega_{\text{LO}} - \frac{\hbar\mathbf{k}\cdot\mathbf{P}}{m_b}(1-\eta) + \frac{\hbar^2k^2}{2m_b}} \\
&= \frac{V}{(2\pi)^3} \int d\mathbf{k} \frac{\left(\frac{\hbar\omega_{\text{LO}}}{k} \left(\frac{4\pi\alpha}{V} \right)^{\frac{1}{2}} \left(\frac{\hbar}{2m_b\omega_{\text{LO}}} \right)^{\frac{1}{4}} \right)^2}{\hbar\omega_{\text{LO}} - \frac{\hbar\mathbf{k}\cdot\mathbf{P}}{m_b}(1-\eta) + \frac{\hbar^2k^2}{2m_b}} \\
&= \frac{V}{(2\pi)^3} \hbar^2\omega_{\text{LO}}^2 \left(\frac{4\pi\alpha}{V} \right) \left(\frac{\hbar}{2m_b\omega_{\text{LO}}} \right)^{\frac{1}{2}} \int d\mathbf{k} \frac{1}{k^2 \left[\hbar\omega_{\text{LO}} - \frac{\hbar\mathbf{k}\cdot\mathbf{P}}{m_b}(1-\eta) + \frac{\hbar^2k^2}{2m_b} \right]} \\
&= \frac{m_b\omega_{\text{LO}}^2\alpha}{\pi^2} \left(\frac{\hbar}{2m_b\omega_{\text{LO}}} \right)^{\frac{1}{2}} \int d\mathbf{k} \frac{1}{k^2 \left(k^2 - 2\frac{\mathbf{k}\cdot\mathbf{P}}{\hbar}(1-\eta) + \frac{2m_b\omega_{\text{LO}}}{\hbar} \right)}.
\end{aligned}$$

For the calculation of this integral, we can use the auxiliary identity

$$\frac{1}{ab} = \int_0^1 \frac{1}{[ax + b(1-x)]^2}. \quad (4.209)$$

Setting

$$\begin{aligned}
a &= k^2 - 2\frac{\mathbf{k}\cdot\mathbf{P}}{\hbar}(1-\eta) + \frac{2m_b\omega_{\text{LO}}}{\hbar}, \\
b &= k^2,
\end{aligned}$$

we find

$$\begin{aligned}
& \sum_{\mathbf{k}} \frac{|V_k|^2}{\hbar\omega_{\text{LO}} - \frac{\hbar\mathbf{k}\cdot\mathbf{P}}{m_b}(1-\eta) + \frac{\hbar^2k^2}{2m_b}} \\
&= \frac{m_b\omega_{\text{LO}}^2\alpha}{\pi^2} \left(\frac{\hbar}{2m_b\omega_{\text{LO}}} \right)^{\frac{1}{2}} \int_0^1 dx \int d\mathbf{k} \frac{1}{[x(k^2 - 2\frac{\mathbf{k}\cdot\mathbf{P}}{\hbar}(1-\eta) + \frac{2m_b\omega_{\text{LO}}}{\hbar}) + (1-x)k^2]^2} \\
&= \frac{m_b\omega_{\text{LO}}^2\alpha}{\pi^2} \left(\frac{\hbar}{2m_b\omega_{\text{LO}}} \right)^{\frac{1}{2}} \int_0^1 dx \int d\mathbf{k} \frac{1}{(k^2 - 2\frac{\mathbf{k}\cdot\mathbf{P}}{\hbar}(1-\eta)x + \frac{2m_b\omega_{\text{LO}}}{\hbar}x)^2} \\
&= \frac{m_b\omega_{\text{LO}}^2\alpha}{\pi^2} \left(\frac{\hbar}{2m_b\omega_{\text{LO}}} \right)^{\frac{1}{2}} \int_0^1 dx \int d\mathbf{k} \frac{1}{\left((\mathbf{k} - \frac{\mathbf{P}}{\hbar}(1-\eta)x)^2 + \frac{2m_b\omega_{\text{LO}}}{\hbar}x - \frac{P^2}{\hbar^2}(1-\eta)^2x^2 \right)^2} \\
&= \frac{m_b\omega_{\text{LO}}^2\alpha}{\pi^2} \left(\frac{\hbar}{2m_b\omega_{\text{LO}}} \right)^{\frac{1}{2}} \int_0^1 dx \int d\mathbf{k} \frac{1}{(k^2 + \frac{2m_b\omega_{\text{LO}}}{\hbar}x - \frac{P^2}{\hbar^2}(1-\eta)^2x^2)^2}
\end{aligned}$$

As long as $P^2/(2m_b)$ is sufficiently small so that no spontaneous emission can occur (roughly $P^2/(2m_b) \lesssim \hbar\omega_{\text{LO}}$), the quantity

$$A \equiv \frac{2m_b\omega_{\text{LO}}}{\hbar}x - \frac{P^2}{\hbar^2}(1-\eta)^2x^2$$

is supposed to be positive for $0 < x < 1$. Therefore, we can use the integral

$$\int \frac{1}{(k^2 + A)^2} d\mathbf{k} = \frac{\pi^2}{\sqrt{A}},$$

what gives

$$\begin{aligned} & \sum_{\mathbf{k}} \frac{|V_{\mathbf{k}}|^2}{\hbar\omega_{\text{LO}} - \frac{\hbar\mathbf{k}\cdot\mathbf{P}}{m_b}(1-\eta) + \frac{\hbar^2k^2}{2m_b}} \\ &= \frac{m_b\omega_{\text{LO}}^2\alpha}{\pi^2} \left(\frac{\hbar}{2m_b\omega_{\text{LO}}}\right)^{\frac{1}{2}} \int_0^1 dx \frac{\pi^2}{\sqrt{\frac{2m_b\omega_{\text{LO}}}{\hbar}x - \frac{P^2}{\hbar^2}(1-\eta)^2x^2}} \\ &= \frac{1}{2}\alpha\hbar\omega_{\text{LO}} \int_0^1 dx \frac{1}{\sqrt{x - \frac{(1-\eta)^2P^2}{2m_b\hbar\omega_{\text{LO}}}x^2}} \\ &= \frac{1}{2}\alpha\hbar\omega_{\text{LO}} \int_0^1 dx \frac{1}{\sqrt{x - q^2x^2}}. \end{aligned}$$

We change the variable $x = t^2$, what gives

$$\int_0^1 \frac{1}{\sqrt{x - q^2x^2}} dx = 2 \int_0^1 \frac{1}{\sqrt{1 - q^2t^2}} dt = \frac{2}{q} \arcsin q,$$

and hence

$$\sum_{\mathbf{k}} \frac{|V_{\mathbf{k}}|^2}{\hbar\omega_{\text{LO}} - \frac{\hbar\mathbf{k}\cdot\mathbf{P}}{m_b}(1-\eta) + \frac{\hbar^2k^2}{2m_b}} = \frac{\alpha\hbar\omega_{\text{LO}}}{q} \arcsin q. \quad (4.210)$$

As a result, the energy (4.208) is expressed in a closed form

$$E = \frac{P^2}{2m_b} (1 - \eta^2) - \frac{\alpha\hbar\omega_{\text{LO}}}{q} \arcsin q. \quad (4.211)$$

Further, we expand the r.h.s. of Eq. (4.207) to the second order in powers of P (or, what is the same, in powers of q) using the relation

$$\frac{q}{\sqrt{1 - q^2}} - \arcsin(q) = \frac{1}{3}q^3 + O(q^5) \quad (4.212)$$

what results in

$$\frac{\eta}{1 - \eta} = \frac{\alpha}{2q^3} \left[\frac{1}{3}q^3 + O(q^5) \right] = \frac{\alpha}{6} + O(q^2).$$

Solving this equation for η , we find

$$\eta = \frac{\alpha/6}{1 + \alpha/6} + O\left(\frac{P^2}{2m_b\hbar\omega_{\text{LO}}}\right). \quad (4.213)$$

We also apply the expansion in powers of q up to $\sim q^2$ to the energy (4.211):

$$\begin{aligned}
E &= \frac{P^2}{2m_b} (1 - \eta^2) - \frac{\alpha \hbar \omega_{\text{LO}}}{q} \left(q + \frac{1}{6} q^3 + O(q^5) \right) \\
&= \frac{P^2}{2m_b} (1 - \eta^2) - \alpha \hbar \omega_{\text{LO}} - \frac{1}{6} \alpha \hbar \omega_{\text{LO}} q^2 + \hbar \omega_{\text{LO}} O(q^4) \\
&= -\alpha \hbar \omega_{\text{LO}} + \frac{P^2}{2m_b} (1 - \eta^2) - \frac{\alpha P^2 (1 - \eta)^2}{12m_b} + \hbar \omega_{\text{LO}} O(q^4) \\
&= -\alpha \hbar \omega_{\text{LO}} + \frac{P^2}{2m_b} (1 - \eta^2) - \frac{\alpha P^2 (1 - \eta)^2}{12m_b} + \hbar \omega_{\text{LO}} O(q^4) \\
&= -\alpha \hbar \omega_{\text{LO}} + \frac{P^2}{12m_b} (1 - \eta) ((6 + \alpha) \eta - \alpha + 6) + \hbar \omega_{\text{LO}} O(q^4) \\
&= -\alpha \hbar \omega_{\text{LO}} + \frac{P^2}{12m_b} \left(1 - \frac{\alpha/6}{1 + \alpha/6} \right) \left((6 + \alpha) \frac{\alpha/6}{1 + \alpha/6} - \alpha + 6 \right) + \hbar \omega_{\text{LO}} O(q^4) \\
&= -\alpha \hbar \omega_{\text{LO}} + \frac{P^2}{2m_b (1 + \alpha/6)} + \hbar \omega_{\text{LO}} O(q^4).
\end{aligned}$$

Finally, we have arrived at the LLP polaron energy

$$E = -\alpha \hbar \omega_{\text{LO}} + \frac{P^2}{2m_b (1 + \alpha/6)} + \hbar \omega_{\text{LO}} O \left(\left(\frac{P^2}{2m_b \hbar \omega_{\text{LO}}} \right)^2 \right). \quad (4.214)$$

Appendix 2. Expansion in Stieltjes continuous fractions [54]

In this derivation it is shown that the approximation used in the evaluation of the function, which determines the polaron mass [see Eqs. (40) and (B1) from Ref. [54]]

$$g(k, z) = \int_{-\infty}^0 d\tau e^{iz\tau} \exp[-k^2 C(0)] \exp[k^2 C(\tau)] \quad (4.215)$$

with

$$C(\tau) = \frac{1}{3} \sum_{k'} \frac{k'^2}{m^2} |f_{k'}|^2 \frac{e^{i\gamma_{k'} \tau}}{\gamma_{k'}^2} \quad (4.216)$$

is equivalent to an expansion in a continued fraction limited to the first step. Moreover, it is proved that the choice of the coefficients of the continued fraction can be justified by a variational principle, at least when z is real and positive.

Expanding the last exponential of Eq. (4.215) in a power series leads to

$$\begin{aligned} g(k, z) &= \exp[-k^2 C(0)] \int_{-\infty}^0 d\tau e^{iz\tau} \sum_{n=0}^{\infty} \frac{1}{n!} \left(\frac{1}{3m^2} \right)^n \\ &\times \sum_{\vec{k}_1, \dots, \vec{k}_n} \frac{k_1^2 k_2^2 \dots k_n^2 |f_{k_1}|^2 |f_{k_2}|^2 \dots |f_{k_n}|^2}{\gamma_{k_1}^2 \gamma_{k_2}^2 \dots \gamma_{k_n}^2} \\ &\times \exp[i(\gamma_{k_1} + \gamma_{k_2} + \dots \gamma_{k_n})\tau] \\ &= -i \exp[-k^2 C(0)] \sum_{n=0}^{\infty} \frac{(3m^2)^{-n}}{n!} \\ &\times \sum_{\vec{k}_1, \dots, \vec{k}_n} \frac{k_1^2 k_2^2 \dots k_n^2 |f_{k_1}|^2 |f_{k_2}|^2 \dots |f_{k_n}|^2}{\gamma_{k_1}^2 \gamma_{k_2}^2 \dots \gamma_{k_n}^2} \frac{1}{\gamma_{k_1} + \gamma_{k_2} + \dots + \gamma_{k_n} + z}. \end{aligned} \quad (4.217)$$

The multiple sum over the k 's is in fact an integral with $3n$ variables. It is possible to change the variables in that one of the new variables is

$$x_n = \gamma_{k_1} + \gamma_{k_2} + \dots + \gamma_{k_n}. \quad (4.218)$$

Then the multiple sum which appears in the last term of Eq. (4.217) is of the following type:

$$J(z) = \int_{n\omega}^{\infty} \frac{L(x_n)}{x_n + z} dx_n, \quad (4.219)$$

where

$$L(x_n) = 0$$

is the result of the integration over the $n - 1$ other variables. An expansion of integrals of the type (4.219) into Stieltjes continued fractions is known to give good results when z is real and not located on the cut of $J(z)$, i.e., when

$$z > -n\omega. \quad (4.220)$$

The first nontrivial step in the continued fraction expansion is

$$J(z) = \frac{a_0}{a_1 + z} \quad (4.221)$$

with

$$a_0 = \int_{n\omega}^{\infty} L(x_n) dx_n, \quad (4.222)$$

$$a_1 = \frac{\int_{n\omega}^{\infty} x_n L(x_n) dx_n}{\int_{n\omega}^{\infty} L(x_n) dx_n}. \quad (4.223)$$

A *variational principle* can be established, which gives a rather strong argument in favour of the approximation (4.221). Let us introduce a variational parameter \bar{x} writing

$$J(z) = \int_{n\omega}^{\infty} \frac{L(x_n)}{(x_n - \bar{x}) + (z + \bar{x})} dx_n. \quad (4.224)$$

Performing two steps of the division, this relation becomes

$$\begin{aligned} J(z) &= \frac{1}{z + \bar{x}} \int_{n\omega}^{\infty} L(x_n) dx_n \\ &\quad - \frac{1}{(z + \bar{x})^2} \int_{n\omega}^{\infty} (x_n - \bar{x}) L(x_n) dx_n + K(z, \bar{x}) \end{aligned} \quad (4.225)$$

with

$$K(z, \bar{x}) = \frac{1}{(z + \bar{x})^2} \int_{n\omega}^{\infty} \frac{(x_n - \bar{x})^2 L(x_n)}{x_n + z} dx_n. \quad (4.226)$$

The approximation consists of neglecting the term $K(z, \bar{x})$ in Eq. (4.225). As this term is positive [cf. (4.220)], the best approximation is obtained when it is minimum. Therefore let us use the freedom in the choice of \bar{x} to minimize the expression (4.226),

$$\begin{aligned} \frac{\partial K(z, \bar{x})}{\partial \bar{x}} &= -2 \frac{K(z, \bar{x})}{z + \bar{x}} \\ -2 \frac{1}{(z + \bar{x})^2} \int_{n\omega}^{\infty} \frac{(x_n - \bar{x})^2 L(x_n)}{x_n + z} dx_n &= 0, \end{aligned} \quad (4.227)$$

which gives

$$-2 \frac{1}{(z + \bar{x})^2} \int_{n\omega}^{\infty} \left(\frac{x_n - \bar{x}}{z + \bar{x}} + 1 \right) \frac{x_n - \bar{x}}{x_n + z} L(x_n) dx_n = 0 \quad (4.228)$$

or

$$-2 \frac{1}{(z + \bar{x})^3} \int_{n\omega}^{\infty} (x_n - \bar{x}) L(x_n) dx_n = 0. \quad (4.229)$$

This provides us with the best value of the variational parameter

$$\bar{x} = \frac{\int_{n\omega}^{\infty} x_n L(x_n) dx_n}{\int_{n\omega}^{\infty} L(x_n) dx_n}, \quad (4.230)$$

which is a_1 [cf. Eq. (4.223)].

With this value of \bar{x} and neglecting $K(z, \bar{x})$, the expression (4.225) of the calculated quantity $J(z)$ becomes

$$J(z) = \frac{1}{z + \bar{x}} \int_{n\omega}^{\infty} L(x_n) dx_n = J(z) = \frac{a_0}{a_1 + z}, \quad (4.231)$$

which is the first step (4.221) of a Stieltjes continued fraction.

To prove that this value of \bar{x} gives a minimum of $K(z, \bar{x})$, let us calculate the second derivative

$$\begin{aligned} \frac{\partial^2 K(z, \bar{x})}{\partial \bar{x}^2} &= \frac{6}{(z + \bar{x})^3} \int_{n\omega}^{\infty} (x_n - \bar{x}) L(x_n) dx_n \\ &+ \frac{2}{(z + \bar{x})^3} \int_{n\omega}^{\infty} L(x_n) dx_n. \end{aligned} \quad (4.232)$$

Now the parameter \bar{x} is replaced by its expression (4.230). The relation (4.232) becomes

$$\frac{\partial^2 K(z, \bar{x})}{\partial \bar{x}^2} = \frac{2}{(z + a_1)^3} \int_{n\omega}^{\infty} L(x_n) dx_n, \quad (4.233)$$

which is positive of $z \geq -n\omega$, since it follows from relation (4.230) that $a_1 > n\omega$.

Our approximation is related to that used by Feynman which is based on the following inequality:

$$\langle e^{-sx} \rangle \geq e^{-s\langle x \rangle}, \quad (4.234)$$

where the brackets denote the expectation value of the random variable x . For instance,

$$\langle e^{-sx} \rangle = \frac{\int_a^{\infty} L(x) e^{-sx} dx}{\int_a^{\infty} L(x) ds}, \quad (4.235)$$

where $L(x)$ is the non-normalized probability density of x . The Laplace transform of Eq. (4.234) gives

$$\int_0^{\infty} e^{-sz} \langle e^{-sx} \rangle ds \geq \int_0^{\infty} e^{-sz} e^{-s\langle x \rangle} ds, \quad (4.236)$$

which after integration becomes

$$\int_a^{\infty} \frac{L(x)}{x + z} dx \geq \frac{\int_a^{\infty} L(x) ds}{\langle x \rangle + z} = \frac{a_0}{a_1 + z}. \quad (4.237)$$

The last inequality shows the relation with our procedure.

Part II

Many polarons

V. OPTICAL CONDUCTIVITY OF AN INTERACTING MANY-POLARON GAS

A. Kubo formula for the optical conductivity of the many-polaron gas

The derivations in the present section are based on Ref. [53]. The Hamiltonian of a system of N interacting continuum polarons is given by:

$$H_0 = \sum_{j=1}^N \frac{p_j^2}{2m_b} + \sum_{\mathbf{q}} \hbar\omega_{\text{LO}} b_{\mathbf{q}}^+ b_{\mathbf{q}} + \sum_{\mathbf{q}} \sum_{j=1}^N (e^{i\mathbf{q}\cdot\mathbf{r}_j} b_{\mathbf{q}} V_{\mathbf{q}} + e^{-i\mathbf{q}\cdot\mathbf{r}_j} b_{\mathbf{q}}^+ V_{\mathbf{q}}^*) + \frac{e^2}{2\varepsilon_{\infty}} \sum_{j=1}^N \sum_{\ell(\neq j)=1}^N \frac{1}{|\mathbf{r}_i - \mathbf{r}_j|}, \quad (5.1)$$

where $\mathbf{r}_j, \mathbf{p}_j$ represent the position and momentum of the N constituent electrons (or holes) with band mass m_b ; $b_{\mathbf{q}}^+, b_{\mathbf{q}}$ denote the creation and annihilation operators for longitudinal optical (LO) phonons with wave vector \mathbf{q} and frequency ω_{LO} ; $V_{\mathbf{q}}$ describes the amplitude of the interaction between the electrons and the phonons; and e is the elementary electron charge. This Hamiltonian can be subdivided into the following parts:

$$H = H_e + H_{e-e} + H_{ph} + H_{e-ph} \quad (5.2)$$

where

$$H_e = \sum_{j=1}^N \frac{p_j^2}{2m_b} \quad (5.3)$$

is the kinetic energy of electrons,

$$H_{e-e} = \frac{e^2}{2\varepsilon_{\infty}} \sum_{j=1}^N \sum_{\ell(\neq j)=1}^N \frac{1}{|\mathbf{r}_i - \mathbf{r}_j|} \quad (5.4)$$

is the potential energy of the Coulomb electron-electron interaction,

$$H_{ph} = \sum_{\mathbf{q}} \hbar\omega_{\text{LO}} b_{\mathbf{q}}^+ b_{\mathbf{q}} \quad (5.5)$$

is the Hamiltonian of phonons, and

$$H_{e-ph} = \sum_{\mathbf{q}} \sum_{j=1}^N (e^{i\mathbf{q}\cdot\mathbf{r}_j} b_{\mathbf{q}} V_{\mathbf{q}} + e^{-i\mathbf{q}\cdot\mathbf{r}_j} b_{\mathbf{q}}^{\dagger} V_{\mathbf{q}}^*) \quad (5.6)$$

is the Hamiltonian of the electron-phonon interaction. Further on, we use the second quantization formalism for electrons, in which the terms H_e , H_{e-e} and H_{e-ph} are

$$H_e = \sum_{\mathbf{k},\sigma} \frac{\hbar^2 k^2}{2m_b} a_{\mathbf{k},\sigma}^{\dagger} a_{\mathbf{k},\sigma}, \quad (5.7)$$

$$H_{e-e} = \frac{1}{2} \sum_{\mathbf{q} \neq 0} v_{\mathbf{q}} \sum_{\substack{\mathbf{k},\sigma \\ \mathbf{k}',\sigma'}} a_{\mathbf{k}+\mathbf{q},\sigma}^{\dagger} a_{\mathbf{k}'-\mathbf{q},\sigma'}^{\dagger} a_{\mathbf{k}',\sigma'} a_{\mathbf{k},\sigma} = \frac{1}{2} \sum_{\mathbf{q} \neq 0} v_{\mathbf{q}} : \rho_{\mathbf{q}} \rho_{-\mathbf{q}} :, \quad (5.8)$$

$$H_{e-ph} = \sum_{\mathbf{q}} (V_{\mathbf{q}} b_{\mathbf{q}} \rho_{\mathbf{q}} + V_{\mathbf{q}}^* b_{\mathbf{q}}^{\dagger} \rho_{-\mathbf{q}}), \quad (5.9)$$

where $: \dots :$ is the symbol of the normal product of operators,

$$v_{\mathbf{q}} = \frac{4\pi e^2}{\varepsilon_{\infty} q^2 V} \quad (5.10)$$

is the Fourier component of the Coulomb potential, and

$$\rho_{\mathbf{q}} = \sum_{j=1}^N e^{i\mathbf{q}\cdot\mathbf{r}_j} = \sum_{\mathbf{k},\sigma} a_{\mathbf{k}+\mathbf{q},\sigma}^{\dagger} a_{\mathbf{k},\sigma} \quad (5.11)$$

is the Fourier component of the electron density.

The ground state energy of the many-polaron Hamiltonian (5.1) has been studied by L. Lemmens, J. T. Devreese and F. Brosens (LDB) [91], for weak and intermediate strength of the electron-phonon coupling. They introduce a variational wave function:

$$|\psi_{\text{LDB}}\rangle = U |\phi\rangle \left| \psi_{el}^{(0)} \right\rangle, \quad (5.12)$$

where $\left| \psi_{el}^{(0)} \right\rangle$ represents the ground-state many-body wave function for the electron (or hole) system and $|\phi\rangle$ is the phonon vacuum, U is a many-body unitary operator which determines a canonical transformation for a fermion gas interacting with a boson field:

$$U = \exp \left\{ \sum_{j=1}^N \sum_{\mathbf{q}} (f_{\mathbf{q}} a_{\mathbf{q}} e^{i\mathbf{q}\cdot\mathbf{r}_j} - f_{\mathbf{q}}^* a_{\mathbf{q}}^{\dagger} e^{-i\mathbf{q}\cdot\mathbf{r}_j}) \right\}. \quad (5.13)$$

In Ref. [91], this canonical transformation was used to establish a many-fermion theory. The $f_{\mathbf{q}}$ were determined variationally [91] resulting in

$$f_{\mathbf{q}} = \frac{V_{\mathbf{q}}}{\hbar\omega_{\text{LO}} + \frac{\hbar^2 q^2}{2m_b S(\mathbf{q})}}, \quad (5.14)$$

for a system with total momentum $\mathbf{P} = \sum_j \mathbf{p}_j = 0$. In this expression, $S(\mathbf{q})$ represents the static structure factor of the constituent interacting many electron or hole system :

$$NS(\mathbf{q}) = \left\langle \sum_{j=1}^N \sum_{j'=1}^N e^{i\mathbf{q} \cdot (\mathbf{r}_j - \mathbf{r}_{j'})} \right\rangle. \quad (5.15)$$

The angular brackets $\langle \dots \rangle$ represent the expectation value with respect to the ground state.

The many-polaron optical conductivity is the response of the current-density, in the system described by the Hamiltonian (5.1), to an applied electric field (along the x -axis) with frequency ω . This applied electric field introduces a perturbation term in the Hamiltonian (5.1), which couples the vector potential of the incident electromagnetic field to the current-density. Within linear response theory, the optical conductivity can be expressed through the Kubo formula as a current-current correlation function:

$$\sigma(\omega) = i \frac{Ne^2}{Vm_b\omega} + \frac{1}{V\hbar\omega} \int_0^\infty e^{i\omega t} \langle [J_x(t), J_x(0)] \rangle dt. \quad (5.16)$$

In this expression, V is the volume of the system, and J_x is the x -component of the current operator \mathbf{J} , which is related to the momentum operators of the charge carriers:

$$\mathbf{J} = \frac{q}{m_b} \sum_{j=1}^N \mathbf{p}_j = \frac{q}{m_b} \mathbf{P}, \quad (5.17)$$

with q the charge of the charge carriers ($+e$ for holes, $-e$ for electrons) and \mathbf{P} the total momentum operator of the charge carriers. The real part of the optical conductivity at temperature zero, which is proportional to the optical absorption coefficient, can be written as a function of the total momentum operator of the charge carriers as follows :

$$\text{Re } \sigma(\omega) = \frac{1}{V\hbar\omega} \frac{e^2}{m_b^2} \text{Re} \left\{ \int_0^\infty e^{i\omega t} \langle [P_x(t), P_x(0)] \rangle dt \right\}. \quad (5.18)$$

B. Force-force correlation function

Let us integrate over time in (5.18) twice by parts as follows:

$$\begin{aligned}
& \int_0^\infty dt \langle [P_x(t), P_x] \rangle e^{i\omega t - \delta t} \\
&= \frac{1}{i\omega - \delta} \left\{ \langle [P_x(t), P_x] \rangle e^{i\omega t - \delta t} \Big|_{t=0}^\infty - \int_0^\infty dt \left\langle \left[\frac{d}{dt} P_x(t), P_x \right] \right\rangle e^{i\omega t - \delta t} \right\} \\
&= -\frac{1}{i\omega - \delta} \int_0^\infty dt \left\langle \left[\frac{d}{dt} \left(e^{\frac{it}{\hbar} H} P_x e^{-\frac{it}{\hbar} H} \right), P_x \right] \right\rangle e^{i\omega t - \delta t} \\
&= -\frac{1}{i\omega - \delta} \int_0^\infty dt \left\langle \left[\left(e^{\frac{it}{\hbar} H} \frac{i}{\hbar} [H, P_x] e^{-\frac{it}{\hbar} H} \right), P_x \right] \right\rangle e^{i\omega t - \delta t} \\
&= -\frac{1}{i\omega - \delta} \int_0^\infty dt \left\langle \left[\frac{i}{\hbar} [H, P_x], e^{-\frac{it}{\hbar} H} P_x e^{\frac{it}{\hbar} H} \right] \right\rangle e^{i\omega t - \delta t} \\
&= -\frac{1}{i\omega - \delta} \int_0^\infty dt \left\langle \left[F_x(0), e^{-\frac{it}{\hbar} H} P_x e^{\frac{it}{\hbar} H} \right] \right\rangle e^{i\omega t - \delta t} \\
&= -\left(\frac{1}{i\omega - \delta} \right)^2 \left\{ \left\langle \left[F_x(0), e^{-\frac{it}{\hbar} H} P_x e^{\frac{it}{\hbar} H} \right] \right\rangle e^{i\omega t - \delta t} \Big|_{t=0}^\infty \right. \\
&\quad \left. - \int_0^\infty dt \left\langle \left[F_x(0), \frac{d}{dt} e^{-\frac{it}{\hbar} H} P_x e^{\frac{it}{\hbar} H} \right] \right\rangle e^{i\omega t - \delta t} \right\} \\
&= -\left(\frac{1}{i\omega - \delta} \right)^2 \left\{ -\langle [F_x, P_x] \rangle + \int_0^\infty dt \left\langle \left[F_x(0), e^{-\frac{it}{\hbar} H} \left(\frac{i}{\hbar} [H, P_x] \right) e^{\frac{it}{\hbar} H} \right] \right\rangle e^{i\omega t - \delta t} \right\} \\
&= -\left(\frac{1}{i\omega - \delta} \right)^2 \left\{ -\langle [F_x, P_x] \rangle + \int_0^\infty dt \left\langle \left[F_x(0), e^{-\frac{it}{\hbar} H} F_x(0) e^{\frac{it}{\hbar} H} \right] \right\rangle e^{i\omega t - \delta t} \right\} \\
&= -\left(\frac{1}{i\omega - \delta} \right)^2 \left\{ -\langle [F_x, P_x] \rangle + \int_0^\infty dt \left\langle \left[e^{\frac{it}{\hbar} H} F_x(0) e^{-\frac{it}{\hbar} H}, F_x(0) \right] \right\rangle e^{i\omega t - \delta t} \right\} \\
&= \frac{1}{(\omega + i\delta)^2} \left\{ -\langle [F_x, P_x] \rangle + \int_0^\infty dt \langle [F_x(t), F_x(0)] \rangle e^{i\omega t - \delta t} \right\},
\end{aligned}$$

where $\mathbf{F} \equiv \frac{i}{\hbar} [H, \mathbf{P}]$ is the operator of the force applied to the center of mass of the electrons.

Since both F_x and P_x are hermitian operators, the average $\langle [F_x, P_x] \rangle$ is imaginary. Hence, for $\omega \neq 0$, this term does not give a contribution into $\text{Re } \sigma(\omega)$. As a result, integrating by parts twice, the real part of the optical conductivity of the many-polaron system is written with a force-force correlation function:

$$\text{Re } \sigma(\omega) = \frac{1}{V\hbar\omega^3 m_b^2} \text{Re} \left\{ \int_0^\infty e^{i\omega t} \langle [F_x(t), F_x(0)] \rangle dt \right\}. \quad (5.19)$$

The force operator is determined as

$$F_x = \frac{i}{\hbar} [H, P_x] = \frac{i}{\hbar} [H_e + H_{e-e} + H_{ph} + H_{e-ph}, P_x].$$

Further, we use the commutators:

$$\begin{aligned}
[a_{\mathbf{k}+\mathbf{q},\sigma}^+ a_{\mathbf{k},\sigma}, P_x] &= \sum_{\mathbf{k}'} \hbar k'_x [a_{\mathbf{k}+\mathbf{q},\sigma}^+ a_{\mathbf{k},\sigma}, a_{\mathbf{k}',\sigma}^+ a_{\mathbf{k}',\sigma}] \\
&= \sum_{\mathbf{k}'} \hbar k'_x \left(\begin{aligned} &a_{\mathbf{k}+\mathbf{q},\sigma}^+ a_{\mathbf{k},\sigma} a_{\mathbf{k}',\sigma}^+ a_{\mathbf{k}',\sigma} + a_{\mathbf{k}+\mathbf{q},\sigma}^+ a_{\mathbf{k}',\sigma}^+ a_{\mathbf{k},\sigma} a_{\mathbf{k}',\sigma} \\ &- a_{\mathbf{k}',\sigma}^+ a_{\mathbf{k}+\mathbf{q},\sigma}^+ a_{\mathbf{k}',\sigma} a_{\mathbf{k},\sigma} - a_{\mathbf{k}',\sigma}^+ a_{\mathbf{k}',\sigma} a_{\mathbf{k}+\mathbf{q},\sigma}^+ a_{\mathbf{k},\sigma} \end{aligned} \right) \\
&= \sum_{\mathbf{k}'} \hbar k'_x (\delta_{\mathbf{k}\mathbf{k}'} a_{\mathbf{k}+\mathbf{q},\sigma}^+ a_{\mathbf{k}',\sigma} - \delta_{\mathbf{k}',\mathbf{k}+\mathbf{q}} a_{\mathbf{k}',\sigma}^+ a_{\mathbf{k},\sigma}) \\
&= \sum_{\mathbf{k}'} \hbar k'_x (\delta_{\mathbf{k}\mathbf{k}'} a_{\mathbf{k}+\mathbf{q},\sigma}^+ a_{\mathbf{k},\sigma} - \delta_{\mathbf{k}',\mathbf{k}+\mathbf{q}} a_{\mathbf{k}+\mathbf{q},\sigma}^+ a_{\mathbf{k},\sigma}) \\
&= a_{\mathbf{k}+\mathbf{q},\sigma}^+ a_{\mathbf{k},\sigma} \sum_{\mathbf{k}'} \hbar k'_x (\delta_{\mathbf{k}\mathbf{k}'} - \delta_{\mathbf{k}',\mathbf{k}+\mathbf{q}}) = -\hbar q_x a_{\mathbf{k}+\mathbf{q},\sigma}^+ a_{\mathbf{k},\sigma},
\end{aligned}$$

$$[\rho_{\mathbf{q}}, P_x] = -\hbar q_x \rho_{\mathbf{q}}.$$

Hence, $[H_e, P_x] = 0$, $[H_{e-e}, P_x] = 0$,

$$\begin{aligned}
[H_{e-ph}, P_x] &= \sum_{\mathbf{q}} (V_{\mathbf{q}} b_{\mathbf{q}} [\rho_{\mathbf{q}}, P_x] + V_{\mathbf{q}}^* b_{\mathbf{q}}^+ [\rho_{-\mathbf{q}}, P_x]) \\
&= -\hbar \sum_{\mathbf{q}} q_x (V_{\mathbf{q}} b_{\mathbf{q}} \rho_{\mathbf{q}} - V_{\mathbf{q}}^* b_{\mathbf{q}}^+ \rho_{-\mathbf{q}}),
\end{aligned}$$

So, the commutator of the Hamiltonian (5.1) with the total momentum operator of the charge carriers leads to the expression for the force

$$\mathbf{F} = -i \sum_{\mathbf{q}} \mathbf{q} (V_{\mathbf{q}} b_{\mathbf{q}} \rho_{\mathbf{q}} - V_{\mathbf{q}}^* b_{\mathbf{q}}^+ \rho_{-\mathbf{q}}). \quad (5.20)$$

This result for the force operator clarifies the significance of using the force-force correlation function rather than the momentum-momentum correlation function. The operator product $F_x(t)F_x(0)$ is proportional to $|V_{\mathbf{k}}|^2$, the charge carrier - phonon interaction strength. This will be a distinct advantage for any expansion of the final result in the charge carrier - phonon interaction strength, since one power of $|V_{\mathbf{k}}|^2$ is factored out beforehand. Substituting (5.20) into (5.19), the real part of the optical conductivity then takes the form:

$$\begin{aligned}
\text{Re } \sigma(\omega) &= \frac{1}{V \hbar \omega^3} \frac{e^2}{m_b^2} \text{Re} \int_0^\infty dt e^{i\omega t - \delta t} \sum_{\mathbf{q}, \mathbf{q}'} q_x q'_x \\
&\times \langle [[V_{\mathbf{q}} b_{\mathbf{q}}(t) + V_{-\mathbf{q}}^* b_{-\mathbf{q}}^+(t)] \rho_{\mathbf{q}}(t), (V_{-\mathbf{q}'} b_{-\mathbf{q}'} + V_{\mathbf{q}'}^* b_{\mathbf{q}'}^+) \rho_{-\mathbf{q}'}(t)] \rangle. \quad (5.21)
\end{aligned}$$

Up to this point, no approximations other than *linear response theory* have been made.

C. Canonical transformation

The expectation value appearing in the right hand side of expression (5.21) for the real part of the optical conductivity is calculated now with respect to the LDB many-polaron wave function (5.12). The unitary operator (5.13) can be written as

$$U = \exp \sum_{\mathbf{q}} A_{\mathbf{q}} \rho_{\mathbf{q}}, \quad A_{\mathbf{q}} = f_{\mathbf{q}} b_{\mathbf{q}} - f_{-\mathbf{q}}^* b_{-\mathbf{q}}^+, \quad (5.22)$$

The transformed Hamiltonian (5.2) is denoted as

$$\tilde{H} = U^{-1} H U. \quad (5.23)$$

The momentum operator of an electron \mathbf{p}_j , the operator of the total momentum of electrons \mathbf{P} and the phonon creation and annihilation operators are transformed by the unitary transformation (5.22) as follows:

$$U^{-1} \mathbf{p}_j U = \mathbf{p}_j + \sum_{\mathbf{q}} \hbar \mathbf{q} A_{\mathbf{q}} e^{i \mathbf{q} \cdot \mathbf{r}_j}, \quad (5.24)$$

$$U^{-1} \mathbf{P} U = \mathbf{P} + \sum_{\mathbf{q}} \hbar \mathbf{q} A_{\mathbf{q}} \rho_{\mathbf{q}}, \quad (5.25)$$

$$U^{-1} b_{\mathbf{q}} U = b_{\mathbf{q}} - f_{\mathbf{q}}^* \rho_{-\mathbf{q}}, \quad U^{-1} b_{\mathbf{q}}^+ U = b_{\mathbf{q}}^+ - f_{\mathbf{q}} \rho_{\mathbf{q}}. \quad (5.26)$$

As a result, after the transformation (5.22), the Hamiltonian takes the form (see Ref. [91]):

$$\tilde{H} = H_e + \tilde{H}_{e-e} + H_{ph} + \tilde{H}_{e-ph} + H_N + H_{ppe}, \quad (5.27)$$

where the terms are

$$\tilde{H}_{e-e} = \frac{1}{2} \sum_{\mathbf{q} \neq 0} \tilde{v}_{\mathbf{q}} : \rho_{\mathbf{q}} \rho_{-\mathbf{q}} :, \quad \tilde{v}_{\mathbf{q}} = v_{\mathbf{q}} + 2 (\hbar \omega_{\text{LO}} |f_{\mathbf{q}}|^2 - V_{\mathbf{q}} f_{\mathbf{q}}^* - V_{\mathbf{q}}^* f_{\mathbf{q}}), \quad (5.28)$$

$$\begin{aligned} \tilde{H}_{e-ph} = & \sum_{\mathbf{q}} [(V_{\mathbf{q}} - \hbar \omega_{\text{LO}} f_{\mathbf{q}}) b_{\mathbf{q}} \rho_{\mathbf{q}} + (V_{\mathbf{q}}^* - \hbar \omega_{\text{LO}} f_{\mathbf{q}}^*) b_{\mathbf{q}}^+ \rho_{-\mathbf{q}}] \\ & + \frac{\hbar^2}{2m_b} \sum_{\mathbf{q}} A_{\mathbf{q}} \sum_{\mathbf{k}, \sigma} (\mathbf{q}^2 + 2\mathbf{k} \cdot \mathbf{q}) a_{\mathbf{k}+\mathbf{q}, \sigma}^+ a_{\mathbf{k}, \sigma}, \end{aligned} \quad (5.29)$$

$$H_N = \hat{N} \sum_{\mathbf{q}} (\hbar \omega_{\text{LO}} |f_{\mathbf{q}}|^2 - V_{\mathbf{q}} f_{\mathbf{q}}^* - V_{\mathbf{q}}^* f_{\mathbf{q}}), \quad \left(\hat{N} \equiv \sum_{\mathbf{k}, \sigma} a_{\mathbf{k}, \sigma}^+ a_{\mathbf{k}, \sigma} \right), \quad (5.30)$$

$$H_{ppe} = \frac{\hbar^2}{2m_b} \sum_{\mathbf{q}\mathbf{q}'} \mathbf{q} \cdot \mathbf{q}' A_{\mathbf{q}} A_{\mathbf{q}'} \rho_{\mathbf{q}+\mathbf{q}'}. \quad (5.31)$$

The exact expression for the real part of the conductivity (5.21) after the replacement of $|\Psi_0\rangle$ by $|\Psi_{LDB}\rangle = U|\phi\rangle|\psi_{el}^{(0)}\rangle$ is transformed to the approximate one

$$\begin{aligned} & \text{Re } \sigma(\omega) \\ &= \frac{1}{V\hbar\omega^3} \frac{e^2}{m_b^2} \text{Re} \int_0^\infty dt e^{i\omega t - \delta t} \sum_{\mathbf{q}, \mathbf{q}'} q_x q'_x \\ & \times \left\langle \psi_{el}^{(0)} \left| \left\langle \phi \right| U^{-1} \begin{bmatrix} e^{\frac{it}{\hbar} H} [V_{\mathbf{q}} b_{\mathbf{q}} + V_{-\mathbf{q}}^* b_{-\mathbf{q}}^+] \rho_{\mathbf{q}} e^{-\frac{it}{\hbar} H}, \\ (V_{-\mathbf{q}'} b_{-\mathbf{q}'} + V_{\mathbf{q}'}^* b_{\mathbf{q}'}^+) \rho_{-\mathbf{q}'} \end{bmatrix} U \right| \phi \right\rangle \left| \psi_{el}^{(0)} \right\rangle \\ &= \frac{1}{V\hbar\omega^3} \frac{e^2}{m_b^2} \text{Re} \int_0^\infty dt e^{i\omega t - \delta t} \sum_{\mathbf{q}, \mathbf{q}'} q_x q'_x \\ & \times \left\langle \psi_{el}^{(0)} \left| \left\langle \phi \right| \left[\begin{array}{c} e^{\frac{it}{\hbar} \tilde{H}} U^{-1} [V_{\mathbf{q}} b_{\mathbf{q}} + V_{-\mathbf{q}}^* b_{-\mathbf{q}}^+] U \rho_{\mathbf{q}} e^{-\frac{it}{\hbar} \tilde{H}}, \\ U^{-1} (V_{-\mathbf{q}'} b_{-\mathbf{q}'} + V_{\mathbf{q}'}^* b_{\mathbf{q}'}^+) U \rho_{-\mathbf{q}'} \end{array} \right] \right| \phi \right\rangle \left| \psi_{el}^{(0)} \right\rangle \\ &= \frac{1}{V\hbar\omega^3} \frac{e^2}{m_b^2} \text{Re} \int_0^\infty dt e^{i\omega t - \delta t} \sum_{\mathbf{q}, \mathbf{q}'} q_x q'_x \\ & \times \left\langle \psi_{el}^{(0)} \left| \left\langle \phi \right| \left[e^{\frac{it}{\hbar} \tilde{H}} (V_{\mathbf{q}} (b_{\mathbf{q}} - f_{\mathbf{q}}^* \rho_{-\mathbf{q}}) + V_{-\mathbf{q}}^* (b_{-\mathbf{q}}^+ - f_{-\mathbf{q}} \rho_{-\mathbf{q}})) \rho_{\mathbf{q}} e^{-\frac{it}{\hbar} \tilde{H}}, \right. \right. \\ & \quad \left. \left. (V_{-\mathbf{q}'} (b_{-\mathbf{q}'} - f_{-\mathbf{q}'}^* \rho_{\mathbf{q}'} + V_{\mathbf{q}'}^* (b_{\mathbf{q}'}^+ - f_{\mathbf{q}'} \rho_{\mathbf{q}'})) \rho_{-\mathbf{q}'}] \right| \phi \right\rangle \left| \psi_{el}^{(0)} \right\rangle. \end{aligned}$$

So, we have arrived at the expression

$$\begin{aligned} & \text{Re } \sigma(\omega) = \frac{1}{V\hbar\omega^3} \frac{e^2}{m_b^2} \text{Re} \int_0^\infty dt e^{i\omega t - \delta t} \sum_{\mathbf{q}, \mathbf{q}'} q_x q'_x \\ & \times \left\langle \psi_{el}^{(0)} \left| \left\langle \phi \right| \left[e^{\frac{it}{\hbar} \tilde{H}} (V_{\mathbf{q}} (b_{\mathbf{q}} - f_{\mathbf{q}}^* \rho_{-\mathbf{q}}) + V_{-\mathbf{q}}^* (b_{-\mathbf{q}}^+ - f_{-\mathbf{q}} \rho_{-\mathbf{q}})) \rho_{\mathbf{q}} e^{-\frac{it}{\hbar} \tilde{H}}, \right. \right. \\ & \quad \left. \left. (V_{-\mathbf{q}'} (b_{-\mathbf{q}'} - f_{-\mathbf{q}'}^* \rho_{\mathbf{q}'} + V_{\mathbf{q}'}^* (b_{\mathbf{q}'}^+ - f_{\mathbf{q}'} \rho_{\mathbf{q}'})) \rho_{-\mathbf{q}'}] \right| \phi \right\rangle \left| \psi_{el}^{(0)} \right\rangle. \end{aligned}$$

Since $\rho_{\mathbf{q}} \rho_{-\mathbf{q}} = \rho_{-\mathbf{q}} \rho_{\mathbf{q}}$, and $V_{\mathbf{q}} f_{\mathbf{q}}^* = V_{-\mathbf{q}} f_{-\mathbf{q}}^*$, the terms proportional to $\rho_{-\mathbf{q}} \rho_{\mathbf{q}}$ vanish after the summation over \mathbf{q} :

$$\sum_{\mathbf{q}} q_x V_{\mathbf{q}} f_{\mathbf{q}}^* \rho_{-\mathbf{q}} \rho_{\mathbf{q}} \stackrel{\mathbf{q} \rightarrow -\mathbf{q}}{=} - \sum_{\mathbf{q}} q_x V_{\mathbf{q}} f_{\mathbf{q}}^* \rho_{-\mathbf{q}} \rho_{\mathbf{q}} = 0. \quad (5.32)$$

Hence we obtain the real part of the optical conductivity in the form

$$\begin{aligned} \text{Re } \sigma(\omega) &= \frac{1}{V\hbar\omega^3} \frac{e^2}{m_b^2} \text{Re} \int_0^\infty dt e^{i\omega t - \delta t} \sum_{\mathbf{q}, \mathbf{q}'} q_x q'_x \\ &\times \left\langle \psi_{el}^{(0)} \left| \left\langle \phi \left| \left[e^{\frac{it}{\hbar} \tilde{H}} (V_{\mathbf{q}} b_{\mathbf{q}} + V_{-\mathbf{q}}^* b_{-\mathbf{q}}^+) \rho_{\mathbf{q}} e^{-\frac{it}{\hbar} \tilde{H}}, \right. \right. \right. \right. \\ &\quad \left. \left. \left. (V_{-\mathbf{q}'} b_{-\mathbf{q}'} + V_{\mathbf{q}'}^* b_{\mathbf{q}'}^+) \rho_{-\mathbf{q}'} \right] \right| \phi \right\rangle \left| \psi_{el}^{(0)} \right\rangle. \end{aligned} \quad (5.33)$$

Introducing the factor

$$\begin{aligned} \mathcal{J}(\mathbf{q}, \mathbf{q}') &= \left\langle \psi_{el}^{(0)} \left| \left\langle \phi \left| \left[e^{\frac{it}{\hbar} \tilde{H}} (V_{\mathbf{q}} b_{\mathbf{q}} + V_{-\mathbf{q}}^* b_{-\mathbf{q}}^+) \rho_{\mathbf{q}} e^{-\frac{it}{\hbar} \tilde{H}}, \right. \right. \right. \right. \\ &\quad \left. \left. \left. (V_{-\mathbf{q}'} b_{-\mathbf{q}'} + V_{\mathbf{q}'}^* b_{\mathbf{q}'}^+) \rho_{-\mathbf{q}'} \right] \right| \phi \right\rangle \left| \psi_{el}^{(0)} \right\rangle, \end{aligned} \quad (5.34)$$

the optical conductivity can be written as

$$\text{Re } \sigma(\omega) = \frac{1}{V\hbar\omega^3} \frac{e^2}{m_b^2} \text{Re} \int_0^\infty dt e^{i\omega t - \delta t} \sum_{\mathbf{q}, \mathbf{q}'} q_x q'_x \mathcal{J}(\mathbf{q}, \mathbf{q}'). \quad (5.35)$$

In the case of a weak electron-phonon coupling, we can neglect in the exponent $e^{-\frac{it}{\hbar} \tilde{H}}$ of (5.33) the terms \tilde{H}_{e-ph} and H_{ppe} [i. e., the renormalized Hamiltonian of the electron-phonon interaction (5.28) and (5.31)]. Namely, we replace \tilde{H} in Eq. (5.33) by the Hamiltonian

$$\tilde{H}_0 = H_e + \tilde{H}_{e-e} + H_{ph} + H_N. \quad (5.36)$$

In this case, we find

$$\begin{aligned} \mathcal{J}(\mathbf{q}, \mathbf{q}') &= \left\langle \psi_{el}^{(0)} \left| \left\langle \phi \left| \left[e^{\frac{it}{\hbar} \tilde{H}_0} (V_{\mathbf{q}} b_{\mathbf{q}} + V_{-\mathbf{q}}^* b_{-\mathbf{q}}^+) \rho_{\mathbf{q}} e^{-\frac{it}{\hbar} \tilde{H}_0}, \right. \right. \right. \right. \\ &\quad \left. \left. \left. (V_{-\mathbf{q}'} b_{-\mathbf{q}'} + V_{\mathbf{q}'}^* b_{\mathbf{q}'}^+) \rho_{-\mathbf{q}'} \right] \right| \phi \right\rangle \left| \psi_{el}^{(0)} \right\rangle \\ &= |V_{\mathbf{q}}|^2 \delta_{\mathbf{q}\mathbf{q}'} \left\langle \psi_{el}^{(0)} \left| \left\langle \phi \left| e^{i\tilde{H}_0 t/\hbar} \rho_{\mathbf{q}} b_{\mathbf{q}} e^{-i\tilde{H}_0 t/\hbar} \rho_{-\mathbf{q}} b_{\mathbf{q}}^+ \right. \right. \right. \\ &\quad \left. \left. \left. - \rho_{\mathbf{q}} b_{\mathbf{q}} e^{i\tilde{H}_0 t/\hbar} \rho_{-\mathbf{q}} b_{\mathbf{q}}^+ e^{-i\tilde{H}_0 t/\hbar} \right| \phi \right\rangle \left| \psi_{el}^{(0)} \right\rangle \right. \\ &= 2i |V_{\mathbf{q}}|^2 \delta_{\mathbf{q}\mathbf{q}'} \text{Im} \left[\left\langle \psi_{el}^{(0)} \left| \left\langle \phi \left| e^{i\tilde{H}_0 t/\hbar} \rho_{\mathbf{q}} b_{\mathbf{q}} e^{-i\tilde{H}_0 t/\hbar} \rho_{-\mathbf{q}} b_{\mathbf{q}}^+ \right| \phi \right\rangle \left| \psi_{el}^{(0)} \right\rangle \right] \right]. \end{aligned}$$

The time-dependent phonon operators are

$$e^{i\tilde{H}_0 t/\hbar} b_{\mathbf{q}} e^{-i\tilde{H}_0 t/\hbar} = b_{\mathbf{q}} e^{-i\omega_{\text{LO}} t},$$

so that we have

$$\begin{aligned}\mathcal{J}(\mathbf{q}, \mathbf{q}') &= 2i|V_{\mathbf{q}}|^2 \delta_{\mathbf{q}\mathbf{q}'} \text{Im} \left[e^{-i\omega_{\text{LO}}t} \left\langle \psi_{el}^{(0)} \left| \left\langle \phi \left| e^{i\tilde{H}_0 t/\hbar} \rho_{\mathbf{q}} e^{-i\tilde{H}_0 t/\hbar} \rho_{-\mathbf{q}} b_{\mathbf{q}} b_{\mathbf{q}}^\dagger \right| \phi \right\rangle \right| \psi_{el}^{(0)} \right\rangle \right] \\ &= 2i|V_{\mathbf{q}}|^2 \delta_{\mathbf{q}\mathbf{q}'} \text{Im} \left[\left\langle \psi_{el}^{(0)} \left| e^{i\tilde{H}_e t/\hbar} \rho_{\mathbf{q}} e^{-i\tilde{H}_e t/\hbar} \rho_{-\mathbf{q}} \right| \psi_{el}^{(0)} \right\rangle \left\langle \phi \left| b_{\mathbf{q}} b_{\mathbf{q}}^\dagger \right| \phi \right\rangle \right],\end{aligned}$$

where $\tilde{H}_e = H_e + \tilde{H}_{e-e} + H_N$.

Taking the expectation value with respect to the phonon vacuum, we find

$$\mathcal{J}(\mathbf{q}, \mathbf{q}') = 2i|V_{\mathbf{q}}|^2 \delta_{\mathbf{q}\mathbf{q}'} \text{Im} \left[e^{-i\omega_{\text{LO}}t} \left\langle \psi_{el}^{(0)} \left| e^{i\tilde{H}_e t/\hbar} \rho_{\mathbf{q}} e^{-i\tilde{H}_e t/\hbar} \rho_{-\mathbf{q}} \right| \psi_{el}^{(0)} \right\rangle \right]. \quad (5.37)$$

The optical conductivity (5.33) then takes the form:

$$\begin{aligned}\text{Re } \sigma(\omega) &= -\frac{2e^2}{V\hbar m_b^2 \omega^3} \text{Im} \int_0^\infty dt e^{i\omega t - \delta t} \sum_{\mathbf{q}} q_x^2 |V_{\mathbf{q}}|^2 \\ &\quad \times \text{Im} \left[e^{-i\omega_{\text{LO}}t} \left\langle \psi_{el}^{(0)} \left| e^{i\tilde{H}_e t/\hbar} \rho_{\mathbf{q}} e^{-i\tilde{H}_e t/\hbar} \rho_{-\mathbf{q}} \right| \psi_{el}^{(0)} \right\rangle \right]\end{aligned} \quad (5.38)$$

For an isotropic electron-phonon system, q_x^2 in 3D can be replaced by $\frac{1}{3}(q_x^2 + q_y^2 + q_z^2) = \frac{1}{3}q^2$, what gives us the result

$$\text{Re } \sigma_{3\text{D}}(\omega) = -\frac{2}{3V\hbar\omega^3} \frac{e^2}{m_b^2} \sum_{\mathbf{q}} q^2 |V_{\mathbf{q}}|^2 \text{Im} \int_0^\infty dt e^{i\omega t - \delta t} \text{Im} [e^{-i\omega_{\text{LO}}t} F(\mathbf{q}, t)], \quad (5.39)$$

where the two-point correlation function is

$$F(\mathbf{q}, t) = \left\langle \psi_{el}^{(0)} \left| e^{\frac{it}{\hbar}\tilde{H}_e} \rho_{\mathbf{q}} e^{-\frac{it}{\hbar}\tilde{H}_e} \rho_{-\mathbf{q}} \right| \psi_{el}^{(0)} \right\rangle. \quad (5.40)$$

The same derivation for the 2D case, provides the expression

$$\text{Re } \sigma_{2\text{D}}(\omega) = -\frac{1}{A\hbar\omega^3} \frac{e^2}{m_b^2} \sum_{\mathbf{q}} q^2 |V_{\mathbf{q}}|^2 \text{Im} \int_0^\infty dt e^{i\omega t - \delta t} \text{Im} [e^{-i\omega_{\text{LO}}t} F(\mathbf{q}, t)], \quad (5.41)$$

where A is the surface of the 2D system.

D. Dynamic structure factor

To find the formula for the real part of the optical conductivity in its final form, we introduce the standard expression for the dynamic structure factor of the system of charge carriers interacting through a Coulomb potential,

$$S(\mathbf{q}, \omega) = \frac{1}{2N} \int_{-\infty}^{\infty} \left\langle \psi_{el}^{(0)} \left| \sum_{j,\ell} e^{i\mathbf{q} \cdot (\mathbf{r}_j(t) - \mathbf{r}_\ell(0))} \right| \psi_{el}^{(0)} \right\rangle e^{i\omega t} dt. \quad (5.42)$$

The dynamic structure factor is expressed in terms of the two-point correlation function as follows:

$$\begin{aligned}
S(\mathbf{q}, \omega) &= \frac{1}{2N} \int_{-\infty}^{\infty} \left\langle \psi_{el}^{(0)} \left| e^{\frac{it}{\hbar} \tilde{H}_e} \rho_{\mathbf{q}} e^{-\frac{it}{\hbar} \tilde{H}_e} \rho_{-\mathbf{q}} \right| \psi_{el}^{(0)} \right\rangle e^{i\omega t} dt \\
&= \frac{1}{2N} \int_{-\infty}^{\infty} F(\mathbf{q}, t) e^{i\omega t} dt = \frac{1}{2N} F(\mathbf{q}, \omega) \\
&\Downarrow \\
S(\mathbf{q}, \omega) &= \frac{1}{2N} F(\mathbf{q}, \omega), \tag{5.43}
\end{aligned}$$

where $F(\mathbf{q}, \omega)$ is the Fourier image of $F(\mathbf{q}, t)$:

$$F(\mathbf{q}, \omega) = \int_{-\infty}^{\infty} F(\mathbf{q}, t) e^{i\omega t} dt. \tag{5.44}$$

The function $F(\mathbf{q}, t)$ obeys the following property:

$$\begin{aligned}
F^*(\mathbf{q}, t) &= \left\langle \psi_{el}^{(0)} \left| \rho_{-\mathbf{q}}^+ e^{\frac{it}{\hbar} \tilde{H}_e} \rho_{\mathbf{q}}^+ e^{-\frac{it}{\hbar} \tilde{H}_e} \right| \psi_{el}^{(0)} \right\rangle \\
&= \left\langle \psi_{el}^{(0)} \left| \rho_{\mathbf{q}} e^{\frac{it}{\hbar} \tilde{H}_e} \rho_{-\mathbf{q}} e^{-\frac{it}{\hbar} \tilde{H}_e} \right| \psi_{el}^{(0)} \right\rangle \\
&= \left\langle \psi_{el}^{(0)} \left| \rho_{\mathbf{q}} e^{\frac{it}{\hbar} \tilde{H}_e} \rho_{-\mathbf{q}} \right| \psi_{el}^{(0)} \right\rangle e^{-\frac{it}{\hbar} \tilde{E}_0},
\end{aligned}$$

where \tilde{E}_0 is the eigenvalue of the Hamiltonian \tilde{H}_e :

$$\tilde{H}_e \left| \psi_{el}^{(0)} \right\rangle = \tilde{E}_0 \left| \psi_{el}^{(0)} \right\rangle.$$

Herefrom, we find that

$$\begin{aligned}
F^*(\mathbf{q}, t) &= e^{-\frac{it}{\hbar} \tilde{E}_0} \left\langle \psi_{el}^{(0)} \left| \rho_{\mathbf{q}} e^{\frac{it}{\hbar} \tilde{H}_e} \rho_{-\mathbf{q}} \right| \psi_{el}^{(0)} \right\rangle \\
&= \left\langle \psi_{el}^{(0)} \left| e^{-\frac{it}{\hbar} \tilde{H}_e} \rho_{\mathbf{q}} e^{\frac{it}{\hbar} \tilde{H}_e} \rho_{-\mathbf{q}} \right| \psi_{el}^{(0)} \right\rangle = F(\mathbf{q}, -t). \tag{5.45}
\end{aligned}$$

From (5.45), for the function

$$B(\mathbf{q}, t) \equiv \text{Im} [e^{-i\omega_{\text{LO}} t} F(\mathbf{q}, t)] \tag{5.46}$$

the following equality is derived:

$$\begin{aligned}
B(\mathbf{q}, -t) &= \text{Im} [e^{i\omega_{\text{LO}} t} F(\mathbf{q}, -t)] \\
&= \text{Im} [e^{i\omega_{\text{LO}} t} F^*(\mathbf{q}, t)] \\
&= -\text{Im} [e^{-i\omega_{\text{LO}} t} F(\mathbf{q}, t)] = -B(\mathbf{q}, t),
\end{aligned}$$

$$B(\mathbf{q}, -t) = -B(\mathbf{q}, t). \quad (5.47)$$

The integral in Eq. (5.39)

$$\text{Im} \int_0^\infty dt e^{i\omega t - \delta t} \text{Im} [e^{-i\omega_{\text{LO}} t} F(\mathbf{q}, t)] = \text{Im} \int_0^\infty dt e^{i\omega t - \delta t} B(\mathbf{q}, t)$$

is then transformed as follows:

$$\begin{aligned} \text{Im} \int_0^\infty dt e^{i\omega t - \delta t} B(\mathbf{q}, t) &= \frac{1}{2i} \left[\int_0^\infty dt e^{i\omega t - \delta t} B(\mathbf{q}, t) - \int_0^\infty dt e^{-i\omega t - \delta t} B(\mathbf{q}, t) \right] \\ &= \frac{1}{2i} \left[\int_0^\infty dt e^{i\omega t - \delta t} B(\mathbf{q}, t) - \int_{-\infty}^0 dt e^{i\omega t + \delta t} B(\mathbf{q}, -t) \right] \\ &= \frac{1}{2i} \left[\int_0^\infty dt e^{i\omega t - \delta t} B(\mathbf{q}, t) + \int_{-\infty}^0 dt e^{i\omega t + \delta t} B(\mathbf{q}, t) \right] \\ &= \frac{1}{2i} \int_{-\infty}^\infty dt e^{i\omega t - \delta|t|} B(\mathbf{q}, t) \\ &= \frac{1}{2i} \int_{-\infty}^\infty dt e^{i\omega t - \delta|t|} \frac{1}{2i} [e^{-i\omega_{\text{LO}} t} F(\mathbf{q}, t) - e^{i\omega_{\text{LO}} t} F^*(\mathbf{q}, t)] \\ &= -\frac{1}{4} \int_{-\infty}^\infty dt e^{i\omega t - \delta|t|} [e^{-i\omega_{\text{LO}} t} F(\mathbf{q}, t) - e^{i\omega_{\text{LO}} t} F(\mathbf{q}, -t)]. \end{aligned}$$

We can show that, as far as $|\psi_{el}^{(0)}\rangle$ is the *ground* state, the integral $\int_{-\infty}^\infty dt e^{i\omega t - \delta|t|} F(\mathbf{q}, -t)$ for positive ω is equal to zero. Let $\{|\psi_{el}^{(n)}\rangle\}$ is the total basis set of the eigenfunctions of the Hamiltonian \tilde{H}_e . Using these functions we expand $F(\mathbf{q}, t)$:

$$\begin{aligned} F(\mathbf{q}, t) &= \sum_n \langle \psi_{el}^{(0)} | e^{\frac{it}{\hbar} \tilde{H}_e} \rho_{\mathbf{q}} e^{-\frac{it}{\hbar} \tilde{H}_e} | \psi_{el}^{(n)} \rangle \langle \psi_{el}^{(n)} | \rho_{-\mathbf{q}} | \psi_{el}^{(0)} \rangle \\ &= \sum_n \left| \langle \psi_{el}^{(n)} | \rho_{-\mathbf{q}} | \psi_{el}^{(0)} \rangle \right|^2 e^{\frac{it}{\hbar} (\tilde{E}_0 - \tilde{E}_n)}, \\ \int_{-\infty}^\infty dt e^{i\omega t - \delta|t|} F(\mathbf{q}, -t) &= \sum_n \left| \langle \psi_{el}^{(n)} | \rho_{-\mathbf{q}} | \psi_{el}^{(0)} \rangle \right|^2 \int_{-\infty}^\infty dt e^{i\omega t + \frac{i}{\hbar} (\tilde{E}_n - \tilde{E}_0) t - \delta|t|} \\ &= \sum_n \left| \langle \psi_{el}^{(n)} | \rho_{-\mathbf{q}} | \psi_{el}^{(0)} \rangle \right|^2 2\pi \delta \left(\omega + \frac{\tilde{E}_n - \tilde{E}_0}{\hbar} \right) = 0, \end{aligned}$$

because for $\omega > 0$, $\omega + \frac{\tilde{E}_n - \tilde{E}_0}{\hbar}$ is never equal to zero.

So, rewriting expression (5.39) with the dynamic structure factor of the electron (or hole) gas results in:

$$\begin{aligned} \text{Re } \sigma_{3D}(\omega) &= \frac{1}{6V\hbar\omega^3} \frac{e^2}{m_b^2} \sum_{\mathbf{q}} q^2 |V_{\mathbf{q}}|^2 \int_{-\infty}^\infty dt e^{i(\omega - \omega_{\text{LO}})t - \delta|t|} F(\mathbf{q}, t), \\ \text{Re } \sigma_{2D}(\omega) &= \frac{1}{4A\hbar\omega^3} \frac{e^2}{m_b^2} \sum_{\mathbf{q}} q^2 |V_{\mathbf{q}}|^2 \int_{-\infty}^\infty dt e^{i(\omega - \omega_{\text{LO}})t - \delta|t|} F(\mathbf{q}, t), \end{aligned}$$

and we obtain

$$\text{Re } \sigma_{3\text{D}}(\omega) = \frac{n_0}{3\hbar\omega^3} \frac{e^2}{m_b^2} \sum_{\mathbf{q}} q^2 |V_{\mathbf{q}}|^2 S(\mathbf{q}, \omega - \omega_{\text{LO}}), \quad (5.48\text{a})$$

$$\text{Re } \sigma_{2\text{D}}(\omega) = \frac{n_0}{2\hbar\omega^3} \frac{e^2}{m_b^2} \sum_{\mathbf{q}} q^2 |V_{\mathbf{q}}|^2 S(\mathbf{q}, \omega - \omega_{\text{LO}}), \quad (5.48\text{b})$$

where

$$n_0 = \begin{cases} N/V & \text{in 3D,} \\ N/A & \text{in 2D} \end{cases}$$

is the density of charge carriers.

For an isotropic medium, the dynamic structure factor does not depend on the direction of \mathbf{q} , so that $S(\mathbf{q}, \omega) = S(q, \omega)$, where $q = |\mathbf{q}|$. Let us simplify the expression (5.48a) using explicitly the amplitudes of the Fröhlich electron-phonon interaction. The modulus squared of the Fröhlich electron-phonon interaction amplitude is given by

$$|V_{\mathbf{q}}|^2 = \begin{cases} \frac{(\hbar\omega_{\text{LO}})^2}{q^2} \frac{4\pi\alpha}{V} \left(\frac{\hbar}{2m_b\omega_{\text{LO}}} \right)^{1/2} & \text{in 3D} \\ \frac{(\hbar\omega_{\text{LO}})^2}{q} \frac{2\pi\alpha}{A} \left(\frac{\hbar}{2m_b\omega_{\text{LO}}} \right)^{1/2} & \text{in 2D,} \end{cases} \quad (5.49)$$

where α is the (dimensionless) Fröhlich coupling constant determining the coupling strength between the charge carriers and the longitudinal optical phonons [85, 86]. In 3D and 2D, respectively, the sums over \mathbf{q} is transformed to the integrals as follows:

$$\begin{aligned} \text{3D: } \sum_{\mathbf{q}} \dots &= \frac{V}{(2\pi)^3} \int d\mathbf{q} \dots \\ \text{2D: } \sum_{\mathbf{q}} \dots &= \frac{A}{(2\pi)^2} \int d\mathbf{q} \dots \\ &\Downarrow \\ \text{Re } \sigma_{3\text{D}}(\omega) &= \frac{n_0}{3\hbar\omega^3} \frac{e^2}{m_b^2} \frac{V}{(2\pi)^3} \int d\mathbf{q} q^2 \left| \frac{\hbar\omega_{\text{LO}}}{iq} \left(\frac{4\pi\alpha}{V} \right)^{1/2} \left(\frac{\hbar}{2m_b\omega_{\text{LO}}} \right)^{1/4} \right|^2 S(q, \omega - \omega_{\text{LO}}) \\ &\Downarrow \\ \text{Re } \sigma_{3\text{D}}(\omega) &= \frac{n_0 e^2}{m_b^2} \frac{2\alpha}{3\pi} \frac{\hbar\omega_{\text{LO}}^2}{\omega^3} \left(\frac{\hbar}{2m_b\omega_{\text{LO}}} \right)^{1/2} \int_0^\infty q^2 S(q, \omega - \omega_{\text{LO}}) dq. \end{aligned} \quad (5.51)$$

In the same way, we transform $\text{Re } \sigma_{2\text{D}}(\omega)$:

$$\text{Re } \sigma_{2\text{D}}(\omega) = \frac{n_0 e^2}{m_b^2} \frac{\alpha}{2} \frac{\hbar\omega_{\text{LO}}^2}{\omega^3} \left(\frac{\hbar}{2m_b\omega_{\text{LO}}} \right)^{1/2} \int_0^\infty q^2 S(q, \omega - \omega_{\text{LO}}) dq.$$

Using the Feynman units ($\hbar = 1$, $m_b = 1$, $\omega_{LO} = 1$), $\text{Re } \sigma(\omega)$ is

$$\text{Re } \sigma_{3D}(\omega) = n_0 e^2 \frac{\sqrt{2}\alpha}{3\pi} \frac{1}{\omega^3} \int_0^\infty q^2 S(q, \omega - 1) dq, \quad (5.52)$$

$$\text{Re } \sigma_{2D}(\omega) = n_0 e^2 \frac{\alpha}{2\sqrt{2}} \frac{1}{\omega^3} \int_0^\infty q^2 S(q, \omega - 1) dq. \quad (5.53)$$

From these expressions, it is clear that the scaling relation

$$\text{Re } \sigma_{2D}(\omega, \alpha) = \text{Re } \sigma_{3D}(\omega, \frac{3\pi}{4}\alpha) \quad (5.54)$$

which holds for the one-polaron case introduced in ref. [85, 86], is also valid for the many-polaron case if the corresponding 2D or 3D dynamic structure factor is used.

1. Calculation of the dynamic structure factor using the retarded Green's functions

The dynamic structure factor $S(\mathbf{q}, \omega)$ is expressed through the two-point correlation function by Eq. (5.43). The correlation function $F(\mathbf{q}, \omega)$ can be found using the retarded Green's function of the density operators

$$G^R(\mathbf{q}, t) = -i\Theta(t) \left\langle \psi_{el}^{(0)} \left| \left[e^{\frac{it}{\hbar}\tilde{H}_0} \rho_{\mathbf{q}} e^{-\frac{it}{\hbar}\tilde{H}_0}, \rho_{-\mathbf{q}} \right] \right| \psi_{el}^{(0)} \right\rangle, \quad (5.55)$$

where $\Theta(t)$ is the step function. Let us consider the more general case of a finite temperature,

$$G^R(\mathbf{q}, t) = -i\Theta(t) \left\langle \left[e^{\frac{it}{\hbar}\tilde{H}_0} \rho_{\mathbf{q}} e^{-\frac{it}{\hbar}\tilde{H}_0}, \rho_{-\mathbf{q}} \right] \right\rangle, \quad (5.56)$$

where the average is

$$\langle \dots \rangle \equiv \frac{\text{Tr} \left(e^{-\beta\tilde{H}_0} \dots \right)}{\text{Tr} \left(e^{-\beta\tilde{H}_0} \right)}, \quad \beta = \frac{1}{k_B T}. \quad (5.57)$$

The Fourier image $G^R(\mathbf{q}, \omega)$ of the retarded Green's function $G^R(\mathbf{q}, t)$ is

$$\begin{aligned} G^R(\mathbf{q}, \omega) &= \int_{-\infty}^{\infty} G^R(\mathbf{q}, t) e^{i\omega t} dt \\ &= -i \int_0^{\infty} \left\langle \left[e^{\frac{it}{\hbar}\tilde{H}_0} \rho_{\mathbf{q}} e^{-\frac{it}{\hbar}\tilde{H}_0}, \rho_{-\mathbf{q}} \right] \right\rangle e^{i\omega t} dt \\ &= -i \int_0^{\infty} \left(\left\langle e^{\frac{it}{\hbar}\tilde{H}_0} \rho_{\mathbf{q}} e^{-\frac{it}{\hbar}\tilde{H}_0} \rho_{-\mathbf{q}} \right\rangle - \left\langle \rho_{-\mathbf{q}} e^{\frac{it}{\hbar}\tilde{H}_0} \rho_{\mathbf{q}} e^{-\frac{it}{\hbar}\tilde{H}_0} \right\rangle \right) e^{i\omega t} dt \end{aligned}$$

The imaginary part of $G^R(\mathbf{q}, \omega)$ then is

$$\begin{aligned}
\text{Im } G^R(\mathbf{q}, \omega) &= -\text{Re} \int_0^\infty \left(\left\langle e^{\frac{it}{\hbar} \tilde{H}_0} \rho_{\mathbf{q}} e^{-\frac{it}{\hbar} \tilde{H}_0} \rho_{-\mathbf{q}} \right\rangle - \left\langle \rho_{-\mathbf{q}} e^{\frac{it}{\hbar} \tilde{H}_0} \rho_{\mathbf{q}} e^{-\frac{it}{\hbar} \tilde{H}_0} \right\rangle \right) e^{i\omega t} dt \\
&= -\frac{1}{2} \int_0^\infty \left(\left\langle e^{\frac{it}{\hbar} \tilde{H}_0} \rho_{\mathbf{q}} e^{-\frac{it}{\hbar} \tilde{H}_0} \rho_{-\mathbf{q}} \right\rangle - \left\langle \rho_{-\mathbf{q}} e^{\frac{it}{\hbar} \tilde{H}_0} \rho_{\mathbf{q}} e^{-\frac{it}{\hbar} \tilde{H}_0} \right\rangle \right) e^{i\omega t} dt \\
&\quad - \frac{1}{2} \int_0^\infty \left(\left\langle \rho_{\mathbf{q}} e^{\frac{it}{\hbar} \tilde{H}_0} \rho_{-\mathbf{q}} e^{-\frac{it}{\hbar} \tilde{H}_0} \right\rangle - \left\langle e^{\frac{it}{\hbar} \tilde{H}_0} \rho_{-\mathbf{q}} e^{-\frac{it}{\hbar} \tilde{H}_0} \rho_{\mathbf{q}} \right\rangle \right) e^{-i\omega t} dt \\
&= -\frac{1}{2} \int_{-\infty}^\infty \left\langle e^{\frac{it}{\hbar} \tilde{H}_0} \rho_{\mathbf{q}} e^{-\frac{it}{\hbar} \tilde{H}_0} \rho_{-\mathbf{q}} \right\rangle e^{i\omega t} dt + \frac{1}{2} \int_{-\infty}^\infty \left\langle \rho_{-\mathbf{q}} e^{\frac{it}{\hbar} \tilde{H}_0} \rho_{\mathbf{q}} e^{-\frac{it}{\hbar} \tilde{H}_0} \right\rangle e^{i\omega t} dt.
\end{aligned}$$

In the second integral here, we replace t by $(t' + i\hbar\beta)$:

$$\begin{aligned}
&\int_{-\infty}^\infty \frac{\text{Tr} \left(e^{-\beta \tilde{H}_0} \rho_{-\mathbf{q}} e^{\frac{it}{\hbar} \tilde{H}_0} \rho_{\mathbf{q}} e^{-\frac{it}{\hbar} \tilde{H}_0} \right)}{\text{Tr} (e^{-\beta \tilde{H}_0})} e^{i\omega t} dt \\
&= \int_{-\infty - i\hbar\beta}^{\infty - i\hbar\beta} \frac{\text{Tr} \left(e^{-\beta \tilde{H}_0} \rho_{-\mathbf{q}} e^{\frac{it'}{\hbar} \tilde{H}_0 - \beta \tilde{H}_0} \rho_{\mathbf{q}} e^{-\frac{it'}{\hbar} \tilde{H}_0 + \beta \tilde{H}_0} \right)}{\text{Tr} (e^{-\beta \tilde{H}_0})} e^{i\omega(t' + i\hbar\beta)} dt' \\
&= e^{-\beta\hbar\omega} \int_{-\infty - i\hbar\beta}^{\infty - i\hbar\beta} \frac{\text{Tr} \left(e^{\frac{it'}{\hbar} \tilde{H}_0 - \beta \tilde{H}_0} \rho_{\mathbf{q}} e^{-\frac{it'}{\hbar} \tilde{H}_0} \rho_{-\mathbf{q}} \right)}{\text{Tr} (e^{-\beta \tilde{H}_0})} e^{i\omega t'} dt'.
\end{aligned}$$

As far as the integral over t converges (i. e., $\left\langle e^{\frac{it}{\hbar} \tilde{H}_0} \rho_{\mathbf{q}} e^{-\frac{it}{\hbar} \tilde{H}_0} \rho_{-\mathbf{q}} \right\rangle$ tends to zero at $|t| \rightarrow \infty$), we can shift the integration contour to the real axis, what gives us the result

$$\begin{aligned}
&\int_{-\infty}^\infty \frac{\text{Tr} \left(e^{-\beta \tilde{H}_0} \rho_{-\mathbf{q}} e^{\frac{it}{\hbar} \tilde{H}_0} \rho_{\mathbf{q}} e^{-\frac{it}{\hbar} \tilde{H}_0} \right)}{\text{Tr} (e^{-\beta \tilde{H}_0})} e^{i\omega t} dt \\
&= e^{-\beta\hbar\omega} \int_{-\infty}^\infty \frac{\text{Tr} \left(e^{\frac{it}{\hbar} \tilde{H}_0 - \beta \tilde{H}_0} \rho_{\mathbf{q}} e^{-\frac{it}{\hbar} \tilde{H}_0} \rho_{-\mathbf{q}} \right)}{\text{Tr} (e^{-\beta \tilde{H}_0})} e^{i\omega t} dt, \\
&\Updownarrow \\
&\int_{-\infty}^\infty \left\langle \rho_{-\mathbf{q}} e^{\frac{it}{\hbar} \tilde{H}_0} \rho_{\mathbf{q}} e^{-\frac{it}{\hbar} \tilde{H}_0} \right\rangle e^{i\omega t} dt \\
&= e^{-\beta\hbar\omega} \int_{-\infty}^\infty \left\langle e^{\frac{it}{\hbar} \tilde{H}_0} \rho_{\mathbf{q}} e^{-\frac{it}{\hbar} \tilde{H}_0} \rho_{-\mathbf{q}} \right\rangle e^{i\omega t} dt.
\end{aligned}$$

Herefrom, we find that

$$\begin{aligned}
\text{Im } G^R(\mathbf{q}, \omega) &= -\frac{1}{2} (1 - e^{-\beta\hbar\omega}) \int_{-\infty}^\infty \left\langle e^{\frac{it}{\hbar} \tilde{H}_0} \rho_{\mathbf{q}} e^{-\frac{it}{\hbar} \tilde{H}_0} \rho_{-\mathbf{q}} \right\rangle e^{i\omega t} dt \\
&\Downarrow \\
\text{Im } G^R(\mathbf{q}, \omega) &= -\frac{1}{2} (1 - e^{-\beta\hbar\omega}) F(\mathbf{q}, \omega).
\end{aligned}$$

So, the equation follows from the analytical properties of the Green's functions:

$$F(\mathbf{q}, \omega) = -\frac{2 \operatorname{Im} G^R(\mathbf{q}, \omega)}{1 - e^{-\beta \hbar \omega}}. \quad (5.58)$$

The formula (5.58) is related to arbitrary temperatures. In the zero-temperature limit ($\beta \rightarrow \infty$), the factor $(1 - e^{-\beta \hbar \omega})^{-1}$ (5.58) turns into the Heavicide step function $\Theta(\omega)$, what leads to the formula

$$F(\mathbf{q}, \omega)|_{T=0} = -2\Theta(\omega) \operatorname{Im} G^R(\mathbf{q}, \omega)|_{T=0} \quad (5.59)$$

\Downarrow

$$S(\mathbf{q}, \omega)|_{T=0} = -\frac{1}{N}\Theta(\omega) \operatorname{Im} G^R(\mathbf{q}, \omega)|_{T=0} \quad (5.60)$$

The retarded Green function is related to the dielectric function of the electron gas by the following equation:

$$G^R(\mathbf{q}, \omega) = \frac{1}{v_{\mathbf{q}}} \left[\frac{1}{\varepsilon(\mathbf{q}, \omega)} - 1 \right]. \quad (5.61)$$

Within the random phase approximation (RPA), following [72], the expression for $G^R(\mathbf{q}, \omega)$ is

$$G^R(\mathbf{q}, \omega) = [1 - v_{\mathbf{q}} P(\mathbf{q}, \omega)]^{-1} \hbar P(\mathbf{q}, \omega), \quad (5.62)$$

where the polarization function $P(\mathbf{q}, \omega)$ is (see, e. g., p. 434 of [72])

$$P(\mathbf{q}, \omega) = \frac{1}{\hbar} \sum_{\mathbf{k}, \sigma} \frac{f_{\mathbf{k}+\mathbf{q}, \sigma} - f_{\mathbf{k}, \sigma}}{\omega - \frac{\hbar \mathbf{k}^2}{2m_b} + \frac{\hbar(\mathbf{k}+\mathbf{q})^2}{2m_b} + i\delta}, \quad \delta \rightarrow +0 \quad (5.63)$$

with the Fermi distribution function of electrons $f_{\mathbf{k}, \sigma}$.

For a finite temperature, the explicit analytic expression for the imaginary part of the structure factor $P_{3D}(\mathbf{q}, \omega)$ is obtained (see [72]),

$$\begin{aligned} \operatorname{Im} P_{3D}(\mathbf{q}, \omega) &= \frac{V m_b^2}{2\pi \hbar^4 \beta q} \ln \frac{1 + \exp \{ \beta [\mu - E^{(+)}(q, \omega)] \}}{1 + \exp \{ \beta [\mu - E^{(-)}(q, \omega)] \}}, \\ E^{(\pm)}(q, \omega) &\equiv \frac{\left(\hbar \omega \pm \frac{\hbar^2 q^2}{2m_b} \right)^2}{4 \frac{\hbar^2 q^2}{2m_b}}, \end{aligned} \quad (5.64)$$

with the chemical potential μ . The real part of the structure factor is obtained using the Kramers-Kronig dispersion relation:

$$\operatorname{Re} P(\mathbf{q}, \omega) = \frac{1}{\pi} \int_{-\infty}^{\infty} \mathcal{P} \left(\frac{1}{\omega' - \omega} \right) \operatorname{Im} P(\mathbf{q}, \omega') d\omega'. \quad (5.65)$$

Analytical expressions for both real and imaginary parts of $P(\mathbf{q}, \omega)$ can be written down for the zero temperature (see [72]),

$$\begin{aligned} \text{Re } P_{3D}(q, \omega) &= -\frac{Vm_b}{4\pi^2\hbar^2q} \left\{ \left[k_F^2 - \frac{m_b^2}{\hbar^2q^2} \left(\omega - \frac{\hbar q^2}{2m_b} \right)^2 \right] \ln \left| \frac{\omega - \frac{\hbar q^2}{2m_b} - \frac{\hbar k_F q}{m_b}}{\omega - \frac{\hbar q^2}{2m_b} + \frac{\hbar k_F q}{m_b}} \right| \right. \\ &\quad \left. + \left[k_F^2 - \frac{m_b^2}{\hbar^2q^2} \left(\omega + \frac{\hbar q^2}{2m_b} \right)^2 \right] \ln \left| \frac{\omega + \frac{\hbar q^2}{2m_b} + \frac{\hbar k_F q}{m_b}}{\omega + \frac{\hbar q^2}{2m_b} - \frac{\hbar k_F q}{m_b}} \right| \right. \\ &\quad \left. + 2k_F q \right\}, \\ \text{Im } P_{3D}(q, \omega) &= -\frac{Vm_b}{4\pi\hbar^2q} \left\{ \left[k_F^2 - \frac{m_b^2}{\hbar^2q^2} \left(\omega - \frac{\hbar q^2}{2m_b} \right)^2 \right] \Theta \left(k_F^2 - \frac{m_b^2}{\hbar^2q^2} \left(\omega - \frac{\hbar q^2}{2m_b} \right)^2 \right) \right. \\ &\quad \left. - \left[k_F^2 - \frac{m_b^2}{\hbar^2q^2} \left(\omega + \frac{\hbar q^2}{2m_b} \right)^2 \right] \Theta \left(k_F^2 - \frac{m_b^2}{\hbar^2q^2} \left(\omega + \frac{\hbar q^2}{2m_b} \right)^2 \right) \right\}, \end{aligned} \quad (5.66)$$

where $k_F = (3\pi^2 N/V)^{1/3}$ is the Fermi wave number.

After substituting into Eq. (5.58) the retarded Green's function (5.62) in terms of the polarization function we arrive at the formula

$$F(\mathbf{q}, \omega) = -\frac{2\hbar}{1 - e^{-\beta\hbar\omega}} \text{Im} \frac{P(\mathbf{q}, \omega)}{1 - v_{\mathbf{q}} P(\mathbf{q}, \omega)}$$

\Downarrow

$$S(\mathbf{q}, \omega) = -\frac{\hbar}{N(1 - e^{-\beta\hbar\omega})} \frac{\text{Im } P(\mathbf{q}, \omega)}{[1 - v_{\mathbf{q}} \text{Re } P(\mathbf{q}, \omega)]^2 + [v_{\mathbf{q}} \text{Im } P(\mathbf{q}, \omega)]^2}, \quad (5.67)$$

$$S(\mathbf{q}, \omega)|_{T=0} = -\frac{\hbar}{N} \Theta(\omega) \frac{\text{Im } P(\mathbf{q}, \omega)}{[1 - v_{\mathbf{q}} \text{Re } P(\mathbf{q}, \omega)]^2 + [v_{\mathbf{q}} \text{Im } P(\mathbf{q}, \omega)]^2}. \quad (5.68)$$

With this dynamic structure factor, the optical conductivity (5.52) (in the Feynman units) takes the form

$$\begin{aligned} \text{Re } \sigma_{3D}(\omega) &= -e^2 \frac{\sqrt{2}\alpha}{3\pi V} \frac{1}{\omega^3} \Theta(\omega - 1) \\ &\quad \times \int_0^\infty \frac{\text{Im } P_{3D}(q, \omega - 1)}{[1 - v_q \text{Re } P_{3D}(q, \omega - 1)]^2 + [v_q \text{Im } P_{3D}(q, \omega - 1)]^2} q^2 dq. \end{aligned} \quad (5.69)$$

Correspondingly, in the 2D case we obtain the expression

$$\begin{aligned} \text{Re } \sigma_{2D}(\omega) &= -e^2 \frac{\alpha}{2\sqrt{2}V} \frac{1}{\omega^3} \Theta(\omega - 1) \\ &\quad \times \int_0^\infty \frac{\text{Im } P_{2D}(q, \omega - 1)}{[1 - v_q \text{Re } P_{2D}(q, \omega - 1)]^2 + [v_q \text{Im } P_{2D}(q, \omega - 1)]^2} q^2 dq. \end{aligned} \quad (5.70)$$

2. Plasmon-phonon contribution

The RPA dynamic structure factor for the electron (or hole) system can be separated in two parts, one related to continuum excitations of the electrons (or holes) S_{cont} , and one related to the undamped plasmon branch:

$$S_{\text{RPA}}(q, \omega) = A_{\text{pl}}(q) \delta(\omega - \omega_{\text{pl}}(q)) + S_{\text{cont}}(q, \omega), \quad (5.71)$$

where $\omega_{\text{pl}}(q)$ is the wave number dependent plasmon frequency and A_{pl} is the strength of the undamped plasmon branch.

In Eqs. (5.69), (5.70), the contribution of the continuum excitations corresponds to the region (q, ω) where $\text{Im } P(q, \omega) \neq 0$. The contribution related to the undamped plasmons is provided by a region of (q, ω) , where the equations

$$\begin{cases} \text{Im } P(q, \omega) = 0 \\ 1 - v_q \text{Re } P(q, \omega) = 0 \end{cases}. \quad (5.72)$$

are fulfilled simultaneously. Using (5.61), we find that Eqs. (5.73) are equivalent to

$$\text{Im} \frac{1}{\varepsilon(q, \omega)} = 0, \quad \text{Re} \frac{1}{\varepsilon(q, \omega)} = 0. \quad (5.73)$$

In the region where $\text{Im } P(q, \omega) = 0$, the expression $\frac{\text{Im } P(q, \omega)}{[1 - v_q \text{Re } P(q, \omega)]^2 + [v_q \text{Im } P(q, \omega)]^2}$ is proportional to the delta function, which gives a finite contribution to the memory function after the integration over q :

$$\begin{aligned} & \left. \frac{\text{Im } P(q, \omega)}{[1 - v_q \text{Re } P(q, \omega)]^2 + [v_q \text{Im } P(q, \omega)]^2} \right|_{\text{Im } P(q, \omega)=0} \\ &= \frac{1}{\pi v_q} \delta(1 - v_q \text{Re } P(q, \omega)). \end{aligned} \quad (5.74)$$

Using Eq. (5.74), the coefficients $A_{\text{pl}}(q)$ in Eq. (5.71) can be expressed in terms of the polarization function $P(q, \omega)$ as follows:

$$\begin{aligned} & \left. \frac{\text{Im } P(q, \omega)}{[1 - v_q \text{Re } P(q, \omega)]^2 + [v_q \text{Im } P(q, \omega)]^2} \right|_{\text{Im } P(q, \omega)=0} \\ &= \frac{1}{\pi v_q^2 \left| \frac{\partial}{\partial \omega} \text{Re } P(q, \omega) \right|} \bigg|_{\omega=\omega_{\text{pl}}(q)} \delta(\omega - \omega_{\text{pl}}(q)) \\ & \Downarrow \end{aligned}$$

$$A_{\text{pl}}(q) = \frac{1}{\pi v_q^2 \left| \frac{\partial}{\partial \omega} \text{Re } P(q, \omega) \right|} \Big|_{\omega=\omega_{\text{pl}}(q)}. \quad (5.75)$$

The contribution derived from the undamped plasmon branch $A_{\text{pl}}(q)\delta(\omega - \omega_{\text{pl}}(q))$ is denoted in Ref. [53] as the ‘*plasmon-phonon*’ contribution. The physical process related to this contribution is the emission of both a phonon and a plasmon in the scattering process.

E. Comparison to the infrared spectrum of $\text{Nd}_{2-x}\text{Ce}_x\text{CuO}_{2-y}$

Calvani and collaborators have performed doping-dependent measurements of the infrared absorption spectra of the high- T_c material $\text{Nd}_{2-x}\text{Ce}_x\text{CuO}_{2-y}$ (NCCO). The region of the spectrum examined by these authors ($50\text{-}10000\text{ cm}^{-1}$) is very rich in absorption features: they observe is a “Drude-like” component at the lowest frequencies, and a set of sharp absorption peaks related to phonons and infrared active modes (up to about 1000 cm^{-1}) possibly associated to small (Holstein) polarons. Three distinct absorption bands can be distinguished: the ‘*d*-band’ (around 1000 cm^{-1}), the Mid-Infrared band (MIR, around 5000 cm^{-1}) and the Charge-Transfer band (around 10^4 cm^{-1}). Of all these features, the *d*-band and, at a higher temperatures, the Drude-like component have (hypothetically) been associated with large polaron optical absorption [92].

For the lowest levels of Ce doping, the *d*-band can be most clearly distinguished from the other features. The experimental optical absorption spectrum (up to 3000 cm^{-1}) of $\text{Nd}_2\text{CuO}_{2-\delta}$ ($\delta < 0.004$), obtained by Calvani and co-workers [92], is shown in Fig. 12 (shaded area) together with the theoretical curve obtained by the present method (full, bold curve) and, for reference, the one-polaron optical absorption result (dotted curve). At lower frequencies ($600\text{-}1000\text{ cm}^{-1}$) a marked difference between the single polaron optical absorption and the many-polaron result is manifest. The experimental *d*-band can be clearly identified, rising in intensity at about 600 cm^{-1} , peaking around 1000 cm^{-1} , and then decreasing in intensity above that frequency. At a density of $n_0 = 1.5 \times 10^{17}\text{ cm}^{-3}$, we found a remarkable agreement between our theoretical predictions and the experimental curve.

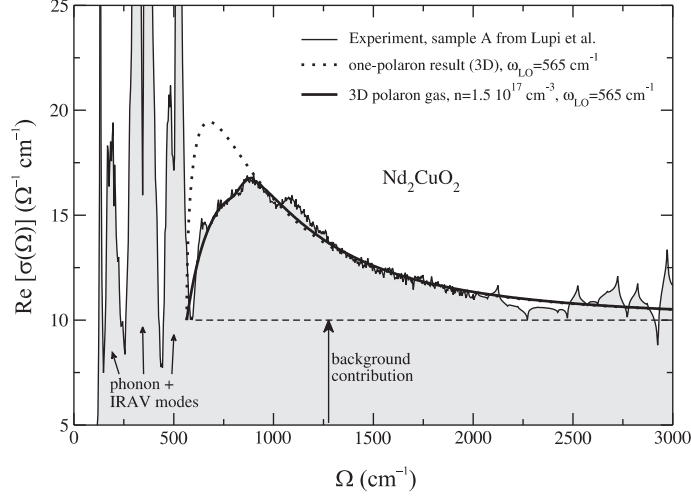


FIG. 12: The infrared absorption of $\text{Nd}_2\text{CuO}_{2-\delta}$ ($\delta < 0.004$) is shown as a function of frequency, up to 3000 cm^{-1} . The experimental results of Calvani and co-workers [92] is represented by the thin black curve and by the shaded area. The so-called ‘d-band’ rises in intensity around 600 cm^{-1} and increases in intensity up to a maximum around 1000 cm^{-1} . The dotted curve shows the single polaron result. The full black curve represents the theoretical results obtained in the present work for the interacting many-polaron gas with $n_0 = 1.5 \times 10^{17} \text{ cm}^{-3}$, $\alpha = 2.1$ and $m_b = 0.5 m_e$. (From Ref. [53].)

F. Experimental data on the optical absorption in manganites: interpretation in terms of a many-polaron response

In Refs. [93, 94], the experimental results on the optical spectroscopy of $\text{La}_{2/3}\text{Sr}_{1/3}\text{MnO}_3$ (LSMO) and $\text{La}_{2/3}\text{Ca}_{1/3}\text{MnO}_3$ (LCMO) thin films in the mid-infrared frequency region are presented. The optical conductivity spectra of LCMO films are interpreted in [93, 94] in terms of the optical response of small polarons, while the optical conductivity spectra of LSMO films are explained using the large-polaron picture (see Fig. 13).

The real part of the optical conductivity $\text{Re } \sigma(\omega)$ is expressed in Ref. [94] by the formula

$$\text{Re } \sigma(\omega) = \alpha n_p \frac{2}{3} \frac{e^2}{m^2} \frac{(\hbar\omega_0)^2}{\pi\hbar\omega^3} \sqrt{\frac{\hbar}{2m\omega_0}} \int_0^\infty q^2 S^{(H)}(q, \omega - \omega_0) dq, \quad (5.76a)$$

where α is the electron-phonon coupling constant, n_p is the polaron density, m is the electron band mass, ω_0 is the LO-phonon frequency, and $S^{(H)}(q, \omega)$ is the dynamic structure factor,

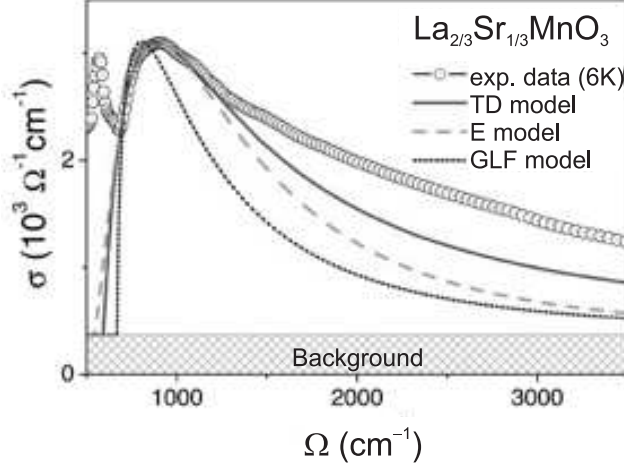


FIG. 13: Comparison of the low-temperature MIR optical conductivity to $\sigma(\omega)$ from various model calculations: the solid line refers to the weak-coupling approach of Tempere and Devreese [53] modified for an on-site Hubbard interaction, the dashed line is the result of the phenomenological approach for self-trapped large polarons by Emin [95], the dotted curve is the weak-coupling single-polaron result [71]. (From Ref. [93].)

determined in Ref. [94] through the dielectric function of an electron gas $\varepsilon(\mathbf{q}, \omega)$:

$$S^{(H)}(\mathbf{q}, \omega) = \frac{\hbar}{n_p} \frac{q^2}{4\pi e^2} \text{Im} \left[-\frac{1}{\varepsilon(\mathbf{q}, \omega)} \right]. \quad (5.77)$$

In Ref. [53], the other definition for the dynamic structure factor is used, which is equivalent to that given by (5.77) (see Ref. [72]) with the factor N (the number of electrons)

$$S^{(TD)}(\mathbf{q}, \omega) = \frac{1}{2} \int_{-\infty}^{+\infty} \langle \varphi_{\text{el}} | \rho_{\mathbf{q}}(t) \rho_{-\mathbf{q}}(0) | \varphi_{\text{el}} \rangle e^{i\omega t} dt = N S^{(H)}(\mathbf{q}, \omega). \quad (5.78)$$

Here, φ_{el} denotes the ground state of the electron subsystem (without the electron-phonon interaction), $\rho_{\mathbf{q}} = \sum_{j=1}^N e^{i\mathbf{q} \cdot \mathbf{r}_j}$ is the Fourier component of the electron density.

In Ref. [53], the dynamic structure factor is calculated within the random-phase approximation (RPA) taking into account the Coulomb interaction between electrons with the Fourier component of the Coulomb potential

$$v_{\mathbf{q}} = \frac{4\pi e^2}{q^2 \varepsilon_{\infty}}, \quad (5.79)$$

where ε_{∞} is the high-frequency dielectric constant of the crystal. In Refs. [93, 94], the dynamic structure factor is calculated taking into account the local Hubbard electron-electron

interaction instead of the Coulomb interaction. The local Hubbard interaction is used in the small-polaron formalism and describes the potential energy of two electrons on one and the same site (see, e. g., Refs. [96, 97]). In its simplest form the Hubbard interaction is (see Eq. (1) of Ref. [96])

$$V_H = U \sum_i n_{i\uparrow} n_{i\downarrow}, \quad (5.80)$$

where U is the coupling constant of the Hubbard interaction, $n_{i\uparrow}$ is the electron occupation number for the i -th site.

In Refs. [93, 94], there are no details of the calculation using the interaction term (5.80). The following procedure can be supposed. The transition from the summation over the lattice sites to the integral over the crystal volume V is performed taking into account the normalization condition

$$N_{\uparrow(\downarrow)} = \sum_i n_{i\uparrow(\downarrow)} = \int_V \tilde{n}_{\uparrow(\downarrow)}(\mathbf{r}) d\mathbf{r},$$

where the density $\tilde{n}_{\uparrow(\downarrow)}(\mathbf{r})$ is to be determined through $n_{i\uparrow(\downarrow)}$. As far as the lattice cell volume $\Omega_0 \ll V$, the integral $\int_V n_{\uparrow(\downarrow)}(\mathbf{r}) d\mathbf{r}$ can be written as the sum over the lattice sites:

$$\int_V n_{\uparrow(\downarrow)}(\mathbf{r}) d\mathbf{r} = \Omega_0 \sum_i \tilde{n}_{\uparrow(\downarrow)}(\mathbf{r}_i),$$

where $\{\mathbf{r}_i\}$ are the vectors of the lattice. Therefore, from the equality

$$\sum_i n_{i\uparrow(\downarrow)} = \Omega_0 \sum_i \tilde{n}_{\uparrow(\downarrow)}(\mathbf{r}_i)$$

we find that

$$n_{i\uparrow(\downarrow)} = \tilde{n}_{\uparrow(\downarrow)}(\mathbf{r}_i).$$

The potential (5.80) is then transformed from the sum over sites to the integral:

$$V_H = \frac{U}{\Omega_0} \sum_i n_{i\uparrow} n_{i\downarrow} \Omega_0 = \int_V U \Omega_0 \delta(\mathbf{r} - \mathbf{r}') \tilde{n}_{\uparrow}(\mathbf{r}) \tilde{n}_{\downarrow}(\mathbf{r}') d\mathbf{r} d\mathbf{r}'. \quad (5.81)$$

Consequently, in the continuum approach the Hubbard model is described by the δ -like interparticle potential $U \Omega_0 \delta(\mathbf{r} - \mathbf{r}')$.

This development of the approach [53] performed in Refs. [93, 94] seems to be contradictory by the following reason. For a many-polaron system, both the electron-phonon and electron-electron interactions are provided by the electrostatic potentials. Therefore, it would be consistent to consider them both within one and the same approach. Namely,

the Coulomb electron-electron interaction with the potential (5.79) is relevant for large and small polarons with the Fröhlich electron-phonon interaction, while the Hubbard electron-electron interaction is relevant for small Holstein polarons. Nevertheless, as recognized in Ref. [93], this model “reproduces the observed shape of the polaron peak quite convincingly” and provides a better agreement with the experiment [93, 94] than the phenomenological approach [95] and the one-polaron theory [71].

VI. INTERACTING POLARONS IN A QUANTUM DOT

A. The partition function and the free energy of a many-polaron system

We consider a system of N electrons with mutual Coulomb repulsion and interacting with the lattice vibrations following Ref. [98]. The system is assumed to be confined by a parabolic potential characterized by the frequency parameter Ω_0 . The total number of electrons is represented as $N = \sum_{\sigma} N_{\sigma}$, where N_{σ} is the number of electrons with the spin projection $\sigma = \pm 1/2$. The electron 3D (2D) coordinates are denoted by $\mathbf{x}_{j,\sigma}$ with $j = 1, \dots, N_{\sigma}$. The bulk phonons (characterized by 3D wave vectors \mathbf{k} and frequencies $\omega_{\mathbf{k}}$) are described by the complex coordinates $Q_{\mathbf{k}}$, which possess the property [43]

$$Q_{\mathbf{k}}^* = Q_{-\mathbf{k}}. \quad (6.1)$$

The full set of the electron and phonon coordinates are denoted by $\bar{\mathbf{x}} \equiv \{\mathbf{x}_{j,\sigma}\}$ and $\bar{Q} \equiv \{Q_{\mathbf{k}}\}$.

Throughout the present treatment, the Euclidean time variable $\tau = it$ is used, where t is the real time variable. In this representation the Lagrangian of the system is

$$L(\dot{\bar{\mathbf{x}}}, \dot{\bar{Q}}; \bar{\mathbf{x}}, \bar{Q}) = L_e(\dot{\bar{\mathbf{x}}}, \bar{\mathbf{x}}) - V_C(\bar{\mathbf{x}}) - U_b(\bar{\mathbf{x}}) + L_{ph}(\dot{\bar{Q}}, \bar{Q}) + L_{e-ph}(\bar{\mathbf{x}}, \bar{Q}), \quad (6.2)$$

where $L_e(\dot{\bar{\mathbf{x}}}, \bar{\mathbf{x}})$ is the Lagrangian of an electron with band mass m_b in a quantum dot:

$$L_e(\dot{\bar{\mathbf{x}}}, \bar{\mathbf{x}}) = - \sum_{\sigma=\pm 1/2} \sum_{j=1}^{N_{\sigma}} \frac{m_b}{2} (\dot{\mathbf{x}}_{j,\sigma}^2 + \Omega_0^2 \mathbf{x}_{j,\sigma}^2), \quad \dot{\mathbf{x}} \equiv \frac{d\mathbf{x}}{d\tau}, \quad (6.3)$$

Ω_0 is the confinement frequency, $V_b(\bar{\mathbf{x}})$ is the potential of a background charge (supposed to be static and uniformly distributed with the charge density en_b in a sphere of a radius R),

$$U_b(\bar{\mathbf{x}}) = \sum_{\sigma} \sum_{j=1}^N V_b(r_{j,\sigma}), \quad r \equiv |\mathbf{x}|, \quad (6.4)$$

$$V_b(r) = -\frac{4\pi e^2 n_b}{3\varepsilon_0} \left[\Theta(r < R) \frac{3R^2 - r^2}{2} + \Theta(R \leq r) \frac{R^3}{r} \right], \quad (6.5)$$

where ε_0 is the static dielectric constant of a crystal, $V_C(\bar{\mathbf{x}})$ is the potential energy of the electron-electron Coulomb repulsion in the medium with the high-frequency dielectric constant ε_{∞} :

$$V_C(\bar{\mathbf{x}}) = \sum_{\sigma, \sigma'=\pm 1/2} \sum_{j=1}^{N_{\sigma}} \sum_{l=1}^{N_{\sigma'}} \frac{e^2}{2\varepsilon_{\infty}} \frac{1}{|\mathbf{x}_{j,\sigma} - \mathbf{x}_{l,\sigma'}|}, \quad (j,\sigma) \neq (l,\sigma') \quad (6.6)$$

$L_{ph}(\dot{\bar{Q}}, \dot{\bar{Q}}^*; \bar{Q}, \bar{Q}^*)$ is the Lagrangian of free phonons:

$$L_{ph}(\dot{\bar{Q}}, \bar{Q}) = -\frac{1}{2} \sum_{\mathbf{k}} (\dot{\bar{Q}}_{\mathbf{k}}^* \dot{\bar{Q}}_{\mathbf{k}} + \omega_{\mathbf{k}}^2 \bar{Q}_{\mathbf{k}}^* \bar{Q}_{\mathbf{k}}), \quad \dot{\bar{Q}} \equiv \frac{d\bar{Q}}{d\tau}. \quad (6.7)$$

Further, $L_{e-ph}(\bar{\mathbf{x}}, \bar{Q}, \bar{Q}^*)$ is the Lagrangian of the electron-phonon interaction:

$$L_{e-ph}(\bar{\mathbf{x}}, \bar{Q}) = - \sum_{\mathbf{k}} \left(\frac{2\omega_{\mathbf{k}}}{\hbar} \right)^{1/2} V_{\mathbf{k}} \bar{Q}_{-\mathbf{k}} \rho_{\mathbf{k}}, \quad (6.8)$$

where $\rho_{\mathbf{k}}$ is the Fourier transform of the electron density operator:

$$\rho_{\mathbf{k}} = \sum_{\sigma=\pm 1/2} \sum_{j=1}^{N_{\sigma}} e^{i\mathbf{k} \cdot \mathbf{x}_{j,\sigma}}. \quad (6.9)$$

$V_{\mathbf{k}}$ is the amplitude of the electron-phonon interaction. Here, we consider electrons interacting with the long-wavelength longitudinal optical (LO) phonons with a dispersionless frequency $\omega_{\mathbf{k}} = \omega_{\text{LO}}$, for which the amplitude $V_{\mathbf{k}}$ is [26]

$$V_{\mathbf{k}} = \frac{\hbar \omega_{\text{LO}}}{q} \left(\frac{2\sqrt{2}\pi\alpha}{V} \right)^{1/2} \left(\frac{\hbar}{m_b \omega_{\text{LO}}} \right)^{1/4}, \quad (6.10)$$

where α is the electron-phonon coupling constant and V is the volume of the crystal.

We consider a *canonical* ensemble, where the numbers N_{σ} are fixed. The partition function $Z(\{N_{\sigma}\}, \beta)$ of the system can be expressed as a path integral over the electron and phonon coordinates:

$$Z(\{N_{\sigma}\}, \beta) = \sum_P \frac{(-1)^{\xi_P}}{N_{1/2}! N_{-1/2}!} \int d\bar{\mathbf{x}} \int_{\bar{\mathbf{x}}}^{P\bar{\mathbf{x}}} D\bar{\mathbf{x}}(\tau) \int d\bar{Q} \int_{\bar{Q}}^{\bar{Q}} D\bar{Q}(\tau) e^{-S[\bar{\mathbf{x}}(\tau), \bar{Q}(\tau)]}, \quad (6.11)$$

where $S[\bar{\mathbf{x}}(\tau), \bar{Q}(\tau)]$ is the “action” functional:

$$S[\bar{\mathbf{x}}(\tau), \bar{Q}(\tau)] = -\frac{1}{\hbar} \int_0^{\hbar\beta} L(\dot{\bar{\mathbf{x}}}, \dot{\bar{Q}}; \bar{\mathbf{x}}, \bar{Q}) d\tau. \quad (6.12)$$

The parameter $\beta \equiv 1/(k_B T)$ is inversely proportional to the temperature T . In order to take the Fermi-Dirac statistics into account, the integral over the electron paths $\{\bar{\mathbf{x}}(\tau)\}$ in Eq. (6.11) contains a sum over all permutations P of the electrons with the same spin projection, and ξ_P denotes the parity of a permutation P .

The action functional (6.12) is quadratic in the phonon coordinates \bar{Q} . Therefore, *the path integral over the phonon variables in $Z(\{N_{\sigma}\}, \beta)$ can be calculated analytically* following

Ref. [43]. Let us describe this path integration in detail. First, we introduce the real phonon coordinates through the real and imaginary parts of the complex phonon coordinates $Q'_\mathbf{k} \equiv \text{Re } Q_\mathbf{k}$, $Q''_\mathbf{k} \equiv \text{Im } Q_\mathbf{k}$. According to the symmetry property (6.1), they obey the equalities

$$Q'_{-\mathbf{k}} = Q'_\mathbf{k}, \quad Q''_{-\mathbf{k}} = -Q''_\mathbf{k}. \quad (6.13)$$

$$q_\mathbf{k} \equiv \begin{cases} \sqrt{2}Q'_\mathbf{k}, & k_x \geq 0, \\ \sqrt{2}Q''_\mathbf{k}, & k_x < 0. \end{cases} \quad (6.14)$$

In this representation, the sum over phonon coordinates $\sum_\mathbf{k} |Q_\mathbf{k}|^2$ is transformed in the following way using the symmetry property (6.13):

$$\begin{aligned} \sum_\mathbf{k} |Q_\mathbf{k}|^2 &= \sum_\mathbf{k} [(Q'_\mathbf{k})^2 + (Q''_\mathbf{k})^2] \\ &= 2 \sum_{\substack{\mathbf{k} \\ (k_x \geq 0)}} (Q'_\mathbf{k})^2 + 2 \sum_{\substack{\mathbf{k} \\ (k_x < 0)}} (Q''_\mathbf{k})^2 \\ &= \sum_{\substack{\mathbf{k} \\ (k_x \geq 0)}} q_\mathbf{k}^2 + \sum_{\substack{\mathbf{k} \\ (k_x < 0)}} q_\mathbf{k}^2 = \sum_\mathbf{k} q_\mathbf{k}^2. \end{aligned}$$

Therefore, the phonon Lagrangian (6.7) with the real phonon coordinates is

$$L_{ph} = -\frac{1}{2} \sum_\mathbf{k} (\dot{q}_\mathbf{k}^2 + \omega_\mathbf{k}^2 q_\mathbf{k}^2). \quad (6.15)$$

The Lagrangian of the electron-phonon interaction (6.8) with the real phonon coordinates is transformed in the following way using (6.13):

$$\begin{aligned} L_{e-ph} &= - \sum_\mathbf{k} \left(\frac{2\omega_\mathbf{k}}{\hbar} \right)^{1/2} V_\mathbf{k} \rho_\mathbf{k} (Q'_\mathbf{k} - iQ''_\mathbf{k}) \\ &= - \sum_{\substack{\mathbf{k} \\ (k_x \geq 0)}} \left(\frac{2\omega_\mathbf{k}}{\hbar} \right)^{1/2} (V_\mathbf{k} \rho_\mathbf{k} + V_{-\mathbf{k}} \rho_{-\mathbf{k}}) Q'_\mathbf{k} \\ &\quad + i \sum_{\substack{\mathbf{k} \\ (k_x < 0)}} \left(\frac{2\omega_\mathbf{k}}{\hbar} \right)^{1/2} (V_\mathbf{k} \rho_\mathbf{k} - V_{-\mathbf{k}} \rho_{-\mathbf{k}}) Q''_\mathbf{k}. \end{aligned}$$

Let us introduce the real forces:

$$\gamma_\mathbf{k} \equiv \begin{cases} \frac{1}{\sqrt{2}} \left(\frac{2\omega_\mathbf{k}}{\hbar} \right)^{1/2} (V_\mathbf{k} \rho_\mathbf{k} + V_{-\mathbf{k}} \rho_{-\mathbf{k}}), & k_x \geq 0, \\ \frac{1}{i\sqrt{2}} \left(\frac{2\omega_\mathbf{k}}{\hbar} \right)^{1/2} (V_\mathbf{k} \rho_\mathbf{k} - V_{-\mathbf{k}} \rho_{-\mathbf{k}}), & k_x < 0. \end{cases} \quad (6.16)$$

This gives us the Lagrangian of the electron-phonon interaction in terms of the real forces and real phonon coordinates:

$$L_{e-ph} = - \sum_{\mathbf{k}} \gamma_{\mathbf{k}} q_{\mathbf{k}}. \quad (6.17)$$

So, the sum of the Lagrangians of phonons and of the electron-phonon interaction is expressed through ordinary real oscillator variables:

$$L_{ph} + L_{e-ph} = -\frac{1}{2} \sum_{\mathbf{k}} (\dot{q}_{\mathbf{k}}^2 + \omega_{\mathbf{k}}^2 q_{\mathbf{k}}^2 + \gamma_{\mathbf{k}} q_{\mathbf{k}}). \quad (6.18)$$

The path integration for each phonon mode with the coordinate $q_{\mathbf{k}}$ is performed independently as described in Sec. 2 of Ref. [43] and gives the result

$$\begin{aligned} & \int_{-\infty}^{\infty} dq_{\mathbf{k}} \int_{q_{\mathbf{k}}}^{q_{\mathbf{k}}} Dq_{\mathbf{k}}(\tau) \exp \left[-\frac{1}{\hbar} \int_0^{\hbar\beta} d\tau \frac{1}{2} (\dot{q}_{\mathbf{k}}^2 + \omega_{\mathbf{k}}^2 q_{\mathbf{k}}^2 + \gamma_{\mathbf{k}} q_{\mathbf{k}}) \right] \\ &= \frac{1}{2 \sinh \left(\frac{\beta \hbar \omega_{\mathbf{k}}}{2} \right)} \\ & \times \exp \left\{ \frac{1}{4\hbar} \int_0^{\hbar\beta} d\tau \int_0^{\hbar\beta} d\tau' \frac{\cosh [\omega_{\mathbf{k}} (|\tau - \tau'| - \hbar\beta/2)]}{\omega_{\mathbf{k}} \sinh (\beta \hbar \omega_{\mathbf{k}}/2)} \gamma_{\mathbf{k}}(\tau) \gamma_{\mathbf{k}}(\tau'), \right\} \end{aligned}$$

where the exponential is the influence functional of a driven oscillator { [43], Eq. (3.43)}.

Therefore, the path integral over all phonon modes is

$$\begin{aligned} & \int d\{q_{\mathbf{k}}\} \int_{\{q_{\mathbf{k}}\}}^{\{q_{\mathbf{k}}\}} D\{q_{\mathbf{k}}(\tau)\} \exp \left[-\frac{1}{\hbar} \int_0^{\hbar\beta} d\tau \sum_{\mathbf{k}} \frac{1}{2} (\dot{q}_{\mathbf{k}}^2 + \omega_{\mathbf{k}}^2 q_{\mathbf{k}}^2 + \gamma_{\mathbf{k}} q_{\mathbf{k}}) \right] \\ &= \left(\prod_{\mathbf{k}} \frac{1}{2 \sinh \left(\frac{\beta \hbar \omega_{\mathbf{k}}}{2} \right)} \right) \\ & \times \exp \left\{ \frac{1}{4\hbar} \int_0^{\hbar\beta} d\tau \int_0^{\hbar\beta} d\tau' \sum_{\mathbf{k}} \frac{\cosh [\omega_{\mathbf{k}} (|\tau - \tau'| - \hbar\beta/2)]}{\omega_{\mathbf{k}} \sinh (\beta \hbar \omega_{\mathbf{k}}/2)} \gamma_{\mathbf{k}}(\tau) \gamma_{\mathbf{k}}(\tau') \right\} \end{aligned}$$

Here, the product $\prod_{\mathbf{k}} \dots$ is the partition function of free phonons, and the exponential is the influence functional of the phonon subsystem on the electron subsystem. This influence functional results from the above described *elimination of the phonon coordinates* and is usually written down as $e^{-\Phi}$, where Φ is

$$\Phi = -\frac{1}{4\hbar} \int_0^{\hbar\beta} d\tau \int_0^{\hbar\beta} d\tau' \sum_{\mathbf{k}} \frac{\cosh [\omega_{\mathbf{k}} (|\tau - \tau'| - \hbar\beta/2)]}{\omega_{\mathbf{k}} \sinh (\beta \hbar \omega_{\mathbf{k}}/2)} \gamma_{\mathbf{k}}(\tau) \gamma_{\mathbf{k}}(\tau'). \quad (6.19)$$

The sum over the phonon wave vectors \mathbf{k} can be simplified as follows:

$$\begin{aligned}
& \sum_{\mathbf{k}} \frac{\cosh [\omega_{\mathbf{k}} (|\tau - \tau'| - \hbar\beta/2)]}{\omega_{\mathbf{k}} \sinh (\beta\hbar\omega_{\mathbf{k}}/2)} \gamma_{\mathbf{k}} (\tau) \gamma_{\mathbf{k}} (\tau') \\
&= \frac{1}{\hbar} \sum_{\substack{\mathbf{k} \\ (k_x \geq 0)}} \frac{\cosh [\omega_{\mathbf{k}} (|\tau - \tau'| - \hbar\beta/2)]}{\sinh (\beta\hbar\omega_{\mathbf{k}}/2)} \\
&\quad \times [V_{\mathbf{k}} \rho_{\mathbf{k}} (\tau) + V_{-\mathbf{k}} \rho_{-\mathbf{k}} (\tau)] [V_{\mathbf{k}} \rho_{\mathbf{k}} (\tau') + V_{-\mathbf{k}} \rho_{-\mathbf{k}} (\tau')] \\
&\quad - \frac{1}{\hbar} \sum_{\substack{\mathbf{k} \\ (k_x < 0)}} \frac{\cosh [\omega_{\mathbf{k}} (|\tau - \tau'| - \hbar\beta/2)]}{\sinh (\beta\hbar\omega_{\mathbf{k}}/2)} \\
&\quad \times [V_{\mathbf{k}} \rho_{\mathbf{k}} (\tau) - V_{-\mathbf{k}} \rho_{-\mathbf{k}} (\tau)] [V_{\mathbf{k}} \rho_{\mathbf{k}} (\tau') - V_{-\mathbf{k}} \rho_{-\mathbf{k}} (\tau')] \\
&= \frac{2}{\hbar} \sum_{\substack{\mathbf{k} \\ (k_x \geq 0)}} \frac{\cosh [\omega_{\mathbf{k}} (|\tau - \tau'| - \hbar\beta/2)]}{\sinh (\beta\hbar\omega_{\mathbf{k}}/2)} V_{\mathbf{k}} V_{-\mathbf{k}} \\
&\quad \times [\rho_{\mathbf{k}} (\tau) \rho_{-\mathbf{k}} (\tau') + \rho_{-\mathbf{k}} (\tau) \rho_{\mathbf{k}} (\tau')] \\
&= \frac{2}{\hbar} \sum_{\mathbf{k}} \frac{\cosh [\omega_{\mathbf{k}} (|\tau - \tau'| - \hbar\beta/2)]}{\sinh (\beta\hbar\omega_{\mathbf{k}}/2)} |V_{\mathbf{k}}|^2 \rho_{\mathbf{k}} (\tau) \rho_{-\mathbf{k}} (\tau').
\end{aligned}$$

Herefrom, we find that

$$\Phi = - \sum_{\mathbf{k}} \frac{|V_{\mathbf{k}}|^2}{2\hbar^2} \int_0^{\hbar\beta} d\tau \int_0^{\hbar\beta} d\tau' \frac{\cosh [\omega_{\mathbf{k}} (|\tau - \tau'| - \frac{\hbar\beta}{2})]}{\sinh (\frac{\beta\hbar\omega_{\mathbf{k}}}{2})} \rho_{\mathbf{k}} (\tau) \rho_{-\mathbf{k}} (\tau'). \quad (6.20)$$

As a result, the partition function of the electron-phonon system (6.11) factorizes into a product

$$Z (\{N_{\sigma}\}, \beta) = Z_p (\{N_{\sigma}\}, \beta) \prod_{\mathbf{k}} \frac{1}{2 \sinh (\beta\hbar\omega_{\mathbf{k}}/2)} \quad (6.21)$$

of the partition function of free phonons with a partition function $Z_p (\{N_{\sigma}\}, \beta)$ of interacting polarons, which is a path integral over the electron coordinates only:

$$Z_p (\{N_{\sigma}\}, \beta) = \sum_P \frac{(-1)^{\xi_P}}{N_{1/2}! N_{-1/2}!} \int d\bar{\mathbf{x}} \int_{\bar{\mathbf{x}}}^{P\bar{\mathbf{x}}} D\bar{\mathbf{x}} (\tau) e^{-S_p [\bar{\mathbf{x}}(\tau)]}. \quad (6.22)$$

The functional

$$S_p [\bar{\mathbf{x}} (\tau)] = -\frac{1}{\hbar} \int_0^{\hbar\beta} [L_e (\dot{\bar{\mathbf{x}}} (\tau), \bar{\mathbf{x}} (\tau)) - V_C (\bar{\mathbf{x}} (\tau))] d\tau + \Phi [\bar{\mathbf{x}} (\tau)] \quad (6.23)$$

describes the phonon-induced retarded interaction between the electrons, including the retarded self-interaction of each electron.

Using (6.3) and (6.6) we write down $S_p[\bar{\mathbf{x}}(\tau)]$ explicitly:

$$S_p[\bar{\mathbf{x}}(\tau)] = \frac{1}{\hbar} \int_0^{\hbar\beta} \left[\sum_{\sigma} \sum_{j=1}^{N_{\sigma}} \frac{m_b}{2} (\dot{\mathbf{x}}_{j,\sigma}^2 + \Omega_0^2 \mathbf{x}_{j,\sigma}^2) + \sum_{\substack{\sigma, \sigma' \\ (j,\sigma) \neq (l,\sigma')}} \sum_{j=1}^{N_{\sigma}} \sum_{l=1}^{N_{\sigma'}} \frac{e^2}{2\varepsilon_{\infty} |\mathbf{x}_{j,\sigma} - \mathbf{x}_{l,\sigma'}|} \right] d\tau \\ - \sum_{\mathbf{q}} \frac{|V_{\mathbf{q}}|^2}{2\hbar^2} \int_0^{\hbar\beta} d\tau \int_0^{\hbar\beta} d\tau' \frac{\cosh[\omega_{\text{LO}}(|\tau - \tau'| - \hbar\beta/2)]}{\sinh(\beta\hbar\omega_{\text{LO}}/2)} \rho_{\mathbf{q}}(\tau) \rho_{-\mathbf{q}}(\tau'). \quad (6.24)$$

The free energy of a system of interacting polarons $F_p(\{N_{\sigma}\}, \beta)$ is related to their partition function (6.22) by the equation:

$$F_p(\{N_{\sigma}\}, \beta) = -\frac{1}{\beta} \ln Z_p(\{N_{\sigma}\}, \beta). \quad (6.25)$$

At present no method is known to calculate the non-gaussian path integral (6.22) analytically. For *distinguishable* particles, the Jensen-Feynman variational principle [43] provides a convenient approximation technique. It yields a lower bound to the partition function, and hence an upper bound to the free energy.

It can be shown [99] that the path-integral approach to the many-body problem for a fixed number of identical particles can be formulated as a Feynman-Kac functional on a state space for N indistinguishable particles, by imposing an ordering on the configuration space and by the introduction of a set of boundary conditions at the boundaries of this state space. The resulting variational inequality for identical particles takes the same form as the Jensen-Feynman variational principle:

$$F_p \leq F_{var}, \quad (6.26)$$

$$F_{var} = F_0 + \frac{1}{\beta} \langle S_p - S_0 \rangle_{S_0}, \quad (6.27)$$

where S_0 is a model action with the corresponding free energy F_0 . The angular brackets mean a weighted average over the paths

$$\langle (\bullet) \rangle_{S_0} = \frac{\sum_P \frac{(-1)^{\xi_P}}{N_{1/2}! N_{-1/2}!} \int d\bar{\mathbf{x}} \int_{\bar{\mathbf{x}}}^{P\bar{\mathbf{x}}} D\bar{\mathbf{x}}(\tau) (\bullet) e^{-S_0[\bar{\mathbf{x}}(\tau)]}}{\sum_P \frac{(-1)^{\xi_P}}{N_{1/2}! N_{-1/2}!} \int d\bar{\mathbf{x}} \int_{\bar{\mathbf{x}}}^{P\bar{\mathbf{x}}} D\bar{\mathbf{x}}(\tau) e^{-S_0[\bar{\mathbf{x}}(\tau)]}}. \quad (6.28)$$

In the zero-temperature limit, the polaron ground-state energy

$$E_p^0 = \lim_{\beta \rightarrow \infty} F_p \quad (6.29)$$

obeys the inequality following from (6.26) with (6.27):

$$E_p^0 \leq E_{var}$$

with

$$E_{var} = E_0^0 + \lim_{\beta \rightarrow \infty} \left(\frac{1}{\beta} \langle S_p - S_0 \rangle_{S_0} \right), \quad (6.30)$$

$$E_0^0 = \lim_{\beta \rightarrow \infty} F_0. \quad (6.31)$$

B. Model system

We consider a model system consisting of N electrons with coordinates $\bar{\mathbf{x}} \equiv \{\mathbf{x}_{j,\sigma}\}$ and N_f fictitious particles with coordinates $\bar{\mathbf{y}} \equiv \{\mathbf{y}_j\}$ in a harmonic confinement potential with elastic interparticle interactions as studied in Refs. [98, 100]. The Lagrangian of this model system takes the form

$$\begin{aligned} L_M(\dot{\bar{\mathbf{x}}}, \dot{\bar{\mathbf{y}}}; \bar{\mathbf{x}}, \bar{\mathbf{y}}) = & -\frac{m_b}{2} \sum_{\sigma} \sum_{j=1}^{N_{\sigma}} (\dot{\mathbf{x}}_{j,\sigma}^2 + \Omega^2 \mathbf{x}_{j,\sigma}^2) + \frac{m_b \omega^2}{4} \sum_{\sigma, \sigma'} \sum_{j=1}^{N_{\sigma}} \sum_{l=1}^{N_{\sigma'}} (\mathbf{x}_{j,\sigma} - \mathbf{x}_{l,\sigma'})^2 \\ & - \frac{m_f}{2} \sum_{j=1}^{N_f} (\dot{\mathbf{y}}_j^2 + \Omega_f^2 \mathbf{y}_j^2) - \frac{k}{2} \sum_{\sigma} \sum_{j=1}^{N_{\sigma}} \sum_{l=1}^{N_f} (\mathbf{x}_{j,\sigma} - \mathbf{y}_l)^2. \end{aligned} \quad (6.32)$$

The frequencies Ω , ω , Ω_f , the mass of a fictitious particle m_f , and the force constant k are variational parameters. Clearly, this Lagrangian is symmetric with respect to electron permutations. Performing the path integral over the coordinates of the fictitious particles in the same way as described above for phonons, the partition function $Z_0(\{N_{\sigma}\}, \beta)$ of the model system of interacting polarons becomes a path integral over the electron coordinates:

$$Z_0(\{N_{\sigma}\}, \beta) = \sum_P \frac{(-1)^{\xi_P}}{N_{1/2}! N_{-1/2}!} \int d\bar{\mathbf{x}} \int_{\bar{\mathbf{x}}}^{P\bar{\mathbf{x}}} D\bar{\mathbf{x}}(\tau) e^{-S_0[\bar{\mathbf{x}}(\tau)]}, \quad (6.33)$$

with the action functional $S_0[\bar{\mathbf{x}}(\tau)]$ given by

$$\begin{aligned} S_0[\bar{\mathbf{x}}(\tau)] = & \frac{1}{\hbar} \int_0^{\hbar\beta} \sum_{\sigma} \sum_{j=1}^{N_{\sigma}} \frac{m_b}{2} [\dot{\mathbf{x}}_{j,\sigma}^2(\tau) + \Omega^2 \mathbf{x}_{j,\sigma}^2(\tau)] d\tau \\ & - \frac{1}{\hbar} \int_0^{\hbar\beta} \sum_{\sigma, \sigma'} \sum_{j=1}^{N_{\sigma}} \sum_{l=1}^{N_{\sigma'}} \frac{m_b \omega^2}{4} [\mathbf{x}_{j,\sigma}(\tau) - \mathbf{x}_{l,\sigma'}(\tau)]^2 d\tau \\ & - \frac{k^2 N^2 N_f}{4 m_f \hbar \Omega_f} \int_0^{\hbar\beta} d\tau \int_0^{\hbar\beta} d\tau' \frac{\cosh[\Omega_f(|\tau - \tau'| - \hbar\beta/2)]}{\sinh(\beta \hbar \Omega_f/2)} \mathbf{X}(\tau) \cdot \mathbf{X}(\tau'), \end{aligned} \quad (6.34)$$

where \mathbf{X} is the center-of-mass coordinate of the electrons,

$$\mathbf{X} = \frac{1}{N} \sum_{\sigma} \sum_{j=1}^{N_{\sigma}} \mathbf{x}_{j,\sigma}. \quad (6.35)$$

1. Analytical calculation of the model partition function

The partition function $Z_0(\{N_{\sigma}\}, \beta)$ [Eq. (6.33)] for the model system of interacting polarons can be expressed in terms of the partition function $Z_M(\{N_{\sigma}\}, N_f, \beta)$ of the model system of interacting electrons and fictitious particles with the Lagrangian L_M [Eq. (6.32)] as follows:

$$Z_0(\{N_{\sigma}\}, \beta) = \frac{Z_M(\{N_{\sigma}\}, N_f, \beta)}{Z_f(N_f, w_f, \beta)}, \quad (6.36)$$

where $Z_f(N_f, w_f, \beta)$ is the partition function of fictitious particles,

$$Z_f(N_f, \beta) = \frac{1}{(2 \sinh \frac{1}{2} \beta \hbar w_f)^{DN_f}}, \quad (6.37)$$

with the frequency

$$w_f = \sqrt{\Omega_f^2 + kN/m_f} \quad (6.38)$$

and $D=3(2)$ for 3D(2D) systems. The partition function $Z_M(\{N_{\sigma}\}, N_f, \beta)$ is the path integral for both the electrons and the fictitious particles:

$$Z_M(\{N_{\sigma}\}, N_f, \beta) = \sum_P \frac{(-1)^{\xi_P}}{N_{1/2}! N_{-1/2}!} \int d\bar{\mathbf{x}} \int_{\bar{\mathbf{x}}}^{P\bar{\mathbf{x}}} D\bar{\mathbf{x}}(\tau) \int d\bar{\mathbf{y}} \int_{\bar{\mathbf{y}}}^{\bar{\mathbf{y}}} D\bar{\mathbf{y}}(\tau) e^{-S_M[\bar{\mathbf{x}}(\tau), \bar{\mathbf{y}}(\tau)]} \quad (6.39)$$

with the “action” functional

$$S_M[\bar{\mathbf{x}}(\tau), \bar{\mathbf{y}}(\tau)] = -\frac{1}{\hbar} \int_0^{\hbar\beta} L_M(\dot{\bar{\mathbf{x}}}, \dot{\bar{\mathbf{y}}}; \bar{\mathbf{x}}, \bar{\mathbf{y}}) d\tau, \quad (6.40)$$

where the Lagrangian is given by Eq. (6.32).

Let us consider an auxiliary “ghost” subsystem with the Lagrangian

$$L_g(\dot{\mathbf{X}}_g, \dot{\mathbf{Y}}_g, \mathbf{X}_g, \mathbf{Y}_g) = -\frac{m_b N}{2} (\dot{\mathbf{X}}_g^2 + w^2 \mathbf{X}_g^2) - \frac{m_f N_f}{2} (\dot{\mathbf{Y}}_g^2 + w_f^2 \mathbf{Y}_g^2) \quad (6.41)$$

with two frequencies w and w_f , where w is given by

$$w = \sqrt{\Omega^2 - N\omega^2 + kN_f/m_b}. \quad (6.42)$$

The partition function Z_g of this subsystem

$$Z_g = \int d\mathbf{X}_g \int d\mathbf{Y}_g \int_{\mathbf{X}_g}^{\mathbf{X}_g} D\mathbf{X}_g(\tau) \int_{\mathbf{Y}_g}^{\mathbf{Y}_g} D\mathbf{Y}_g(\tau) \exp \{ -S_g [\mathbf{X}_g(\tau), \mathbf{Y}_g(\tau)] \}, \quad (6.43)$$

with the “action” functional

$$S_g [\mathbf{X}_g(\tau), \mathbf{Y}_g(\tau)] = -\frac{1}{\hbar} \int_0^{\hbar\beta} L_g \left(\dot{\mathbf{X}}_g, \mathbf{X}_g, \dot{\mathbf{Y}}_g, \mathbf{Y}_g \right) d\tau \quad (6.44)$$

is calculated in the standard way, because its Lagrangian (6.41) has a simple oscillator form. Consequently, the partition function Z_g is

$$Z_g = \frac{1}{[2 \sinh(\frac{\beta\hbar\omega}{2})]^D} \frac{1}{[2 \sinh(\frac{\beta\hbar\omega_f}{2})]^D}. \quad (6.45)$$

The product $Z_g Z_M$ of the two partition functions Z_g and $Z_M(\{N_\sigma\}, N_f, \beta)$ is a path integral in the state space of N electrons, N_f fictitious particles and two “ghost” particles with the coordinate vectors \mathbf{X}_g and \mathbf{Y}_g . The Lagrangian \tilde{L}_M of this system is a sum of L_M and L_g ,

$$\tilde{L}_M \left(\dot{\bar{\mathbf{x}}}, \dot{\bar{\mathbf{y}}}, \dot{\mathbf{X}}_g, \dot{\mathbf{Y}}_g; \bar{\mathbf{x}}, \bar{\mathbf{y}}, \mathbf{X}_g, \mathbf{Y}_g \right) \equiv L_M \left(\dot{\bar{\mathbf{x}}}, \dot{\bar{\mathbf{y}}}; \bar{\mathbf{x}}, \bar{\mathbf{y}} \right) + L_g \left(\dot{\mathbf{X}}_g, \dot{\mathbf{Y}}_g, \mathbf{X}_g, \mathbf{Y}_g \right). \quad (6.46)$$

The “ghost” subsystem is introduced because the center-of-mass coordinates in \tilde{L}_M can be explicitly separated much more transparently than in L_M . This separation is realized by the linear transformation of coordinates,

$$\begin{cases} \mathbf{x}_{j,\sigma} = \mathbf{x}'_{j,\sigma} + \mathbf{X} - \mathbf{X}_g, \\ \mathbf{y}_{j\sigma} = \mathbf{y}'_{j\sigma} + \mathbf{Y} - \mathbf{Y}_g, \end{cases} \quad (6.47)$$

where \mathbf{X} and \mathbf{Y} are the center-of-mass coordinate vectors of the electrons and of the fictitious particles, correspondingly:

$$\mathbf{X} = \frac{1}{N} \sum_{\sigma} \sum_{j=1}^{N_{\sigma}} \mathbf{x}_{j,\sigma}, \quad \mathbf{Y} = \frac{1}{N_f} \sum_{j=1}^{N_f} \mathbf{y}_j. \quad (6.48)$$

Before the transformation (6.47), the independent variables are $(\bar{\mathbf{x}}, \bar{\mathbf{y}}, \mathbf{X}_g, \mathbf{Y}_g)$, with the center-of-mass coordinates \mathbf{X} and \mathbf{Y} determined by Eq. (6.48). When applying the trans-

formation (6.47) to the centers of mass (6.48), we find that

$$\mathbf{X} = \frac{1}{N} \sum_{\sigma} \sum_{j=1}^{N_{\sigma}} (\mathbf{x}'_{j,\sigma} + \mathbf{X} - \mathbf{X}_g) = \frac{1}{N} \sum_{\sigma} \sum_{j=1}^{N_{\sigma}} \mathbf{x}'_{j,\sigma} + \mathbf{X} - \mathbf{X}_g, \quad (6.49)$$

$$\mathbf{Y} = \frac{1}{N_f} \sum_{j=1}^{N_f} (\mathbf{y}'_{j\sigma} + \mathbf{Y} - \mathbf{Y}_g) = \frac{1}{N_f} \sum_{j=1}^{N_f} \mathbf{y}'_{j\sigma} + \mathbf{Y} - \mathbf{Y}_g. \quad (6.50)$$

As seen from Eqs. (6.49), (6.50), after the transformation (6.47) the independent variables are $(\bar{\mathbf{x}}', \bar{\mathbf{y}}', \mathbf{X}, \mathbf{Y})$, while the coordinates $(\mathbf{X}_g, \mathbf{Y}_g)$ obey the equations

$$\mathbf{X}_g = \frac{1}{N} \sum_{\sigma} \sum_{j=1}^{N_{\sigma}} \mathbf{x}'_{j,\sigma}, \quad \mathbf{Y}_g = \frac{1}{N_f} \sum_{j=1}^{N_f} \mathbf{y}'_j. \quad (6.51)$$

In order to find the explicit form of the Lagrangian (6.46) after the transformation (6.47), we use the following relations for the quadratic sums of coordinates:

$$\begin{aligned} \sum_{\sigma} \sum_{j=1}^{N_{\sigma}} \mathbf{x}_{j,\sigma}^2 &= \sum_{\sigma} \sum_{j=1}^{N_{\sigma}} (\mathbf{x}'_{j,\sigma})^2 + N (\mathbf{X}^2 - \mathbf{X}_g^2), \quad \sum_{j=1}^{N_f} \mathbf{y}_j^2 = \sum_{j=1}^{N_f} (\mathbf{y}'_j)^2 + N_f (\mathbf{Y}^2 - \mathbf{Y}_g^2), \\ \sum_{\sigma, \sigma'} \sum_{j=1}^{N_{\sigma}} \sum_{l=1}^{N_{\sigma'}} (\mathbf{x}_{j,\sigma} - \mathbf{x}_{l,\sigma'})^2 &= 2N \sum_{\sigma} \sum_{j=1}^{N_{\sigma}} (\mathbf{x}'_{j,\sigma})^2 - 2N_f^2 \mathbf{X}_g^2, \\ \sum_{j=1}^{N_f} \sum_{l=1}^{N_f} (\mathbf{y}_j - \mathbf{y}_l)^2 &= 2N_f \sum_{j=1}^{N_f} (\mathbf{y}'_j)^2 - 2N_f^2 \mathbf{Y}_g^2, \\ \sum_{\sigma} \sum_{j=1}^{N_{\sigma}} \sum_{l=1}^{N_f} (\mathbf{x}_{j,\sigma} - \mathbf{y}_l)^2 &= N_f \sum_{\sigma} \sum_{j=1}^{N_{\sigma}} (\mathbf{x}'_{j,\sigma})^2 + N \sum_{j=1}^{N_f} (\mathbf{y}'_j)^2 + \\ &NN_f (\mathbf{X}^2 + \mathbf{Y}^2 - 2\mathbf{X} \cdot \mathbf{Y} - \mathbf{X}_g^2 - \mathbf{Y}_g^2). \end{aligned} \quad (6.52)$$

The substitution of Eq. (6.48) into Eq. (6.46) then results in the following 3 terms:

$$\tilde{L}_M \left(\dot{\bar{\mathbf{x}}}', \dot{\bar{\mathbf{y}}}', \dot{\mathbf{X}}, \dot{\mathbf{Y}}; \bar{\mathbf{x}}', \bar{\mathbf{y}}', \mathbf{X}, \mathbf{Y} \right) = L_w \left(\dot{\bar{\mathbf{x}}}', \bar{\mathbf{x}}' \right) + L_{w_f} \left(\dot{\bar{\mathbf{y}}}', \bar{\mathbf{y}}' \right) + L_C \left(\dot{\mathbf{X}}, \mathbf{X}; \dot{\mathbf{Y}}, \mathbf{Y} \right), \quad (6.53)$$

where $L_w \left(\dot{\bar{\mathbf{x}}}', \bar{\mathbf{x}}' \right)$ and $L_{w_f} \left(\dot{\bar{\mathbf{y}}}', \bar{\mathbf{y}}' \right)$ are Lagrangians of non-interacting identical oscillators with the frequencies w and w_f , respectively,

$$L_w \left(\dot{\bar{\mathbf{x}}}', \bar{\mathbf{x}}' \right) = -\frac{m_b}{2} \sum_{\sigma=\pm 1/2} \sum_{j=1}^{N_{\sigma}} \left[(\dot{\mathbf{x}}'_{j,\sigma})^2 + w^2 (\mathbf{x}'_{j,\sigma})^2 \right], \quad (6.54)$$

$$L_{w_f} \left(\dot{\bar{\mathbf{y}}}', \bar{\mathbf{y}}' \right) = -\frac{m_f}{2} \sum_{j=1}^{N_f} \left[(\dot{\mathbf{y}}'_{j,\sigma})^2 + w_f^2 (\mathbf{y}'_{j,\sigma})^2 \right]. \quad (6.55)$$

The Lagrangian $L_C(\dot{\mathbf{X}}, \mathbf{X}; \dot{\mathbf{Y}}, \mathbf{Y})$ describes the combined motion of the centers-of-mass of the electrons and of the fictitious particles,

$$L_C(\dot{\mathbf{X}}, \mathbf{X}; \dot{\mathbf{Y}}, \mathbf{Y}) = -\frac{m_b N}{2} (\dot{\mathbf{X}}^2 + \tilde{\Omega}^2 \mathbf{X}^2) - \frac{m_f N_f}{2} (\dot{\mathbf{Y}}^2 + w_f^2 \mathbf{Y}^2) + k N N_f \mathbf{X} \cdot \mathbf{Y}, \quad (6.56)$$

with

$$\tilde{\Omega} = \sqrt{\Omega^2 + k N_f / m_b}. \quad (6.57)$$

The Lagrangian (6.56) is reduced to a diagonal quadratic form in the coordinates and the velocities by a unitary transformation for two interacting oscillators using the following replacement of variables:

$$\begin{aligned} \mathbf{X} &= \frac{1}{\sqrt{m_b N}} (a_1 \mathbf{r} + a_2 \mathbf{R}), \\ \mathbf{Y} &= \frac{1}{\sqrt{m_f N_f}} (-a_2 \mathbf{r} + a_1 \mathbf{R}) \end{aligned} \quad (6.58)$$

with the coefficients

$$a_1 = \left[\frac{1 + \chi}{2} \right]^{1/2}, \quad a_2 = \left[\frac{1 - \chi}{2} \right]^{1/2}, \quad (6.59)$$

$$\chi \equiv \frac{\tilde{\Omega}^2 - \tilde{\Omega}_f^2}{\left[\left(\tilde{\Omega}^2 - \tilde{\Omega}_f^2 \right)^2 + 4\gamma^2 \right]^{1/2}}, \quad \gamma \equiv k \sqrt{\frac{N N_f}{m_b m_f}}. \quad (6.60)$$

The eigenfrequencies of the center-of-mass subsystem are then given by the expression

$$\begin{cases} \Omega_1 = \sqrt{\frac{1}{2} \left[\tilde{\Omega}^2 + \tilde{\Omega}_f^2 + \sqrt{\left(\tilde{\Omega}^2 - \tilde{\Omega}_f^2 \right)^2 + 4\gamma^2} \right]}, \\ \Omega_2 = \sqrt{\frac{1}{2} \left[\tilde{\Omega}^2 + \tilde{\Omega}_f^2 - \sqrt{\left(\tilde{\Omega}^2 - \tilde{\Omega}_f^2 \right)^2 + 4\gamma^2} \right]}. \end{cases} \quad (6.61)$$

As a result, four independent frequencies Ω_1 , Ω_2 , w and w_f appear in the problem. Three of them (Ω_1 , Ω_2 , w) are the eigenfrequencies of the model system. Ω_1 is the frequency of the relative motion of the center of mass of the electrons with respect to the center of mass of the fictitious particles; Ω_2 is the frequency related to the center of mass of the model system as a whole; w is the frequency of the relative motion of the electrons with respect to their center of mass. The parameter w_f is an analog of the second variational parameter w of the one-polaron Feynman model. Further, the Lagrangian (6.56) takes the form

$$L_C = -\frac{1}{2} (\dot{\mathbf{r}}^2 + \Omega_1^2 \mathbf{r}^2) - \frac{1}{2} (\dot{\mathbf{R}}^2 + \Omega_2^2 \mathbf{R}^2), \quad (6.62)$$

leading to the partition function corresponding to the combined motion of the centers-of-mass of the electrons and of the fictitious particles

$$Z_C = \frac{1}{[2 \sinh(\frac{\beta \hbar \Omega_1}{2})]^D} \frac{1}{[2 \sinh(\frac{\beta \hbar \Omega_2}{2})]^D}. \quad (6.63)$$

Taking into account Eqs. (6.45) and (6.63), we obtain finally the partition function of the model system for interacting polarons

$$Z_0(\{N_\sigma\}, \beta) = \left[\frac{\sinh(\frac{\beta \hbar w}{2}) \sinh(\frac{\beta \hbar w_f}{2})}{\sinh(\frac{\beta \hbar \Omega_1}{2}) \sinh(\frac{\beta \hbar \Omega_2}{2})} \right]^D \tilde{\mathbb{Z}}_F(\{N_\sigma\}, w, \beta). \quad (6.64)$$

Here

$$\tilde{\mathbb{Z}}_F(\{N_\sigma\}, w, \beta) = \mathbb{Z}_F(N_{1/2}, w, \beta) \mathbb{Z}_F(N_{-1/2}, w, \beta) \quad (6.65)$$

is the partition function of $N = N_{1/2} + N_{-1/2}$ non-interacting fermions in a parabolic confinement potential with the frequency w . The analytical expressions for the partition function of N_σ spin-polarized fermions $\mathbb{Z}_F(N_\sigma, w, \beta)$ were derived in Ref. [101].

C. Variational functional

In order to obtain an upper bound to the free energy E_{var} , we substitute the model action functional (6.34) into the right-hand side of the variational inequality (6.26) and consider the limit $\beta \rightarrow \infty$:

$$\begin{aligned} E_{var}(\{N_\sigma\}) &= \mathbb{E}_F(\{N_\sigma\}, w) + \frac{m_b}{2} (\Omega_0^2 - \Omega^2 + N\omega^2) \left\langle \sum_{j=1}^N \mathbf{x}_j^2(0) \right\rangle_{S_0} \\ &\quad - \frac{m_b \omega^2 N^2}{2} \langle \mathbf{X}^2(0) \rangle_{S_0} + \langle U_b(\bar{\mathbf{x}}) \rangle_{S_0} + \sum_{\mathbf{q} \neq 0} \frac{2\pi e^2}{V \varepsilon_\infty q^2} [\mathcal{G}(\mathbf{q}, 0 | \{N_\sigma\}, \beta \rightarrow \infty) - N] \\ &\quad + \lim_{\beta \rightarrow \infty} \frac{k^2 N^2 N_f}{4m_f \beta \hbar \Omega_f} \int_0^{\hbar\beta} d\tau \int_0^{\hbar\beta} d\tau' \frac{\cosh[\Omega_f(|\tau - \tau'| - \hbar\beta/2)]}{\sinh(\beta \hbar \Omega_f/2)} \langle \mathbf{X}(\tau) \cdot \mathbf{X}(\tau') \rangle_{S_0} \\ &\quad - \lim_{\beta \rightarrow \infty} \sum_{\mathbf{q}} \frac{|V_{\mathbf{q}}|^2}{2\hbar^2 \beta} \int_0^{\hbar\beta} d\tau \int_0^{\hbar\beta} d\tau' \frac{\cosh[\omega_{LO}(|\tau - \tau'| - \hbar\beta/2)]}{\sinh(\beta \hbar \omega_{LO}/2)} \mathcal{G}(\mathbf{q}, \tau - \tau' | \{N_\sigma\}, \beta). \end{aligned} \quad (6.66)$$

Here, $\mathbb{E}_F(N, w)$ is the energy of N non-interacting fermions in a parabolic confinement potential with the confinement frequency w ,

$$\mathbb{E}_F(\{N_\sigma\}, w) = \hbar w \sum_{\sigma=\pm 1/2} \left\{ \sum_{n=0}^{L_\sigma-1} \left(n + \frac{3}{2}\right) g(n) + (N_\sigma - N_{L_\sigma}) \left(L_\sigma + \frac{3}{2}\right) \right\}, \quad (6.67)$$

where σ is the spin of an electron, L_σ is the lower partly filled or empty level for N_σ electrons with the spin projection σ . The first term in the curly brackets of Eq. (6.94) (the upper line) is the number of electrons at fully filled energy levels, while the second term (square brackets) is the number of electrons at the next upper level (which can be empty or filled partially). The energy levels of a 3D oscillator are degenerate, so that

$$g(n) = \frac{1}{2} (n+1)(n+2) \quad (6.68)$$

is the degeneracy of the n -th energy level. The parameter

$$N_{L_\sigma} = \frac{1}{6} L_\sigma (L_\sigma + 1) (L_\sigma + 2) \quad (6.69)$$

is the number of electrons at all fully filled levels. The summation in Eq. (6.67) is performed explicitly, what gives us the result

$$\mathbb{E}_F(\{N_\sigma\}, w) = \hbar w \sum_{\sigma} \left[\frac{1}{8} L_\sigma (L_\sigma + 1)^2 (L_\sigma + 2) + (N_\sigma - N_{L_\sigma}) \left(L_\sigma + \frac{3}{2}\right) \right]. \quad (6.70)$$

In Eq. (6.66), $\mathcal{G}(\mathbf{q}, \tau - \tau' | \{N_\sigma\}, \beta)$ is the two-point correlation function for the electron density operators:

$$\mathcal{G}(\mathbf{q}, \tau | \{N_\sigma\}, \beta) = \langle \rho_{\mathbf{q}}(\tau) \rho_{-\mathbf{q}}(0) \rangle_{S_0}. \quad (6.71)$$

The averages $\langle \mathbf{X}(\tau) \cdot \mathbf{X}(\tau') \rangle_{S_0}$ are calculated using the generating function method:

$$\langle X_k(\tau) X_k(\tau') \rangle_{S_0} = - \frac{\partial^2}{\partial \xi_k \partial \eta_k} \langle \exp[i(\xi \cdot \mathbf{X}(\tau) + \eta \cdot \mathbf{X}(\tau'))] \rangle_{S_0} \Big|_{\xi=0, \eta=0}, \quad (6.72)$$

$$\implies \langle \mathbf{X}(\tau) \cdot \mathbf{X}(\tau') \rangle_{S_0} = \frac{3\hbar}{2mN} \sum_{i=1}^2 \frac{a_i^2 \cosh[\Omega_i(|\tau - \sigma| - \hbar\beta/2)]}{\Omega_i \sinh(\hbar\beta\Omega_i/2)}. \quad (6.73)$$

Substituting this expression into Eq. (6.66) and performing integrations over τ and σ analytically, we obtain the result

$$\begin{aligned} & \frac{k^2 N^2 N_f}{4m_f \beta \hbar \Omega_f} \int_0^{\hbar\beta} d\tau \int_0^{\hbar\beta} d\tau' \frac{\cosh [\Omega_f (|\tau - \tau'| - \hbar\beta/2)]}{\sinh (\beta \hbar \Omega_f/2)} \langle \mathbf{X}(\tau) \cdot \mathbf{X}(\tau') \rangle_{S_0} \\ &= \frac{3\hbar\gamma}{4} \sum_{i=1}^2 \frac{a_i^2}{\Omega_f^2 - \Omega_i^2} \left[\frac{\coth (\beta \Omega_i/2)}{\Omega_i} - \frac{\coth (\beta \Omega_f/2)}{\Omega_f} \right], \end{aligned} \quad (6.74)$$

and in the zero-temperature limit we have

$$\begin{aligned} & \lim_{\beta \rightarrow \infty} \frac{k^2 N^2 N_f}{4m_f \beta \hbar \Omega_f} \int_0^{\hbar\beta} d\tau \int_0^{\hbar\beta} d\tau' \frac{\cosh [\Omega_f (|\tau - \tau'| - \hbar\beta/2)]}{\sinh (\beta \hbar \Omega_f/2)} \langle \mathbf{X}(\tau) \cdot \mathbf{X}(\tau') \rangle_{S_0} \\ &= \frac{3\hbar\gamma}{4} \sum_{i=1}^2 \frac{a_i^2}{\Omega_f^2 - \Omega_i^2} \left(\frac{1}{\Omega_i} - \frac{1}{\Omega_f} \right). \end{aligned} \quad (6.75)$$

The average $\left\langle \sum_{j=1}^N \mathbf{x}_j^2 \right\rangle_{S_0}$ is transformed, using the described above operations with the “ghost” subsystem,

$$\mathbf{x}_j = \mathbf{x}'_j + \mathbf{X} - \mathbf{X}_g, \quad (6.76)$$

and taking into account the first of equations (6.52)

$$\sum_{j=1}^N \mathbf{x}_j^2 = \sum_{j=1}^N (\mathbf{x}'_j)^2 + N (\mathbf{X}^2 - \mathbf{X}_g^2). \quad (6.77)$$

Consequently, averaging the left-hand side of Eq. (6.77) on the model action functional S_0 , one obtains

$$\begin{aligned} \left\langle \sum_{j=1}^N \mathbf{x}_j^2 \right\rangle_{S_0} &= \left\langle \sum_{j=1}^N \mathbf{x}_j^2 \right\rangle_{S_M} = \left\langle \sum_{j=1}^N \mathbf{x}_j^2 \right\rangle_{S_M + S_g} \\ &= \left\langle \sum_{j=1}^N \mathbf{x}_j^2 \right\rangle_{S_w} + N \left(\langle \mathbf{X}^2 \rangle_{S_C} - \langle \mathbf{X}_g^2 \rangle_{S_g} \right). \end{aligned} \quad (6.78)$$

The term $\left\langle \sum_{j=1}^N \mathbf{x}_j^2 \right\rangle_{S_w}$ is expressed using the virial theorem through the ground-state energy $\mathbb{E}_F(N, w)$ of N independent 3D fermion oscillators with the frequency w and with the mass m_b ,

$$\left\langle \sum_{j=1}^N \mathbf{x}_j^2 \right\rangle_{S_w} = \frac{\mathbb{E}_F(N, w)}{m_b w^2} = -\frac{1}{m_b w^2} \frac{\partial}{\partial \lambda} \ln \mathbb{Z}_I(N), \quad (6.79)$$

Two other terms in Eq. (6.78) are [cf. Eq. (6.73)]:

$$\begin{aligned}\langle \mathbf{X}^2 \rangle_{S_C} &= \frac{3\hbar}{2m_b N} \sum_{i=1}^2 \frac{a_i^2 \coth(\beta \Omega_i / 2)}{\Omega_i}, \\ \langle \mathbf{X}_g^2 \rangle_{S_g} &= \frac{3\hbar}{2m_b N} \frac{\coth(\beta w / 2)}{w}.\end{aligned}\quad (6.80)$$

So, we obtain

$$\left\langle \sum_{j=1}^N \mathbf{x}_j^2 \right\rangle_{S_0} = \frac{\mathbb{E}_F(\{N_\sigma\}, w)}{m_b w^2} + \frac{3\hbar}{2m_b} \left(\sum_{i=1}^2 \frac{a_i^2}{\Omega_i} - \frac{1}{w} \right). \quad (6.81)$$

The averaging of the background-charge potential gives us the result

$$\begin{aligned}\langle U_b(\bar{\mathbf{x}}) \rangle_{S_0} &= \frac{3\sqrt{2}\alpha\eta}{\pi(1-\eta)} \sum_{\sigma} \sum_{n=0}^{\infty} f_1(n, \sigma | \beta, N_\sigma) |_{\beta \rightarrow \infty} \sum_{k=0}^n \frac{(-1)^k}{k!} \binom{n+2}{n-k} \left(\frac{1}{2w} \right)^k \\ &\times \left\{ \frac{\Gamma(k - \frac{1}{2})}{A^{k-1/2}} \left[{}_1F_1\left(k - \frac{1}{2}; \frac{1}{2}; -\frac{R^2}{4A}\right) - {}_1F_1\left(k - \frac{1}{2}; \frac{3}{2}; -\frac{R^2}{4A}\right) \right] \right\}, \\ \eta &\equiv \varepsilon_\infty / \varepsilon_0, \quad A \equiv \frac{\hbar}{4m_b N} \left(\sum_{i=1}^2 \frac{a_i^2}{\Omega_i} + \frac{N-1}{w} \right),\end{aligned}\quad (6.82)$$

where $f_1(n, \sigma | \beta, N_\sigma)$ is the one-particle distribution function of fermions (the distribution functions are considered in more details in the next subsection).

Collecting all terms together, we arrive at the variational functional

$$\begin{aligned}E_{var}(\Omega_1, \Omega_2, w, \Omega_f) &= \hbar \left\{ \frac{\Omega_0^2 + w^2}{2w^2} \left[\frac{\tilde{E}(w, N)}{\hbar} - \frac{3}{2}w \right] + \frac{3}{2}(\Omega_1 + \Omega_2 - \Omega_f) \right. \\ &+ \frac{3}{4}(\Omega_0^2 - \Omega_1^2 - \Omega_2^2 + \Omega_f^2) \sum_{i=1}^2 \frac{a_i^2}{\Omega_i} + \frac{3\gamma^2}{4\Omega_f} \sum_{i=1}^2 \frac{a_i^2}{\Omega_i(\Omega_i + \Omega_f)} \Big\} \\ &+ \langle U_b(\bar{\mathbf{x}}) \rangle_{S_0} + E_C + E_{e-ph},\end{aligned}\quad (6.83)$$

where E_C and E_{e-ph} are the Coulomb and polaron contributions, respectively:

$$E_C = \frac{e^2}{4\pi^2 \varepsilon_\infty} \int d\mathbf{q} \frac{1}{q^2} \left[\mathcal{G}(\mathbf{q}, 0 | \{N_\sigma\}, \beta) |_{\beta \rightarrow \infty} - N \right], \quad (6.84)$$

$$E_{e-ph} = -\frac{\sqrt{2}\alpha}{4\pi^2 \hbar} \int d\mathbf{q} \frac{1}{q^2} \int_0^\infty d\tau \exp(-\omega_{LO}\tau) \mathcal{G}(\mathbf{q}, \tau | \{N_\sigma\}, \beta) |_{\beta \rightarrow \infty}. \quad (6.85)$$

The correlation function (6.71) is calculated analytically in the next subsection. With this correlation function, the variational ground-state energy is calculated and minimized numerically.

D. Two-point correlation functions

The two-point correlation function (6.71) is represented as the following path integral:

$$\begin{aligned} \mathcal{G}(\mathbf{q}, \tau | \{N_\sigma\}, \beta) &= \frac{1}{Z_0(\{N_\sigma\}, \beta)} \sum_P \frac{(-1)^{\xi_P}}{N_{1/2}! N_{-1/2}!} \\ &\times \int d\bar{\mathbf{x}} \int_{\bar{\mathbf{x}}}^{P\bar{\mathbf{x}}} D\bar{\mathbf{x}}(\tau) e^{-S_0[\bar{\mathbf{x}}(\tau)]} \rho_{\mathbf{q}}(\tau) \rho_{-\mathbf{q}}(0). \end{aligned} \quad (6.86)$$

We observe that $\mathcal{G}(\mathbf{q}, \tau | \{N_\sigma\}, \beta)$ can be rewritten as an average within the model “action” $S_M[\bar{\mathbf{x}}(\tau), \bar{\mathbf{y}}(\tau)]$ of interacting electrons and fictitious particles:

$$\begin{aligned} \mathcal{G}(\mathbf{q}, \tau | \{N_\sigma\}, \beta) &= \frac{1}{Z_M(\{N_\sigma\}, N_f, \beta)} \sum_P \frac{(-1)^{\xi_P}}{N_{1/2}! N_{-1/2}!} \\ &\times \int d\bar{\mathbf{x}} \int_{\bar{\mathbf{x}}}^{P\bar{\mathbf{x}}} D\bar{\mathbf{x}}(\tau) \int d\bar{\mathbf{y}} \int_{\bar{\mathbf{y}}}^{\bar{\mathbf{y}}} D\bar{\mathbf{y}}(\tau) e^{-S_M[\bar{\mathbf{x}}(\tau), \bar{\mathbf{y}}(\tau)]} \\ &\times \rho_{\mathbf{q}}(\tau) \rho_{-\mathbf{q}}(0). \end{aligned} \quad (6.87)$$

Indeed, one readily derives that the elimination of the fictitious particles in (6.87) leads to (6.86). The representation (6.87) allows one to calculate the correlation function $\mathcal{G}(\mathbf{q}, \tau | \{N_\sigma\}, \beta)$ in a much simpler way than through Eq. (6.86), using the separation of the coordinates of the centers of mass of the electrons and of the fictitious particles. This separation is performed for the two-point correlation function (6.87) by the same method as it has been done for the partition function (6.39). As a result, one obtains

$$\mathcal{G}(\mathbf{q}, \tau | \{N_\sigma\}, \beta) = \tilde{g}(\mathbf{q}, \tau | \{N_\sigma\}, \beta) \frac{\langle \exp[i\mathbf{q} \cdot (\mathbf{X}(\tau) - \mathbf{X}(\sigma))] \rangle_{S_C}}{\langle \exp[i\mathbf{q} \cdot (\mathbf{X}_g(\tau) - \mathbf{X}_g(\sigma))] \rangle_{S_g}}, \quad (6.88)$$

where $\tilde{g}(\mathbf{q}, \tau | \{N_\sigma\}, \beta)$ is the time-dependent correlation function of N non-interacting electrons in a parabolic confinement potential with the frequency w ,

$$\tilde{g}(\mathbf{q}, \tau | \{N_\sigma\}, \beta) = \langle \rho_{\mathbf{q}}(\tau) \rho_{-\mathbf{q}}(0) \rangle_{S_w}. \quad (6.89)$$

The action functional $S_w[\bar{\mathbf{x}}_\tau]$ is related to the Lagrangian $L_w(\dot{\bar{\mathbf{x}}}, \bar{\mathbf{x}})$ [Eq. (6.54)]

$$S_w[\bar{\mathbf{x}}_\tau] = \frac{1}{\hbar} \int_0^{\hbar\beta} L_w(\dot{\bar{\mathbf{x}}}, \bar{\mathbf{x}}) d\tau. \quad (6.90)$$

The averages in (6.88) are calculated using Feynman’s method of generating functions [43]. Namely, according to [43], the average

$$G[f(\tau)] \equiv \left\langle \exp \left\{ \frac{i}{\hbar} \int_0^\beta f(\tau) x_\tau d\tau \right\} \right\rangle_{S_w}, \quad (6.91)$$

where S_ω is the action functional of a one-dimensional harmonic oscillator with the frequency ω and with the mass m , results in

$$G[f(\tau)] = \exp \left\{ -\frac{1}{4m\hbar\omega} \int_0^\beta d\tau \int_0^\beta d\sigma \frac{\cosh[\omega(|\tau - \sigma| - \beta/2)]}{\sinh(\beta\omega/2)} f(\tau) f(\sigma) \right\}. \quad (6.92)$$

The diagonalization procedure for the Lagrangian L_C (6.56) allows us to represent that Lagrangian as a sum of Lagrangians of independent harmonic oscillators, what gives the following explicit expressions for averages in Eq. (6.88):

$$\begin{aligned} & \langle \exp[i\mathbf{q} \cdot (\mathbf{X}(\tau) - \mathbf{X}(\sigma))] \rangle_{S_C} \\ &= \exp \left\{ -\frac{\hbar q^2}{Nm_b} \left[\sum_{i=1}^2 a_i^2 \frac{\sinh\left(\frac{\Omega_i|\tau-\sigma|}{2}\right) \sinh\left(\frac{\Omega_i(\hbar\beta-|\tau-\sigma|)}{2}\right)}{\Omega_i \sinh\left(\frac{\beta\hbar\Omega_i}{2}\right)} \right] \right\}, \\ & \langle \exp[i\mathbf{q} \cdot (\mathbf{X}_g(\tau) - \mathbf{X}_g(\sigma))] \rangle_{S_g} \\ &= \exp \left[-\frac{\hbar q^2}{Nm_b} \frac{\sinh\left(\frac{w|\tau-\sigma|}{2}\right) \sinh\left(\frac{w(\hbar\beta-|\tau-\sigma|)}{2}\right)}{w \sinh\left(\frac{\beta\hbar w}{2}\right)} \right]. \end{aligned}$$

1. The correlation function $\tilde{g}(\mathbf{q}, \tau | \{N_\sigma\}, \beta)$

As seen from the formula (6.89), $\tilde{g}(\mathbf{q}, \tau | \{N_\sigma\}, \beta)$ is the time-dependent correlation function of N non-interacting fermions in a parabolic confinement potential with the frequency w . Let us consider first of all a system of N identical spin-polarized oscillators with the Lagrangian

$$L = \frac{m}{2} \sum_{j=1}^N (\dot{\mathbf{x}}_j^2 - \omega^2 \mathbf{x}_j^2). \quad (6.93)$$

The corresponding Hamiltonian is

$$\hat{H} = \sum_{j=1}^N \left(\frac{\hat{\mathbf{p}}_j^2}{2m} + \frac{m\omega^2 \hat{\mathbf{x}}_j^2}{2} \right), \quad (6.94)$$

$$\hat{H} = \sum_{j=1}^N \hat{h}_j, \quad \hat{h} \equiv \frac{\hat{\mathbf{p}}^2}{2m} + \frac{m\omega^2 \hat{\mathbf{x}}^2}{2}. \quad (6.95)$$

A set of eigenfunctions of the one-particle Hamiltonian \hat{h} is determined as follows:

$$\hat{h}\psi_{\mathbf{n}}(\mathbf{x}) = \varepsilon_n \psi_{\mathbf{n}}(\mathbf{x}), \quad (6.96)$$

where

$$\begin{aligned}\mathbf{n} &\equiv (n_1, n_2, n_3), \quad n \equiv n_1 + n_2 + n_3, \\ \varepsilon_{\mathbf{n}} = \varepsilon_n &= \hbar\omega \left(n + \frac{3}{2}\right), \quad \psi_{\mathbf{n}}(\mathbf{x}) = \varphi_{n_1}(x_1) \varphi_{n_2}(x_2) \varphi_{n_3}(x_3),\end{aligned}\tag{6.97}$$

$\varphi_n(x)$ is the n -th eigenfunction of a one-dimensional oscillator with the frequency ω .

The Hamiltonian (6.94) can be written down in terms of the annihilation ($\hat{a}_{\mathbf{n}}$) and creation ($\hat{a}_{\mathbf{n}}^+$) operators:

$$\hat{H} = \sum_{\mathbf{n}} \varepsilon_{\mathbf{n}} \hat{a}_{\mathbf{n}}^+ \hat{a}_{\mathbf{n}} = \sum_{\mathbf{n}} \varepsilon_{\mathbf{n}} \hat{N}_{\mathbf{n}}, \quad \hat{N}_{\mathbf{n}} \equiv \hat{a}_{\mathbf{n}}^+ \hat{a}_{\mathbf{n}}.\tag{6.98}$$

The many-particle quantum states in the representation of “occupation numbers” are written down as $|\dots N_{\mathbf{n}} \dots\rangle$, where $N_{\mathbf{n}}$ is the number of particles in the \mathbf{n} -th one-particle quantum state. The states $|\dots N_{\mathbf{n}} \dots\rangle$ are defined as the eigenstates of the operator of the number of particles in the \mathbf{n} -th state $\hat{N}_{\mathbf{n}}$:

$$\hat{N}_{\mathbf{n}} |\dots N_{\mathbf{n}} \dots\rangle = N_{\mathbf{n}} |\dots N_{\mathbf{n}} \dots\rangle.\tag{6.99}$$

Let us determine a set of quantum states with a *finite* total number of particles

$$\sum_{\mathbf{n}} N_{\mathbf{n}} = N\tag{6.100}$$

as follows:

$$|\dots N_{\mathbf{n}} \dots\rangle_{\sum_{\mathbf{n}} N_{\mathbf{n}} = N} \equiv |\Psi_{N, \{N_{\mathbf{n}}\}}\rangle.\tag{6.101}$$

Further on, we use the basis set of quantum states (6.101) for the derivation of the partition function, of the density function and of the two-point correlation function.

Partition function

The density matrix of the *canonical* Hibbs ensemble is

$$\hat{\rho} = \exp\left(-\beta \hat{H}\right), \quad \beta \equiv \frac{1}{k_B T}.$$

The partition function of this ensemble is the trace of the density matrix on the set of quantum states (6.101):

$$\begin{aligned}\mathbb{Z}_I(\beta|N) &= \sum_{\{N_{\mathbf{n}}\}} \left\langle \Psi_{N, \{N_{\mathbf{n}}\}} \left| \exp\left(-\beta \hat{H}\right) \right| \Psi_{N, \{N_{\mathbf{n}}\}} \right\rangle \\ &= \left[\sum_{\{N_{\mathbf{n}}\}} \exp\left(-\beta \sum_{\mathbf{n}} \varepsilon_{\mathbf{n}} N_{\mathbf{n}}\right) \right]_{\sum_{\mathbf{n}} N_{\mathbf{n}} = N}.\end{aligned}\tag{6.102}$$

This expression can be written down also in the form

$$\mathbb{Z}_I(\beta|N) = \sum_{\{N_{\mathbf{n}}\}} \exp\left(-\beta \sum_{\mathbf{n}} \varepsilon_{\mathbf{n}} N_{\mathbf{n}}\right) \delta_{N, \sum_{\mathbf{n}} N_{\mathbf{n}}}, \quad (6.103)$$

where

$$\delta_{j,k} = \begin{cases} 1, & j = k \\ 0, & j \neq k \end{cases}$$

is the delta symbol.

Let us introduce the generating function for the partition function in the same way as in Ref. [101]:

$$\begin{aligned} \Xi(\beta, u) &= \sum_{N=0}^{\infty} u^N \mathbb{Z}_I(\beta|N) = \sum_{N=0}^{\infty} u^N \sum_{\{N_{\mathbf{n}}\}} \exp\left(-\beta \sum_{\mathbf{n}} \varepsilon_{\mathbf{n}} N_{\mathbf{n}}\right) \delta_{N, \sum_{\mathbf{n}} N_{\mathbf{n}}} \\ &= \sum_{\{N_{\mathbf{n}}\}} \exp\left(-\beta \sum_{\mathbf{n}} \varepsilon_{\mathbf{n}} N_{\mathbf{n}}\right) \sum_{N=0}^{\infty} u^{\sum_{\mathbf{n}} N_{\mathbf{n}}} \delta_{N, \sum_{\mathbf{n}} N_{\mathbf{n}}} \\ &= \sum_{\{N_{\mathbf{n}}\}} \exp\left(-\beta \sum_{\mathbf{n}} \varepsilon_{\mathbf{n}} N_{\mathbf{n}}\right) u^{\sum_{\mathbf{n}} N_{\mathbf{n}}} \implies \\ \Xi(\beta, u) &= \prod_{\mathbf{n}} \left\{ \sum_{N_{\mathbf{n}}} [u \exp(-\beta \varepsilon_{\mathbf{n}})]^{N_{\mathbf{n}}} \right\}. \end{aligned} \quad (6.104)$$

Fermions

For fermions, the number $N_{\mathbf{n}}$ can take only values $N_{\mathbf{n}} = 0$ and $N_{\mathbf{n}} = 1$. Hence, for fermions (denoted by the index F), we obtain:

$$\Xi_F(\beta, u) = \prod_{\mathbf{n}} [1 + u \exp(-\beta \varepsilon_{\mathbf{n}})].$$

Since the n -th level of a 3D oscillator is degenerate with the degeneracy

$$g(n) = \frac{(n+1)(n+2)}{2},$$

we find that the generating function $\Xi_F(\beta, u)$ is given by

$$\Xi_F(\beta, u) = \prod_{n=0}^{\infty} [1 + u \exp(-\beta \varepsilon_n)]^{g(n)}. \quad (6.105)$$

Bosons

For bosons (denoted by the index B), $N_{\mathbf{n}} = 0, 1, \dots, \infty$. The summations over $\{N_{\mathbf{n}}\}$ in Eq. (6.104) gives:

$$\Xi_B(\beta, u) = \prod_{n=0}^{\infty} \left[\frac{1}{1 - u \exp(-\beta \varepsilon_n)} \right]^{g(n)}. \quad (6.106)$$

The results (6.104) and (6.106) prove (for the partition function) the equivalence of the path-integral approach for identical particles [101] and of the second-quantization method.

Integral representation

Let us use the Fourier representation for the delta symbol:

$$\delta_{N, \sum_{\mathbf{n}} N_{\mathbf{n}}} = \frac{1}{2\pi} \int_0^{2\pi} \exp \left[i \left(\sum_{\mathbf{n}} N_{\mathbf{n}} - N \right) (\theta - i\zeta) \right] d\theta, \quad (6.107)$$

where ζ is an arbitrary constant. Substituting Eq. (6.107) into Eq. (6.103) we obtain

$$\begin{aligned} \mathbb{Z}_I(\beta|N) &= \sum_{\{N_{\mathbf{n}}\}} \exp \left(-\beta \sum_{\mathbf{n}} \varepsilon_{\mathbf{n}} N_{\mathbf{n}} \right) \frac{1}{2\pi} \int_0^{2\pi} \exp \left[i \left(\sum_{\mathbf{n}} N_{\mathbf{n}} - N \right) (\theta - i\zeta) \right] d\theta \\ &= \frac{1}{2\pi} \int_0^{2\pi} d\theta \exp [-iN(\theta - i\zeta)] \sum_{\{N_{\mathbf{n}}\}} \exp \left(-\beta \sum_{\mathbf{n}} \varepsilon_{\mathbf{n}} N_{\mathbf{n}} + i \sum_{\mathbf{n}} N_{\mathbf{n}} (\theta - i\zeta) \right) \\ &= \frac{1}{2\pi} \int_0^{2\pi} d\theta \exp (-iN\theta - N\zeta) \Xi(\beta, e^{i\theta+\zeta}) \implies \\ \mathbb{Z}_I(\beta|N) &= \frac{1}{2\pi} \int_0^{2\pi} d\theta \exp [\ln \Xi(\beta, e^{i\theta+\zeta}) - N\zeta - iN\theta]. \end{aligned} \quad (6.108)$$

The partition function for a finite number of particles can be obtained from the generation function also by the inversion formula [102]

$$\mathbb{Z}_I(\beta|N) = \frac{1}{2\pi i} \oint \frac{\Xi(\beta, z)}{z^{N+1}} dz \quad (6.109)$$

$$= \frac{1}{2\pi} \int_0^{2\pi} e^{[\ln \Xi(\beta, ue^{i\theta}) - N \ln u]} e^{-iN\theta} d\theta. \quad (6.110)$$

Let us denote in Eq. (6.108):

$$\zeta \equiv \ln u. \quad (6.111)$$

In these notations, Eqs. (6.108) and (6.110) are *identical*. For the numerical calculation, it is more convenient to choose in Eq. (6.107) the interval of the integration over θ as $[-\pi, \pi]$

instead of $[0, 2\pi]$, what gives:

$$\mathbb{Z}_I(\beta|N) = \frac{1}{2\pi} \int_{-\pi}^{\pi} \Phi_N(\theta) d\theta, \quad (6.112)$$

with the function

$$\Phi_N(\theta) = \exp \left[\ln \Xi(\beta, ue^{i\theta}) - N \ln u - iN\theta \right]. \quad (6.113)$$

The aforesaid method of derivation of the partition function [Eqs. (6.107) to (6.108)] is heuristically useful, because it allows a simple generalization to spin-mixed systems with various polarization distributions.

The two-point density-density correlation function in the operator formalism is

$$\tilde{g}(\mathbf{q}, \tau | \{N_\sigma\}, \beta) = \langle \hat{\rho}_{\mathbf{q}}(\tau) \hat{\rho}_{-\mathbf{q}}(0) \rangle, \quad (6.114)$$

where $\hat{\rho}_{\mathbf{q}}(t)$ is the density operator in the Heisenberg representation:

$$\hat{\rho}_{\mathbf{q}}(\tau) = \exp \left(\frac{\tau}{\hbar} \hat{H} \right) \rho_{\mathbf{q}} \exp \left(-\frac{\tau}{\hbar} \hat{H} \right). \quad (6.115)$$

In the “second-quantization” representation, $\hat{\rho}_{\mathbf{q}}(t)$ is

$$\begin{aligned} \hat{\rho}_{\mathbf{q}}(\tau) &= \sum_{\mathbf{n}, \mathbf{n}'} (e^{i\mathbf{q} \cdot \hat{\mathbf{x}}})_{\mathbf{n}\mathbf{n}'} \hat{a}_{\mathbf{n}}^+(\tau) \hat{a}_{\mathbf{n}'}(\tau) \\ &= \sum_{\mathbf{n}, \mathbf{n}'} (e^{i\mathbf{q} \cdot \hat{\mathbf{x}}})_{\mathbf{n}\mathbf{n}'} \hat{a}_{\mathbf{n}}^+ \hat{a}_{\mathbf{n}'} \exp \left[\frac{\tau}{\hbar} (\varepsilon_{\mathbf{n}} - \varepsilon_{\mathbf{n}'}) \right]. \end{aligned} \quad (6.116)$$

After substituting Eq. (6.116) into (6.114), we find that

$$\tilde{g}(\mathbf{q}, \tau | \{N_\sigma\}, \beta) = \sum_{\mathbf{n}, \mathbf{n}'} \sum_{\mathbf{m}, \mathbf{m}'} (e^{i\mathbf{q} \cdot \hat{\mathbf{x}}})_{\mathbf{n}\mathbf{n}'} (e^{-i\mathbf{q} \cdot \hat{\mathbf{x}}})_{\mathbf{m}\mathbf{m}'} \exp \left[\frac{\tau}{\hbar} (\varepsilon_{\mathbf{n}} - \varepsilon_{\mathbf{n}'}) \right] \langle \hat{a}_{\mathbf{n}}^+ \hat{a}_{\mathbf{n}'} \hat{a}_{\mathbf{m}}^+ \hat{a}_{\mathbf{m}'} \rangle. \quad (6.117)$$

The operator $\hat{a}_{\mathbf{n}}^+ \hat{a}_{\mathbf{n}'} \hat{a}_{\mathbf{m}}^+ \hat{a}_{\mathbf{m}'}$ has non-zero diagonal matrix elements in the basis of quantum states $|\Psi_{N, \{N_{\mathbf{n}}\}}\rangle$ only in the cases

$$\begin{cases} \mathbf{n} = \mathbf{n}' \\ \mathbf{m} = \mathbf{m}' \end{cases} \quad \text{or} \quad \begin{cases} \mathbf{n} = \mathbf{m}' \\ \mathbf{m} = \mathbf{n}' \end{cases}. \quad (6.118)$$

Hence, the average

$$\langle \hat{a}_{\mathbf{n}}^+ \hat{a}_{\mathbf{n}'} \hat{a}_{\mathbf{m}}^+ \hat{a}_{\mathbf{m}'} \rangle = \frac{1}{\mathbb{Z}_I(\beta|N)} \sum_{\{N_{\mathbf{n}}\}} \left\langle \Psi_{N, \{N_{\mathbf{n}}\}} \left| \exp \left(-\beta \hat{H} \right) \hat{a}_{\mathbf{n}}^+ \hat{a}_{\mathbf{n}'} \hat{a}_{\mathbf{m}}^+ \hat{a}_{\mathbf{m}'} \right| \Psi_{N, \{N_{\mathbf{n}}\}} \right\rangle \quad (6.119)$$

is not equal to zero only when the condition (6.118) is fulfilled. This allows us to write down the average (6.119) as

$$\begin{aligned}
\langle \hat{a}_{\mathbf{n}}^+ \hat{a}_{\mathbf{n}'} \hat{a}_{\mathbf{m}}^+ \hat{a}_{\mathbf{m}'} \rangle &= \delta_{\mathbf{n}'\mathbf{n}} \delta_{\mathbf{m}'\mathbf{m}} (1 - \delta_{\mathbf{m}\mathbf{n}}) \langle \hat{a}_{\mathbf{n}}^+ \hat{a}_{\mathbf{n}} \hat{a}_{\mathbf{m}}^+ \hat{a}_{\mathbf{m}} \rangle + \delta_{\mathbf{m}'\mathbf{n}} \delta_{\mathbf{n}'\mathbf{m}} (1 - \delta_{\mathbf{m}\mathbf{n}}) \langle \hat{a}_{\mathbf{n}}^+ \hat{a}_{\mathbf{m}} \hat{a}_{\mathbf{m}}^+ \hat{a}_{\mathbf{n}} \rangle \\
&+ \delta_{\mathbf{n}'\mathbf{n}} \delta_{\mathbf{m}'\mathbf{m}} \delta_{\mathbf{m}\mathbf{n}} \langle \hat{a}_{\mathbf{n}}^+ \hat{a}_{\mathbf{n}} \hat{a}_{\mathbf{n}}^+ \hat{a}_{\mathbf{n}} \rangle \\
&= \delta_{\mathbf{n}'\mathbf{n}} \delta_{\mathbf{m}'\mathbf{m}} (1 - \delta_{\mathbf{m}\mathbf{n}}) \langle \hat{N}_{\mathbf{n}} \hat{N}_{\mathbf{m}} \rangle + \delta_{\mathbf{m}'\mathbf{n}} \delta_{\mathbf{n}'\mathbf{m}} (1 - \delta_{\mathbf{m}\mathbf{n}}) \left(\langle \hat{N}_{\mathbf{n}} \rangle - \langle \hat{N}_{\mathbf{n}} \hat{N}_{\mathbf{m}} \rangle \right) \\
&+ \delta_{\mathbf{n}'\mathbf{n}} \delta_{\mathbf{m}'\mathbf{m}} \delta_{\mathbf{m}\mathbf{n}} \bar{N}_{\mathbf{n}} \\
&= \delta_{\mathbf{n}'\mathbf{n}} \delta_{\mathbf{m}'\mathbf{m}} \langle \hat{N}_{\mathbf{n}} \hat{N}_{\mathbf{m}} \rangle + \delta_{\mathbf{m}'\mathbf{n}} \delta_{\mathbf{n}'\mathbf{m}} \langle \hat{N}_{\mathbf{n}} (1 - \hat{N}_{\mathbf{m}}) \rangle.
\end{aligned} \tag{6.120}$$

Here, the notation is used for the average occupation number $\bar{N}_{\mathbf{n}}$:

$$\langle \hat{N}_{\mathbf{n}} \rangle = \frac{1}{\mathbb{Z}_I(\beta|N)} \sum_{\{N_{\mathbf{n}}\}} \langle \Psi_{N, \{N_{\mathbf{n}}\}} | \exp(-\beta \hat{H}) \hat{N}_{\mathbf{n}} | \Psi_{N, \{N_{\mathbf{n}}\}} \rangle. \tag{6.121}$$

$$\begin{aligned}
\mathbb{Z}_I(\beta|N) &= \sum_{\{N_{\mathbf{n}}\}} \langle \Psi_{N, \{N_{\mathbf{n}}\}} | \exp(-\beta \hat{H}) | \Psi_{N, \{N_{\mathbf{n}}\}} \rangle \\
&= \left[\sum_{\{N_{\mathbf{n}}\}} \exp \left(-\beta \sum_{\mathbf{n}} \varepsilon_{\mathbf{n}} N_{\mathbf{n}} \right) \right]_{\sum_{\mathbf{n}} N_{\mathbf{n}} = N}.
\end{aligned} \tag{6.122}$$

In the same way as Eq. (6.102), the average (6.121) can be written down in the form

$$\begin{aligned}
\langle \hat{N}_{\mathbf{n}} \rangle &= \frac{1}{\mathbb{Z}_I(\beta|N)} \left[\sum_{\{N_{\mathbf{n}'}\}} N_{\mathbf{n}} \exp \left(-\beta \sum_{\mathbf{n}'} \varepsilon_{\mathbf{n}'} N_{\mathbf{n}'} \right) \right]_{\sum_{\mathbf{n}'} N_{\mathbf{n}'} = N} \\
\langle \hat{N}_{\mathbf{n}} \rangle &= -\frac{1}{\beta \mathbb{Z}_I(\beta|N)} \frac{\delta \mathbb{Z}_I(\beta|N)}{\delta \varepsilon_{\mathbf{n}}}, \\
\langle \hat{N}_{\mathbf{n}} \rangle &= \frac{1}{2\pi \mathbb{Z}_I(\beta|N)} \int_{-\pi}^{\pi} \frac{\Phi_N(\theta)}{\exp(\beta \varepsilon_{\mathbf{n}} - \zeta - i\theta) + 1} d\theta.
\end{aligned} \tag{6.123}$$

Since $\varepsilon_{\mathbf{n}} = \varepsilon_n$, $\langle \hat{N}_{\mathbf{n}} \rangle$ depends only on n .

Using Eq. (6.111), we can write \bar{N}_n as

$$\begin{aligned}
\langle \hat{N}_{\mathbf{n}} \rangle &= \frac{1}{2\pi \mathbb{Z}_I(\beta|N)} \int_{-\pi}^{\pi} \frac{\Phi_N(\theta)}{\frac{1}{u} \exp(\beta \varepsilon_n - i\theta) + 1} d\theta \\
&= \frac{1}{2\pi \mathbb{Z}_I(\beta|N)} \int_{-\pi}^{\pi} \frac{\exp[\ln \Xi(\beta, u e^{i\theta}) - N \ln u - iN\theta]}{\frac{1}{u} \exp(\beta \varepsilon_n - i\theta) + 1} d\theta \\
&= \frac{1}{2\pi \mathbb{Z}_I(\beta|N)} \int_{-\pi}^{\pi} \frac{\Xi(\beta, u e^{i\theta})}{u^{N-1}} \frac{\exp[-i\theta(N-1) - \beta \varepsilon_n]}{1 + u \exp(i\theta - \beta \varepsilon_n)} d\theta.
\end{aligned} \tag{6.124}$$

The averages $\langle \hat{N}_{\mathbf{n}} \hat{N}_{\mathbf{m}} \rangle$ for $\mathbf{m} \neq \mathbf{n}$ can be also expressed in terms of the integral representation:

$$\begin{aligned}
\langle \hat{N}_{\mathbf{n}} \hat{N}_{\mathbf{m}} \rangle \Big|_{\mathbf{m} \neq \mathbf{n}} &= \frac{1}{\mathbb{Z}_I(\beta|N)} \sum_{\{N_{\mathbf{n}}\}} \left\langle \Psi_{N, \{N_{\mathbf{n}}\}} \left| \exp(-\beta \hat{H}) \hat{N}_{\mathbf{n}} \hat{N}_{\mathbf{m}} \right| \Psi_{N, \{N_{\mathbf{n}}\}} \right\rangle \Big|_{\mathbf{m} \neq \mathbf{n}} \\
&= \frac{1}{\mathbb{Z}_I(\beta|N)} \left[\sum_{\{N_{\mathbf{n}'}\}} N_{\mathbf{n}} N_{\mathbf{m}} \exp \left(-\beta \sum_{\mathbf{n}'} \varepsilon_{\mathbf{n}'} N_{\mathbf{n}'} \right) \right]_{\sum_{\mathbf{n}'} N_{\mathbf{n}'} = N, \quad \mathbf{m} \neq \mathbf{n}} \\
&= \frac{1}{\mathbb{Z}_I(\beta|N)} \frac{\delta^2 \mathbb{Z}_I(\beta|N)}{\beta^2 \delta \varepsilon_{\mathbf{m}} \delta \varepsilon_{\mathbf{n}}} \\
&= \frac{1}{\mathbb{Z}_I(\beta|N)} \frac{\delta^2}{\beta^2 \delta \varepsilon_{\mathbf{m}} \delta \varepsilon_{\mathbf{n}}} \left(\frac{1}{2\pi} \int_0^{2\pi} d\theta \exp [\ln \Xi(\beta, e^{i\theta+\zeta}) - N\zeta - iN\theta] \right) \Rightarrow
\end{aligned}$$

We obtain the integral representation for the average of the product of operators $\hat{N}_{\mathbf{n}} \hat{N}_{\mathbf{m}}$ for $\mathbf{m} \neq \mathbf{n}$:

$$\langle \hat{N}_{\mathbf{n}} \hat{N}_{\mathbf{m}} \rangle \Big|_{\mathbf{m} \neq \mathbf{n}} = \frac{1}{2\pi \mathbb{Z}_I(N)} \int_{-\pi}^{\pi} \frac{\Phi_N(\theta)}{[\exp(\beta \varepsilon_{\mathbf{n}} - \zeta - i\theta) + 1] [\exp(\beta \varepsilon_{\mathbf{m}} - \zeta - i\theta) + 1]} d\theta. \quad (6.125)$$

Let us introduce the notation

$$f(\varepsilon, \theta) \equiv \frac{1}{\exp(\beta \varepsilon - \zeta - i\theta) + 1}, \quad (6.126)$$

which formally coincides with the Fermi distribution function of the energy ε with the “chemical potential” $(\zeta + i\theta)/\beta$. Using this notation, the averages (6.123) and (6.125) can be written down in the form

$$\langle \hat{N}_{\mathbf{n}} \rangle = \frac{1}{2\pi \mathbb{Z}_I(\beta|N)} \int_{-\pi}^{\pi} f(\varepsilon_{\mathbf{n}}, \theta) \Phi_N(\theta) d\theta, \quad (6.127)$$

$$\langle \hat{N}_{\mathbf{n}} \hat{N}_{\mathbf{m}} \rangle \Big|_{\mathbf{m} \neq \mathbf{n}} = \frac{1}{2\pi \mathbb{Z}_I(N)} \int_{-\pi}^{\pi} f(\varepsilon_{\mathbf{n}}, \theta) f(\varepsilon_{\mathbf{m}}, \theta) \Phi_N(\theta) d\theta. \quad (6.128)$$

We can develop the aforesaid procedure for the average of a product of any number of operators $\hat{N}_{\mathbf{n}_1} \hat{N}_{\mathbf{n}_2} \dots \hat{N}_{\mathbf{n}_K}$, where all quantum numbers $\mathbf{n}_1, \mathbf{n}_2, \dots, \mathbf{n}_K$ are *different*. The result is:

$$\langle \hat{N}_{\mathbf{n}_1} \hat{N}_{\mathbf{n}_2} \dots \hat{N}_{\mathbf{n}_K} \rangle \Big|_{\mathbf{n}_j \neq \mathbf{n}_l} = \frac{1}{2\pi \mathbb{Z}_I(N)} \int_{-\pi}^{\pi} f(\varepsilon_{\mathbf{n}_1}, \theta) f(\varepsilon_{\mathbf{n}_2}, \theta) \dots f(\varepsilon_{\mathbf{n}_K}, \theta) \Phi_N(\theta) d\theta. \quad (6.129)$$

It should be emphasized, that all expressions above [including Eq. (6.129)] are derived for a *canonical* Hibbs ensemble (i. e., for a fixed number of particles) and for both closed-shell and open-shell systems.

Let us substitute the average (6.120) into the correlation function $\tilde{g}(\mathbf{q}, \tau | \{N_\sigma\}, \beta)$:

$$\begin{aligned} \tilde{g}(\mathbf{q}, \tau | \{N_\sigma\}, \beta) &= \sum_{\mathbf{n}, \mathbf{n}'} \sum_{\mathbf{m}, \mathbf{m}'} (e^{i\mathbf{q} \cdot \hat{\mathbf{x}}})_{\mathbf{nn}'} (e^{-i\mathbf{q} \cdot \hat{\mathbf{x}}})_{\mathbf{mm}'} \exp \left[\frac{\tau}{\hbar} (\varepsilon_{\mathbf{n}} - \varepsilon_{\mathbf{n}'}) \right] \\ &\quad \times \left(\delta_{\mathbf{n}'\mathbf{n}} \delta_{\mathbf{m}'\mathbf{m}} \langle \hat{N}_{\mathbf{n}} \hat{N}_{\mathbf{m}} \rangle + \delta_{\mathbf{m}'\mathbf{n}} \delta_{\mathbf{n}'\mathbf{m}} \langle \hat{N}_{\mathbf{n}} (1 - \hat{N}_{\mathbf{m}}) \rangle \right) \\ \Rightarrow \\ \tilde{g}(\mathbf{q}, \tau | \{N_\sigma\}, \beta) &= \sum_{\mathbf{n}, \mathbf{m}} (e^{i\mathbf{q} \cdot \hat{\mathbf{x}}})_{\mathbf{nn}} (e^{-i\mathbf{q} \cdot \hat{\mathbf{x}}})_{\mathbf{mm}} \langle \hat{N}_{\mathbf{n}} \hat{N}_{\mathbf{m}} \rangle \\ &\quad + \sum_{\mathbf{n}, \mathbf{m}} |(e^{i\mathbf{q} \cdot \hat{\mathbf{x}}})_{\mathbf{nm}}|^2 \exp \left[\frac{\tau}{\hbar} (\varepsilon_{\mathbf{n}} - \varepsilon_{\mathbf{m}}) \right] \langle \hat{N}_{\mathbf{n}} (1 - \hat{N}_{\mathbf{m}}) \rangle. \end{aligned} \quad (6.130)$$

The matrix elements $(e^{i\mathbf{q} \cdot \hat{\mathbf{x}}})_{\mathbf{nm}}$ has the following form

$$(e^{i\mathbf{q} \cdot \hat{\mathbf{x}}})_{\mathbf{nm}} = \langle m_1 | e^{iq_1 \hat{x}_1} | n_1 \rangle \langle m_2 | e^{iq_2 \hat{x}_2} | n_2 \rangle \langle m_3 | e^{iq_3 \hat{x}_3} | n_3 \rangle,$$

where $\langle m | e^{iq\hat{x}} | n \rangle$ is the matrix element of a one-dimensional oscillator with the frequency w :

$$\begin{aligned} \langle m | e^{iq\hat{x}} | n \rangle &= \exp \left(-\frac{\gamma^2}{2} \right) (i\gamma)^{n_>-n_<} \sqrt{\frac{n_<!}{n_>!}} L_{n_<}^{(n_>-n_<)} (\gamma^2), \\ &\begin{cases} n_> \equiv \max(n, m); \\ n_< \equiv \min(n, m), \end{cases} \end{aligned} \quad (6.131)$$

$\gamma \equiv q \sqrt{\frac{\hbar}{2mw}}$, $|n\rangle$ are the quantum states of the one-dimensional oscillator with the frequency w , $L_n^{(\alpha)}(z)$ is the generalized Laguerre polynomial.

System with mixed spins

The correlation functions for a system with mixed spins can be explicitly derived by the generalization of Eqs. (6.112) and (6.129) to the case of the particles with the non-zero spin. We use the fact, that the derivation of Eqs. (6.112) and (6.129), performed in this section,

does not depend on the concrete form of the energy spectrum $\varepsilon_{\mathbf{n}}$. Hence, in the formulae, derived above, the replacement should be made:

$$|\mathbf{n}\rangle \rightarrow |\mathbf{n}, \sigma\rangle, \quad \hat{N}_{\mathbf{n}} \rightarrow \hat{N}_{\mathbf{n}, \sigma} = a_{\mathbf{n}, \sigma}^+ a_{\mathbf{n}, \sigma}, \quad (6.132)$$

where σ is the electron spin projection. Consequently, the matrix elements $(e^{i\mathbf{q}\cdot\hat{\mathbf{x}}})_{\mathbf{mn}}$ are replaced by

$$(e^{i\mathbf{q}\cdot\hat{\mathbf{x}}})_{\mathbf{mn}} \rightarrow \langle \mathbf{m}, \sigma | e^{i\mathbf{q}\cdot\hat{\mathbf{x}}} | \mathbf{n}, \sigma' \rangle = \delta_{\sigma\sigma'} (e^{i\mathbf{q}\cdot\hat{\mathbf{x}}})_{\mathbf{mn}}. \quad (6.133)$$

Taking into account Eqs. (6.132) and (6.133), the two-point correlation function (6.130) becomes

$$\begin{aligned} \tilde{g}(\mathbf{q}, \tau | \{N_{\sigma}\}, \beta) &= \sum_{\mathbf{n}, \mathbf{m}} \sum_{\sigma_1, \sigma_2} (e^{i\mathbf{q}\cdot\hat{\mathbf{x}}})_{\mathbf{nm}} (e^{-i\mathbf{q}\cdot\hat{\mathbf{x}}})_{\mathbf{nm}} \langle \hat{N}_{\mathbf{n}, \sigma_1} \hat{N}_{\mathbf{m}, \sigma_2} \rangle \\ &+ \sum_{\mathbf{n}, \mathbf{m}} \sum_{\sigma} |(e^{i\mathbf{q}\cdot\hat{\mathbf{x}}})_{\mathbf{nm}}|^2 \exp\left[\frac{\tau}{\hbar}(\varepsilon_{\mathbf{n}} - \varepsilon_{\mathbf{m}})\right] \langle \hat{N}_{\mathbf{n}, \sigma} (1 - \hat{N}_{\mathbf{m}, \sigma}) \rangle. \end{aligned} \quad (6.134)$$

The averages $\langle \hat{N}_{\mathbf{n}, \sigma} \rangle$ and $\langle \hat{N}_{\mathbf{n}, \sigma_1} \hat{N}_{\mathbf{m}, \sigma_2} \rangle$ are, respectively, one-particle and two-particle distribution functions,

$$\langle \hat{N}_{\mathbf{n}, \sigma} \rangle \equiv f_1(n, \sigma | N_{\sigma}, \beta), \quad (6.135)$$

$$\langle \hat{N}_{\mathbf{n}, \sigma} \hat{N}_{\mathbf{n}', \sigma'} \rangle \equiv f_2(n, \sigma; n', \sigma' | \{N_{\sigma}\}, \beta). \quad (6.136)$$

The one-electron distribution function $f_1(n, \sigma | N_{\sigma}, \beta)$ is the average number of electrons with the spin projection σ at the n -th energy level, while the two-electron distribution function $f_2(n, \sigma; n', \sigma' | \{N_{\sigma}\}, \beta)$ is the average product of the numbers of electrons with the spin projections σ and σ' at the levels n and n' . These functions are expressed through the following integrals [see (6.127), (6.128)]:

$$f_1(n, \sigma | N_{\sigma}, \beta) = \frac{1}{2\pi\mathbb{Z}_F(N_{\sigma}, w, \beta)} \int_{-\pi}^{\pi} f(\varepsilon_n, \theta) \Phi(\theta, \beta, N_{\sigma}) d\theta, \quad (6.137)$$

$$f_2(n, \sigma; n', \sigma' | \{N_{\sigma}\}, \beta) = \begin{cases} \frac{1}{2\pi\mathbb{Z}_F(N_{\sigma}, w, \beta)} \int_{-\pi}^{\pi} f(\varepsilon_n, \theta) f(\varepsilon_{n'}, \theta) \Phi(\theta, \beta, N_{\sigma}) d\theta, & \text{if } \sigma' = \sigma; \\ f_1(n, \sigma | N_{\sigma}, \beta) f_1(n, \sigma' | N_{\sigma'}, \beta), & \text{if } \sigma' \neq \sigma \end{cases} \quad (6.138)$$

with the notations

$$\Phi(\theta, \beta, N_{\sigma}) = \exp\left[\sum_{n=0}^{\infty} \ln(1 + e^{i\theta + \xi - \beta\varepsilon_n}) - N_{\sigma}(\xi + i\theta)\right], \quad (6.139)$$

$$f(\varepsilon, \theta) \equiv \frac{1}{\exp(\beta\varepsilon - \xi - i\theta) + 1}. \quad (6.140)$$

The function $f(\varepsilon, \theta)$ formally coincides with the Fermi-Dirac distribution function of the energy ε with the “chemical potential” $(\xi + i\theta)/\beta$.

Here we consider the zero-temperature limit, for which the integrals (6.137) and (6.138) can be calculated analytically. The result for the one-electron distribution function is

$$f_1(n, \sigma | \beta, N_\sigma) |_{\beta \rightarrow \infty} = \begin{cases} 1, & n < L_\sigma; \\ 0, & n > L_\sigma; \\ \frac{N_\sigma - N_{L_\sigma}}{g_{L_\sigma}}, & n = L_\sigma. \end{cases} \quad (6.141)$$

According to (6.141), L_σ is the number of the lowest open shell, and

$$g_n = \begin{cases} \frac{1}{2}(n+1)(n+2) & (3D), \\ n+1 & (2D). \end{cases}$$

is the degeneracy of the n -th shell. N_{L_σ} is the number of electrons in all the closed shells with the spin projection σ ,

$$N_{L_\sigma} \equiv \sum_{n=0}^{L_\sigma-1} g_n = \begin{cases} \frac{1}{6}L_\sigma(L_\sigma+1)(L_\sigma+2) & (3D), \\ \frac{1}{2}L_\sigma(L_\sigma+1) & (2D). \end{cases} \quad (6.142)$$

The two-electron distribution function $f_2(n, \sigma; n', \sigma' | \{N_\sigma\}, \beta)$ at $T = 0$ takes the form

$$f_2(n, \sigma; n', \sigma' | \beta, \{N_\sigma\}) |_{\beta \rightarrow \infty} = \begin{cases} f_1(n, \sigma | \beta, N_\sigma) |_{\beta \rightarrow \infty} f_1(n', \sigma' | \beta, N_{\sigma'}) |_{\beta \rightarrow \infty}, & n \neq n' \text{ or } \sigma \neq \sigma' \\ 1, & \sigma = \sigma' \text{ and } n = n' < L_\sigma; \\ 0, & \sigma = \sigma' \text{ and } n = n' > L_\sigma; \\ \frac{N_\sigma - N_{L_\sigma}}{g_{L_\sigma}} \frac{N_\sigma - N_{L_\sigma} - 1}{g_{L_\sigma} - 1}, & \sigma = \sigma' \text{ and } n = n' = L_\sigma. \end{cases} \quad (6.143)$$

In summary, we have obtained the following expression for $\tilde{g}(\mathbf{q}, \tau | \{N_\sigma\}, \beta)$:

$$\begin{aligned} \tilde{g}(\mathbf{q}, \tau | \{N_\sigma\}, \beta) &= \sum_{\mathbf{n}, \sigma, \mathbf{n}', \sigma'} (e^{i\mathbf{q} \cdot \mathbf{x}})_{\mathbf{nn}} (e^{-i\mathbf{q} \cdot \mathbf{x}})_{\mathbf{n'n'}} f_2(n, \sigma; n', \sigma' | \{N_\sigma\}, \beta) \\ &+ \sum_{\mathbf{n}, \mathbf{n}', \sigma} |(e^{i\mathbf{q} \cdot \mathbf{x}})_{\mathbf{nn}}|^2 \exp\left[\frac{\tau}{\hbar}(\varepsilon_n - \varepsilon_{n'})\right] \\ &\times [f_1(n, \sigma | \{N_\sigma\}, \beta) - f_2(n, \sigma; n', \sigma' | \{N_\sigma\}, \beta)]. \end{aligned} \quad (6.144)$$

This formula is valid for both closed and open shells. The correlation functions derived in this subsection are used both for the calculation of the ground-state energy and, as shown

below, for the calculation of the optical conductivity of an N -polaron system in a quantum dot.

E. Many-polaron ground state in a quantum dot: extrapolation to the homogeneous limit and comparison to the results for a polaron gas in bulk [90]

The correlation function given by Eq. (6.144) can be subdivided as

$$\tilde{g}(\mathbf{q}, \tau | \{N_\sigma\}, \beta) = \tilde{g}_1(\mathbf{q}, \tau | \{N_\sigma\}, \beta) + \tilde{g}_2(\mathbf{q}, \tau | \{N_\sigma\}, \beta), \quad (6.145)$$

with

$$\begin{aligned} \tilde{g}_1(\mathbf{q}, \tau | \{N_\sigma\}, \beta) &\equiv \sum_{\mathbf{n}, \mathbf{n}', \sigma} |(e^{i\mathbf{q}\cdot\mathbf{x}})_{\mathbf{nn}'}|^2 \exp\left[\frac{\tau}{\hbar}(\varepsilon_n - \varepsilon_{n'})\right] \\ &\times [f_1(n, \sigma | \{N_\sigma\}, \beta) - f_2(n, \sigma; n', \sigma' | \{N_\sigma\}, \beta)], \end{aligned} \quad (6.146)$$

$$\tilde{g}_2(\mathbf{q}, \tau | \{N_\sigma\}, \beta) \equiv \sum_{\mathbf{n}, \sigma, \mathbf{n}', \sigma'} (e^{i\mathbf{q}\cdot\mathbf{x}})_{\mathbf{nn}'} (e^{-i\mathbf{q}\cdot\mathbf{x}})_{\mathbf{n}'\mathbf{n}} f_2(n, \sigma; n', \sigma' | \{N_\sigma\}, \beta). \quad (6.147)$$

In accordance with the subdivision (6.145) of the correlation function, we subdivide the Coulomb and polaron contributions:

$$E_C = E_C^{(1)} + E_C^{(2)}, \quad (6.148)$$

$$E_{e-ph} = E_{e-ph}^{(1)} + E_{e-ph}^{(2)}. \quad (6.149)$$

We have numerically checked whether the polaron contribution per particle $E_{e-ph}^{(1)}/N$ tends to a finite value at $N \rightarrow \infty$. In Figs. 14 and 15, we have plotted the polaron contributions $E_{e-ph}^{(1)}/N$ as a function of N for a quantum dot in ZnO and in a polar medium with $\alpha = 5$, $\eta = 0.3$, respectively.⁶ As seen from Fig. 14, the polaron contribution $E_{e-ph}^{(1)}/N$ in ZnO as a function of N oscillates taking expressed maxima for N corresponding to the closed shells $N = 2, 8, 20, 40, \dots$. There exist kinks of $E_{e-ph}^{(1)}/N$ at N corresponding to the half-filled shells, but these kinks are extremely small. In the case of the medium with $\alpha = 5$, $\eta = 0.3$, for $r_s^* = 20$ (what corresponds to the density $n_0 \approx 1.14 \times 10^{18} \text{ cm}^{-3}$), the polaron

⁶Since, as discussed above, for a single polaron only the whole polaron contribution $E_{e-ph} = E_{e-ph}^{(1)} + E_{e-ph}^{(2)}$ has a physical meaning, the plots for $E_{e-ph}^{(1)}$ in Figs. 3 and 4 start from $N = 2$. The total polaron contribution E_{e-ph} for $N = 1$ is plotted below, in Fig. 9.

contribution $E_{e-ph}^{(1)}/N$ oscillates taking maximal values at the numbers of fermions, which correspond to the closed shells for a spin-polarized system with parallel spins.

In Figs. 14 and 15, the dashed curves are the envelopes for local maxima (closed shells) and local minima of $E_{e-ph}^{(1)}/N$. We see that when these envelopes are *extrapolated* to larger number of fermions, the distance between the envelopes decreases. Therefore, the magnitude of the variations of $E_{e-ph}^{(1)}/N$ related to the shell filling diminishes with increasing N , and it is safe to suppose that in the limit of large N , the envelopes tend to one and the same value. That value corresponds to the *homogeneous* (“bulk”) limit $\lim_{N \rightarrow \infty} (E_{e-ph}^{(1)}/N)$.

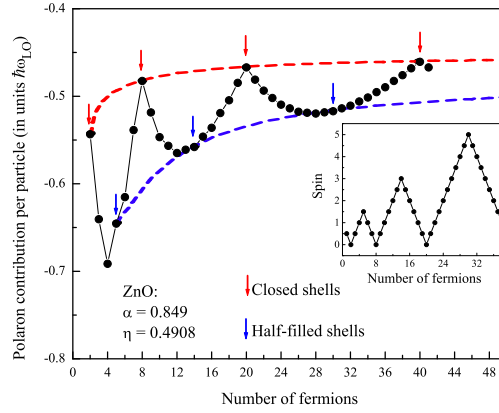


FIG. 14: Polaron contribution $E_{e-ph}^{(1)}/N$ as a function of N for a ZnO quantum dot. The material parameters for ZnO are taken from Ref. [91]. The value $r_s^* = 2$ corresponds to $n_0 = 4.34 \times 10^{19} \text{ cm}^{-2}$. Inset: the total spin as a function of N .

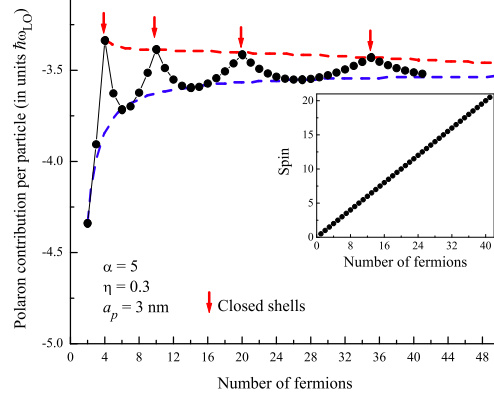


FIG. 15: Polaron contribution $E_{e-ph}^{(1)}/N$ as a function of N for a quantum dot of a polar medium with $\alpha = 5$, $\eta = 0.3$. The value $r_s^* = 20$ corresponds to $n_0 = 1.14 \times 10^{18} \text{ cm}^{-3}$. Inset: the total spin as a function of N .

In Fig. 16, we compare the polaron contribution $E_{e-ph}^{(1)}/N$ calculated within our variational path-integral method for different numbers of fermions with the polaron contribution to the ground-state energy per particle for a polaron gas in bulk, calculated (i) in Ref. [103] within an intermediate-coupling approach (the thin solid curve), (ii) in Ref. [104], using a

variational approach developed first in Ref. [91]. As seen from this figure, our all-coupling variational method provides lower values for the polaron contribution than those obtained in Refs. [103, 104]. The difference between the polaron contribution calculated within our method and that of Ref. [103] is smaller at low densities and increases in magnitude with increasing density. The difference between the polaron contribution calculated within our method and that of Ref. [104] very slightly depends on the density. The result of Ref. [104] becomes closer to our result only at high densities.

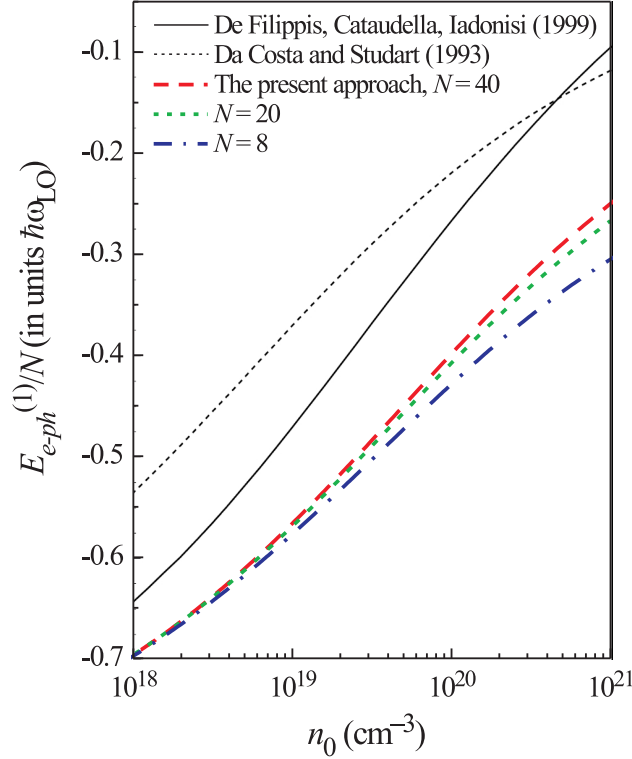


FIG. 16: Polaron contribution to the polaron ground-state energy per particle $E_{e-ph}^{(1)}$ in an N -polaron quantum dot as a function of the effective density. The parameters are taken for ZnO (see Ref. [91]): $\alpha = 0.849$, $\varepsilon_0 = 8.15$, $\varepsilon_\infty = 4.0$, $\hbar\omega_{LO} = 73.27$ meV, $m_b = 0.24m_e$, where m_e is the electron mass in the vacuum. This polaron contribution is compared with the polaron contribution to the ground-state energy of a polaron gas in bulk calculated in Refs. [103, 104].

F. Optical conductivity

In Ref. [98] we have extended the memory-function approach to a system of arbitrary-coupling interacting polarons confined to a parabolic confinement potential. The optical conductivity relates the current $\mathbf{J}(t)$ per electron to a time-dependent uniform electric field $\mathbf{E}(t)$ in the framework of linear response theory. Further on, the Fourier components of the electric field are denoted by $\mathbf{E}(\omega)$:

$$\mathbf{E}(t) = \frac{1}{2\pi} \int_{-\infty}^{\infty} \mathbf{E}(\omega) e^{-i\omega t} d\omega, \quad (6.150)$$

and the similar denotations are used for other time-dependent quantities. The electric current per electron $\mathbf{J}(t)$ is related to the mean electron coordinate response $\mathbf{R}(t)$ by

$$\mathbf{J}(t) = -e \frac{d\mathbf{R}(t)}{dt}, \quad (6.151)$$

and hence

$$\mathbf{J}(\omega) = ie\omega \mathbf{R}(\omega). \quad (6.152)$$

Within the linear-response theory, both the electric current and the coordinate response are proportional to $\mathbf{E}(\omega)$:

$$\mathbf{J}(\omega) = \sigma(\omega) \mathbf{E}(\omega), \quad \mathbf{R}(\omega) = \frac{\sigma(\omega)}{ie\omega} \mathbf{E}(\omega), \quad (6.153)$$

where $\sigma(\omega)$ is the conductivity per electron. Because we treat an isotropic electron-phonon system, $\sigma(\omega)$ is a scalar function. It is determined from the time evolution of the center-of-mass coordinate:

$$\mathbf{R}(t) \equiv \frac{1}{N} \left\langle \left\langle \sum_{j=1}^N \mathbf{x}_j(t) \right\rangle \right\rangle_S. \quad (6.154)$$

The symbol $\langle\langle(\bullet)\rangle\rangle_S$ denotes an average in the *real-time* representation for a system with action functional S :

$$\langle\langle(\bullet)\rangle\rangle_S \equiv \int d\bar{\mathbf{x}} \int d\bar{\mathbf{x}}_0 \int d\bar{\mathbf{x}}'_0 \int_{\bar{\mathbf{x}}_0}^{\bar{\mathbf{x}}} D\bar{\mathbf{x}}(t) \int_{\bar{\mathbf{x}}'_0}^{\bar{\mathbf{x}}} D\bar{\mathbf{x}}'(t) e^{\frac{i}{\hbar} S[\bar{\mathbf{x}}(t), \bar{\mathbf{x}}'(t)]} (\bullet) \left\langle \bar{\mathbf{x}}_0 | \hat{\rho}(t_0) | \bar{\mathbf{x}}'_0 \right\rangle \Big|_{t_0 \rightarrow -\infty}, \quad (6.155)$$

where $\langle \bar{\mathbf{x}}_0 | \hat{\rho}(t_0) | \bar{\mathbf{x}}'_0 \rangle$ is the density matrix before the onset of the electric field in the infinite past ($t_0 \rightarrow -\infty$). The corresponding action functional is

$$S[\bar{\mathbf{x}}(t), \bar{\mathbf{x}}'(t)] = \int_{-\infty}^t \left[L_e(\dot{\bar{\mathbf{x}}}(t), \bar{\mathbf{x}}(t), t) - L_e(\dot{\bar{\mathbf{x}}}'(t), \bar{\mathbf{x}}'(t), t) \right] dt' - i\hbar \Phi[\bar{\mathbf{x}}(t), \bar{\mathbf{x}}'(t)], \quad (6.156)$$

where $L_e(\dot{\bar{\mathbf{x}}}, \bar{\mathbf{x}}, t)$ is the Lagrangian of N interacting electrons in a time-dependent uniform electric field $\mathbf{E}(t)$

$$L_e(\dot{\bar{\mathbf{x}}}, \bar{\mathbf{x}}, t) = \sum_{\sigma} \sum_{j=1}^{N_{\sigma}} \left(\frac{m_b \dot{\mathbf{x}}_{j,\sigma}^2}{2} - \frac{m_b \Omega_0^2 \mathbf{x}_{j,\sigma}^2}{2} - e \mathbf{x}_{j,\sigma} \cdot \mathbf{E}(t) \right) - \sum_{\substack{\sigma, \sigma' \\ (j, \sigma) \neq (l, \sigma')}} \sum_{j=1}^{N_{\sigma}} \sum_{l=1}^{N_{\sigma'}} \frac{e^2}{2\epsilon_{\infty} |\mathbf{x}_{j,\sigma} - \mathbf{x}_{l,\sigma'}|}. \quad (6.157)$$

The influence phase of the phonons

$$\begin{aligned} \Phi[\bar{\mathbf{x}}(s), \bar{\mathbf{x}}'(s)] &= - \sum_{\mathbf{q}} \frac{|V_{\mathbf{q}}|^2}{\hbar^2} \int_{-\infty}^t ds \int_{-\infty}^s ds' [\rho_{\mathbf{q}}(s) - \rho'_{\mathbf{q}}(s)] \\ &\quad \times \left[T_{\omega_{\mathbf{q}}}^*(s-s') \rho_{\mathbf{q}}(s') - T_{\omega_{\mathbf{q}}}(s-s') \rho'_{\mathbf{q}}(s') \right] \end{aligned} \quad (6.158)$$

describes both a retarded interaction between different electrons and a retarded self-interaction of each electron due to the elimination of the phonon coordinates. This functional contains the free-phonon Green's function:

$$T_{\omega}(t) = \frac{e^{i\omega t}}{1 - e^{-\beta\hbar\omega}} + \frac{e^{-i\omega t}}{e^{\beta\hbar\omega} - 1}. \quad (6.159)$$

The equation of motion for $\mathbf{R}(t)$ is

$$m_b \frac{d^2 \mathbf{R}(t)}{dt^2} + m_b \Omega_0^2 \mathbf{R}(t) + e \mathbf{E}(t) = \mathbf{F}_{ph}(t), \quad (6.160)$$

where $\mathbf{F}_{ph}(t)$ is the average force due to the electron-phonon interaction,

$$\mathbf{F}_{ph}(t) = - \text{Re} \sum_{\mathbf{q}} \frac{2|V_{\mathbf{q}}|^2 \mathbf{q}}{N\hbar} \int_{-\infty}^t ds T_{\omega_{\mathbf{LO}}}^*(t-s) \langle \langle \rho_{\mathbf{q}}(t) \rho_{-\mathbf{q}}(s) \rangle \rangle_S. \quad (6.161)$$

The two-point correlation function $\langle \langle \rho_{\mathbf{q}}(t) \rho_{-\mathbf{q}}(s) \rangle \rangle_S$ should be calculated from Eq. (6.155) using the exact action (6.156), but like for the free energy above, this path integral cannot be calculated analytically. Instead, we perform an approximate calculation, replacing the two-point correlation function in Eq. (6.161) by $\langle \langle \rho_{\mathbf{q}}(t) \rho_{-\mathbf{q}}(s) \rangle \rangle_{S_0}$, where $S_0[\bar{\mathbf{x}}(t), \bar{\mathbf{x}}'(t)]$ is the action functional with the optimal values of the variational parameters for the model system considered in the previous section in the presence of the electric field $\mathbf{E}(t)$. The functional $S_0[\bar{\mathbf{x}}(t), \bar{\mathbf{x}}'(t)]$ is quadratic and describes a system of coupled harmonic oscillators in the uniform electric field $\mathbf{E}(t)$. This field enters the term $-e \mathbf{E}(t) \cdot \sum_{\sigma} \sum_{j=1}^{N_{\sigma}} \mathbf{x}_{j,\sigma}$ in the

Lagrangian, which only affects the center-of-mass coordinate. Hence, a shift of variables to the frame of reference with the origin at the center of mass

$$\begin{cases} \mathbf{x}_n(t) = \tilde{\mathbf{x}}_n(t) + \mathbf{R}(t), \\ \mathbf{x}'_n(t) = \tilde{\mathbf{x}}'_n(t) + \mathbf{R}(t), \end{cases} \quad (6.162)$$

results in

$$\langle\langle \rho_q(t) \rho_{-q}(s) \rangle\rangle_{S_0} = \langle\langle \rho_q(t) \rho_{-q}(s) \rangle\rangle_{S_0} \Big|_{E=0} e^{i\mathbf{q} \cdot [\mathbf{R}(t) - \mathbf{R}(s)]}. \quad (6.163)$$

This result (6.163) is valid for any *quadratic* model action S_0 .

The applicability of the parabolic approximation is confirmed by the fact that a self-induced polaronic potential, created by the polarization cloud around an electron, is rather well described by a parabolic potential whose parameters are determined by a variational method. For weak coupling, our variational method is at least of the same accuracy as the perturbation theory, which results from our approach at a special choice of the variational parameters. For strong coupling, an interplay of the electron-phonon interaction and the Coulomb correlations within a confinement potential can lead to the assemblage of polarons in multi-polaron systems. Our choice of the model variational system is reasonable because of this trend, apparently occurring in a many-polaron system with arbitrary N for a finite confinement strength.

The correlation function $\langle\langle \rho_{\mathbf{q}}(t) \rho_{-\mathbf{q}}(s) \rangle\rangle_{S_0} \Big|_{\mathbf{E}=0}$ corresponds to the model system in the absence of an electric field. For $t > s$, this function is related to the imaginary-time correlation function $\mathcal{G}(\mathbf{q}, \tau | \{N_\sigma\}, \beta)$, described in the previous section:

$$\langle\langle \rho_{\mathbf{q}}(t) \rho_{-\mathbf{q}}(s) \rangle\rangle_{S_0} \Big|_{\mathbf{E}=0, t>s} = \mathcal{G}(\mathbf{q}, i(t-s) | \{N_\sigma\}, \beta). \quad (6.164)$$

Using the transformation (6.162) and the relation (6.164), we obtain from Eq. (6.161)

$$\mathbf{F}_{ph}(t) = -\text{Re} \sum_{\mathbf{q}} \frac{2|V_{\mathbf{q}}|^2 \mathbf{q}}{N\hbar} \int_{-\infty}^t T_{\omega_{LO}}^*(t-s) e^{i\mathbf{q} \cdot [\mathbf{R}(t) - \mathbf{R}(s)]} \mathcal{G}(\mathbf{q}, i(t-s) | \{N_\sigma\}, \beta) ds. \quad (6.165)$$

Within the linear-response theory, we expand the function $e^{i\mathbf{q} \cdot [\mathbf{R}(t) - \mathbf{R}(s)]}$ in Eq. (6.165) as a Taylor series in $[\mathbf{R}(t) - \mathbf{R}(s)]$ up to the first-order term. The zeroth-order term gives no contribution into $\mathbf{F}_{ph}(t)$ due to the symmetry of $|V_{\mathbf{q}}|^2$ and of $f_{\mathbf{q}}(t-s)$ with respect to the inversion $\mathbf{q} \rightarrow -\mathbf{q}$. In this approach, the Cartesian coordinates of the force ($j = 1, 2, 3$)

become

$$\begin{aligned}
(\mathbf{F}_{ph}(t))_j &= \sum_{k=1}^3 \sum_{\mathbf{q}} \frac{2|V_{\mathbf{q}}|^2 q_j q_k}{N\hbar} \int_{-\infty}^t [R_k(t) - R_k(s)] \\
&\quad \times \text{Im} [T_{\omega_{\text{LO}}}^*(t-s) \mathcal{G}(\mathbf{q}, i(t-s) | \{N_{\sigma}\}, \beta)] ds.
\end{aligned} \tag{6.166}$$

Further on, we perform the Fourier expansion:

$$\mathbf{R}(t) = \frac{1}{2\pi} \int_{-\infty}^{\infty} \mathbf{R}(\omega) e^{-i\omega t} d\omega. \tag{6.167}$$

In Eq. (6.166), we make the replacement

$$\tau \equiv t - s, \quad \implies \quad s = t - \tau,$$

what gives

$$\begin{aligned}
(\mathbf{F}_{ph}(t))_j &= \sum_{k=1}^3 \sum_{\mathbf{q}} \frac{2|V_{\mathbf{q}}|^2 q_j q_k}{N\hbar} \int_0^{\infty} d\tau [R_k(t) - R_k(t-\tau)] \text{Im} [T_{\omega_{\text{LO}}}^*(\tau) \mathcal{G}(\mathbf{q}, i\tau | \{N_{\sigma}\}, \beta)] \\
&= \sum_{k=1}^3 \sum_{\mathbf{q}} \frac{2|V_{\mathbf{q}}|^2 q_j q_k}{N\hbar} \frac{1}{2\pi} \int_{-\infty}^{\infty} d\omega R_k(\omega) e^{-i\omega t} \int_0^{\infty} d\tau (1 - e^{i\omega\tau}) \text{Im} [T_{\omega_{\text{LO}}}^*(\tau) f_{\mathbf{q}}(\tau)] \\
&= \frac{1}{2\pi} \int_{-\infty}^{\infty} d\omega F_j(\omega) e^{-i\omega t},
\end{aligned}$$

where the Fourier component of the force is

$$(\mathbf{F}_{ph}(\omega))_j = \sum_{k=1}^3 \sum_{\mathbf{q}} \frac{2|V_{\mathbf{q}}|^2 q_j q_k}{N\hbar} \int_0^{\infty} dt (1 - e^{i\omega t}) \text{Im} [T_{\omega_{\text{LO}}}^*(\tau) \mathcal{G}(\mathbf{q}, i\tau | \{N_{\sigma}\}, \beta)] R_k(\omega). \tag{6.168}$$

The expression (6.168) can be written down as

$$(\mathbf{F}_{ph}(\omega))_j = -m_b \sum_{k=1}^3 \chi_{jk}(\omega) R_k(\omega), \tag{6.169}$$

where $\chi_{jk}(\omega)$ are components of the tensor

$$\chi_{jk}(\omega) = \sum_{\mathbf{q}} \frac{2|V_{\mathbf{q}}|^2 q_j q_k}{N\hbar m_b} \int_0^{\infty} dt (e^{i\omega t} - 1) \text{Im} [T_{\omega_{\text{LO}}}^*(t) \mathcal{G}(\mathbf{q}, it | \{N_{\sigma}\}, \beta)]. \tag{6.170}$$

In the abstract tensor form, Eq. (6.169) is

$$\mathbf{F}(\omega) = -\overleftrightarrow{\chi}(\omega) \mathbf{R}(\omega). \tag{6.171}$$

In particular, for the isotropic electron-phonon interaction and in the absence of the magnetic field, the tensor $\overleftrightarrow{\chi}(\omega)$ is proportional to the unity tensor \mathbb{I} ,

$$\overleftrightarrow{\chi}(\omega) = \chi(\omega) \mathbb{I}, \quad (6.172)$$

where $\chi(\omega)$ is the scalar memory function:

$$\chi(\omega) = \sum_{\mathbf{q}} \frac{2|V_{\mathbf{q}}|^2 q^2}{3N\hbar m_b} \int_0^\infty dt (e^{i\omega t} - 1) \text{Im} [T_{\omega_{\text{LO}}}^*(t) \mathcal{G}(\mathbf{q}, it | \{N_\sigma\}, \beta)]. \quad (6.173)$$

Let us perform the Fourier transformation of the equation of motion (6.160):

$$m_b (\Omega_0^2 - \omega^2) \mathbf{R}(\omega) + e\mathbf{E}(\omega) = \mathbf{F}_{ph}(\omega). \quad (6.174)$$

With Eq. (6.171), this equation takes the form

$$\begin{aligned} m_b (\Omega_0^2 - \omega^2) \mathbf{R}(\omega) + e\mathbf{E}(\omega) &= -m_b \overleftrightarrow{\chi}(\omega) \mathbf{R}(\omega) \\ \Downarrow \\ m_b [\omega^2 - \Omega_0^2 - \overleftrightarrow{\chi}(\omega)] \mathbf{R}(\omega) &= e\mathbf{E}(\omega). \end{aligned} \quad (6.175)$$

Comparing Eqs. (6.153) and (6.175) between each other, we find that

$$m_b [\omega^2 - \Omega_0^2 - \overleftrightarrow{\chi}(\omega)] \frac{\sigma(\omega)}{ie\omega} \mathbf{E}(\omega) = e\mathbf{E}(\omega),$$

so that

$$\sigma(\omega) = \frac{ie^2\omega}{m_b} [\omega^2 - \Omega_0^2 - \overleftrightarrow{\chi}(\omega)]^{-1}.$$

In the case when Eq. (6.172) is valid, we obtain the conductivity in the scalar form

$$\sigma(\omega) = \frac{ie^2\omega}{m_b [\omega^2 - \Omega_0^2 - \chi(\omega)]}.$$

The real part of the conductivity is

$$\begin{aligned} \text{Re } \sigma(\omega) &= \text{Re} \frac{ie^2\omega [(\omega^2 - \Omega_0^2) - \text{Re } \chi(\omega) + i \text{Im } \chi(\omega)]}{m_b \left\{ [(\omega^2 - \Omega_0^2) - \text{Re } \chi(\omega)]^2 + [\text{Im } \chi(\omega)]^2 \right\}} \\ &= -\frac{e^2\omega}{m_b} \frac{\text{Im } \chi(\omega)}{[(\omega^2 - \Omega_0^2) - \text{Re } \chi(\omega)]^2 + [\text{Im } \chi(\omega)]^2}. \end{aligned}$$

In summary, the optical conductivity can be expressed in terms of the memory function $\chi(\omega)$ (cf. Ref. [50]),

$$\text{Re } \sigma(\omega) = -\frac{e^2}{m_b} \frac{\omega \text{Im } \chi(\omega)}{[\omega^2 - \Omega_0^2 - \text{Re } \chi(\omega)]^2 + [\text{Im } \chi(\omega)]^2}, \quad (6.176)$$

where $\chi(\omega)$ is given by

$$\chi(\omega) = \sum_{\mathbf{q}} \frac{2|V_{\mathbf{q}}|^2 q^2}{3N\hbar m_b} \int_0^\infty dt (e^{i\omega t} - 1) \text{Im} [T_{\omega_{\text{LO}}}^*(t) \mathcal{G}(\mathbf{q}, it | \{N_\sigma\}, \beta)] . \quad (6.177)$$

It is worth noting that the optical conductivity (6.176) differs from that for a translationally invariant polaron system both by the explicit form of $\chi(\omega)$ and by the presence of the term Ω_0^2 in the denominator. For $\alpha \rightarrow 0$, the optical conductivity tends to a δ -like peak at $\omega = \Omega_0$,

$$\lim_{\alpha \rightarrow 0} \text{Re} \sigma(\omega) = \frac{\pi e^2}{2m_b} \delta(\omega - \Omega_0) . \quad (6.178)$$

For a translationally invariant system $\Omega_0 \rightarrow 0$, and this weak-coupling expression (6.178) reproduces the “central peak” of the polaron optical conductivity [82].

The further simplification of the memory function (6.177) is performed in the following way. With the Fröhlich amplitudes of the electron-phonon interaction, we transform the summation over \mathbf{q} to the integral and use the Feynman units ($\hbar = 1$, $\omega_{\text{LO}} = 1$, $m_b = 1$), in which $|V_{\mathbf{q}}|^2 = \frac{2\sqrt{2}\pi\alpha}{q^2 V}$. We also use the fact that in an isotropic crystal, $\mathcal{G}(\mathbf{q}, it | \{N_\sigma\}, \beta) = \mathcal{G}(q, it | \{N_\sigma\}, \beta)$. As a result, we find

$$\begin{aligned} \chi(\omega) &= \frac{V}{(2\pi)^3} \int_0^\infty 4\pi q^2 dq \frac{2q^2 2\sqrt{2}\pi\alpha}{3N q^2 V} \\ &\quad \times \int_0^\infty dt (e^{i\omega t} - 1) \text{Im} [T_{\omega_{\text{LO}}}^*(t) \mathcal{G}(q, it | \{N_\sigma\}, \beta)] \\ &= \frac{2\sqrt{2}\alpha}{3\pi N} \int_0^\infty q^2 dq \int_0^\infty dt (e^{i\omega t} - 1) \text{Im} [T_{\omega_{\text{LO}}}^*(t) \mathcal{G}(q, it | \{N_\sigma\}, \beta)] . \end{aligned}$$

In the zero-temperature case, $T_{\omega_{\text{LO}}}^*(t) \rightarrow e^{-it}$, and we arrive at the expression

$$\chi(\omega) = \frac{2\sqrt{2}\alpha}{3\pi N} \int_0^\infty q^2 dq \int_0^\infty dt (e^{i\omega t} - 1) \text{Im} [e^{-it} \mathcal{G}(q, it | \{N_\sigma\}, \beta)] . \quad (6.179)$$

Substituting the two-point correlation function $\mathcal{G}(q, it | \{N_\sigma\}, \beta)$ with the one-electron (6.141) and the two-electron (6.143) distribution functions into the memory function (6.179) and expanding $\mathcal{G}(q, it | \{N_\sigma\}, \beta)$ in powers of $e^{-i\omega t}$, $e^{-i\Omega_1 t}$ and $e^{-i\Omega_2 t}$, the integrations over q and t in Eq. (6.179) are performed analytically. The similar transformations are performed also in the 2D case. As a result, the memory function (6.177) is represented in the unified

form for 3D and 2D interacting polarons:

$$\begin{aligned}
\chi(\omega) = & \lim_{\varepsilon \rightarrow +0} \frac{2\alpha}{3\pi N} \left(\frac{3\pi}{4} \right)^{3-D} \left(\frac{\omega_{\text{LO}}}{A} \right)^{3/2} \\
& \times \sum_{p_1=0}^{\infty} \sum_{p_2=0}^{\infty} \sum_{p_3=0}^{\infty} \frac{(-1)^{p_3}}{p_1! p_2! p_3!} \left(\frac{a_1^2}{N\Omega_1 A} \right)^{p_1} \left(\frac{a_2^2}{N\Omega_2 A} \right)^{p_2} \left(\frac{1}{NwA} \right)^{p_3} \\
& \times \left\{ \left[\sum_{m=0}^{\infty} \sum_{n=0}^{\infty} \sum_{\sigma} [f_1(n, \sigma | \{N_{\sigma}\}, \beta) - f_2(n, \sigma; m, \sigma | \{N_{\sigma}\}, \beta)] \right]_{\beta \rightarrow \infty} \right. \\
& \times \left(\frac{\frac{1}{\omega - \omega_{\text{LO}} - [p_1\Omega_1 + p_2\Omega_2 + (p_3 - m + n)w] + i\varepsilon} - \frac{1}{\omega + \omega_{\text{LO}} + p_1\Omega_1 + p_2\Omega_2 + (p_3 - m + n)w + i\varepsilon}}{+ \mathcal{P} \left(\frac{2}{\omega_{\text{LO}} + p_1\Omega_1 + p_2\Omega_2 + (p_3 - m + n)w} \right)} \right) \\
& \times \sum_{l=0}^m \sum_{k=n-m+l}^n \frac{(-1)^{n-m+l+k} \Gamma(p_1 + p_2 + p_3 + k + l + \frac{3}{2})}{k! l!} \left(\frac{1}{wA} \right)^{l+k} \\
& \times \left(\begin{matrix} n + D - 1 \\ n - k \end{matrix} \right) \left(\begin{matrix} 2k \\ k - l - n + m \end{matrix} \right) \Big] \\
& + \left[\left(\frac{\frac{1}{\omega - \omega_{\text{LO}} - (p_1\Omega_1 + p_2\Omega_2 + p_3w) + i\varepsilon} - \frac{1}{\omega + \omega_{\text{LO}} + p_1\Omega_1 + p_2\Omega_2 + p_3w + i\varepsilon}}{+ \mathcal{P} \left(\frac{2}{\omega_{\text{LO}} + p_1\Omega_1 + p_2\Omega_2 + p_3w} \right)} \right) \right. \\
& \times \sum_{m=0}^{\infty} \sum_{n=0}^{\infty} \sum_{\sigma, \sigma'} f_2(n, \sigma; m, \sigma' | \{N_{\sigma}\}, \beta) \Big]_{\beta \rightarrow \infty} \\
& \times \sum_{k=0}^n \sum_{l=0}^m \frac{(-1)^{k+l} \Gamma(p_1 + p_2 + p_3 + k + l + \frac{3}{2})}{k! l!} \left(\frac{1}{wA} \right)^{k+l} \\
& \times \left(\begin{matrix} n + D - 1 \\ n - k \end{matrix} \right) \left(\begin{matrix} m + D - 1 \\ m - l \end{matrix} \right) \Big] \Big\}, \tag{6.180}
\end{aligned}$$

where $D = 2, 3$ is the dimensionality of the space, \mathcal{P} denotes the principal value, A is defined as $A \equiv [\sum_{i=1}^2 a_i^2 / \Omega_i + (N - 1) / w] / N$, Ω_1, Ω_2 , and w are the eigenfrequencies of the model system, a_1 and a_2 are the coefficients of the canonical transformation which diagonalizes the model Lagrangian (6.32).

1. Selected results: the manifestations of the shell filling in optical conductivity

The shell filling schemes for an N -polaron system in a quantum dot can manifest themselves in the spectra of the optical conductivity. In Fig. 17, optical conductivity spectra for $N = 20$ polarons are presented for a quantum dot with the parameters of CdSe: $\alpha = 0.46$,

$\eta = 0.656$ [7] and with different values of the confinement energy $\hbar\Omega_0$.⁷ In this case, the spin-polarized ground state changes to the ground state satisfying Hund's rule with increasing $\hbar\Omega_0$ in the interval $0.0421H^* < \hbar\Omega_0 < 0.0422H^*$.

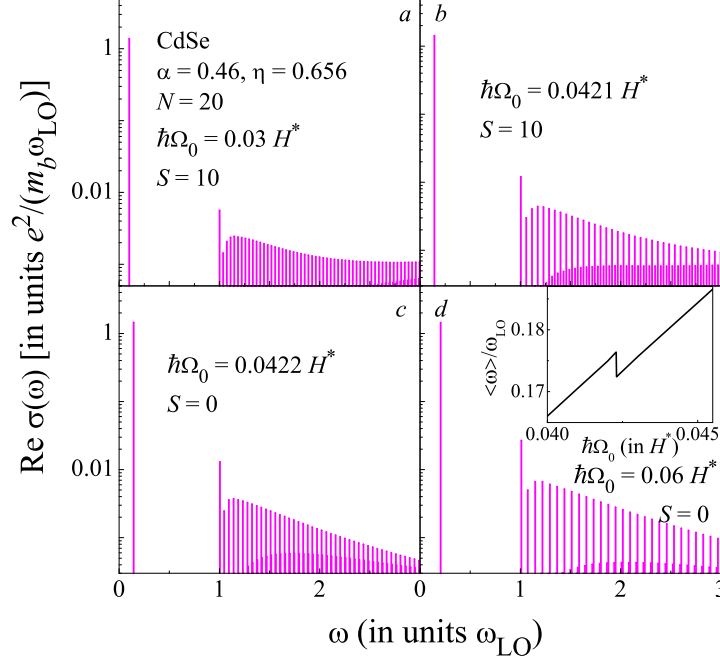


FIG. 17: Optical conductivity spectra of $N = 20$ interacting polarons in CdSe quantum dots with $\alpha = 0.46$, $\eta = 0.656$ for different confinement energies close to the transition from a spin-polarized ground state to a ground state obeying Hund's rule. *Inset*: the first frequency moment $\langle\omega\rangle$ of the optical conductivity as a function of the confinement energy. (From Ref. [98].)

In the inset to Fig. 17, the first frequency moment of the optical conductivity

$$\langle\omega\rangle \equiv \frac{\int_0^\infty \omega \operatorname{Re} \sigma(\omega) d\omega}{\int_0^\infty \operatorname{Re} \sigma(\omega) d\omega}, \quad (6.181)$$

as a function of $\hbar\Omega_0$ shows a *discontinuity*, at the value of the confinement energy corresponding to the change of the shell filling schemes from the spin-polarized ground state to the ground state obeying Hund's rule. This discontinuity might be observable in optical measurements.

⁷For the numerical calculations, we use effective atomic units, where \hbar , the electron band mass m_b and $e/\sqrt{\varepsilon_\infty}$ have the numerical value of 1. This means that the unit of length is the effective Bohr radius $a_B^* = \hbar^2 \varepsilon_\infty / (m_b e^2)$, while the unit of energy is the effective Hartree $H^* = m_b e^4 / (\hbar^2 \varepsilon_\infty^2)$.

The shell structure for a system of interacting polarons in a quantum dot is clearly revealed when analyzing the addition energy and the first frequency moment of the optical conductivity in parallel. In Fig 18, we show both the function

$$\Theta(N) \equiv \langle \omega \rangle|_{N+1} - 2 \langle \omega \rangle|_N + \langle \omega \rangle|_{N-1}, \quad (6.182)$$

and the addition energy

$$\Delta(N) = E^0(N+1) - 2E^0(N) + E^0(N-1). \quad (6.183)$$

for interacting polarons in a 3D CdSe quantum dot.

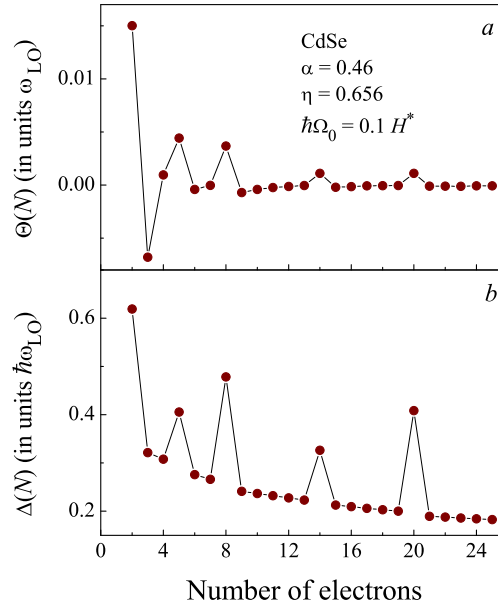


FIG. 18: The function $\Theta(N)$ and the addition energy $\Delta(N)$ for systems of interacting polarons in CdSe quantum dots with $\alpha = 0.46$, $\eta = 0.656$ for $\hbar\Omega_0 = 0.1H^*$. (From Ref. [98].)

As seen from Fig 18, distinct peaks appear in $\Theta(N)$ and $\Delta(N)$ at the “magic numbers” corresponding to closed-shell configurations at $N = 8, 20$ and to half-filled-shell configurations at $N = 5, 14$. We see that each of the peaks of $\Theta(N)$ corresponds to a peak of the addition energy. The filling patterns for a many-polaron system in a quantum dot can be therefore determined from the analysis of the first moment of the optical absorption for different numbers of polarons.

VII. VARIATIONAL PATH-INTEGRAL TREATMENT OF A TRANSLATION INVARIANT N -POLARON SYSTEM

A. The many-polaron system

In the present section, the ground-state properties of a translation invariant N -polaron system are theoretically studied in the framework of the variational path-integral method for identical particles, using a further development [105] of the model introduced in Refs. [98, 100, 106].

In order to describe a many-polaron system, we start from the translation invariant N -polaron Hamiltonian

$$H = \sum_{j=1}^N \frac{\mathbf{p}_j^2}{2m} + \frac{1}{2} \sum_{j=1}^N \sum_{l=1, \neq j}^N \frac{e^2}{\epsilon_\infty |\mathbf{r}_j - \mathbf{r}_l|} + \sum_{\mathbf{k}} \hbar \omega_{\text{LO}} a_{\mathbf{k}}^\dagger a_{\mathbf{k}} + \left(\sum_{j=1}^N \sum_{\mathbf{k}} V_{\mathbf{k}} a_{\mathbf{k}} e^{i\mathbf{k} \cdot \mathbf{r}_j} + H.c. \right), \quad (7.1)$$

where m is the band mass, e is the electron charge, ω_{LO} is the longitudinal optical (LO) phonon frequency, and $V_{\mathbf{k}}$ are the amplitudes of the Fröhlich electron-LO-phonon interaction

$$V_{\mathbf{k}} = i \frac{\hbar \omega_{\text{LO}}}{k} \left(\frac{4\pi\alpha}{V} \right)^{1/2} \left(\frac{\hbar}{2m\omega_{\text{LO}}} \right)^{1/4}, \quad \alpha = \frac{e^2}{2\hbar\omega_{\text{LO}}} \left(\frac{2m\omega_{\text{LO}}}{\hbar} \right)^{1/2} \left(\frac{1}{\epsilon_\infty} - \frac{1}{\epsilon_0} \right), \quad (7.2)$$

with the electron-phonon coupling constant $\alpha > 0$, the high-frequency dielectric constant $\epsilon_\infty > 0$ and the static dielectric constant $\epsilon_0 > 0$, and consequently

$$\frac{e^2}{\epsilon_\infty} > \hbar \left(\frac{2\hbar\omega_{\text{LO}}}{m} \right)^{1/2} \alpha \iff \alpha\sqrt{2} < \left(\frac{H^*}{\hbar\omega_{\text{LO}}} \right)^{1/2} \equiv U. \quad (7.3)$$

In the expression (7.3), H^* is the effective Hartree

$$H^* = \frac{e^2}{\epsilon_\infty a_B^*}, \quad a_B^* = \frac{\hbar^2}{me^2/\epsilon_\infty} \quad (7.4)$$

where a_B^* is the effective Bohr radius. The partition function of the system can be expressed as a path integral over all electron and phonon coordinates. The path integral over the phonon variables can be calculated analytically [43]. Feynman's phonon elimination technique for this system is well known and leads to the partition function, which is a path integral over the electron coordinates only:

$$Z = \left(\prod_{\mathbf{k}} \frac{e^{\frac{1}{2}\beta\hbar\omega_{\text{LO}}}}{2 \sinh \frac{1}{2}\beta\hbar\omega_{\text{LO}}} \right) \oint e^S \mathcal{D}\bar{\mathbf{r}} \quad (7.5)$$

where $\bar{\mathbf{r}} = \{\mathbf{r}_1, \dots, \mathbf{r}_N\}$ denotes the set of electron coordinates, and $\oint \mathcal{D}\bar{\mathbf{r}}$ denotes the path integral over all the electron coordinates, integrated over equal initial and final points, i.e.

$$\oint e^S \mathcal{D}\bar{\mathbf{r}} \equiv \int d\bar{\mathbf{r}} \int_{\bar{\mathbf{r}}(0)=\bar{\mathbf{r}}}^{\bar{\mathbf{r}}(\beta)=\bar{\mathbf{r}}} e^S \mathcal{D}\bar{\mathbf{r}}(\tau).$$

Throughout this paper, imaginary time variables are used. The effective action for the N -polaron system is retarded and given by

$$\begin{aligned} S = & - \int_0^\beta \left(\frac{m}{2} \sum_{j=1}^N \left(\frac{d\mathbf{r}_j(\tau)}{d\tau} \right)^2 + \frac{1}{2} \sum_{j=1}^N \sum_{l=1, \neq j}^N \frac{e^2}{\epsilon_\infty |\mathbf{r}_j(\tau) - \mathbf{r}_l(\tau)|} \right) d\tau \\ & + \frac{1}{2} \int_0^\beta \int_0^\beta \sum_{j,l=1}^N \sum_{\mathbf{k}} |V_{\mathbf{k}}|^2 e^{i\mathbf{k} \cdot (\mathbf{r}_j(\tau) - \mathbf{r}_l(\sigma))} \frac{\cosh \hbar\omega_{\text{LO}} \left(\frac{1}{2}\beta - |\tau - \sigma| \right)}{\sinh \frac{1}{2}\beta \hbar\omega_{\text{LO}}} d\sigma d\tau. \end{aligned} \quad (7.6)$$

Note that the electrons are fermions. Therefore the path integral for the electrons with parallel spin has to be interpreted as the required antisymmetric projection of the propagators for distinguishable particles.

We below use units in which $\hbar = 1$, $m = 1$, and $\omega_{\text{LO}} = 1$. The units of distance and energy are thus the effective polaron radius $[\hbar / (m\omega_{\text{LO}})]^{1/2}$ and the LO-phonon energy $\hbar\omega_{\text{LO}}$.

B. Variational principle

For distinguishable particles, it is well known that the Jensen-Feynman inequality [43] provides a lower bound on the partition function Z (and consequently an upper bound on the free energy F)

$$Z = \oint e^S \mathcal{D}\bar{\mathbf{r}} = \left(\oint e^{S_0} \mathcal{D}\bar{\mathbf{r}} \right) \langle e^{S-S_0} \rangle_0 \geq \left(\oint e^{S_0} \mathcal{D}\bar{\mathbf{r}} \right) e^{\langle S-S_0 \rangle_0} \text{ with } \langle A \rangle_0 \equiv \frac{\oint A(\bar{\mathbf{r}}) e^{S_0} \mathcal{D}\bar{\mathbf{r}}}{\oint e^{S_0} \mathcal{D}\bar{\mathbf{r}}}, \quad (7.7)$$

$$e^{-\beta F} \geq e^{-\beta F_0} e^{\langle S-S_0 \rangle_0} \implies F \leq F_0 - \frac{\langle S-S_0 \rangle_0}{\beta} \quad (7.8)$$

for a system with real action S and a real trial action S_0 . The many-body extension (Ref. [99, 107]) of the Jensen-Feynman inequality, requires that the potentials are symmetric with respect to all particle permutations, and that the exact propagator as well as the model propagator are defined on the same state space. Within this interpretation we consider the

following generalization of Feynman's trial action

$$S_0 = - \int_0^\beta \left(\frac{1}{2} \sum_{j=1}^N \left(\frac{d\mathbf{r}_j(\tau)}{d\tau} \right)^2 + \frac{\omega^2 + w^2 - v^2}{4N} \sum_{j,l=1}^N (\mathbf{r}_j(\tau) - \mathbf{r}_l(\tau))^2 \right) d\tau \\ - \frac{w}{8} \frac{v^2 - w^2}{N} \sum_{j,l=1}^N \int_0^\beta \int_0^\beta (\mathbf{r}_j(\tau) - \mathbf{r}_l(\sigma))^2 \frac{\cosh w \left(\frac{1}{2}\beta - |\tau - \sigma| \right)}{\sinh \frac{1}{2}\beta w} d\sigma d\tau \quad (7.9)$$

with the variational frequency parameters v, w, ω .

Using the explicit forms of the exact (7.6) and the trial (7.9) actions, the variational inequality (7.8) takes the form

$$F(\beta|N_\uparrow, N_\downarrow) \leq F_0(\beta|N_\uparrow, N_\downarrow) + \frac{U}{2\beta} \int_0^\beta \left\langle \sum_{j,l=1, \neq j}^N \frac{1}{|\mathbf{r}_j(\tau) - \mathbf{r}_l(\tau)|} \right\rangle_0 d\tau \\ - \frac{\omega^2 + w^2 - v^2}{4N\beta} \int_0^\beta \left\langle \sum_{j,l=1}^N (\mathbf{r}_j(\tau) - \mathbf{r}_l(\tau))^2 \right\rangle_0 d\tau \\ - \frac{w}{8} \frac{v^2 - w^2}{N\beta} \int_0^\beta \int_0^\beta \left\langle \sum_{j,l=1}^N (\mathbf{r}_j(\tau) - \mathbf{r}_l(\sigma))^2 \right\rangle_0 \frac{\cosh w \left(\frac{1}{2}\beta - |\tau - \sigma| \right)}{\sinh \frac{1}{2}\beta w} d\sigma d\tau \\ - \frac{1}{2\beta} \int_0^\beta \int_0^\beta \sum_{\mathbf{k}} |V_{\mathbf{k}}|^2 \left\langle \sum_{j,l=1}^N e^{i\mathbf{k} \cdot (\mathbf{r}_j(\tau) - \mathbf{r}_l(\sigma))} \right\rangle_0 \frac{\cosh \omega_{\text{LO}} \left(\frac{1}{2}\beta - |\tau - \sigma| \right)}{\sinh \frac{1}{2}\beta \omega_{\text{LO}}} d\sigma d\tau. \quad (7.10)$$

In the zero-temperature limit ($\beta \rightarrow \infty$), we arrive at the following upper bound for the ground-state energy $E^0(N_\uparrow, N_\downarrow)$ of a translation invariant N -polaron system

$$E^0(N_\uparrow, N_\downarrow) \leq E_{\text{var}}(N_\uparrow, N_\downarrow|v, w, \omega),$$

with

$$E_{\text{var}}(N_\uparrow, N_\downarrow|v, w, \omega) = \frac{3(v-w)^2}{4v} - \frac{3}{4}\omega + \frac{1}{2}\mathbb{E}_F(N_\downarrow) + \frac{1}{2}\mathbb{E}_F(N_\downarrow) \\ + E_{C\parallel}(N_\uparrow) + E_{C\parallel}(N_\downarrow) + E_{C\uparrow\downarrow}(N_\uparrow, N_\downarrow) \\ + E_{\alpha\parallel}(N_\uparrow) + E_{\alpha\parallel}(N_\downarrow) + E_{\alpha\uparrow\downarrow}(N_\uparrow, N_\downarrow), \quad (7.11)$$

where $\mathbb{E}_F(N)$ is the energy of N spin-polarized fermions confined to a parabolic potential with the confinement frequency ω , $E_{C\parallel}(N_{\uparrow(\downarrow)})$ is the Coulomb energy of the electrons with parallel spins, $E_{C\uparrow\downarrow}(N_\uparrow, N_\downarrow)$ is the Coulomb energy of the electrons with opposite spins, $E_{\alpha\parallel}(N_{\uparrow(\downarrow)})$ is the electron-phonon energy of the electrons with parallel spins, and $E_{\alpha\uparrow\downarrow}(N_\uparrow, N_\downarrow)$ is the electron-phonon energy of the electrons with opposite spins.

C. Results

Here, we discuss some results of the numerical minimization of $E_{var}(N_{\uparrow}, N_{\downarrow}|v, w, \omega)$ with respect to the three variational parameters v , w , and ω . The Fröhlich constant α and the Coulomb parameter

$$\alpha_0 \equiv \frac{U}{\sqrt{2}} \equiv \frac{\alpha}{1 - \eta} \text{ with } \frac{1}{\eta} = \frac{\varepsilon_0}{\varepsilon_{\infty}} \quad (7.12)$$

characterize the strength of the electron-phonon and of the Coulomb interaction, obeying the physical condition $\alpha \geq \alpha_0$ [see (7.3)]. The optimal values of the variational parameters v, w , and ω are denoted v_{op}, w_{op} , and ω_{op} , respectively. The optimal value of the total spin was always determined by choosing the combination $(N_{\uparrow}, N_{\downarrow})$ for fixed $N = N_{\uparrow} + N_{\downarrow}$ which corresponds to the lowest value $E^0(N)$ of the variational functional

$$E^0(N) \equiv \min_{N_{\uparrow}} E_{var}(N_{\uparrow}, N - N_{\uparrow}|v_{op}, w_{op}, \omega_{op}). \quad (7.13)$$

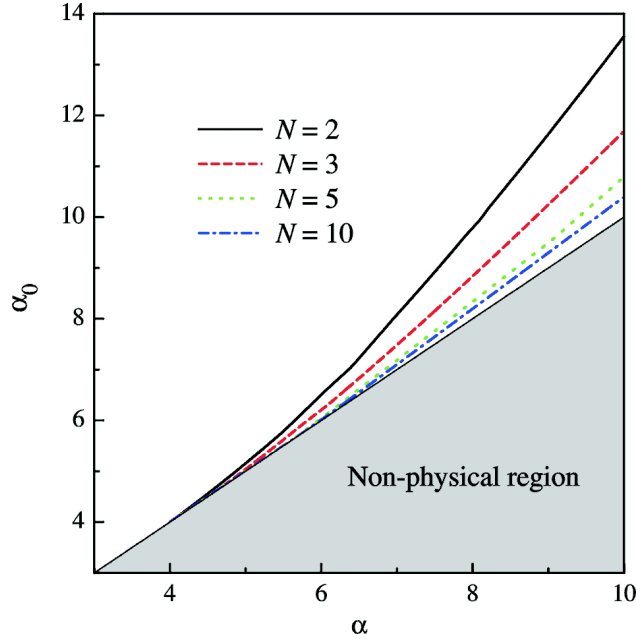


FIG. 19: The “phase diagrams” of a translation invariant N -polaron system. The grey area is the non-physical region, for which $\alpha > \alpha_0$. The stability region for each number of electrons is determined by the equation $\alpha_c < \alpha < \alpha_0$. (From Ref. [105].)

In Fig. 19, the “phase diagrams” analogous to the bipolaron “phase diagram” of Ref. [108] are plotted for an N -polaron system in bulk with $N = 2, 3, 5$, and 10. The area where

$\alpha_0 \leq \alpha$ is the non-physical region. For $\alpha > \alpha_0$, each sector between a curve corresponding to a well defined N and the line indicating $\alpha_0 = \alpha$ shows the stability region where $\omega_{op} \neq 0$, while the white area corresponds to the regime with $\omega_{op} = 0$. When comparing the stability region for $N = 2$ from Fig. 19 with the bipolaron “phase diagram” of Ref. [108], the stability region in the present work starts from the value $\alpha_c \approx 4.1$ (instead of $\alpha_c \approx 6.9$ in Ref. [108]). The width of the stability region within the present model is also larger than the width of the stability region within the model of Ref. [108]. Also, the absolute values of the ground-state energy of a two-polaron system given by the present model are smaller than those given by the approach of Ref. [108].

The difference between the numerical results of the present work and of Ref. [108] is due to the following distinction between the used model systems. The model system of Ref. [108] consists of two electrons interacting with two fictitious particles and with each other through quadratic interactions. But the trial Hamiltonian given by Eq. (6) of Ref. [108] is not symmetric with respect to the permutation of the electrons. It is only symmetric under the permutation of the pairs “electron + fictitious particle”. As a consequence, this trial system is only applicable if the electrons are distinguishable, i.e. have opposite spin. In contrast to the model of Ref. [108], the model used in the present paper is described by the trial action (9), which is fully symmetric with respect to the permutations of the electrons, as is required to describe identical particles.

The “phase diagrams” for $N > 2$ demonstrate the existence of stable multipolaron states (see Ref. [109]). As distinct from Ref. [109], here the ground state of an N -polaron system is investigated supposing that the electrons are fermions. As seen from Fig. 20, for $N > 2$, the stability region for a multipolaron state is narrower than the stability region for $N = 2$, and its width decreases with increasing N .

A consequence of the Fermi statistics is the dependence of the polaron characteristics and of the total spin of an N -polaron system on the parameters (α, α_0, N) . In Fig. 20, we present the ground-state energy per particle, the confinement frequency ω_{op} and the total spin S as a function of the coupling constant α for $\alpha_0/\alpha = 1.05$ and for a different numbers of polarons. The ground-state energy turns out to be a continuous function of α , while ω_{op} and S reveal jumps. For $N = 2$ (the case of a bipolaron), we see from Fig. 20 that the ground state has a total spin $S = 0$ for all values of α , i. e., the ground state of a bipolaron is a singlet. This result is in agreement with earlier investigations on the large-bipolaron

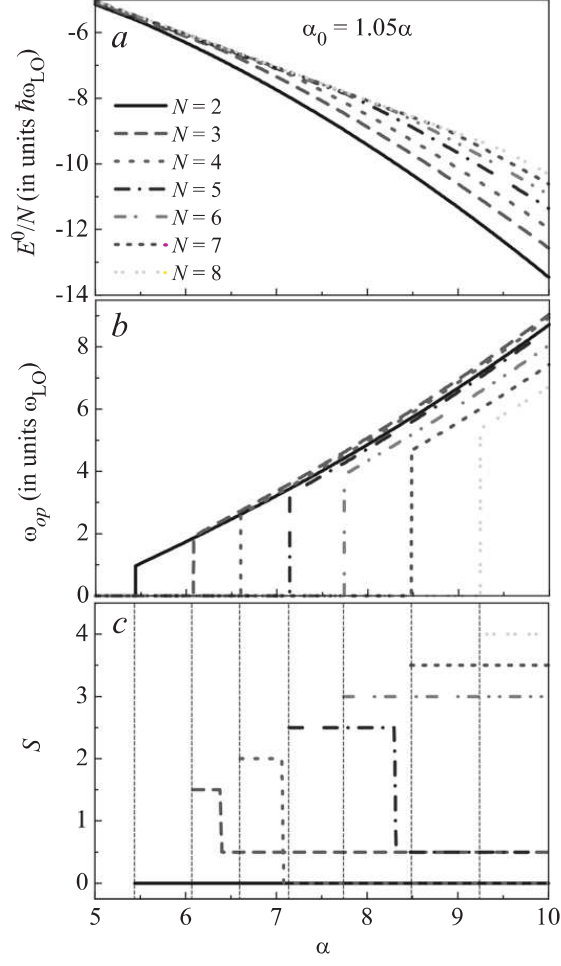


FIG. 20: The ground-state energy per particle (a), the optimal value ω_{op} of the confinement frequency (b), and the total spin (c) of a translation invariant N -polaron system as a function of the coupling strength α for $\alpha_0/\alpha = 0.5$. The vertical dashed lines in the panel c indicate the critical values α_c separating the regimes of $\alpha > \alpha_c$, where the multipolaron ground state with $\omega_{op} \neq 0$ exists, and $\alpha < \alpha_c$, where $\omega_{op} = 0$. (From Ref. [105].)

problem (see, e. g., [110]).

In summary, using the extension of the Jensen-Feynman variational principle to the systems of identical particles, we have derived a rigorous upper bound for the free energy of a translation invariant system of N interacting polarons. The developed approach is valid for an arbitrary coupling strength. The resulting ground-state energy is obtained taking into account the Fermi statistics of electrons.

VIII. RIPPLONIC POLARONS IN MULTIELECTRON BUBBLES

A. Ripplon-phonon modes of a MEB

Spherical shells of charged particles appear in a variety of physical systems, such as fullerenes, metallic nanoshells, charged droplets and neutron stars. A particularly interesting physical realization of the spherical electron gas is found in multielectron bubbles (MEBs) in liquid helium-4. These MEBs are $0.1 \mu\text{m} - 100 \mu\text{m}$ sized cavities inside liquid helium, that contain helium vapor at vapor pressure and a nanometer-thick electron layer anchored to the surface of the bubble [112]. They exist as a result of equilibrium between the surface tension of liquid helium and the Coulomb repulsion of the electrons [113]. Recently proposed experimental schemes to stabilize MEBs [114] have stimulated theoretical investigation of their properties.

We describe the dynamical modes of an MEB by considering the motion of the helium surface (“rippbons”) and the vibrational modes of the electrons together. In particular, we analyze the case when the ripplon-polarons form a Wigner lattice [111].

First, we derive the Lagrangian of interacting ripples and phonons within a continuum approach. The shape of the surface of a bubble is described by the function $R(\theta, \varphi) = R_b + u(\theta, \varphi)$, where $u(\theta, \varphi)$ is the deformation of the surface from a sphere with radius R_b . The deformation can be expanded in a series of spherical harmonics $Y_{lm}(\theta, \varphi)$ with amplitudes Q_{lm} ,

$$u(\theta, \varphi) = \sum_{l=1}^{\infty} \sum_{m=-l}^l Q_{lm} Y_{lm}(\theta, \varphi). \quad (8.1)$$

We suppose that the amplitudes are small in such a way that $\sqrt{l(l+1)}|Q_{lm}| \ll R_b$.

The ripplon contribution (T_r) to the kinetic energy of an MEB, and the contributions to the potential energy due to the surface tension (U_σ) and due to the pressure (U_V) were described in Ref. [115]:

$$\begin{aligned} T_r &= \frac{\rho}{2} R_b^3 \sum_{l=1}^{\infty} \sum_{m=-l}^l \frac{1}{l+1} |\dot{Q}_{lm}|^2, \\ U_\sigma &= 4\pi\sigma R_b^2 + \frac{\sigma}{2} \sum_{l=1}^{\infty} \sum_{m=-l}^l (l^2 + l + 2) |Q_{lm}|^2, \\ U_V &= \frac{4\pi}{3} p R_b^3 + p R_b \sum_{l=1}^{\infty} \sum_{m=-l}^l |Q_{lm}|^2. \end{aligned} \quad (8.2)$$

Here $\rho \approx 145 \text{ kg/m}^3$ is the density of liquid helium, $\sigma \approx 3.6 \times 10^{-4} \text{ J/m}^2$ is its surface tension, and p is the difference of pressures outside and inside the bubble.

Expanding the surface electron density $n(\theta, \varphi)$ in a series of spherical harmonics with amplitudes n_{lm} ,

$$n(\theta, \varphi) = \sum_{l=0}^{\infty} \sum_{m=-l}^l n_{lm} Y_{lm}(\theta, \varphi), \quad (8.3)$$

the kinetic energy of the motion of electrons can be written as

$$T_p = \frac{1}{2} \sum_{l=1}^{\infty} \sum_{m=-l}^l \frac{4\pi m_e R_b^6}{l(l+1)N} |\dot{n}_{lm}|^2, \quad (8.4)$$

where m_e is the bare electron mass and N is the number of electrons. Finally, the electrostatic energy (U_C) of the deformed MEB with a non-uniform surface electron density (8.3) is calculated using the Maxwell equations and the electrostatic boundary conditions at the surface. The result is:

$$\begin{aligned} U_C = & \frac{e^2 N^2}{2\varepsilon R_b} + 2\pi e^2 R_b^3 \sum_{l=1}^{\infty} \sum_{m=-l}^l \frac{|n_{lm}|^2}{l + \varepsilon(l+1)} \\ & - \frac{e^2 N^2}{8\pi \varepsilon R_b^3} \sum_{l=1}^{\infty} \sum_{m=-l}^l \frac{l^2 - \varepsilon(l+1)}{l + \varepsilon(l+1)} |Q_{lm}|^2 \\ & - e^2 N \sum_{l=1}^{\infty} \sum_{m=-l}^l \frac{l+1}{l + \varepsilon(l+1)} n_{lm} Q_{lm}^*, \end{aligned} \quad (8.5)$$

with the dielectric constant of liquid helium $\varepsilon \approx 1.0572$. The last term in Eq. (8.5) describes the ripplon-phonon mixing. Only ripplon and phonon modes which have the same angular momentum couple to each other. After the diagonalization of the Lagrangian of this ripplon-phonon system, we arrive at the eigenfrequencies:

$$\begin{aligned} \Omega_{1,2}(l) = & \left\{ \frac{1}{2} \left[\omega_p^2(l) + \omega_r^2(l) \right. \right. \\ & \left. \left. \pm \sqrt{[\omega_p^2(l) - \omega_r^2(l)]^2 + 4\gamma^2(l)} \right] \right\}^{1/2}, \end{aligned} \quad (8.6)$$

where $\omega_r(l)$ is the bare ripplon frequency,

$$\begin{aligned} \omega_r(l) = & \left\{ \frac{l+1}{\rho R_b^3} \left[\sigma(l^2 + l + 2) \right. \right. \\ & \left. \left. - \frac{e^2 N^2}{4\pi \varepsilon R_b^3} \frac{l^2 - \varepsilon(l+1)}{l + \varepsilon(l+1)} + 2pR_b \right] \right\}^{1/2}, \end{aligned} \quad (8.7)$$

while $\omega_p(l)$ is the bare phonon frequency,

$$\omega_p(l) = \left(\frac{e^2 N}{m_e R_b^3} \frac{l(l+1)}{l + \varepsilon(l+1)} \right)^{1/2}, \quad (8.8)$$

and $\gamma(l)$ describes the ripplon-phonon coupling:

$$\gamma(l) = \frac{e^2 N}{R_b^3} \left(\frac{Nl}{4\pi m_e \rho R_b^3} \right)^{1/2} \frac{(l+1)^2}{l + \varepsilon(l+1)}. \quad (8.9)$$

B. Electron-ripplon interaction in the MEB

The interaction energy between the ripples and the electrons in the multielectron bubble can be derived from the following considerations: (i) the distance between the layer electrons and the helium surface is fixed (the electrons find themselves confined to an effectively 2D surface anchored to the helium surface) and (ii) the electrons are subjected to a force field, arising from the electric field of the other electrons. For a spherical bubble, this electric field lies along the radial direction and equals

$$\mathbf{E} = -\frac{Ne}{2R_b^2} \mathbf{e}_r. \quad (8.10)$$

A bubble shape oscillation will displace the layer of electrons anchored to the surface. The interaction energy which arises from this, equals the displacement of the electrons times the force $e\mathbf{E}$ acting on them. Thus, we get for the interaction Hamiltonian

$$\hat{H}_{int} = \sum_j e|\mathbf{E}| \times u(\hat{\Omega}_j). \quad (8.11)$$

Here $u(\Omega)$ is the radial displacement of the surface in the direction given by the spherical angle Ω ; and $\hat{\Omega}_j$ is the (angular) position operator for electron j . The displacement can be rewritten using (8.1) and we find

$$\hat{H}_{int} = \sum_j e|\mathbf{E}| \sum_{\ell,m} \hat{Q}_{\ell m} Y_{\ell m}(\hat{\Omega}_j). \quad (8.12)$$

Using the relation

$$\hat{Q}_{\ell,m} = (-1)^{(m-|m|)/2} \sqrt{\frac{\hbar(\ell+1)}{2\rho R_b^3 \omega_\ell}} (\hat{a}_{\ell,m} + \hat{a}_{\ell,-m}^+), \quad (8.13)$$

the interaction Hamiltonian can be written in the suggestive form

$$\hat{H}_{int} = \sum_{\ell,m} \sum_j M_{\ell,m} Y_{\ell,m}(\hat{\Omega}_j) (\hat{a}_{\ell,m} + \hat{a}_{\ell,-m}^+), \quad (8.14)$$

with the electron-rippylon coupling amplitude for a MEB given by

$$M_{\ell,m} = (-1)^{(m-|m|)/2} \frac{Ne^2}{2R_b^2} \sqrt{\frac{\hbar(\ell+1)}{2\rho R_b^3 \omega_\ell}} \quad (8.15)$$

C. Locally flat approximation

Substituting $M_{\ell,m}$ into (8.14), we get

$$\begin{aligned} \hat{H}_{int} &= \sum_{\ell,m} \sum_j \frac{Ne^2}{2R_b^2} \sqrt{\frac{\hbar(\ell+1)}{2\rho R_b^3 \omega_\ell}} \\ &\times \left[(-1)^{(m-|m|)/2} \frac{Y_{\ell,m}(\hat{\Omega}_j)}{R_b} \right] (\hat{a}_{\ell,m} + \hat{a}_{\ell,-m}^+). \end{aligned} \quad (8.16)$$

In this expression, we consider the limit of a bubble so large that the surface becomes flat on all length scales of interest. Hence we let $R_b \rightarrow \infty$ but keep $\ell/R_b = q$ a constant. This means we have to let $\ell \rightarrow \infty$ as well. In this limit,

$$\lim_{\ell \rightarrow \infty} Y_{\ell,0}(\theta) = \frac{i^\ell}{\pi \sqrt{\sin \theta}} \sin[(\ell + 1/2)\theta + \pi/4], \quad (8.17)$$

and $Y_{\ell,0}(\theta)$ varies locally as a plane wave with wave vector $q = \ell/R_b$. The wave function $Y_{\ell,m}(\hat{\Omega}_j)/R_b$ is furthermore normalized with respect to integration over the surface (with total area $4\pi R_b^2$). Thus, we get in the locally flat approximation

$$\hat{H}_{int} = \sum_{\mathbf{q}} \sum_j \frac{Ne^2}{2R_b^2} \sqrt{\frac{\hbar q}{2\rho \omega(q)}} e^{i\mathbf{q} \cdot \hat{\mathbf{r}}_j} (\hat{a}_{\mathbf{q}} + \hat{a}_{-\mathbf{q}}^+), \quad (8.18)$$

or

$$\begin{aligned} \hat{H}_{int} &= \sum_{\mathbf{q}} \sum_j M_q e^{i\mathbf{q} \cdot \hat{\mathbf{r}}_j} (\hat{a}_{\mathbf{q}} + \hat{a}_{-\mathbf{q}}^+), \\ M_q &= e|\mathbf{E}| \sqrt{\frac{\hbar q}{2\rho \omega(q)}}. \end{aligned} \quad (8.19)$$

This corresponds in the limit of large bubbles to the interaction Hamiltonian expected for a flat surface.

D. Ripplonpolaron in a Wigner lattice: the mean-field approach

In their treatment of the electron Wigner lattice embedded in a polarizable medium such as a semiconductors or an ionic solid, Fratini and Quémerais [116] described the effect of

the electrons on a particular electron through a mean-field lattice potential. The (classical) lattice potential V_{lat} is obtained by approximating all the electrons acting on one particular electron by a homogenous charge density in which a hole is punched out; this hole is centered in the lattice point of the particular electron under investigation and has a radius given by the lattice distance d .

Within this particular mean-field approximation, the lattice potential can be calculated from classical electrostatics and we find that for a 2D electron gas it can be expressed in terms of the elliptic functions of first and second kind, $E(x)$ and $K(x)$,

$$V_{lat}(\mathbf{r}) = -\frac{2e^2}{\pi d^2} \left\{ |d-r| E\left[-\frac{4rd}{(d-r)^2}\right] + (d+r) \operatorname{sgn}(d-r) K\left[-\frac{4rd}{(d-r)^2}\right] \right\}. \quad (8.20)$$

Here, \mathbf{r} is the position vector measured from the lattice position. We can expand this potential around the origin to find the small-amplitude oscillation frequency of the electron lattice:

$$\lim_{r \ll d} V_{lat}(\mathbf{r}) = -\frac{2e^2}{d} + \frac{1}{2} m_e \omega_{lat}^2 r^2 + \mathcal{O}(r^4), \quad (8.21)$$

with the confinement frequency

$$\omega_{lat} = \sqrt{\frac{e^2}{m_e d^3}}. \quad (8.22)$$

In the mean-field approximation, the Hamiltonian for a ripplonpolaron in a lattice on a *locally flat* helium surface is given by

$$\begin{aligned} \hat{H} = & \frac{\hat{p}^2}{2m_e} + V_{lat}(\hat{\mathbf{r}}) + \sum_{\mathbf{q}} \hbar \omega(q) \hat{a}_{\mathbf{q}}^+ \hat{a}_{\mathbf{q}} \\ & + \sum_{\mathbf{q}} M_q e^{-i\mathbf{q} \cdot \mathbf{r}} (\hat{a}_{\mathbf{q}} + \hat{a}_{-\mathbf{q}}^+), \end{aligned} \quad (8.23)$$

where $\hat{\mathbf{r}}$ is the electron position operator.

Now that the lattice potential has been introduced, we can move on and include effects of the bubble geometry. If we restrict our treatment to the case of large bubbles (with $N > 10^5$ electrons), then both the ripplonpolaron radius and the inter-electron distance d are much smaller than the radius of the bubble R_b . This gives us ground to use the locally flat approximation using the auxiliary model of a ripplonic polaron in a planar system described by (8.23), but with a modified ripplon dispersion relation and an modified pressing field.

We find for the modified ripplon dispersion relation in the MEB:

$$\omega(q) = \sqrt{\frac{\sigma}{\rho}q^3 + \frac{p}{\rho R_b}q}, \quad (8.24)$$

where R_b is the equilibrium bubble radius which depends on the pressure and the number of electrons. The bubble radius is found by balancing the surface tension and the pressure with the Coulomb repulsion. The modified electron-riplon interaction amplitude in an MEB is given by

$$M_{\mathbf{q}} = e|\mathbf{E}|\sqrt{\frac{\hbar q}{2\rho\omega(q)}}. \quad (8.25)$$

The effective electric pressing field pushing the electrons against the helium surface and determining the strength of the electron-riplon interaction is

$$\mathbf{E} = -\frac{Ne}{2R_b^2}\mathbf{e}_r. \quad (8.26)$$

E. Ripplopolaron Wigner lattice at finite temperature

To study the ripplopolaron Wigner lattice at finite temperature and for any value of the electron-riplon coupling, we use the variational path-integral approach [43]. This variational principle distinguishes itself from Rayleigh-Ritz variation in that it uses a trial action functional S_{trial} instead of a trial wave function.

The action functional of the system described by Hamiltonian (8.23), becomes, after elimination of the ripplon degrees of freedom,

$$\begin{aligned} S = & -\frac{1}{\hbar} \int_0^{\hbar\beta} d\tau \left\{ \frac{m_e}{2} \dot{r}^2(\tau) + V_{lat}[r(\tau)] \right\} + \sum_{\mathbf{q}} |M_{\mathbf{q}}|^2 \\ & \times \int_0^{\hbar\beta} d\tau \int_0^{\hbar\beta} d\sigma G_{\omega(q)}(\tau - \sigma) e^{i\mathbf{q} \cdot [\mathbf{r}(\tau) - \mathbf{r}(\sigma)]}, \end{aligned} \quad (8.27)$$

with

$$G_{\nu}(\tau - \sigma) = \frac{\cosh[\nu(|\tau - \sigma| - \hbar\beta/2)]}{\sinh(\beta\hbar\nu/2)}. \quad (8.28)$$

In preparation of its customary use in the Jensen-Feynman inequality, the action functional (8.27) is written in imaginary time $t = i\tau$ with $\beta = 1/(k_B T)$ where T is the temperature.

We introduce a quadratic trial action of the form

$$S_{trial} = -\frac{1}{\hbar} \int_0^{\hbar\beta} d\tau \left[\frac{m_e}{2} \dot{r}^2(\tau) + \frac{m_e \Omega^2}{2} r^2(\tau) \right] - \frac{Mw^2}{4\hbar} \int_0^{\hbar\beta} d\tau \int_0^{\hbar\beta} d\sigma G_w(\tau - \sigma) \mathbf{r}(\tau) \cdot \mathbf{r}(\sigma). \quad (8.29)$$

where M, w , and Ω are the variationally adjustable parameters. This trial action corresponds to the Lagrangian

$$\mathcal{L}_0 = \frac{m_e}{2} \dot{r}^2 + \frac{M}{2} \dot{R}^2 - \frac{\kappa}{2} r^2 - \frac{K}{2} (\mathbf{r} - \mathbf{R})^2, \quad (8.30)$$

from which the degrees of freedom associated with \mathbf{R} have been integrated out. This Lagrangian can be interpreted as describing an electron with mass m_e at position \mathbf{r} , coupled through a spring with spring constant κ to its lattice site, and to which a fictitious mass M at position \mathbf{R} has been attached with another spring, with spring constant K . The relation between the spring constants in (8.30) and the variational parameters w, Ω is given by

$$w = \sqrt{K/m_e}, \quad (8.31)$$

$$\Omega = \sqrt{(\kappa + K)/m_e}. \quad (8.32)$$

Based on the trial action S_{trial} , Feynman's variational method allows one to obtain an upper bound for the free energy F of the system (at temperature T) described by the action functional S by minimizing the following function:

$$F = F_0 - \frac{1}{\beta} \langle S - S_{trial} \rangle, \quad (8.33)$$

with respect to the variational parameters of the trial action. In this expression, F_0 is the free energy of the trial system characterized by the Lagrangian \mathcal{L}_0 , $\beta = 1/(k_b T)$ is the inverse temperature, and the expectation value $\langle S - S_{trial} \rangle$ is to be taken with respect to the ground state of this trial system. The evaluation of expression (8.33) is straightforward

though lengthy. We find

$$\begin{aligned}
F = & \frac{2}{\beta} \ln \left[2 \sinh \left(\frac{\beta \hbar \Omega_1}{2} \right) \right] + \frac{2}{\beta} \ln \left[2 \sinh \left(\frac{\beta \hbar \Omega_2}{2} \right) \right] \\
& - \frac{2}{\beta} \ln \left[2 \sinh \left(\frac{\beta \hbar w}{2} \right) \right] - \frac{\hbar}{2} \sum_{i=1}^2 a_i^2 \Omega_i \coth \left(\frac{\beta \hbar \Omega_i}{2} \right) \\
& - \frac{\sqrt{\pi} e^2}{D} e^{-d^2/(2D)} \left[I_0 \left(\frac{d^2}{2D} \right) + I_1 \left(\frac{d^2}{2D} \right) \right] \\
& - \frac{1}{2\pi \hbar \beta} \int_{1/R_b}^{\infty} dq q |M_q|^2 \int_0^{\hbar \beta/2} d\tau \frac{\cosh[\omega(q)(\tau - \hbar \beta/2)]}{\sinh[\beta \hbar \omega(q)/2]} \\
& \times \exp \left[-\frac{\hbar q^2}{2m_e} \sum_{j=1}^2 a_j^2 \frac{\cosh(\hbar \Omega_j \beta/2) - \cosh[\hbar \Omega_j (\tau - \beta/2)]}{\Omega_j \sinh(\hbar \Omega_j \beta/2)} \right].
\end{aligned} \tag{8.34}$$

In this expression, I_0 and I_1 are Bessel functions of imaginary argument, and

$$D = \frac{\hbar}{m_e} \sum_{j=1}^2 \frac{a_j^2}{\Omega_j} \coth(\hbar \Omega_j \beta/2), \tag{8.35}$$

$$a_1 = \sqrt{\frac{\Omega_1^2 - w^2}{\Omega_1^2 - \Omega_2^2}}; a_2 = \sqrt{\frac{w^2 - \Omega_2^2}{\Omega_1^2 - \Omega_2^2}}. \tag{8.36}$$

Finally, Ω_1 and Ω_2 are the eigenfrequencies of the trial system, given by

$$\Omega_{1,2}^2 = \frac{1}{2} \left[\Omega^2 + w^2 \pm \sqrt{(\Omega^2 - w^2)^2 + 4K/(Mm_e)} \right]. \tag{8.37}$$

Optimal values of the variational parameters are determined by the numerical minimization of the variational functional F as given by expression (8.34).

F. Melting of the ripplopolaron Wigner lattice

The Lindemann melting criterion [117] states in general that a crystal lattice of objects (be it atoms, molecules, electrons, or ripplopolarons) will melt when the average motion of the objects around their lattice site is larger than a critical fraction δ_0 of the lattice parameter d . It would be a strenuous task to calculate from first principles the exact value of the critical fraction δ_0 , but for the particular case of electrons on a helium surface, we can make use of an experimental determination. Grimes and Adams [118] found that the Wigner lattice melts when $\Gamma = 137 \pm 15$, where Γ is the ratio of potential energy to the kinetic energy per electron. At temperature T the average kinetic energy in a lattice potential V_{lat} is

$$E_{kin} = \frac{\hbar \omega_{lat}}{2} \coth \left(\frac{\hbar \omega_{lat}}{2k_B T} \right), \tag{8.38}$$

and the average distance that an electron moves out of the lattice site is determined by

$$\langle \mathbf{r}^2 \rangle = \frac{\hbar}{m_e \omega_{lat}} \coth \left(\frac{\hbar \omega_{lat}}{2k_B T} \right) = \frac{2E_{kin}}{m_e \omega_{lat}^2}. \quad (8.39)$$

From this we find that for the melting transition in Grimes and Adams' experiment [118], the critical fraction equals $\delta_0 \approx 0.13$. This estimate is in agreement with previous (empirical) estimates yielding $\delta_0 \approx 0.1$ [119], and we shall use it in the rest of this section.

Within the approach of Fratini and Qu  merais [116], the Wigner lattice of (rip-
plo)polarons melts when at least one of the two following Lindemann criteria are met:

$$\delta_r = \frac{\sqrt{\langle \mathbf{R}_{cms}^2 \rangle}}{d} > \delta_0, \quad (8.40)$$

$$\delta_\rho = \frac{\sqrt{\langle \rho^2 \rangle}}{d} > \delta_0. \quad (8.41)$$

where ρ and \mathbf{R}_{cms} are, respectively, the relative coordinate and the center of mass coordinate of the model system (8.30): if \mathbf{r} is the electron coordinate and \mathbf{R} is the position coordinate of the fictitious ripplon mass M , this is

$$\mathbf{R}_{cms} = \frac{m_e \mathbf{r} + M \mathbf{R}}{m_e + M}; \rho = \mathbf{r} - \mathbf{R}. \quad (8.42)$$

The appearance of two Lindemann criteria takes into account the composite nature of (rip-
plo)polarons. As follows from the physical sense of the coordinates ρ and \mathbf{R}_{cms} , the first criterion (8.40) is related to the melting of the riplopolaron Wigner lattice towards a rip-
lopolaron liquid, where the riplopolarons move as a whole, the electron together with its dimple. The second criterion (8.41) is related to the dissociation of riplopolarons: the electrons shed their dimple.

The path-integral variational formalism allows us to calculate the expectation values $\langle \mathbf{R}_{cms}^2 \rangle$ and $\langle \rho^2 \rangle$ with respect to the ground state of the variationally optimal model system. We find

$$\begin{aligned} \langle \mathbf{R}_{cms}^2 \rangle &= \frac{\hbar w^4}{m_e [w^2(\Omega_1^2 + \Omega_2^2) - \Omega_1^2 \Omega_2^2] (\Omega_1^2 - \Omega_2^2)} \\ &\times [\Omega_2^4(\Omega_1^2 - w^2) \coth(\hbar \Omega_1 \beta / 2) / \Omega_1 \\ &+ \Omega_1^4(w^2 - \Omega_2^2) \coth(\hbar \Omega_2 \beta / 2) / \Omega_2], \end{aligned} \quad (8.43)$$

$$\begin{aligned}
\langle \rho^2 \rangle = & \frac{\hbar}{m_e (\Omega_1^2 - \Omega_2^2) (\Omega_1^2 - w^2) (w^2 - \Omega_2^2)} \\
& \times [\Omega_1^3 (w^2 - \Omega_2^2) \coth(\hbar \Omega_1 \beta / 2) \\
& + \Omega_2^3 (\Omega_1^2 - w^2) \coth(\hbar \Omega_2 \beta / 2)] .
\end{aligned} \tag{8.44}$$

Numerical calculation shows that for ripplon polarons in an MEB the inequality $\Omega_1 \gg w$ is fulfilled ($w/\Omega_1 \approx 10^{-3}$ to 10^{-2}) so that the strong-coupling regime is realized. Owing to this inequality, we find from Eqs. (8.43),(8.44) that

$$\langle \mathbf{R}_{cms}^2 \rangle \ll \langle \rho^2 \rangle . \tag{8.45}$$

So, the destruction of the ripplon polaron Wigner lattice in an MEB occurs through the dissociation of ripplon polarons, since the second criterion (8.41) will be fulfilled before the first (8.40). The results for the melting of the ripplon polaron Wigner lattice are summarized in the phase diagram shown in Fig. 21.

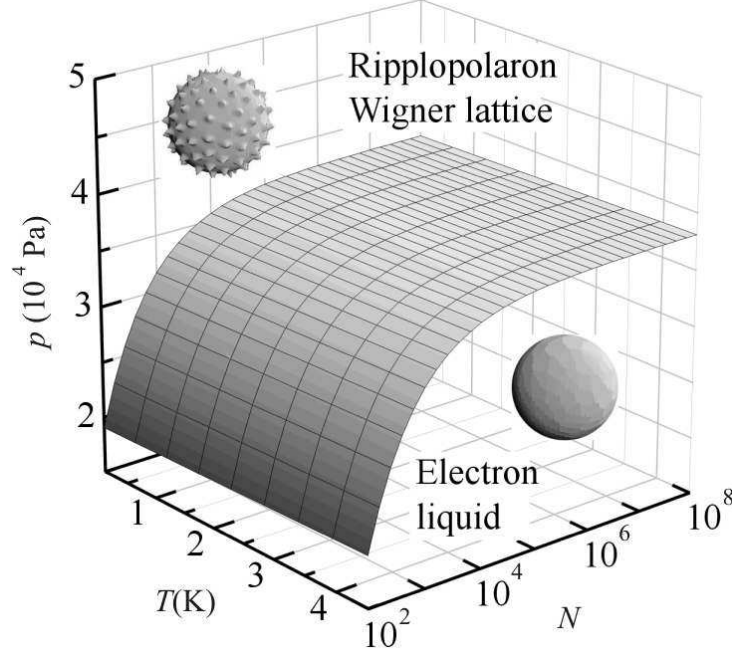


FIG. 21: The phase diagram for the spherical 2D layer of electrons in the MEB. Above a critical pressure, a ripplopolaron solid (a Wigner lattice of electrons with dimples in the helium surface underneath them) is formed. Below the critical pressure, the ripplopolaron solid melts into an electron liquid through dissociation of ripplopolarons. (From Ref. [111].)

For every value of N , pressure p and temperature T in an experimentally accessible range, this figure shows whether the ripplopolaron Wigner lattice is present (points above the surface) or molten (points below the surface). Below a critical pressure (on the order of 10^4 Pa) the ripplopolaron solid will melt into an electron liquid. This critical pressure is nearly independent of the number of electrons (except for the smallest bubbles) and is weakly temperature dependent, up to the helium critical temperature 5.2 K. This can be understood since the typical lattice potential well in which the ripplopolaron resides has frequencies of the order of THz or larger, which correspond to ~ 10 K.

The new phase that we predict, the ripplopolaron Wigner lattice, will not be present for electrons on a flat helium surface. At the values of the pressing field necessary to obtain a strong enough electron-ripplon coupling, the flat helium surface is no longer stable against long-wavelength deformations [120]. Multielectron bubbles, with their different ripplon dispersion and the presence of stabilizing factors such as the energy barrier against fissioning [121], allow for much larger electric fields pressing the electrons against the helium surface. The regime of N , p , T parameters suitable for the creation of a ripplopolaron Wigner lattice lies within the regime that would be achievable in recently proposed experiments aimed at stabilizing multielectron bubbles [114]. The ripplopolaron Wigner lattice and its melting transition might be detected by spectroscopic techniques [118, 122] probing for example the transverse phonon modes of the lattice [123].

Acknowledgments

I thank S. N. Klimin for discussions in the course of the preparation of the third edition of the Lectures.

Appendix A: Optical conductivity of a strong-coupling Fröhlich polaron [S. N. Klimin and J. T. Devreese, *Phys. Rev. B* 89, 035201 (2014)]

1. Introduction

The optical conductivity of the Fröhlich polaron model attracted attention for years [125]. In the regime of weak coupling, the optical absorption of a polaron was calculated

using different methods, e. g., Green's function method [71], the Low-Lee-Pines formalism [73, 80], perturbation expansion of the current-current correlation function [126]. The strong-coupling polaron optical conductivity was calculated taking into account one-phonon [49] and two-phonon [75] transitions from the polaron ground state to the polaron relaxed excited state (RES). In fact the present work finalizes the project started in Ref. [49]. Using the path integral response formalism, the impedance function of an all-coupling polaron was calculated by FHIP [47] on the basis of the Feynman polaron model [43]. Developing further the FHIP approach, the optical conductivity was calculated in the path-integral formalism at zero temperature [50] and at finite temperatures [76]. In Ref. [127], the extension of the method of Ref. [50] accounting for the polaron damping (for the polaron coupling constant $\alpha \lesssim 8$) and the asymptotic strong-coupling approach using the Franck-Condon (FC) picture for the optical conductivity (for $\alpha \gtrsim 8$) have given reasonable results for the polaron optical conductivity at all values of α . The concept of the RES and FC polaron states played a key role in the understanding of the mechanism of the polaron optical conductivity [7, 41, 49, 50, 75, 76].

Recently, the Diagrammatic Quantum Monte Carlo (DQMC) numerical method has been developed [30, 79], which provides accurate results for the polaron characteristics in all coupling regimes. The analytic treatment [50] was intended to be valid at all coupling strengths. However, it is established in [7, 50, 75] that the linewidth of the obtained spectra [50] is unreliable for $\alpha \gtrsim 7$. Nevertheless, the position of the peak attributed to RES in Ref. [50] is close to the maximum of the polaron optical conductivity band calculated using DQMC up to very large values of α (see Fig. 1).

An extension of the path-integral approach [50] performed in Ref. [127] gives a good agreement with DQMC for weak and intermediate coupling strengths. In the strong-coupling limit, in Ref. [127] the adiabatic strong-coupling expansion was applied. That expansion, however, is not exact in the strong-coupling limit because of a parabolic approximation [35] for the adiabatic potential.

In the present work, the strong-coupling approach of Ref. [127] is extended in order to obtain the polaron optical conductivity which is *asymptotically exact in the strong-coupling limit*. We develop the multiphonon strong-coupling expansion using numerically accurate in the strong-coupling limit polaron energies and wave functions and accounting for non-adiabaticity.

2. Optical conductivity

We consider the electron-phonon system with the Hamiltonian written down in the Feynman units ($\hbar = 1$, the carrier band mass $m_b = 1$, and the LO-phonon frequency $\omega_{\text{LO}} = 1$)

$$H = \frac{\mathbf{p}^2}{2} + \sum_{\mathbf{q}} \left(b_{\mathbf{q}}^{\dagger} b_{\mathbf{q}} + \frac{1}{2} \right) + \frac{1}{\sqrt{V}} \sum_{\mathbf{q}} \frac{\sqrt{2\sqrt{2}\pi\alpha}}{q} (b_{\mathbf{q}} + b_{-\mathbf{q}}^{\dagger}) e^{i\mathbf{q}\cdot\mathbf{r}}. \quad (\text{A1})$$

where \mathbf{r}, \mathbf{p} represent the position and momentum of an electron, $b_{\mathbf{q}}^{\dagger}, b_{\mathbf{q}}$ denote the creation and annihilation operators for longitudinal optical (LO) phonons with wave vector \mathbf{q} , and $V_{\mathbf{q}}$ describes the amplitude of the interaction between the electrons and the phonons. For the Fröhlich electron-phonon interaction, the amplitude of the electron – LO-phonon interaction is

$$V_{\mathbf{q}} = \frac{1}{\sqrt{V}} \frac{\sqrt{2\sqrt{2}\pi\alpha}}{q} \quad (\text{A2})$$

with the crystal volume V , and the electron-phonon coupling constant α .

The polaron optical conductivity describes the response of the system with the Hamiltonian (5.2) to an applied electromagnetic field (along the z -axis) with frequency ω . This optical response is expressed using the Kubo formula with a dipole-dipole correlation function:

$$\text{Re } \sigma(\omega) = \frac{n_0 \omega}{2} (1 - e^{-\beta \omega}) \int_{-\infty}^{\infty} e^{i\omega t} \langle d_z(t) d_z \rangle dt, \quad (\text{A3})$$

where $\mathbf{d} = -e_0 \mathbf{r}$ is the electric dipole moment, e_0 is the unit charge, $\beta = \frac{1}{k_B T}$, n_0 is the electron density. In the zero-temperature limit, the optical conductivity (A3) measured in units of e_0^2 becomes

$$\text{Re } \sigma(\omega) = \frac{\omega}{2} \int_{-\infty}^{\infty} e^{i\omega t} f_{zz}(t) dt, \quad (\text{A4})$$

with the correlation function

$$f_{zz}(t) \equiv \langle z(t) z(0) \rangle = \langle \Psi_0 | e^{itH} z e^{-itH} z | \Psi_0 \rangle, \quad (\text{A5})$$

where $|\Psi_0\rangle$ is the ground-state wave function of the electron-phonon system.

Within the strong-coupling approach, the ground-state wave function is chosen as the product of a trial wave function of an electron $|\psi_0^{(e)}\rangle$ and of a trial wave function of a phonon subsystem $|\Phi_{ph}\rangle$:

$$|\Psi_0\rangle = |\psi_0^{(e)}\rangle |\Phi_{ph}\rangle. \quad (\text{A6})$$

The phonon trial wave function is written as the strong-coupling unitary transformation applied to the phonon vacuum

$$|\Phi_{ph}\rangle = U |0_{ph}\rangle. \quad (\text{A7})$$

with the unitary operator

$$U = e^{\sum_{\mathbf{q}} (f_{\mathbf{q}} b_{\mathbf{q}} - f_{\mathbf{q}}^* b_{\mathbf{q}}^+)}, \quad (\text{A8})$$

and the variational parameters $\{f_{\mathbf{q}}\}$. The transformed Hamiltonian $\tilde{H} \equiv U^{-1} H U$ takes the form

$$\tilde{H} = \tilde{H}_0 + W \quad (\text{A9})$$

with the terms

$$\tilde{H}_0 = \frac{\mathbf{p}^2}{2} + \sum_{\mathbf{q}} |f_{\mathbf{q}}|^2 + V_a(r) + \sum_{\mathbf{q}} \left(b_{\mathbf{q}}^+ b_{\mathbf{q}} + \frac{1}{2} \right), \quad (\text{A10})$$

$$W = \sum_{\mathbf{q}} (W_{\mathbf{q}} b_{\mathbf{q}} + W_{\mathbf{q}}^* b_{\mathbf{q}}^+). \quad (\text{A11})$$

Here, $W_{\mathbf{q}}$ are the amplitudes of the renormalized electron-phonon interaction

$$W_{\mathbf{q}} = \frac{\sqrt{2\sqrt{2}\pi\alpha}}{q\sqrt{V}} (e^{i\mathbf{q}\cdot\mathbf{r}} - \rho_{\mathbf{q}}), \quad (\text{A12})$$

where $\rho_{\mathbf{q}}$ is the expectation value of the operator $e^{i\mathbf{q}\cdot\mathbf{r}}$ with the trial electron wave function $|\psi_0^{(e)}\rangle$:

$$\rho_{\mathbf{q}} = \langle \psi_0^{(e)} | e^{i\mathbf{q}\cdot\mathbf{r}} | \psi_0^{(e)} \rangle, \quad (\text{A13})$$

and $V_a(r)$ is the self-consistent potential energy for the electron,

$$V_a(r) = - \sum_{\mathbf{q}} \frac{4\sqrt{2}\pi\alpha}{q^2 V} \rho_{-\mathbf{q}} e^{i\mathbf{q}\cdot\mathbf{r}}. \quad (\text{A14})$$

Averaging the Hamiltonian (A9) with the phonon vacuum $|0\rangle$ and with the trial electron wave function $|\psi_0\rangle$, we arrive at the following variational expression for the ground-state energy

$$\begin{aligned} E_0 = \langle \Psi_0 | H | \Psi_0 \rangle &= \left\langle \psi_0 \left| \frac{\mathbf{p}^2}{2} \right| \psi_0 \right\rangle + \sum_{\mathbf{q}} |f_{\mathbf{q}}|^2 \\ &- \sum_{\mathbf{q}} (V_{\mathbf{q}} f_{\mathbf{q}}^* \rho_{\mathbf{q}} + V_{\mathbf{q}}^* f_{\mathbf{q}} \rho_{-\mathbf{q}}), \end{aligned} \quad (\text{A15})$$

After minimization of the polaron ground-state energy (A15), the parameters $f_{\mathbf{q}}$ acquire their optimal values

$$f_{\mathbf{q}} = V_{\mathbf{q}} \rho_{\mathbf{q}}. \quad (\text{A16})$$

The ground-state energy with $\{f_{\mathbf{q}}\}$ given by Eq. (A16) takes the form

$$E_0 = \left\langle \psi_0 \left| \frac{\mathbf{p}^2}{2} \right| \psi_0 \right\rangle - \sum_{\mathbf{q}} |V_{\mathbf{q}}|^2 |\rho_{\mathbf{q}}|^2. \quad (\text{A17})$$

With the strong-coupling Ansatz (A6) for the polaron ground-state wave function and after the application of the unitary transformation (A8), the correlation function (A5) takes the form

$$f_{zz}(t) = \left\langle 0_{ph} \left| \left\langle \psi_0 \left| e^{it\tilde{H}} z e^{-it\tilde{H}} z \right| \psi_0 \right\rangle \right| 0_{ph} \right\rangle. \quad (\text{A18})$$

This correlation function can be expanded using a complete orthogonal set of intermediate states $|j\rangle$ and the completeness property:

$$\sum_j |j\rangle \langle j| = 1. \quad (\text{A19})$$

In the present work, we use the intermediate basis of the Franck-Condon (FC) states. The FC states correspond to the equilibrium phonon configuration for the ground state. Thus the FC wave functions are the exact eigenstates of the Hamiltonian \tilde{H}_0 . Further on, the FC wave functions are written in the spherical-wave representation as $|\psi_{n,l,m}\rangle = R_{n,l}(r) Y_{l,m}(\theta, \varphi)$ where $R_{n,l}(r)$ are the radial wave functions, and $Y_{l,m}(\theta, \varphi)$ are the spherical harmonics, l is the quantum number of the angular momentum, m is the z -projection of the angular momentum, and n is the radial quantum number⁸. The energy levels for the eigenstates of the Hamiltonian \tilde{H}_0 are denoted $E_{n,l}$.

Using (A19) with that complete and orthogonal basis, we transform (A18) to the expression

$$\begin{aligned} f_{zz}(t) = & \sum_{\substack{n,l,m, \\ n',l',m', \\ n'',l'',m''}} \langle \psi_{n,l,m} | z | \psi_{n'',l'',m''} \rangle \langle \psi_{n',l',m'} | z | \psi_0 \rangle \\ & \times \left\langle 0_{ph} \left| \left\langle \psi_0 \left| e^{it\tilde{H}} \right| \psi_{n,l,m} \right\rangle \left\langle \psi_{n'',l'',m''} \left| e^{-it\tilde{H}} \right| \psi_{n',l',m'} \right\rangle \right| 0_{ph} \right\rangle. \end{aligned} \quad (\text{A20})$$

⁸In this classification, the ground-state wave function is $|\psi_{0,0,0}\rangle \equiv |\psi_0\rangle$.

So far, the only approximation made in (A20) is the strong-coupling Ansatz for the polaron ground-state wave function. However, in order to obtain a numerically tractable expression for the polaron optical conductivity, an additional approximation valid in the strong-coupling limit must be applied to the matrix elements of the evolution operator $e^{-it\tilde{H}}$ with the Hamiltonian of the electron-phonon system \tilde{H} given by formula (A9). According to Ref. [128], in the strong-coupling limit, the matrix elements of the Hamiltonian of the electron-phonon system between states corresponding to different energy levels are of order of magnitude α^{-4} . Therefore in the strong-coupling regime these matrix elements can be neglected; this is called the adiabatic or the Born-Oppenheimer (BO) approximation [128], because of its strict analogy with the Born-Oppenheimer adiabatic approximation in the theory of molecules and crystals ([129], p. 171). Consequently, in the further treatment we neglect the matrix elements $\langle \psi_{n,l,m} | e^{-it\tilde{H}} | \psi_{n',l',m'} \rangle$ for the FC states with different energies, $E_{n,l} \neq E_{n',l'}$. The same scheme was used in the theory of the multi-phonon optical processes for bound electrons interacting with phonons [23, 130].

Strictly speaking, the summation over the excited polaron states in Eq. (A20) must involve the transitions to both the discrete and continuous parts of the polaron spectrum. A transition to the states of the continuous spectrum means that the electron leaves the polaron potential well. Therefore these transitions can be attributed to the “polaron dissociation”. The transitions to the continuous spectrum are definitely beyond the adiabatic approximation. As shown in Ref. [23], the transition probability to the states of the continuous spectrum is very small compared with the transition probability between the ground and the first excited state (which belongs to the discrete part of the polaron energy spectrum). We neglect here the contribution to the polaron optical conductivity due to the transitions to the continuous spectrum.

The matrix elements neglected within the adiabatic approximation correspond to the transitions between FC states with different energies due to the electron-phonon interaction. Hence these transitions can be called non-adiabatic. The adiabatic approximation is related to the matrix elements of the evolution operator $e^{-it\tilde{H}}$. On the contrary, the matrix elements of the transitions between different FC states for the electric dipole moment are, in general, not equal to zero. Moreover, these transitions can be accompanied by the emission of phonons. The electron FC wave functions constitute a complete orthogonal set. However, the corresponding phonon wave functions can be non-orthogonal because of a dif-

ferent shift of phonon coordinates for different electron states. This makes multi-phonon transitions possible [130]. It is important to note that in our treatment we neglect only the non-adiabatic transitions between the electron states with *different* energies. On the contrary, the transitions within one and the same degenerate level can be non-adiabatic. This *internal non-adiabaticity* (i. e., the non-adiabaticity of the transitions within one and the same degenerate level) is taken into account in the subsequent treatment.

It is useful to stress the difference between the strong-coupling Ansatz and the adiabatic approximation. The strong-coupling Ansatz consists of the choice of the trial variational ground state wave function for the electron-phonon system in the factorized form (A6). The adiabatic approximation means neglecting the matrix elements of the evolution operator between internal polaron states with different energies. These two approximations are not the same, but they both are valid in the strong-coupling regime and consistent with each other.

The correlation function (A20) is transformed in the following way. The exponents $e^{it\tilde{H}}$ and $e^{-it\tilde{H}}$ are disentangled:

$$e^{-it\tilde{H}} = e^{-it\tilde{H}_0} \text{T exp} \left(-i \int_0^t ds W(s) \right), \quad (\text{A21})$$

$$e^{it\tilde{H}} = e^{it\tilde{H}_0} \text{T exp} \left(i \int_0^t ds W(-s) \right) \quad (\text{A22})$$

where $W(s)$ is the renormalized electron-phonon interaction Hamiltonian W in the interaction representation,

$$W(s) \equiv e^{is\tilde{H}_0} W e^{-is\tilde{H}_0}. \quad (\text{A23})$$

This gives us the result

$$\begin{aligned} f_{zz}(t) = & \sum_{\substack{n,l,m, \\ n',l',m', \\ n'',l'',m''}} \langle \psi_{n,l,m} | z | \psi_{n'',l'',m''} \rangle \langle \psi_{n',l',m'} | z | \psi_0 \rangle e^{it(E_0 - E_{n'',l'',m''})} \\ & \times \left\langle 0_{ph} \left| \left\langle \psi_0 \right| \text{T exp} \left(i \int_0^t ds W(-s) \right) \right| \psi_{n,l,m} \right\rangle \\ & \times \left\langle \psi_{n'',l'',m''} \left| \text{T exp} \left(-i \int_0^t ds W(s) \right) \right| \psi_{n',l',m'} \right\rangle \left| 0_{ph} \right\rangle. \end{aligned} \quad (\text{A24})$$

Within the adiabatic approximation, the optical conductivity is simplified. The full details of the derivation are described in the Appendix A. First, using the selection rules for

the dipole matrix elements, the spherical symmetry of the Hamiltonian \tilde{H} and the adiabatic approximation, the correlation function (A24) is reduced to the form

$$f_{zz}(t) = \sum_n D_n e^{-i\Omega_{n,0}t} \times \left\langle \psi_{n,1,0} \left| \left\langle 0_{ph} \right| \text{T exp} \left[-i \int_0^t ds W(s) \right] \right| 0_{ph} \right\rangle \left| \psi_{n,1,0} \right\rangle \quad (\text{A25})$$

where $\Omega_{n,0}$ is the FC transition frequency

$$\Omega_{n,0} \equiv E_{n,1} - E_0, \quad (\text{A26})$$

and D_n is the squared modulus of the dipole transition matrix element

$$D_n = |\langle \psi_0 | z | \psi_{n,1,0} \rangle|^2. \quad (\text{A27})$$

Within the adiabatic approximation, the partial (with the electron wave functions) averaging of the operator T-exponent in (A25) can be exactly performed (see details in Appendix A). As a result, the optical conductivity is transformed to the expression

$$\text{Re } \sigma(\omega) = \frac{\omega}{6} \sum_n D_n \int_{-\infty}^{\infty} e^{i(\omega - \Omega_{n,0})t} \times \left\langle 0_{ph} \left| \text{Tr} \left(\text{T exp} \left[-i \int_0^t ds \mathbb{W}^{(n)}(s) \right] \right) \right| 0_{ph} \right\rangle dt. \quad (\text{A28})$$

The T-exponent in (A28) contains the finite-dimensional matrix $\mathbb{W}^{(n)}(s)$ depending on the phonon coordinates:

$$\left(\mathbb{W}_{k,l,m}^{(n)} \right)_{m_1, m_2} = \langle \psi_{n,1,m_1} | W_{k,l,m} | \psi_{n,1,m_2} \rangle \quad (\text{A29})$$

where $W_{k,l,m}$ are the amplitudes of the electron-phonon interaction in the basis of spherical wave functions.

Because the kinetic energy of the phonons is of order α^{-4} compared to the leading term of the Hamiltonian [128], we neglect this kinetic energy in the present work, because the treatment is related to the strong-coupling regime. As a result, $Q_{k,l,m}$ commute with the Hamiltonian \tilde{H}_0 , so that in (A28), $\mathbb{W}^{(n)}(s) = \mathbb{W}^{(n)}$. Furthermore, in a finite-dimensional basis $\{|\psi_{n,l,m}\rangle\}$ for a given level (n, l) , all eigenvalues of the Hamiltonian \tilde{H}_0 are the same. Therefore the T-exponent entering (A28) in that finite-dimensional basis turns into a usual exponent. As a result, the strong-coupling polaron optical conductivity (A28) takes the form

$$\text{Re } \sigma(\omega) = \frac{\omega}{6} \sum_n D_n \int_{-\infty}^{\infty} e^{i(\omega - \Omega_{n,0})t} \langle 0_{ph} | \text{Tr exp}(-i\mathbb{W}^{(n)}t) | 0_{ph} \rangle dt. \quad (\text{A30})$$

The matrix interaction Hamiltonian (A29) depends on the phonon coordinates, and the matrices $\mathbb{W}_{k,l,m}^{(n)}$ with different m for one and the same degenerate energy level do not commute with each other. According to the Jahn – Teller theorem [131], for a degenerate level there does not exist a unitary transformation which simultaneously diagonalizes all matrices $\mathbb{W}_{k,l,m}^{(n)}$ in a basis that does not depend on the phonon coordinates. The manifestations of that theorem are attributed to the Jahn – Teller effect. Therefore, because we neglect the non-commutation of the matrices $\mathbb{W}_{k,l,m}^{(n)}$, the Jahn – Teller effect is omitted.

In fact, neglecting the Jahn – Teller effect is not necessary. The averaging in Eq. (A30) is performed exactly using the effective phonon modes similarly to Ref. [133] (see the details in Appendix B). As a result, we arrive at the following expression for the strong-coupling polaron optical conductivity

$$\begin{aligned} \text{Re } \sigma(\omega) = & \frac{\omega}{3\pi^2} \sum_n \frac{D_n}{a_0^{(n)}} \int_{-\infty}^{\infty} dx_0 \int_{-\infty}^{\infty} dx_1 \int_{-\infty}^{\infty} dx_2 \int_{-\infty}^{\infty} dy_1 \int_{-\infty}^{\infty} dy_2 \\ & \times \sum_{j=1}^3 \exp \left\{ -\frac{1}{2} \left[x_0^2 + \sum_{m=1,2} (x_m^2 + y_m^2) + \frac{\left(\omega - \Omega_{n,0} - \frac{a_2^{(n)}}{2\sqrt{5}\pi} \lambda_j(Q_2) \right)^2}{\left(a_0^{(n)} \right)^2} \right] \right\}. \end{aligned} \quad (\text{A31})$$

Here, $\lambda_j(Q_2)$ are the eigenvalues for the matrix interaction Hamiltonian, which are explicitly determined in the Appendix B by the formula (A74). The coefficients $a_0^{(n)}$ and $a_2^{(n)}$ are given by (A65) and (A66), respectively. The polaron optical conductivity given by the expression (A31), is in fact an envelope of the multiphonon polaron optical conductivity band with the correlation function (A28) provided by the phonon-assisted transitions from the polaron ground state to the polaron RES. This result is consistent with Ref. [49], where the same paradigm of the phonon-assisted transitions to the polaron RES was exploited, but the calculation was limited to the one-phonon transition.

In order to reveal the significance of the Jahn – Teller effect for the polaron, we alternatively calculate $\langle 0_{ph} | \text{Tr} \exp(-i\mathbb{W}^{(n)}t) | 0_{ph} \rangle$ neglecting the non-commutation of the matrices $\mathbb{W}_{k,l,m}^{(n)}$, as described in the Appendix B. 2. The resulting expression for the polaron optical conductivity is much simpler than formula (A31) and is similar to the expression (3) of Ref. [127]:

$$\text{Re } \sigma(\omega) = \omega \sum_n \sqrt{\frac{\pi}{2\omega_s^{(n)}}} D_n \exp \left(-\frac{(\omega - \Omega_{n,0})^2}{2\omega_s^{(n)}} \right), \quad (\text{A32})$$

with the parameter (often called the Huang-Rhys factor)

$$\omega_s^{(n)} = \frac{1}{2} \left(a_0^{(n)} \right)^2 + \frac{1}{4\pi} \left(a_2^{(n)} \right)^2. \quad (\text{A33})$$

The strong-coupling electron energies and wave functions in Eq. (A28) can be calculated using different approximations. For example, within the Landau-Pekar (LP) approximation [35], the trial wave function $|\psi_0\rangle$ is chosen as the ground state of a 3D oscillator. Within the Pekar approximation [23], $|\psi_0\rangle$ is chosen in the form

$$|\psi_0(r)\rangle = C e^{-ar} (1 + ar + br^2) \quad (\text{A34})$$

with the variational parameters a and b . Finally, the trial ground state wave function can be determined numerically exactly following Miyake [40] (see also [132], Chap. 5.22). Within the LP approximation, formula (A32) reproduces the polaron optical conductivity obtained in Ref. [127].

In the LP approximation, the matrix elements $\langle \psi_0 | z | \psi_{n,1,0} \rangle$ are different from zero only for $n = 1$, i. e. only for the $1s \rightarrow 2p$ transition. Beyond the LP approximation, also the transitions to other excited states are allowed because of the nonparabolicity of the self-consistent potential $V_a(r)$. The use of exact strong-coupling wave functions, instead of the LP wave functions, may significantly influence the optical conductivity. In the present treatment we use the numerically exact electron energies and wave functions of both ground and first excited states according to Ref. [40]. The FC transition energies $\Omega_{n,0}$ to leading order of the strong-coupling approximation are determined according to (A26). In order to account for the corrections of the FC energy with accuracy up to α^0 , we add to $\Omega_{n,0}$ the correction $\Delta\Omega_{\text{FC}} \approx -3.8$ from Ref. [127]. Because we use the numerically accurate strong-coupling wave functions and energies corresponding to Miyake [40], the formula (A24) *is asymptotically exact in the strong-coupling limit, at least in its leading term in powers of α^{-2} .*

3. Results and discussion

In Figs. 2 to 3, we have plotted the polaron optical conductivity spectra calculated for different values of the coupling constant α . The optical conductivity spectra calculated within the present strong-coupling approach taking into account the Jahn – Teller effect are

shown by the solid curves. The optical conductivity derived neglecting the Jahn – Teller effect is shown by the dashed curves. It is worth mentioning that there is little difference in the optical conductivity spectra between those calculated with and without the Jahn – Teller effect. The optical conductivity obtained in Ref. [127] with the Landau-Pekar (LP) adiabatic approximation is plotted with dash-dotted curves. The full dots show the numerical Diagrammatic Quantum Monte Carlo (DQMC) data [79, 127]. The FC transition frequency for the transition to the first excited FC state $\Omega_{1,0} \equiv \Omega_{\text{FC}}$ and the RES transition frequency Ω_{RES} are explicitly indicated in the figures.

The polaron optical conductivity spectra calculated within the present strong-coupling approach are shifted to lower frequencies with respect to the optical conductivity spectra calculated within the LP approximation of Ref. [127]. This shift is due to the use of the numerically accurate strong coupling energy levels and wave functions of the internal polaron states, and of the numerically accurate self-consistent adiabatic polaron potential.

According to the selection rules for the matrix elements of the electron-phonon interaction, there is a contribution to the polaron optical conductivity from the phonon modes with angular momentum $l = 0$ (s -phonons) and with angular momentum $l = 2$ (d -phonons). The s -phonons are fully symmetric, therefore they do not contribute to the Jahn – Teller effect, while the d -phonons are active in the Jahn – Teller effect. The contribution of the d -phonons to the optical conductivity spectra is not small compared to the contribution of the s -phonons. However, the distinction between the optical conductivity spectra calculated with and without the Jahn – Teller effect is relatively small.

For $\alpha = 8$ and $\alpha = 8.5$, the maxima of the polaron optical conductivity spectra, calculated within the present strong-coupling approach are positioned to the low frequency side of the maxima of those calculated using the DQMC method. The agreement between our strong-coupling polaron optical conductivity spectra and the numerical DQMC data improves with increasing α . This is in accordance with the fact that the present strong-coupling approach for the polaron optical conductivity is asymptotically exact in the strong-coupling limit.

The total polaron optical conductivity must satisfy the sum rule [82]

$$\int_0^\infty \text{Re } \sigma(\omega) d\omega = \frac{\pi}{2}. \quad (\text{A35})$$

In the weak- and intermediate-coupling regimes at $T = 0$, there are two contributions to the

left-hand side of that sum rule: (1) the contribution from the polaron optical conductivity for $\omega > \omega_{\text{LO}}$ and (2) the contribution from the “central peak” at $\omega = 0$, which is proportional to the inverse polaron mass [82]. In the asymptotic strong-coupling regime, the inverse to the polaron mass is of order α^{-4} , and hence the contribution from the “central peak” to the polaron optical conductivity is beyond the accuracy of the present approximation (where we keep the terms $\propto \alpha^{-2}$ and $\propto \alpha^0$).

As discussed above, in the present work the transitions from the ground state to the states of the continuous part of the polaron energy spectrum are neglected. Therefore the integral over the frequency [the left-hand side of (A35)] for the optical conductivity calculated within the present strong-coupling approximation can be (relatively slightly) smaller than $\pi/2$. The relative contribution of the transitions to the continuous part of the polaron spectrum, Δ_c , can be therefore estimated as

$$\Delta_c \equiv 1 - \frac{2}{\pi} \int_0^\infty \text{Re } \sigma(\omega) d\omega, \quad (\text{A36})$$

where the right-hand side is obtained by a numerical integration of $\text{Re } \sigma(\omega)$ calculated within the present strong-coupling approach. This numeric estimation shows that for $\alpha > 8$, $\Delta_c < 0.01$. Moreover, with increasing α , the relative contribution of the transitions to the continuous part of the polaron spectrum falls down. This confirms the accuracy of the present strong-coupling approach.

In Refs. [95, 134], the optical conductivity of a strong-coupling polaron was calculated assuming that in the strong-coupling regime the polaron optical response is provided mainly by the transitions to the continuous part of the spectrum (these transitions are called there “the polaron dissociation”). This concept is in contradiction both with the early estimation by Pekar [23] discussed above and with the very small weight of those transitions shown in Fig. 4. The approach of Ref. [95] in fact takes into account only a small part of the strong-coupling polaron optical conductivity – namely, the high-frequency “tail” of the optical conductivity spectrum.

When comparing the polaron optical conductivity spectra calculated in the present work with the DQMC data [79, 127], we can see that the present approach, with respect to DQMC, underestimates the high-frequency part of the polaron optical conductivity. This difference, however, gradually diminishes with increasing α , in accordance with the fact that the present method is an asymptotic strong-coupling approximation.

Because the optical conductivity spectra calculated in the present strong-coupling approximation using the expressions (A31) and (A32) represent the envelopes of the RES peak with the multi-phonon satellites, the separate peaks are not explicitly seen in those spectra. The FC and RES peaks are indicated in the figures by the arrows. The FC transition frequency $\Omega_{1,0}$ in the strong-coupling case is positioned close to the maximum of the polaron optical conductivity band (both calculated within the present approach and within DQMC). The RES transition frequency is positioned one ω_{LO} below the onset of the LO-sidebands. Note that the strong-coupling polaron optical conductivity derived in Refs. [135] contains only the zero-phonon (RES) line and no phonon satellites at all. In contrast, in the present calculation, the maximum of the polaron optical conductivity spectrum shifts to higher frequencies with increasing α , so that the multiphonon processes invoking large number of phonons become more and more important, in accordance with predictions of Refs. [49, 50].

It is worth noting the following important point: the maximum of the polaron optical conductivity band can be hardly interpreted as a broadened transition to an FC state on the following reasons. Formula (A28) describes a set of multi-phonon peaks. In the simplifying approximation which neglects the Jahn – Teller effect (see Ref. [127]), those peaks are positioned at the frequencies $\omega = \tilde{\Omega}_{n,0} + k$, where k is the number of emitted phonons and $\tilde{\Omega}_{n,0}$ is the frequency of the zero-phonon line. The frequencies $\tilde{\Omega}_{n,0}$ do not coincide with the FC transition frequencies but are determined by

$$\tilde{\Omega}_{n,0} = \Omega_{n,0} - \omega_s^{(n)}, \quad (\text{A37})$$

where the Huang-Rhys factor $\omega_s^{(n)}$ describes the energy shift due to lattice relaxation. The physical meaning of the parameters $\omega_s^{(n)}$ obviously implies that the peaks at $\omega = \tilde{\Omega}_{n,0} + k$ should be attributed to transitions to the RES with emission of k phonons. So, the so-called “FC transition” is realized as the envelope of a series of phonon sidebands of the polaron RES but not as a transition to the FC state. The account of the Jahn-Teller effects in general makes the multiphonon peak series non-equidistant, but it changes nothing in the concept of the internal polaron states which is discussed above.

4. Conclusions

We have derived the polaron optical conductivity which is asymptotically exact in the strong-coupling limit. The strong-coupling polaron optical conductivity band is provided by the multiphonon transitions from the polaron ground state to the polaron RES and has the maximum positioned close to the FC transition frequency. With increasing the electron-phonon coupling constant α , the polaron optical conductivity band shape gradually tends to that provided by the Diagrammatic Quantum Monte Carlo (DQMC) method. This agreement demonstrates the importance of the multiphonon processes for the polaron optical conductivity in the strong-coupling regime.

The obtained polaron optical conductivity with a high accuracy satisfies the sum rule [82], what gives us an evidence of the fact that in the strong-coupling regime the dominating contribution to the polaron optical conductivity is due to the transitions to the *internal* polaron states, while the contribution due to the transitions to the continuum states is negligibly small.

Accurate numerical results, obtained using DQMC method [79], – modulo the linewidths for sufficiently large α – and the analytically exact in the strong-coupling limit polaron optical conductivity of the present work, as well as the analytical approximation of Ref. [127] confirm the essence of the mechanism for the optical absorption of Fröhlich polarons, which were proposed in Refs. [7, 50].

5. Appendix 1. Correlation function

The dipole-dipole correlation function $f_{zz}(t)$ given by (A24) is further simplified within the adiabatic approximation and using the selection rules for the dipole transition matrix elements and the symmetry properties of the polaron Hamiltonian. First, according to the selection rules, the matrix element $\langle \psi_0 | z | \psi_{n,l,m} \rangle$ is

$$\langle \psi_{n',l',m'} | z | \psi_0 \rangle = \delta_{l',1} \delta_{m',0} \langle \psi_{n',1,0} | z | \psi_0 \rangle \quad (\text{A38})$$

Second, the interaction Hamiltonian W (and hence, also the evolution operator which involves W) is a scalar of the rotation symmetry group. The matrix elements $\langle \psi_{n,l,m} | W(s) | \psi_{n,l',m'} \rangle$ for $l \neq l'$ and $m \neq m'$ are then exactly equal to zero. Therefore,

in the adiabatic approximation and due to the symmetry of the Hamiltonian \tilde{H} , we obtain the relations

$$\begin{aligned} & \left\langle \psi_0 \left| \text{T exp} \left(i \int_0^t ds W(-s) \right) \right| \psi_{n,l,m} \right\rangle \\ & \approx \delta_{n,0} \delta_{l,0} \delta_{m,0} \left\langle \psi_0 \left| \text{T exp} \left(-i \int_0^t ds W(s) \right) \right| \psi_0 \right\rangle, \end{aligned} \quad (\text{A39})$$

$$\begin{aligned} & \left\langle \psi_{n'',l'',m''} \left| \text{T exp} \left(-i \int_0^t ds W(s) \right) \right| \psi_{n',l',m'} \right\rangle \\ & \approx \delta_{n'',n'} \delta_{l'',l'} \left\langle \psi_{n',l',m'} \left| \text{T exp} \left(-i \int_0^t ds W(s) \right) \right| \psi_{n',l',m'} \right\rangle. \end{aligned} \quad (\text{A40})$$

Furthermore, because the ground state ψ_0 is non-degenerate, we find that

$$\left\langle \psi_0 \left| \text{T exp} \left(-i \int_0^t ds W(s) \right) \right| \psi_0 \right\rangle \approx 1,$$

because within the adiabatic approximation, for any $n \geq 1$ the averages $\langle \psi_0 | W^n | \psi_0 \rangle = 0$.

The correlation function (A24) using (A38) to (A40) takes the form

$$\begin{aligned} f_{zz}(t) &= \sum_n D_n e^{-i\Omega_{n,0}t} \\ &\times \left\langle \psi_{n,1,0} \left| \left\langle 0_{ph} \left| \text{T exp} \left[-i \int_0^t ds W(s) \right] \right| 0_{ph} \right\rangle \right| \psi_{n,1,0} \right\rangle \end{aligned} \quad (\text{A41})$$

with the squared matrix elements of the dipole transitions

$$D_n \equiv |\langle \psi_{n,1,0} | z | \psi_0 \rangle|^2 = \frac{1}{3} \left(\int_0^\infty R_{n,1}(r) R_{0,0}(r) r^3 dr \right)^2, \quad (\text{A42})$$

and the FC transition frequencies

$$\Omega_{n,0} \equiv E_{n,1} - E_0. \quad (\text{A43})$$

Further on, the interaction Hamiltonian is expressed in terms of the complex phonon coordinates $Q_{\mathbf{k}}$:

$$W = \sqrt{2} \sum_{\mathbf{k}} W_{\mathbf{k}} Q_{\mathbf{k}}, \quad Q_{\mathbf{k}} = \frac{b_{\mathbf{k}} + b_{-\mathbf{k}}^+}{\sqrt{2}} \quad (\text{A44})$$

Here, we use the spherical-wave basis for phonon modes:

$$\varphi_{k,l,m}(\mathbf{r}) \equiv (-1)^{\frac{m-|m|}{2}} \phi_{k,l}(r) Y_{l,m}(\theta, \varphi), \quad (\text{A45})$$

where the radial part of the basis function is expressed through the spherical Bessel function $j_l(kr)$:

$$\phi_{k,l}(r) = \left(\frac{2}{R}\right)^{1/2} k j_l(kr), \quad R = \left(\frac{3V}{4\pi}\right)^{1/3}. \quad (\text{A46})$$

The factor $(-1)^{\frac{m-|m|}{2}}$ is chosen in order to fulfil the symmetry property

$$\varphi_{k,l,m}^*(\mathbf{r}) = \varphi_{k,l,-m}(\mathbf{r}).$$

In the spherical-wave basis, the interaction Hamiltonian is

$$W = \sqrt{2} \sum_{k,l,m} W_{k,l,m} Q_{k,l,m}, \quad (\text{A47})$$

with the complex phonon coordinates

$$Q_{k,l,m} = \frac{b_{k,l,m} + b_{k,l,-m}^+}{\sqrt{2}} \quad (\text{A48})$$

and with the interaction amplitudes

$$W_{k,l,m} = \frac{\sqrt{2}\sqrt{2\pi\alpha}}{k} (\varphi_{k,l,m}(\mathbf{r}) - \rho_{k,l,m}), \quad \rho_{k,l,m} \equiv \langle \psi_0 | \varphi_{k,l,m} | \psi_0 \rangle. \quad (\text{A49})$$

The dipole-dipole correlation function (A41) is then

$$f_{zz}(t) = \sum_n D_n e^{-i\Omega_n t} \times \left\langle \psi_{n,1,0} \left| \left\langle 0_{ph} \right| \text{T exp} \left[-i\sqrt{2} \int_0^t ds \sum_{k,l,m} W_{k,l,m}(s) Q_{k,l,m}(s) \right] \right| 0_{ph} \right\rangle \left| \psi_{n,1,0} \right\rangle. \quad (\text{A50})$$

The operators $W_{k,l,m}(s)$ in (A50) are equivalent to the $(2l+1)$ -dimensional matrices $\mathbb{W}_{k,l,m}^{(n)}$ determined in the basis of the level (n, l) . The matrix elements of these matrices are

$$\left(\mathbb{W}_{k,l,m}^{(n)} \right)_{m_1, m_2} = \langle \psi_{n,1,m_1} | W_{k,l,m} | \psi_{n,1,m_2} \rangle. \quad (\text{A51})$$

In these notations, $f_{zz}(t)$ given by (A50) can be written down as

$$f_{zz}(t) = \sum_n D_n e^{-i\Omega_n t} \left\langle 0_{ph} \left| \left(\text{T exp} \left[-i \int_0^t ds \mathbb{W}^{(n)}(s) \right] \right)_{0,0} \right| 0_{ph} \right\rangle. \quad (\text{A52})$$

where $\mathbb{W}^{(n)}$ is the matrix electron-phonon interaction Hamiltonian expressed through the phonon complex coordinates in the spherical-wave representation as follows:

$$\mathbb{W}^{(n)} = \sqrt{2} \sum_{k,l,m} \mathbb{W}_{k,l,m}^{(n)} Q_{k,l,m}. \quad (\text{A53})$$

Here, $\mathbb{W}_{k,l,m}^{(n)}$ is a (3×3) matrix in a basis of a level $(n, l)_{l=1}$ of the Hamiltonian \tilde{H}_0 .

Because $\mathbb{W}^{(n)}$ is a scalar of the rotation group, we can replace the diagonal matrix element of the T-exponent in (A52) with the trace in the aforesaid-finite-dimensional basis. As a result, we obtain for the polaron optical conductivity (A4) with (A52) the expression

$$\begin{aligned} \text{Re } \sigma(\omega) &= \frac{\omega}{6} \sum_n D_n \int_{-\infty}^{\infty} e^{i(\omega - \Omega_{n,0})t} \\ &\times \left\langle 0_{ph} \left| \text{Tr} \left(\text{T exp} \left[-i \int_0^t ds \mathbb{W}^{(n)}(s) \right] \right) \right| 0_{ph} \right\rangle dt. \end{aligned} \quad (\text{A54})$$

6. Appendix 2. Effective phonon modes

In order to perform the averaging in Eq. (A30) analytically, we introduce the effective phonon modes $Q_{0,0}$ and $Q_{2,m}$ similarly to Ref. [133]. The Hamiltonian $\mathbb{W}^{(n)}$ in terms of these effective phonon modes is expressed as

$$\mathbb{W}^{(n)} = \sqrt{2} \sum_{l,m} \tilde{\mathbb{W}}_{l,m}^{(n)} Q_{l,m} \quad (\text{A55})$$

where the matrices $\tilde{\mathbb{W}}_{l,m}^{(n)}$ (depending on the vibration coordinates $Q_{l,m}$) are explicitly given by the expressions (cf. Ref. [133]),

$$\mathbb{W}^{(n)} = a_0^{(n)} \mathbb{I} Q_{0,0} + a_2^{(n)} \sum_{m=-2}^2 \mathbb{B}_m Q_{2,m} \quad (\text{A56})$$

with the matrices \mathbb{B}_j

$$\mathbb{B}_0 = \frac{1}{2\sqrt{5\pi}} \begin{pmatrix} -1 & 0 & 0 \\ 0 & 2 & 0 \\ 0 & 0 & -1 \end{pmatrix}, \quad (\text{A57})$$

$$\mathbb{B}_1 = \mathbb{B}_{-1}^+ = \frac{1}{2} \sqrt{\frac{3}{5\pi}} \begin{pmatrix} 0 & 0 & 0 \\ -1 & 0 & 0 \\ 0 & 1 & 0 \end{pmatrix}, \quad (\text{A58})$$

$$\mathbb{B}_2 = \mathbb{B}_{-2}^+ = \sqrt{\frac{3}{10\pi}} \begin{pmatrix} 0 & 0 & 0 \\ 0 & 0 & 0 \\ -1 & 0 & 0 \end{pmatrix}. \quad (\text{A59})$$

The coefficients $a_0^{(n)}$ and $a_2^{(n)}$ in Eq. (A56) are

$$a_0^{(n)} = \left(\sqrt{2}\alpha \sum_k \frac{1}{k^2} \left[\langle \phi_{k,0} \rangle_{n,1} - \langle \phi_{k,0} \rangle_{0,0} \right]^2 \right)^{1/2}, \quad (\text{A60})$$

$$a_2^{(n)} = \left(4\sqrt{2}\pi\alpha \sum_k \frac{1}{k^2} \langle \phi_{k,2} \rangle_{n,1}^2 \right)^{1/2}. \quad (\text{A61})$$

Here $\phi_{k,l}$ is the radial part of the basis function expressed through the spherical Bessel function $j_l(kr)$:

$$\phi_{k,l}(r) = \left(\frac{2}{R} \right)^{1/2} k j_l(kr), \quad R = \left(\frac{3V}{4\pi} \right)^{1/3}, \quad (\text{A62})$$

V is the volume of the crystal, and $\langle f(r) \rangle_{n,l}$ is the average

$$\langle f(r) \rangle_{n,l} = \int_0^\infty f(r) R_{n,l}^2(r) r^2 dr. \quad (\text{A63})$$

The normalization of the phonon wave functions corresponds to the condition

$$\int_0^R \phi_{k,l}(r) \phi_{k',l}(r) r^2 dr = \delta_{k,k'}. \quad (\text{A64})$$

After the straightforward calculation using (A64), we express the coefficients $a_0^{(n)}$ and $a_2^{(n)}$ through the integrals with the radial wave functions:

$$a_0^{(n)} = \left(2\sqrt{2}\alpha \int_0^\infty dr \int_0^r dr' r (r')^2 [R_{n,1}^2(r) - R_{0,0}^2(r)] [R_{n,1}^2(r') - R_{0,0}^2(r')] \right)^{1/2}, \quad (\text{A65})$$

$$a_2^{(n)} = \left(\frac{8\sqrt{2}\pi\alpha}{5} \int_0^\infty dr \int_0^r dr' \frac{(r')^4}{r} R_{n,1}^2(r) R_{n,1}^2(r') \right)^{1/2}. \quad (\text{A66})$$

a. Exact averaging

Let us substitute the matrix interaction Hamiltonian (A56) to the dipole-dipole correlation function (A30), what gives us the result

$$f_{zz}(t) = \frac{1}{3} \sum_n D_n e^{-i\Omega_n t} \left\langle 0_{ph} \left| \exp \left(-it a_0^{(n)} Q_0 \right) \text{Tr} \exp \left(-it \frac{a_2^{(n)}}{2\sqrt{5}\pi} \mathbb{V}(Q_2) \right) \right| 0_{ph} \right\rangle. \quad (\text{A67})$$

Here, we use the matrix depending on the phonon coordinates,

$$\mathbb{V}(Q_2) \equiv 2\sqrt{5}\pi \sum_{m=-2}^2 \mathbb{B}_m Q_{2m}, \quad (\text{A68})$$

whose explicit form is

$$\mathbb{V}(Q_2) = \begin{pmatrix} -Q_{2,0} & -\sqrt{3}Q_{2,-1} & -\sqrt{6}Q_{2,-2} \\ -\sqrt{3}Q_{2,1} & 2Q_{2,0} & \sqrt{3}Q_{2,-1} \\ -\sqrt{6}Q_{2,2} & \sqrt{3}Q_{2,1} & -Q_{2,0} \end{pmatrix}. \quad (\text{A69})$$

The matrix $\mathbb{V}(Q_2)$ is analytically diagonalized. The equation for the eigenvectors $|\chi(Q_2)\rangle$ and eigenvalues $\lambda(Q_2)$ of $\mathbb{V}(Q_2)$ is

$$\mathbb{V}(Q_2) |\chi(Q_2)\rangle = \lambda(Q_2) |\chi(Q_2)\rangle. \quad (\text{A70})$$

The eigenvalues are found from the equation

$$\det(\mathbb{V}(Q_2) - \lambda(Q_2) \mathbb{I}) = 0. \quad (\text{A71})$$

We make the transformation to the real phonon coordinates,

$$Q_{2,0} \equiv x_0, \\ Q_{2,m} \equiv \frac{x_m + iy_m}{\sqrt{2}}, \quad Q_{2,-m} = Q_{2,m}^* = \frac{x_m - iy_m}{\sqrt{2}}.$$

Five variables x_0, x_1, x_2, y_1, y_2 are the independent real phonon coordinates. The l.h.s. of Eq. (A71) is expressed in terms of these coordinates as

$$\det(\mathbb{V}(Q_2) - \lambda(Q_2) \mathbb{I}) = -\lambda^3 + 3p\lambda + 2q \quad (\text{A72})$$

with the coefficients

$$p = x_0^2 + x_1^2 + x_2^2 + y_1^2 + y_2^2, \\ q = x_0^3 + \frac{3}{2}x_0(x_1^2 + y_1^2) + \frac{3\sqrt{3}}{2}x_2(x_1^2 - y_1^2) - 3x_0(x_2^2 + y_2^2) + 3\sqrt{3}x_1y_1y_2.$$

So, we have the cubic equation for λ :

$$\lambda^3 - 3p\lambda - 2q = 0. \quad (\text{A73})$$

Because the matrix $\mathbb{V}(Q_2)$ is Hermitian, all its eigenvalues are real. Therefore, $\frac{|q|}{p^{3/2}} \leq 1$ (otherwise, $\sin(3\varphi)$ is not real). Herefrom, we have three explicit eigenvalues:

$$\begin{aligned} \lambda_1(Q_2) &= 2\sqrt{p} \sin \left[\frac{\pi}{3} + \frac{1}{3} \arcsin \left(\frac{q}{p^{3/2}} \right) \right], \\ \lambda_2(Q_2) &= -2\sqrt{p} \sin \left[\frac{1}{3} \arcsin \left(\frac{q}{p^{3/2}} \right) \right], \\ \lambda_3(Q_2) &= -2\sqrt{p} \sin \left[\frac{\pi}{3} - \frac{1}{3} \arcsin \left(\frac{q}{p^{3/2}} \right) \right]. \end{aligned} \quad (\text{A74})$$

The trace in (A67) is invariant with respect to the choice of the basis. Consequently, after the diagonalization $f_{zz}(t)$ takes the form

$$f_{zz}(t) = \frac{1}{3} \sum_n D_n e^{-i\Omega_{n,0}t} \sum_{j=1}^3 \left\langle 0_{ph} \left| \exp \left(-it \left[a_0^{(n)} Q_0 + \frac{a_2^{(n)}}{2\sqrt{5\pi}} \lambda_j(Q_2) \right] \right) \right| 0_{ph} \right\rangle. \quad (\text{A75})$$

After inserting $f_{zz}(t)$ given by (A75) into (A4), the integration over time gives the delta function multiplied by 2π , and we arrive at the result

$$\text{Re } \sigma(\omega) = \frac{\pi\omega}{3} \sum_n D_n \sum_{j=1}^3 \left\langle 0_{ph} \left| \delta \left(\omega - \Omega_{n,0} - a_0^{(n)} Q_0 - \frac{a_2^{(n)}}{2\sqrt{5\pi}} \lambda_j(Q_2) \right) \right| 0_{ph} \right\rangle. \quad (\text{A76})$$

The ground-state wave function for the effective phonon modes is

$$|0_{ph}\rangle \equiv \Phi_0(Q) = \Phi_0^{(0)}(Q_0) \Phi_0^{(2)}(Q_2). \quad (\text{A77})$$

$\Phi_0^{(0)}(Q_0)$ is the one-oscillator ground-state wave function:

$$\Phi_0^{(0)}(Q_0) = \pi^{-1/4} \exp \left(-\frac{Q_0^2}{2} \right). \quad (\text{A78})$$

The ground-state wave function of phonons with $l = 2$ is:

$$\Phi_0^{(2)}(Q_2) = \pi^{-5/4} \exp \left[-\frac{1}{2} \left(x_0^2 + \sum_{m=1,2} (x_m^2 + y_m^2) \right) \right]. \quad (\text{A79})$$

The phonon ground-state wave function (A77) is then

$$\Phi_0(Q) = \frac{1}{\pi^{3/2}} \exp \left[-\frac{1}{2} \left(x_0^2 + \sum_{m=1,2} (x_m^2 + y_m^2) + Q_0^2 \right) \right]. \quad (\text{A80})$$

With these phonon wave functions, Eq. (A76) results in the following expression for the polaron optical conductivity

$$\begin{aligned} \text{Re } \sigma(\omega) = & \frac{\omega}{3\pi^2} \sum_n \frac{D_n}{a_0^{(n)}} \int_{-\infty}^{\infty} dx_0 \int_{-\infty}^{\infty} dx_1 \int_{-\infty}^{\infty} dx_2 \int_{-\infty}^{\infty} dy_1 \int_{-\infty}^{\infty} dy_2 \\ & \times \sum_{j=1}^3 \exp \left\{ -\frac{1}{2} \left[x_0^2 + \sum_{m=1,2} (x_m^2 + y_m^2) + \frac{\left(\omega - \Omega_{n,0} - \frac{a_2^{(n)}}{2\sqrt{5\pi}} \lambda_j(Q_2) \right)^2}{\left(a_0^{(n)} \right)^2} \right] \right\}. \quad (\text{A81}) \end{aligned}$$

b. Averaging neglecting the Jahn-Teller effect

In order to perform the phonon averaging explicitly, we disentangle the exponent $\exp\left(-it\sqrt{2}\sum_{l,m}\tilde{\mathbb{W}}_{l,m}^{(n)}Q_{l,m}\right)$ as follows.

$$\begin{aligned} \exp\left(-it\sqrt{2}\sum_{l,m}\tilde{\mathbb{W}}_{l,m}^{(n)}Q_{l,m}\right) &= \exp\left(-it\sum_{l,m}\tilde{\mathbb{W}}_{l,-m}^{(n)}b_{l,m}^+\right) \\ &\times \text{T exp}\left(-i\int_0^t ds \sum_{l,m} e^{is\sum_{l',m'}\tilde{\mathbb{W}}_{l',-m'}^{(n)}b_{l',m'}^+}\tilde{\mathbb{W}}_{l,m}^{(n)}b_{l,m}e^{-is\sum_{l',m'}\tilde{\mathbb{W}}_{l',-m'}^{(n)}b_{l',m'}^+}\right). \end{aligned} \quad (\text{A82})$$

Neglecting non-commutation of matrices $\tilde{\mathbb{W}}_{l,m}^{(n)}$ we find that

$$\begin{aligned} &\sum_{l,m} e^{is\sum_{l',m'}\tilde{\mathbb{W}}_{l',-m'}^{(n)}b_{l',m'}^+}\tilde{\mathbb{W}}_{l,m}^{(n)}b_{l,m}e^{-is\sum_{l',m'}\tilde{\mathbb{W}}_{l',-m'}^{(n)}b_{l',m'}^+} \\ &= \sum_{l,m}\tilde{\mathbb{W}}_{l,m}^{(n)}b_{l,m} - is\sum_{l,m}\tilde{\mathbb{W}}_{l,-m}^{(n)}\tilde{\mathbb{W}}_{l,m}^{(n)}. \end{aligned} \quad (\text{A83})$$

The sum $\sum_{l,m}\tilde{\mathbb{W}}_{l,-m}^{(n)}\tilde{\mathbb{W}}_{l,m}^{(n)}$ in the basis (l, m) for a definite n is proportional to the unity matrix. Therefore, $\exp\left(-it\sqrt{2}\sum_{l,m}\tilde{\mathbb{W}}_{l,m}^{(n)}Q_{l,m}\right)$ is

$$\begin{aligned} &e^{-it\sqrt{2}\sum_{l,m}\tilde{\mathbb{W}}_{l,m}^{(n)}Q_{l,m}} \\ &= e^{-it\sum_{l,m}\tilde{\mathbb{W}}_{l,-m}^{(n)}b_{l,m}^+}e^{-it\sum_{l,m}\tilde{\mathbb{W}}_{l,m}^{(n)}b_{l,m}}e^{-\frac{t^2}{2}\sum_{l,m}\tilde{\mathbb{W}}_{l,-m}^{(n)}\tilde{\mathbb{W}}_{l,m}^{(n)}}, \end{aligned} \quad (\text{A84})$$

that gives us the result

$$\left\langle 0_{ph} \left| e^{-it\sqrt{2}\sum_{l,m}\tilde{\mathbb{W}}_{l,m}^{(n)}Q_{l,m}} \right| 0_{ph} \right\rangle = e^{-\frac{t^2}{2}\sum_{l,m}\tilde{\mathbb{W}}_{l,-m}^{(n)}\tilde{\mathbb{W}}_{l,m}^{(n)}}. \quad (\text{A85})$$

Using the explicit formulae for the matrices $\tilde{\mathbb{W}}_{l,m}^{(n)}$, the matrix sum takes the form

$$\sum_{l,m}\tilde{\mathbb{W}}_{l,-m}^{(n)}\tilde{\mathbb{W}}_{l,m}^{(n)} = \omega_s^{(n)}\mathbb{I} \quad (\text{A86})$$

with the parameter

$$\omega_s^{(n)} = \frac{1}{2}\left(a_0^{(n)}\right)^2 + \frac{1}{4\pi}\left(a_2^{(n)}\right)^2. \quad (\text{A87})$$

Using (A86), the optical conductivity (A30) is transformed to the expression

$$\text{Re } \sigma(\omega) = \omega \sum_n \sqrt{\frac{\pi}{2S_n}} D_n \exp\left(-\frac{(\omega - \Omega_{n,0})^2}{2S_n}\right). \quad (\text{A88})$$

Figures to Appendix A

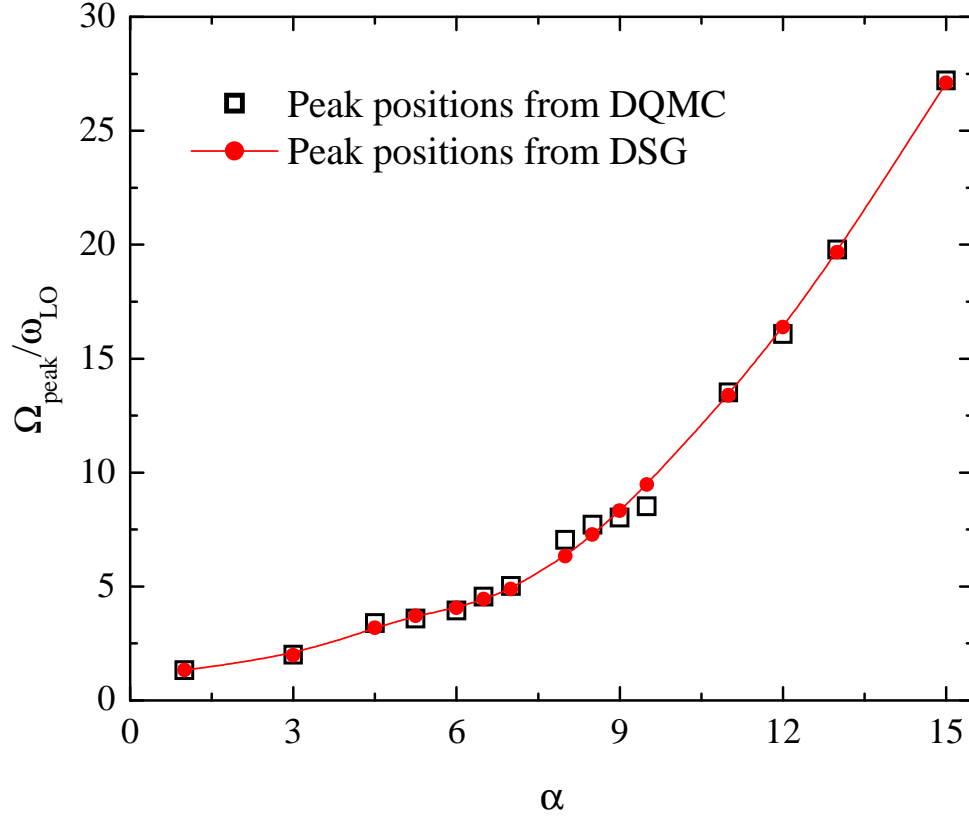


Fig. 1

Frequency of the main peak in the optical conductivity spectra calculated within the model of Ref. [50] (red dots) and the main-peak energy extracted from the DQMC data [79, 127] (black squares).

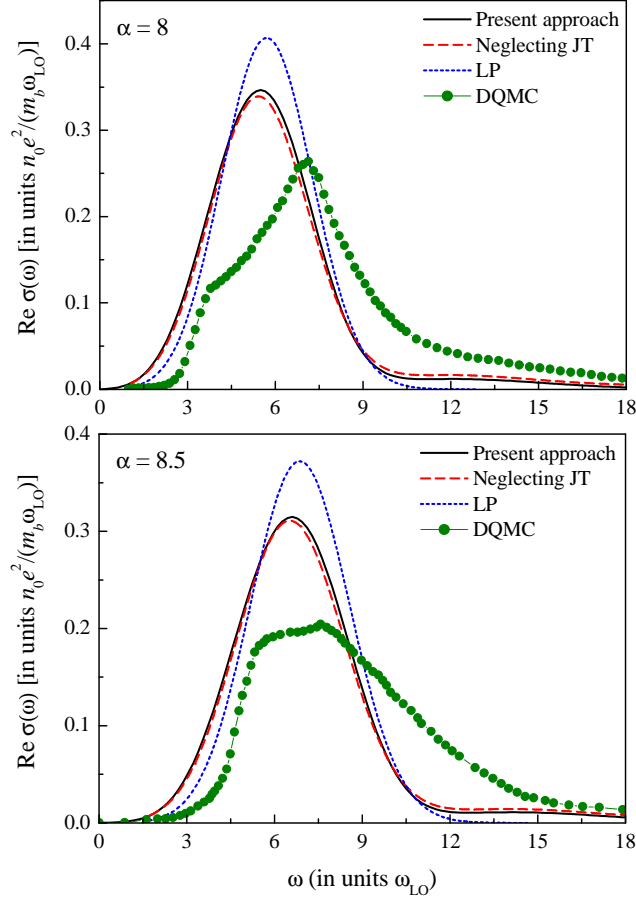


Fig. 2

The strong-coupling polaron optical conductivity calculated within the rigorous strong-coupling approach of the present work (black solid curves), within the present approach but neglecting the dynamic Jahn-Teller effect (red dashed curves), within the adiabatic approximation of Ref. [127] (blue dot-dashed curves), and the numerical Diagrammatic Monte Carlo data (full dots) for $\alpha = 8$ and 8.5.

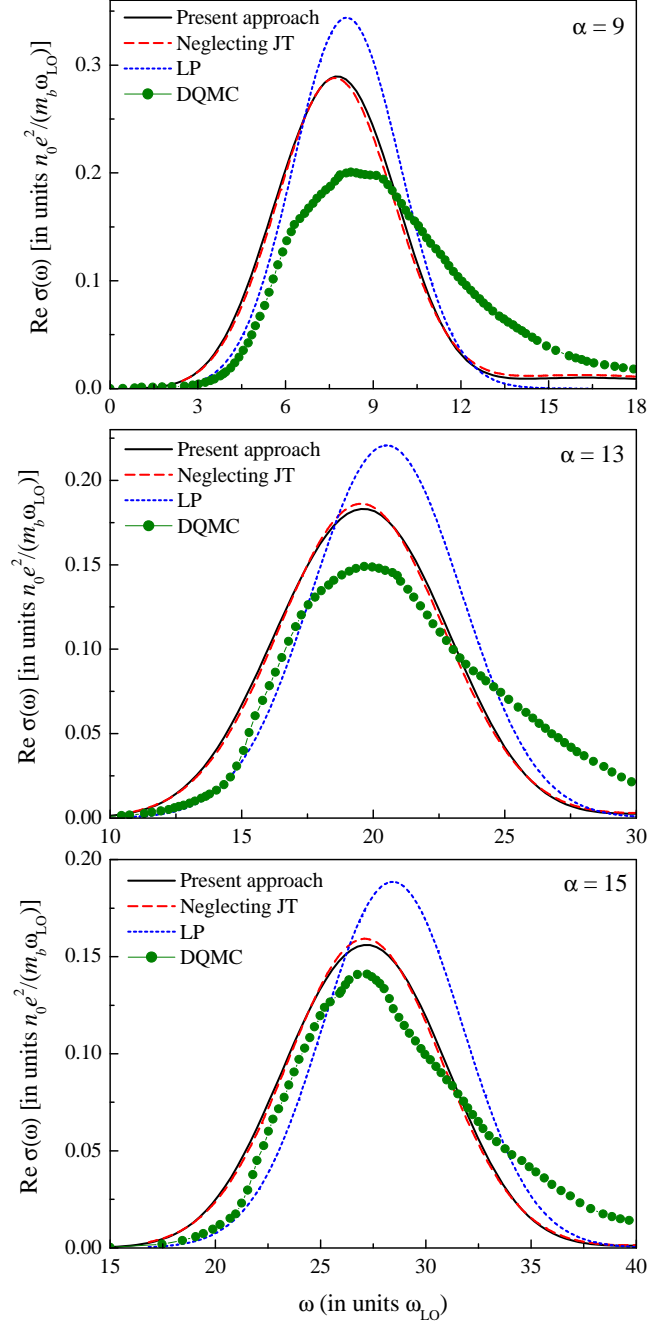


Fig. 3

The strong-coupling polaron optical conductivity calculated within the rigorous strong-coupling approach of the present work (black solid curves), within the present approach but neglecting the dynamic Jahn-Teller effect (red dashed curves), within the adiabatic approximation of Ref. [127] (blue dot-dashed curves), and the numerical Diagrammatic Monte Carlo data (full dots) for $\alpha = 9, 13$ and 15 .

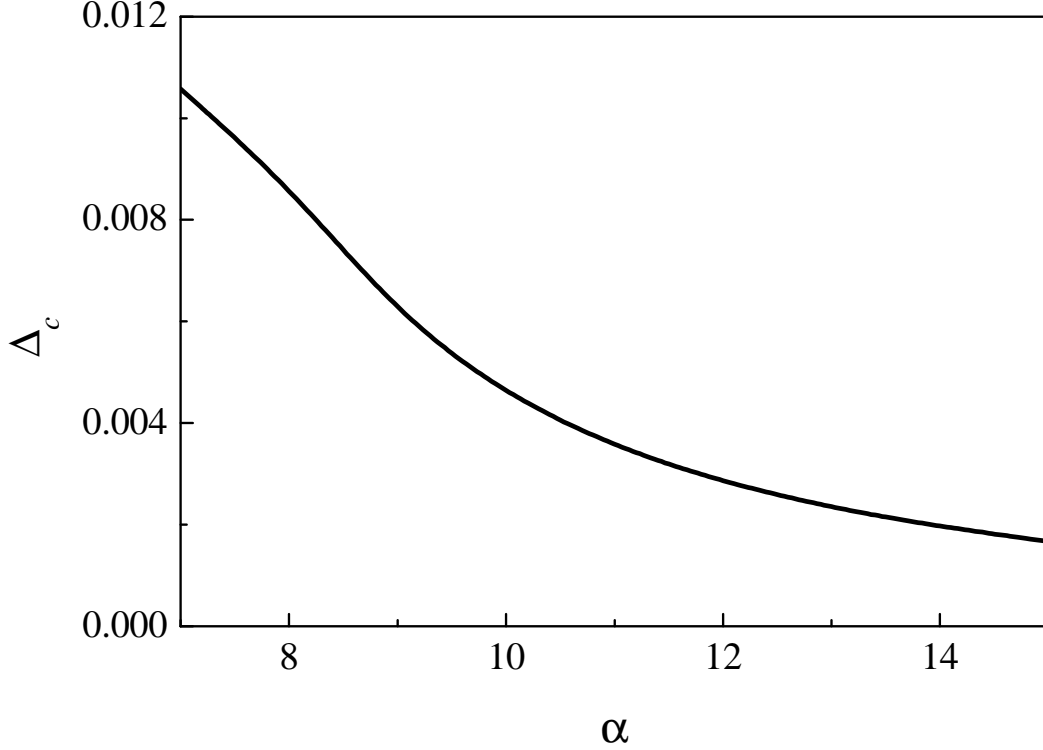


Fig. 4

Relative contribution of the transitions to the continuum polaron states to the zeroth frequency moment of the strong-coupling polaron optical conductivity as a function of the coupling constant α .

Appendix B: Feynman's path-integral polaron treatment approached using time-ordered operator calculus [*S. N. Klimin and J. T. Devreese, Solid State Communications 151, 144 (2011)*]

Several studies have been devoted to the search of a Hamiltonian formalism equivalent to Feynman's path integral approximation to polaron theory. Bogolubov [138] reproduced the Feynman result for the polaron free energy [43] using time-ordering T-products. Yamazaki [139] introduced two kinds of auxiliary vector fields to derive Feynman's ground state polaron energy expression with the operator technique, however he found no proof of the variational nature of this result. Cataudella *et al.* [140] formally re-obtained Feynman's polaron ground-

state energy expression by introducing additional degrees of freedom, but again their result could not be proved to constitute an upper bound for the polaron ground state energy.

The study of the excited polaron states is of interest i. a. for its application to the polaron response properties. In [47] a path-integral based response-formalism was introduced that was applied to derive polaron optical absorption spectra in [7]. The results for the polaron response obtained in [7] were re-derived with a Hamiltonian technique (Mori-formalism) in [76].

To the best of our knowledge, no explicit description of the polaron excited states has been derived within the “all coupling-“ Feynman approach. Only for the limiting cases of weak and strong coupling approximations (and for a 1D-model system) such excitation spectra were derived [39, 41, 125].

In principle, the spectrum of the polaron excited states can be derived indirectly – using a Laplace transform of the finite-temperature partition function. However, it is not clear how to realize this program in practice.

The polaron excitation spectrum is interesting by itself. E.g. the existence and the nature of “relaxed excited states”, “Franck-Condon states”, “scattering states” is understood from the mathematical structure of corresponding eigenstates.

In the present letter we first present a re-derivation of the original Feynman variational path integral polaron model [43] for the ground state, using a Hamiltonian formalism, and we do provide a proof of the upper bound nature of the obtained ground state energy. Furthermore, using Feynman’s (Hamiltonian-) time-ordered operator calculus (and an *ad hoc* unitary transformation) we obtain explicitly – and for the first time – the excited polaron states that correspond to the Feynman polaron model.

The novelty of the present approach consists (a) in the *direct calculation of the energies and the lifetimes of the excited polaron states* (within a Hamiltonian all-coupling approach – developed in this work – equivalent to the Feynman path integral polaron model) and (b) in the extension of the Feynman variational technique to non-parabolic trial potentials. Although the time-ordered operator calculus is formally equivalent to the path-integral formalism, it is not obvious how to directly calculate the excited polaron states using path integrals.

The present work, formulated with the (Hamiltonian) time ordered operator calculus, thus provides an (equivalent) tool complementary with respect to the Feynman path integral

approach to the polaron, to study the polaron problem. Additionally we directly study the excited polaron states.

Consider an electron-phonon system with the Fröhlich Hamiltonian

$$H = \frac{\mathbf{p}^2}{2} + H_{ph} + H_{e-ph}, \quad (\text{B1})$$

$$H_{ph} = \sum_{\mathbf{q}} \left(a_{\mathbf{q}}^{\dagger} a_{\mathbf{q}} + \frac{1}{2} \right), \quad (\text{B2})$$

$$H_{e-ph} = \frac{1}{\sqrt{V}} \sum_{\mathbf{q}} \frac{\sqrt{2\sqrt{2}\pi\alpha}}{q} (a_{\mathbf{q}} + a_{-\mathbf{q}}^{\dagger}) e^{i\mathbf{q}\cdot\mathbf{r}}. \quad (\text{B3})$$

Here, the Feynman units are used: $\hbar = 1$, the band mass $m_b = 1$, the LO-phonon frequency $\omega_{\text{LO}} = 1$.

The polaron partition function after exact averaging over phonon states is

$$Z_{pol} = \text{Tr} \left[\text{T exp} \left(- \int_0^{\beta} \frac{\mathbf{p}_{\tau}^2}{2} d\tau + \hat{\Phi} [\mathbf{r}_{\tau}] \right) \right], \quad (\text{B4})$$

where $\beta = \frac{1}{k_B T}$. The “influence phase” of the phonons $\hat{\Phi} [\mathbf{r}_{\tau}]$ in the the time-ordered operator calculus has the same form as in the path-integral representation. The polaron free energy is determined as

$$F_{pol} = -\frac{1}{\beta} \ln Z_{pol}. \quad (\text{B5})$$

The trial Hamiltonian describes the electron interacting with a fictitious particle of the mass m_f through an attractive potential V_f :

$$H_{tr} = \frac{\mathbf{p}^2}{2} + \frac{\mathbf{p}_f^2}{2m_f} + V_f (\mathbf{r} - \mathbf{r}_f). \quad (\text{B6})$$

The trial potential V_f is, in general, non-parabolic. The parabolic potential with frequency parameter w corresponds to the Feynman polaron model.

Consider the “extended” partition function of the electron-phonon system

$$Z_{ext} = Z_f Z_{pol} \quad (\text{B7})$$

where Z_f is the partition function of a fictitious particle,

$$Z_f \equiv \text{Tr} \left[\text{T exp} \left(- \int_0^{\beta} d\tau H_{f,\tau} \right) \right], \quad (\text{B8})$$

with Hamiltonian

$$H_f = \frac{\mathbf{p}_f^2}{2m_f} + V_f(\mathbf{r}_f). \quad (\text{B9})$$

The polaron free energy is expressed as the difference

$$F_{pol} = F_{ext} - F_f, \quad (\text{B10})$$

where F_f is the free energy of the fictitious particle confined to the potential $V(\mathbf{r}_f)$. The free energies F_{ext} and F_f are determined similarly to (B5), with corresponding partition functions. In the zero-temperature limit, the free energies F_{pol} , F_{ext} and F_f become, respectively, the ground-state energies E_{pol}^0 , E_{ext}^0 and E_f^0 .

The key element of the present approach is the unitary transformation

$$U = e^{-i\mathbf{p}_f \cdot \mathbf{r}}. \quad (\text{B11})$$

Application of this canonical transformation results in the transformed “extended” Hamiltonian $H'_{ext} = UH_{ext}U^{-1}$,

$$\begin{aligned} H'_{ext} = & \frac{(\mathbf{p} + \mathbf{p}_f)^2}{2} + \frac{\mathbf{p}_f^2}{2m_f} + V_f(\mathbf{r}_f - \mathbf{r}) \\ & + H_{ph} + H_{e-ph}. \end{aligned} \quad (\text{B12})$$

This Hamiltonian can be represented as a sum of an unperturbed Hamiltonian

$$H_0 \equiv H_{tr} + H_{ph} \quad (\text{B13})$$

and an interaction term

$$V \equiv \frac{1}{2}\mathbf{p}_f^2 + \mathbf{p} \cdot \mathbf{p}_f + H_{e-ph}. \quad (\text{B14})$$

Further we use the variational principle for the ground-state energy in terms of the time-ordered operators following Ref. [141]. The exact ground state $|0\rangle$ of the system with the Hamiltonian (B12) can be written in the interaction representation starting from the unperturbed ground state $|-\infty\rangle$:

$$|0\rangle = \mathcal{U}(\infty, -\infty)|-\infty\rangle \quad (\text{B15})$$

where $\mathcal{U}(\infty, -\infty)$ is the time-evolution operator,

$$\mathcal{U}(t_2, t_1) = \mathcal{T} \exp \left(-i \int_{t_1}^{t_2} e^{-\delta|t|} e^{iH_0 t} V e^{-iH_0 t} dt \right). \quad (\text{B16})$$

Here, $\delta \rightarrow +0$ and \mathcal{T} denotes time ordering.

In the exact expectation value for the ground state energy $E_{ext}^0 \equiv \langle 0 | H'_{ext} | 0 \rangle$, the phonons are eliminated using the time ordered-operator calculus as in Ref. [141]. The average of the interaction term becomes then

$$\begin{aligned} & \langle 0 | H_{e-ph} | 0 \rangle \\ &= -i \frac{\sqrt{2}\pi\alpha}{V} \int_{-\infty}^{\infty} dt e^{-i|t|-\delta|t|} \\ & \times \sum_{\mathbf{q}} \frac{1}{q^2} \langle \infty | \mathcal{T} [\mathcal{U}(\infty, -\infty) e^{i\mathbf{q} \cdot [\mathbf{r}(t) - \mathbf{r}(0)]}] | -\infty \rangle. \end{aligned} \quad (\text{B17})$$

This means that the polaron ground state energy is exactly described using a retarded potential in the interaction representation, cf. Eq. (2.16) of Ref. [141].

The ground state energy satisfies the Ritz variational principle with a trial state. Choosing the trial state as the ground state of the Hamiltonian (B13), the variational principle can be written as [141]

$$\begin{aligned} E_{ext}^0 &\leq E_{tr}^0 \\ &+ \langle \infty | \mathcal{T} \{ \mathcal{U}_{tr}(\infty, -\infty) [H'_{ext}(0) - H_0(0)] \} | -\infty \rangle, \end{aligned} \quad (\text{B18})$$

where $\mathcal{U}_{tr}(\infty, -\infty)$ is the time-evolution operator corresponding to the trial Hamiltonian (B6).

The exact polaron ground state energy is denoted here as $E^0(\mathbf{k})$, where \mathbf{k} is the polaron translation momentum. We find an upper bound for $E^0(\mathbf{k})$ substituting (B17) in (B18) and using the exact wave functions and energy levels of the trial Hamiltonian. The trial Hamiltonian (B6) can be rewritten in terms of the coordinates $(\mathbf{R}, \boldsymbol{\rho})$ and momenta $(\mathbf{P}, \vec{\pi})$ of the center-of-mass and relative (internal) motions of the trial system with the masses $M = 1 + m_f$ and $\mu = m_f / (1 + m_f)$ using the frequency $v = wM$. The energy spectrum of the trial system is the sum of the translation- and oscillation contributions,

$$E_{\mathbf{k},n} = \frac{\mathbf{k}^2}{2M} + \varepsilon_n, \quad \varepsilon_n = v \left(n + \frac{3}{2} \right). \quad (\text{B19})$$

The eigenfunctions of the Hamiltonian (B6) are products of translational- and oscillatory wave functions:

$$\psi_{\mathbf{k},l,n,m}(\mathbf{R}, \boldsymbol{\rho}) = \frac{1}{\sqrt{V}} e^{i\mathbf{k} \cdot \mathbf{R}} \varphi_{l,n,m}(\boldsymbol{\rho}), \quad (\text{B20})$$

where $\varphi_{l,n,m}(\boldsymbol{\rho})$ is the 3D harmonic-oscillator wave function with a given angular momentum. The result is

$$E^0(\mathbf{k}) \leq \mathcal{E}_p^{(0,0)}(\mathbf{k}), \quad (\text{B21})$$

$$\begin{aligned} \mathcal{E}_p^{(0,0)}(\mathbf{k}) &= \frac{3(v-w)^2}{4v} \\ &+ \frac{1}{2} \left(1 - \frac{1}{(1+m_f)^2} \right) \mathbf{k}^2 - \frac{\sqrt{2}\alpha}{4\pi^2} \int \frac{d\mathbf{q}}{q^2} \\ &\times \sum_{\mathbf{k}', l', n', m'} \frac{|\langle \psi_{\mathbf{k};0,0,0} | e^{i\mathbf{q}\cdot\mathbf{r}} | \psi_{\mathbf{k}';l',n',m'} \rangle|^2}{\frac{1}{2(m_f+1)} ((\mathbf{k}')^2 - \mathbf{k}^2) + vn' + 1}, \end{aligned} \quad (\text{B22})$$

where $v > w$ are the Feynman variational frequencies. The functional (B22) can be reduced to the known Feynman result for the polaron ground-state energy. In the r.h.s. of (B22) at the polaron momentum $\mathbf{k} = 0$, we introduce the integral over the Euclidean time:

$$\frac{1}{\frac{(\mathbf{k}')^2}{2(m_f+1)} + vn' + 1} = \int_0^\infty e^{-\left(\frac{(\mathbf{k}')^2}{2(m_f+1)} + vn' + 1\right)\tau} d\tau. \quad (\text{B23})$$

After this, the summations and integrations in (B25) are performed analytically, and we arrive at the Feynman variational expression for the polaron ground-state energy:

$$\begin{aligned} E^0(\mathbf{k})|_{\mathbf{k}=0} &\leq \frac{3(v-w)^2}{4v} \\ &- \frac{\alpha v}{\sqrt{\pi}} \int_0^\infty \frac{e^{-\tau}}{\sqrt{w^2\tau + \frac{v^2-w^2}{v}(1-e^{-v\tau})}} d\tau. \end{aligned} \quad (\text{B24})$$

The electron-phonon contribution in (B22) is structurally similar to the second-order perturbation correction to the polaron ground-state energy due to the electron-phonon interaction (using states of the Feynman model $\psi_{\mathbf{k};l,n,m}$ as the zero-order approximation). Therefore we can estimate the energies of the excited polaron states when averaging the difference between exact and unperturbed Hamiltonians in (B18) with an excited trial state. We then arrive at the following extension for the r.h.s. of (B22):

$$\begin{aligned} \mathcal{E}_p^{(l,n)}(\mathbf{k}) &= \frac{v^2 + w^2}{2v} \left(n + \frac{3}{2} \right) - \frac{3}{2}w \\ &+ \frac{1}{2} \left(1 - \frac{1}{(1+m_f)^2} \right) \mathbf{k}^2 - \frac{\sqrt{2}\alpha}{4\pi^2} \int \frac{d\mathbf{q}}{q^2} \\ &\times \sum_{\mathbf{k}', l', n', m'} \frac{|\langle \psi_{\mathbf{k};l,n,m} | e^{i\mathbf{q}\cdot\mathbf{r}} | \psi_{\mathbf{k}';l',n',m'} \rangle|^2}{\frac{1}{2(m_f+1)} ((\mathbf{k}')^2 - \mathbf{k}^2) + v(n' - n) + 1}. \end{aligned} \quad (\text{B25})$$

In the same approach, we obtain the inverse lifetimes for the excited states of the polaron:

$$\begin{aligned} \Gamma_{l,n}(\mathbf{k}) = & \frac{\sqrt{2}\alpha}{4\pi} \sum_{\mathbf{k}',l',n',m'} \int d\mathbf{q} \frac{1}{q^2} \\ & \times \left| \langle \psi_{\mathbf{k};l,n,m} | e^{i\mathbf{q}\cdot\mathbf{r}} | \psi_{\mathbf{k}';l',n',m'} \rangle \right|^2 \\ & \times \delta \left(\frac{q^2}{2(m_f + 1)} + v(n' - n) + 1 \right). \end{aligned} \quad (\text{B26})$$

The broadening of the excited polaron “non-scattering” states must be taken into account for an analytical study of the polaron optical conductivity.

Using the above expressions, we determine the transition energies for the transitions between the ground and the first excited state $\hbar\Omega_{0 \rightarrow 1exc} \equiv E_p^{(1exc)} - E_p^{(0)}$. Let us first consider the transition energies in which $E_p^{(1exc)}$ are calculated using optimal values of the parameters of the Feynman model obtained from the minimization of the variational ground-state energy $E_p^{(0)}$. This method formally leads to the Franck-Condon (FC) excited states, with the “frozen” phonon configuration corresponding to the ground state of the polaron. Note that the existence of Franck-Condon states as eigenstates of the Fröhlich polaron Hamiltonian has not been proved: Ref [41] suggests their non-existence as eigenstates for a simplified polaron model. Nevertheless the Franck-Condon concept can be significant, e. g. for approximate treatments using a basis of Franck-Condon states, as indicative for the frequency of the maxima of phonon-sidebands, etc.

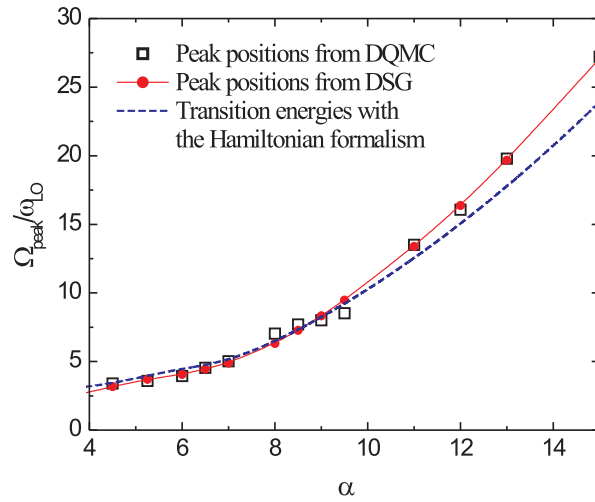


Fig. 1. Franck-Condon transition energies as a function of the coupling constant compared to the lowest-energy peak position of the polaron optical conductivity from Ref. [7] and the maximum of the polaron optical conductivity band from Ref. [79].

In Fig. 1, the FC transition energies calculated with the approach introduced in the present work for polaron momentum $\mathbf{k} = 0$ are plotted as a function of the coupling constant α . They are compared with the peak energies of the polaron optical conductivity calculated using the diagrammatic Monte Carlo method (DQMC) [79, 127] and with the peak energies attributed to polaron “relaxed excited states” (RES) in Ref. [7] (“DSG”). The DQMC and DSG main-peak energies are close to each other in the whole range of the coupling strength. In the range $4 \lesssim \alpha \lesssim 10$, the present result for the transition energy is close to the DQMC and the DSG peak energies. Furthermore, in this range of α , the non-monotonous behavior of the curvature is remarkably the same for the DQMC and DSG peak energies and for the present result.

There is a remarkable agreement between the peaks attributed to the RES in Ref. [7], the peak positions obtained within the strong-coupling approach, Eq. (3) of Ref. [127], and the positions of the maximum of the optical conductivity band calculated in Ref. [79] using DQMC. It is reasonable that the three aforesaid peaks must be interpreted in one and the same way. In order to clarify this, we can refer to Ref. [79]. In the strong-coupling regime, the dominant broad peak of the polaron optical conductivity spectrum can be considered as a “Franck-Condon sideband” of the “groundstate to RES-transition”, even if this latter transition can have a negligible oscillator strength (see also [49]). The optical conductivity spectra of Ref. [127] in the strong-coupling approximation have been calculated taking into account the polaronic shift of the energy levels. The polaronic shift in Ref. [127] has been calculated with the Franck-Condon wave functions (i. e., with the strong-coupling wave functions corresponding to the “frozen” lattice configuration for the ground state). Note that the exact excitation spectrum of the Fröhlich-Hamiltonian might be devoid of Franck-Condon eigenstates, cf. Ref. [41]). It should be remarked that the maxima of the FC-sideband structures of Ref. [7] are positioned at the frequency $\Omega = v$, i. e., at the transition frequency for the model system without the polaron shift.

The Franck-Condon peak energies calculated in the present work also take into account the polaron shift. As follows from the above analysis, in the strong-coupling limit they must correspond to the Franck-Condon peak energies of the strong-coupling expansion of Ref. [127]. The agreement of the position of the maxima of these peaks with those attributed to transitions to the RES in Ref. [7] shows that in the strong-coupling range of α , the latter should be associated to the Franck-Condon sidebands rather than to the RES.

Another approach, in which the parameters of the first excited state are determined self-consistently (Ref. [49]), was used i. a. to calculate (in the strong-coupling case) the (lowest) energy level of the relaxed excited state (RES). The transitions from the polaron ground state to the RES correspond to a zero-phonon peak in the optical conductivity.

For the study of the energies of excited states of the polaron, a variational approach requires special care, because the excited states of the polaron are not stable. A variational approach, strictly speaking, is only valid for excited states when the variational wave function of the excited state is orthogonal to the exact ground-state wave function.

For the estimation of the energy of the first RES with our present formalism, we determine a minimum of the expression (B25) in a physically reasonable range of the variational parameters. In order to determine that range, we refer to Ref. [142], where the energy of the polaron RES is calculated variationally within the Green's function formalism.

The expression for the RES energy in Ref. [142] contains the electron-phonon contribution corresponding to the second-order perturbation formula. It differs, however, from the weak-coupling second-order perturbation expression by the choice of the unperturbed states: in Ref.[142] those are variational states rather than free-electron states. There exists some analogy between our approach and that of Ref. [142]. The latter, however, does not take into account the translation invariance of the polaron problem.

In Ref. [142], the energy of the polaron RES is calculated variationally. The unperturbed wave function of the RES is chosen orthogonal (due to symmetry) to the unperturbed ground state wave function. In the present approach, this orthogonality is also exactly satisfied because of symmetry.

The expressions for the polaron RES energy of Ref. [142] contain singularities, which occur when the energies of the unperturbed ground state and that of the first excited states are in resonant with the LO-phonon energy. These singularities are related to the instability of the excited polaron with respect to the emission of LO-phonons. Using the same reasoning as in Ref. [142] we search for a local minimum of the polaron RES energy in the range where the confinement frequency ν of the Feynman model satisfies the inequality $\nu > 1$. The instability of the excited polaron state is then avoided.

The resulting numerical values of the transition energy to the first RES as a function of α are shown in Fig. 2. They are compared with the numerical-DQMC peak energies of the polaron optical conductivity band [79, 127], with the FC transition energies obtained in the

present work, and with the leading term of the strong-coupling approximation for the RES transition energy from Ref. [49].

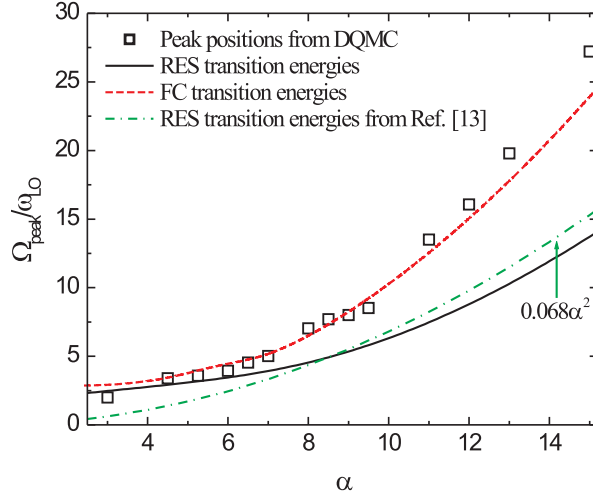


Fig. 2. The transition energy for the transition from the polaron ground state to the first RES (*solid black curve*) and to the first excited FC state (*dashed red curve*) as a function of α obtained in the present work, compared with the maximum of the polaron optical conductivity band from numerical DQMC (*black squares*, Ref. [79]). The *dashed-dot green curve*: the strong-coupling result for this transition energy as given in Ref. [49].

For $\alpha \lesssim 2.5$, there exists no minimum of $E_p^{(1exc)}$ in the range $v > 1$. We can interpret this result as a manifestation of the fact that for decreasing coupling strength, the RES is suppressed at sufficiently weak coupling. We see that for sufficiently small α ($\alpha \lesssim 6$), the RES transition energies show good agreement with the DQMC peak energies, what confirms the concept of RES developed in Refs. [7, 49]. For higher coupling strengths, the DQMC data appear to be closer to the FC (rather than to RES) transition energies. This result can be an indication of the fact that with increasing α , the mechanism of the polaron optical absorption changes its nature as suggested in Ref. [127], from a regime with dynamic lattice relaxation (for which the RES are relevant) at weak and intermediate coupling to the Franck-Condon (“LO-phonon sidebands”-) regime at strong coupling.

In summary, we have re-formulated the Feynman all-coupling path integral method for the polaron problem within a Hamiltonian formalism using time-ordered operator calculus. This reformulation allows us to describe not only the free energy and the ground state, but also to directly determine – for the first time – the excited polaron states that correspond to the Feynman all-coupling polaron model. A variational procedure for the polaron RES

energy has been developed, within the formalism presented in this work, which provides results i.a. in agreement with the strong-coupling limit of Ref. [49]. The present treatment offers the prospect of further elucidation of the nature of the polaron resonances (“relaxed excited states” versus “Franck-Condon sidebands” [127]) at intermediate coupling.

Appendix C: Many-body large polaron optical conductivity in $\text{SrTi}_{1-x}\text{Nb}_x\text{O}_3$ [J. T. Devreese, S. N. Klimin, J. L. M. van Mechelen, and D. van der Marel, *Phys. Rev. B* **81, 125119 (2010)]**

1. Introduction

The infrared optical absorption of perovskite-type materials, in particular, of copper oxide based high- T_c superconductors and of the manganites has been the subject of intensive investigations [1–10]. Insulating SrTiO_3 has a perovskite structure and manifests a metal–insulator transition at room temperature around a doping of 0.002% La or Nb per unit cell [11]. At low doping concentrations, between 0.003% and 3%, strontium titanate reveals a superconducting phase transition [12] below 0.7 K. Various optical experiments [11, 13–17] show a mid-infrared band in the normal state optical conductivity of doped SrTiO_3 which is often explained by polaronic behavior. In the recently observed optical conductivity spectra of Ref. [15], shown in Fig. 1, there is a broad mid-infrared optical conductivity band starting at a photon energy of $\hbar\Omega \sim 100$ meV, which is within the range of the LO-phonon energies of $\text{SrTi}_{1-x}\text{Nb}_x\text{O}_3$. The peaks/shoulders of the experimental optical conductivity band at $\hbar\Omega \sim 200$ to 400 meV resemble the peaks provided by the mixed plasmon-phonon excitations as described in Ref. [18]. Based on the experimental data, the authors deduce a coupling constant $3 < \alpha < 4$ and conclude the mid-infrared peaks to originate from large polaron formation. The high and narrow peaks positioned at the lower frequencies with respect to the mid-infrared band are attributed in Ref. [15] to the optical absorption of the TO-phonons.

There are different types of polaron states in solids. In the effective mass approximation for the electron placed in a continuum polarizable medium, a so-called large or continuum polaron can exist. Large polaron wave functions and the corresponding lattice distortions spread over many lattice sites. Due to the finite phonon frequencies the ion polarizations can follow the polaron motion if the motion is sufficiently slow. Hence, large polarons with a low kinetic energy propagate through the lattice as free electrons but with an enhanced effective mass. When the polaron binding energy is larger than the half bandwidth of the electron band, all states in the Bloch bands are ‘dressed’ by phonons. In this strong-coupling regime, the finite electron bandwidth becomes important, so the continuum approximation cannot be

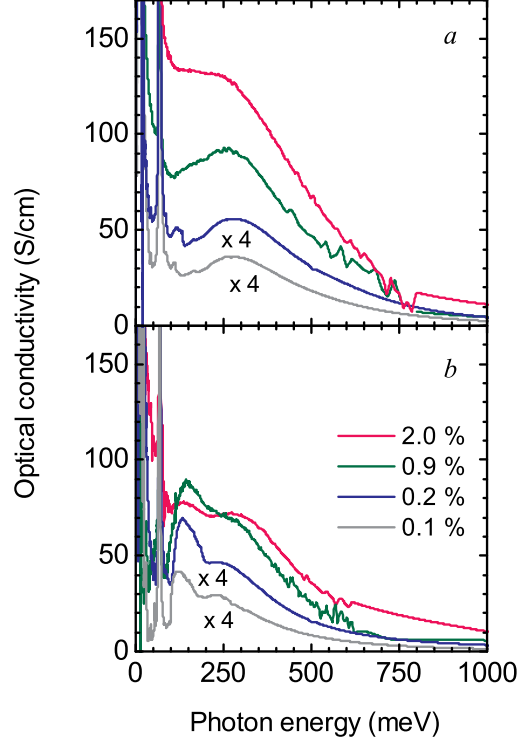


FIG. 22: Optical conductivity of $\text{SrTi}_{1-x}\text{Nb}_x\text{O}_3$ for 0.1% (grey curves), 0.2% (blue curves), 0.9% (green curves) and 2% (pink curves) at 300 K (panel a) and 7 K (panel b). For clarity, the mid-infrared conductivities of $x = 0.1\%$ and 0.2% are magnified by a factor 4. (From Ref. [15].)

applied. In this case the carriers are described as “small” or discrete (lattice) polarons that can hop between different states localized at lattice sites. A key distinction between large and small polarons is then the radius of the polaron state. For large polarons, that radius substantially exceeds the lattice constant, while for small polarons it is comparable to the lattice constant. A review of the properties of large and small polarons can be found, e. g., in Refs. [19, 20]. In the theory of “mixed” polarons [21–24] the states of the electron-phonon system are composed of a mixture of large and small polaron states.

Polaron states are formed due to the electron-phonon interaction, which is different in the cases of large and small polarons. For a large polaron, the electron-phonon interaction is provided by a macroscopic (continuum) polarization of the lattice. This interaction is characterized by the coupling constant α introduced by Fröhlich [25],

$$\alpha = \frac{1}{2} \left(\frac{1}{\varepsilon_\infty} - \frac{1}{\varepsilon_0} \right) \frac{e^2}{\hbar\omega_L} \left(\frac{2m_b\omega_L}{\hbar} \right)^{1/2}, \quad (\text{C1})$$

where ε_∞ and ε_0 are, respectively, the high-frequency and the static dielectric constants, e is the electron charge, ω_L is the longitudinal optical (LO) phonon frequency in the Brillouin zone centre, and m_b is the band electron (or hole) mass. The large-polaron coupling constant is thus expressed through macroscopic observable parameters of a polarizable medium. On the contrary, the electron-phonon interaction for a small polaron is described through microscopic parameters.

The nature of the polaron states in $\text{SrTi}_{1-x}\text{Nb}_x\text{O}_3$ is not yet clear. Previous optical measurements on strontium titanate were interpreted in terms of small polarons [24, 26]. However, that assumption contradicts the interpretation of transport measurements [27], which rather support the large-polaron picture. Also the heat capacity measurements [28], provide effective masses similar to those of large polarons. In Ref. [13], the experimental results of Ref. [16] on the temperature-dependent plasma frequencies in $\text{SrTi}_{1-x}\text{Nb}_x\text{O}_3$ were interpreted within the theory of mixed polarons [21–24]. Thermoelectric power measurements [27] have shown that the density-of-states masses increase with increasing temperature, which can be explained by a theory of mixed polarons [21]. It has been supposed [14] that the polaron optical conductivity in $\text{SrTi}_{1-x}\text{Nb}_x\text{O}_3$ is probably provided by mixed polarons. A possible coexistence of large and small mass polarons has been suggested in Ref. [29]. In Ref. [30], coexistence of small and large polarons in the same solid is invoked to interpret experimental data on the optical absorption in oxides.

The key question is to determine the type of polarons that provide the mechanism of the polaron optical conductivity in $\text{SrTi}_{1-x}\text{Nb}_x\text{O}_3$. The optical response of large polarons in various approximations was studied, e. g., in Refs. [31–34]. The same problem for the small polaron was investigated in [26, 35]. In the large-polaron theory, the optical absorption is provided by transitions (with $0, 1, \dots$ phonon emission) between different continuum electron states. In the small-polaron theory, the optical absorption occurs when the self-trapped carrier is induced to transfer from its localized state to a localized state at an adjacent site, with emission of phonons. Because of the different physical mechanisms involved, the optical conductivity spectra of large and small polarons are different from each other. In the large-polaron theory the polaron optical conductivity behaves at high frequencies Ω as a power function ($\propto \Omega^{-5/2}$). In the small-polaron theory, the polaron optical conductivity at high frequencies decreases much faster than for large polarons: as a Gaussian exponent. Therefore the analysis of optical measurements can shed some light on the aforesaid question

on the type of polarons responsible for the optical conductivity in $\text{SrTi}_{1-x}\text{Nb}_x\text{O}_3$.

The polaron optical conductivity band of $\text{SrTi}_{1-x}\text{Nb}_x\text{O}_3$ occupies the mid-infrared range of the photon energies $\hbar\Omega \lesssim 1$ eV, and the threshold for interband electron-hole transitions lies at the band gap energy, which is around 3.3 eV in $\text{SrTi}_{1-x}\text{Nb}_x\text{O}_3$ [15]. Therefore interband transitions do not interfere with the polaron optical conductivity. Other mechanisms of electron intraband scattering (for example, electron-phonon interaction with acoustic phonons and/or electron or hole transitions from impurity centers) may be manifested together with the polaron mechanism in the energy range $\hbar\Omega \lesssim 1$ eV. The treatment of those mechanisms is, however, beyond the scope of the present investigation.

We can make some preliminary suggestions concerning the dominating mechanism of the mid-infrared optical conductivity in the Nb doped strontium titanate. The low-frequency edge of the mid-infrared band in $\text{SrTi}_{1-x}\text{Nb}_x\text{O}_3$ at a low temperature ($T = 7$ K) lies in the range of the LO-phonon energies obtained in [16]. The maximum of the mid-infrared band lies relatively close to this low-frequency edge (the difference in frequency between the low-frequency edge and the maximum of the mid-infrared band is comparable to the LO-phonon frequencies in $\text{SrTi}_{1-x}\text{Nb}_x\text{O}_3$). This behavior is characteristic of large-polaron optical conductivity rather than of small-polaron optical conductivity. Indeed, the maximum of the small polaron optical conductivity band is expected to be shifted to considerably higher frequencies with respect to the low-frequency edge of the polaron optical conductivity band (see, e.g., Ref. [35]). Also, at sufficiently high frequencies, the experimental mid-infrared band from Ref. [15] decreases with increasing Ω rather slowly, which is characteristic for large-polaron optical conductivity rather than for small-polaron optical conductivity. We therefore can suggest that the large-polaron picture is the most appropriate for the interpretation of the mid-infrared band of $\text{SrTi}_{1-x}\text{Nb}_x\text{O}_3$ observed in Ref. [15].

In order to interpret the mid-infrared band of the experimental optical conductivity spectra of $\text{SrTi}_{1-x}\text{Nb}_x\text{O}_3$ [15] in terms of polarons, we calculate the large-polaron optical conductivity spectra for $\text{SrTi}_{1-x}\text{Nb}_x\text{O}_3$ using the model for the optical conductivity of a large-polaron gas developed in Ref. [18], adapted to take into account multiple LO-phonon branches [36]. The degeneracy and the anisotropy of the conduction band in $\text{SrTi}_{1-x}\text{Nb}_x\text{O}_3$ are taken into account.

2. Optical conductivity of a gas of large polarons

The optical absorption spectra of $\text{SrTi}_{1-x}\text{Nb}_x\text{O}_3$ are sensitive to the doping level [15]. Therefore a many-polaron description is in order. In our context, “many-polaron description” means an account of many-electron effects on the optical conductivity of a polaron gas. These effects include the influence of the electron-electron Coulomb interaction (which leads to screening effects) and of the Fermi statistics of the polaron gas on the optical conductivity spectra. In the low-density limit, those many-body effects are not important, and the optical conductivity of a polaron gas is well described by the optical conductivity of a single polaron multiplied by the electron density. The scope of the present study embraces a wide range of electron densities for which the single-polaron approach is, in general, insufficient. As shown below, even at the lowest electron density involved in the experiment [15], the shape and magnitude of the optical conductivity spectrum is strongly affected by many-body effects.

We wish to compare the experiments of Ref. [15], in particular the observed mid-infrared band, to the theoretical optical conductivity of a gas of large polarons. For that purpose we use the many-body large polaron approach of Refs. [18, 36], which takes into account the electron-electron interaction and the Fermi statistics of polarons.

Refs. [18, 36] are limited to the study of weak-coupling polarons. Up to $\alpha \approx 3$, which includes the case of $\text{SrTi}_{1-x}\text{Nb}_x\text{O}_3$, the weak coupling approximation can be expected to describe the main characteristics of the many-polaron optical response (see, e.g., Refs. [18–20]). In Ref. [36] a generalization of Ref. [18] is presented that takes into account the electron-phonon interaction with *multiple LO-phonon branches* as they exist, e. g., in complex oxides. For a single polaron, effects related to multiple LO-phonon branches were investigated in Ref. [38]. The starting point for the treatment of a many-polaron system is the Fröhlich Hamiltonian

$$H = \sum_{\mathbf{k}} \sum_{\sigma=\pm 1/2} \frac{\hbar^2 k^2}{2m_b} c_{\mathbf{k},\sigma}^+ c_{\mathbf{k},\sigma} + \sum_{\mathbf{q}} \sum_{j=1}^n \hbar \omega_{L,j} a_{\mathbf{q},j}^+ a_{\mathbf{q},j} + U_{e-e} + \frac{1}{\sqrt{V}} \sum_{\mathbf{q}} \sum_{j=1}^n \left(V_{\mathbf{q},j} a_{\mathbf{q},j} \sum_{\mathbf{k}} \sum_{\sigma=\pm 1/2} c_{\mathbf{k}+\mathbf{q},\sigma}^+ c_{\mathbf{k},\sigma} + \text{h.c.} \right), \quad (\text{C2})$$

where $c_{\mathbf{k},\sigma}^+$ ($c_{\mathbf{k},\sigma}$) are the creation (annihilation) operators for an electron with momentum \mathbf{k} and with the spin z -projection σ , $a_{\mathbf{q},j}^+$ ($a_{\mathbf{q},j}$) are the creation (annihilation) operators for a phonon of the j -th branch with the momentum q , $\omega_{L,j}$ are the LO-phonon frequencies

(approximated here as non-dispersive), and V is the volume of the crystal. The polaron interaction amplitude $V_{\mathbf{q},j}$ is [38]

$$V_{\mathbf{q},j} = \frac{\hbar\omega_{L,j}}{q} \left(\frac{4\pi\alpha_j}{V} \right)^{1/2} \left(\frac{\hbar}{2m_b\omega_{L,j}} \right)^{1/4}, \quad (\text{C3})$$

where α_j is a dimensionless partial coupling constant characterizing the interaction between an electron and the j -th LO-phonon branch. The electron-electron interaction is described by the Coulomb potential energy

$$U_{e-e} = \frac{1}{2} \sum_{\mathbf{q} \neq 0} \frac{4\pi e^2}{\varepsilon_\infty q^2} \sum_{\mathbf{k}, \mathbf{k}', \sigma, \sigma'} c_{\mathbf{k}+\mathbf{q}, \sigma}^\dagger c_{\mathbf{k}', \sigma'}^\dagger c_{\mathbf{k}', \sigma'} c_{\mathbf{k}, \sigma}. \quad (\text{C4})$$

Optical phonons in SrTiO₃ show a considerable dispersion (see, e. g., Ref. [39] and references therein). The effect of the phonon dispersion is a broadening of features of the polaron optical conductivity band. The magnitude of the broadening is characterized by the dispersion parameter $\Delta\omega$ of the optical phonons, that contribute to the integrals over \mathbf{q} entering the polaron optical conductivity. In a polar crystal with a single LO-phonon branch, that range of convergence is approximately $q_0 = (m_b\omega_{LO}/\hbar)^{1/2}$. For SrTiO₃, taking $\omega_{LO} = \max\{\omega_{L,j}\}$, we obtain $q_0 \approx 1.02 \times 10^9 \text{ m}^{-1}$. The boundary of the Brillouin zone π/a_0 in SrTiO₃ (where the lattice constant $a_0 \approx 0.3905 \text{ nm}$) is at $8 \times 10^9 \text{ m}^{-1}$. Therefore the integration domain for the relevant integrals is one order smaller than the size of the Brillouin zone. In the region $0 < q < q_0$, the dispersion parameter of the LO-phonon frequencies, $\Delta\omega$, is a few percent of $\omega_{L,j}$. Consequently, $\Delta\omega$ is very small compared with the characteristic width of the polaron band. Therefore, in the present treatment, we apply the approximation of non-dispersive phonons.

For a description of a polarizable medium with n optical-phonon branches, we use the model dielectric function [40, 41]

$$\varepsilon(\omega) = \varepsilon_\infty \prod_{j=1}^n \left(\frac{\omega^2 - \omega_{L,j}^2}{\omega^2 - \omega_{T,j}^2} \right), \quad (\text{C5})$$

whose zeros (poles) correspond to the LO(TO) phonon frequencies $\omega_{L,j}$ ($\omega_{T,j}$). This dielectric function is the result of the straightforward extension of the Born-Huang approach [42] to the case where more than one optical-phonon branch exists in a polar crystal. The Born-Huang approach and its extension [40] generate expressions for the macroscopic polarization induced by the polar vibrations, and for the corresponding electrostatic potential. This electrostatic

potential is a basis element of the Hamiltonian of the electron-phonon interaction. In Ref. [40], the Hamiltonian of the electron-phonon interaction has been explicitly derived with the amplitudes

$$V_{\mathbf{q}j} = \frac{1}{\sqrt{V}} \frac{e}{iq} \left(\frac{4\pi\hbar}{\left. \frac{\partial \varepsilon(\omega)}{\partial \omega} \right|_{\omega=\omega_{L,j}}} \right)^{1/2}. \quad (\text{C6})$$

Using Eqs. (C3) and (C6) with the dielectric function (C5), we arrive at the following set of linear equations for the coupling constants α_j ($j = 1, \dots, n$):

$$\sum_{k=1}^n \hbar \omega_{L,k}^3 \left(\frac{\hbar}{2m_b \omega_{L,k}} \right)^{1/2} \frac{\alpha_k}{\omega_{L,k}^2 - \omega_{T,j}^2} = \frac{e^2}{2\varepsilon_\infty}. \quad (\text{C7})$$

Knowledge of the band mass, of the electronic dielectric constant ε_∞ and of the LO- and TO-phonon frequencies is sufficient to determine the coupling constants α_j taking into account mixing between different optical-phonon branches. In the particular case of a single LO-phonon branch, Eq. (C7) is reduced to (C1).

In order to describe the optical conductivity of a polaron gas, we refer to the work [44], where the Mori-Zwanzig projection operator technique has been used to rederive the path-integral result of Ref. [43] and the impedance of Ref. [31]. We repeat the derivations of Ref. [44] with the replacement of single-electron functions by their many-electron analogs. For example, $e^{i\mathbf{q}\cdot\mathbf{r}}$ in the Hamiltonian of the electron-phonon interaction is replaced by the Fourier component of the electron density for an N -electron system,

$$\rho(\mathbf{q}) \equiv \sum_{s=1}^N e^{i\mathbf{q}\cdot\mathbf{r}_s} = \sum_{\mathbf{k},\sigma} c_{\mathbf{k}+\mathbf{q},\sigma}^\dagger c_{\mathbf{k},\sigma}. \quad (\text{C8})$$

As a result, we arrive at a formula which is structurally similar to the single-polaron optical conductivity [31, 44],

$$\sigma(\Omega) = \frac{e^2 n_0}{m_b} \frac{i}{\Omega - \chi(\Omega)/\Omega}, \quad (\text{C9})$$

where $n_0 = N/V$ is the carrier density, and $\chi(\Omega)$ is the memory function. The same many-electron derivation as in the present work, to the best of our knowledge, was first performed for the polaron gas in 2D in Ref. [45] in the weak electron-phonon coupling limit.

In Refs. [31, 44] the single-polaron memory function was calculated starting from the all-coupling Feynman variational principle [46]. For a many-polaron system, an effective all-coupling extension of that variational principle has not been worked out yet. In the present

treatment, we restrict ourselves to the weak-coupling approximation for the electron-phonon interaction to derive the memory function. In this approximation, the memory function $\chi(\Omega)$ is similar to that of Ref. [45], with two distinctions: (1) the electron gas in the present treatment is three-dimensional, (2) several LO phonon branches are taken into account. The resulting form of the memory function is

$$\chi(\Omega) = \frac{4}{3\hbar m_b n_0 V} \sum_{\mathbf{q},j} q^2 |V_{\mathbf{q},j}|^2 \int_0^\infty dt (e^{i\Omega t} - 1) \times \text{Im} \left[\frac{\cos[\omega_{L,j}(t + i\hbar\beta/2)]}{\sinh(\beta\hbar\omega_{L,j}/2)} S(\mathbf{q}, t) \right], \quad (\text{C10})$$

where $\beta = 1/(k_B T)$. The dynamical structure factor $S(\mathbf{q}, t)$ is proportional to the two-point correlation function (cf. Ref. [18]),

$$S(\mathbf{q}, t) \equiv \frac{1}{2} \left\langle \sum_{i,j=1}^N e^{i\mathbf{q} \cdot [\mathbf{r}_j(t) - \mathbf{r}_k(0)]} \right\rangle = \frac{1}{2} \langle \rho(\mathbf{q}, t) \rho(-\mathbf{q}, 0) \rangle. \quad (\text{C11})$$

To obtain $\chi(\Omega)$ to order α it is sufficient to perform the averaging in the correlation function (C11) using the Hamiltonian (C2) without the electron-phonon interaction and keeping the electron-electron interaction term U_{e-e} .

We calculate the dynamical structure factor (C11) extending the method [18] to nonzero temperatures. In Ref. [18], the key advantage of the many-polaron variational approach [47] is exploited: the fact that the many-body effects are entirely contained in the dynamical structure factor $S(\mathbf{q}, t)$. The structure factor can be calculated using various approximations. Terms of order of $|V_{\mathbf{q},j}|^2$ are automatically taken into account in the memory function (C10). Consequently, up to order α for $\sigma(\Omega)$, it is sufficient to calculate $S(\mathbf{q}, t)$ without the electron-phonon coupling. In Ref. [18], $S(\mathbf{q}, t)$ was calculated within two different approximations: (i) the Hartree-Fock approximation, (ii) the random-phase approximation (RPA). As shown in Ref. [18], the RPA dynamical structure factor, contrary to the Hartree-Fock approximation, takes into account the effects both of the Fermi statistics and of the electron-electron interaction on the many-polaron optical-absorption spectra.

The dynamical structure factor is expressed through the density-density Green's functions defined as

$$\mathcal{G}(\mathbf{q}, \Omega) \equiv -i \int_0^\infty e^{i\Omega t} \langle \rho(\mathbf{q}, t) \rho(-\mathbf{q}, 0) \rangle dt, \quad (\text{C12})$$

$$G^R(\mathbf{q}, \Omega) \equiv -i \int_0^\infty e^{i\Omega t} \langle [\rho(\mathbf{q}, t), \rho(-\mathbf{q}, 0)] \rangle dt. \quad (\text{C13})$$

In terms of $G(\mathbf{q}, \Omega)$ and $G^R(\mathbf{q}, \Omega)$, the memory function (C10) takes the form:

$$\begin{aligned} \chi(\Omega) = & \sum_j \frac{\alpha_j \hbar \omega_{L,j}^2}{6\pi^2 N m_b} \left(\frac{\hbar}{2m_b \omega_{L,j}} \right)^{1/2} \\ & \times \int d\mathbf{q} \{ \mathcal{G}(\mathbf{q}, \Omega - \omega_{L,j}) + \mathcal{G}^*(\mathbf{q}, -\Omega - \omega_{L,j}) - \mathcal{G}(\mathbf{q}, -\omega_{L,j}) - \mathcal{G}^*(\mathbf{q}, -\omega_{L,j}) \\ & + \frac{1}{e^{\beta \hbar \omega_{L,j}} - 1} [G^R(\mathbf{q}, \Omega - \omega_{L,j}) + (G^R(\mathbf{q}, -\Omega - \omega_{L,j}))^* \\ & - G^R(\mathbf{q}, -\omega_{L,j}) - (G^R(\mathbf{q}, -\omega_{L,j}))^*] \}. \end{aligned} \quad (\text{C14})$$

Taking into account the Coulomb electron-electron interaction within RPA, the retarded Green's function $G^R(\mathbf{q}, \Omega)$ is given by

$$G^R(\mathbf{q}, \Omega) = \frac{\hbar V P^{(1)}(\mathbf{q}, \Omega)}{1 - \frac{4\pi e^2}{\varepsilon_\infty q^2} P^{(1)}(\mathbf{q}, \Omega)}, \quad (\text{C15})$$

where $P^{(1)}(\mathbf{q}, \Omega)$ is the polarization function of the free electron gas, see, e.g., [48]

$$P^{(1)}(\mathbf{q}, \Omega) = \frac{1}{V} \sum_{\mathbf{k}, \sigma} \frac{f_{\mathbf{k}+\mathbf{q}, \sigma} - f_{\mathbf{k}, \sigma}}{\hbar \Omega + \frac{\hbar^2 (\mathbf{k}+\mathbf{q})^2}{2m_b} - \frac{\hbar^2 k^2}{2m_b} + i\delta}, \quad \delta \rightarrow +0 \quad (\text{C16})$$

with the electron average occupation numbers $f_{\mathbf{k}, \sigma}$. The function $\mathcal{G}(\mathbf{q}, \Omega)$ is obtained from $G^R(\mathbf{q}, \Omega)$ using the exact analytical relation

$$(1 - e^{-\beta \hbar \Omega}) \text{Im} \mathcal{G}(\mathbf{q}, \Omega) = \text{Im} G^R(\mathbf{q}, \Omega) \quad (\text{C17})$$

and the Kramers-Kronig dispersion relations for $\mathcal{G}(\mathbf{q}, \Omega)$.

The above expressions are written for an isotropic conduction band. However, the conduction band of $\text{SrTi}_{1-x}\text{Nb}_x\text{O}_3$ is strongly anisotropic and triply degenerate. The electrons are doped in three bands: d_{xy} , d_{yz} and d_{xz} , which all have their minima at $\mathbf{k} = 0$. Each of these bands has light masses along two direction (x and y for d_{xy} , etc.) and a heavy mass along the third direction. While each electron has a strongly anisotropic mass, the electronic transport remains isotropic due to the fact that 2 light masses and 1 heavy mass contribute along each crystallographic axis.

The anisotropy of the electronic effective mass of the conduction band can be approximately taken into account in the following way. We use the averaged inverse band mass

$$\frac{1}{\bar{m}_b} = \frac{1}{3} \left(\frac{1}{m_x} + \frac{1}{m_y} + \frac{1}{m_z} \right) \quad (\text{C18})$$

and the density-of-states band mass

$$m_D = (m_x m_y m_z)^{1/3}. \quad (\text{C19})$$

The mass m_D appears in the prefactor of the linear term of the specific heat. Comparing the mass m_D obtained from the experimental specific heat [28, 49] with the mass \bar{m}_b obtained using optical spectral weights [15] reveals the mass ratio of the heavy and light bands to be about 27. The expression (C18) replaces the bare mass m_b in the optical conductivity (C9) and in the memory function (C14). The polarization function of the free electron gas (C16) is calculated with the density-of-states mass m_D instead of m_b . The band degeneracy is taken into account through the degeneracy factor which is equal to 3, both in the polarization function and in the normalization equation for the chemical potential. The reduction of the polaron optical conductivity band due to screening with band degeneracy turns out to be less significant than without band degeneracy.

a. Theory and experiment

b. Material parameters

Several experimental parameters characterizing $\text{SrTi}_{1-x}\text{Nb}_x\text{O}_3$ are necessary for the calculation of the large-polaron optical conductivity (see, e.g., Refs. [14, 16]): the LO- and TO-phonon frequencies, the electron band mass, and the electronic dielectric constant ε_∞ .

The electronic dielectric constant can be obtained using reflectivity spectra of $\text{SrTi}_{1-x}\text{Nb}_x\text{O}_3$. At $T = 10$ K, the reflectivity of $\text{SrTi}_{1-x}\text{Nb}_x\text{O}_3$ is $R \approx 0.16$ for $\Omega \approx 5000$ cm^{-1} . The electronic dielectric constant can be approximated using the expression

$$R(\Omega) = \left| \frac{\sqrt{\varepsilon(\Omega)} - 1}{\sqrt{\varepsilon(\Omega)} + 1} \right|^2 \quad (\text{C20})$$

and assuming that $\Omega = 5000$ cm^{-1} is a sufficiently high frequency to characterize the electronic response. From (C20) it follows that for $\text{SrTi}_{1-x}\text{Nb}_x\text{O}_3$, $\varepsilon_\infty \approx 5.44$.

In order to determine the optical-phonon frequencies, we use the experimental data from available sources [15, 16]. In Ref. [15], three infrared active phonon modes are observed at room temperature: at 11.0 meV, 21.8 meV and 67.6 meV. With decreasing temperature, the lowest-frequency infrared-active phonon mode shows a strong red shift upon cooling,

and saturates at about 2.3 meV at 7 K. Those infrared-active phonon modes are associated with the polar TO-phonons. The TO-phonon frequencies determined in Ref. [16] for $\text{SrTi}_{1-x}\text{Nb}_x\text{O}_3$ with $x = 0.9\%$ at $T = 300$ K are 100 cm^{-1} , 175 cm^{-1} and 550 cm^{-1} . The corresponding TO-phonon energies are 12.4 meV, 21.7 meV and 68.2 meV.

Refs. [15] and [16] are used as sources for phonon parameters. In Ref. [16], the TO-phonon frequencies are calculated on the basis of reflectivity measurements using a model dielectric function to fit experimental data. In Ref. [15], the TO-phonon frequencies are obtained from an analysis of both reflectivity and transmission spectra, using inversion of the Fresnel equations of reflection and transmission coefficients and the Kramers-Kronig transformation of the reflectivity spectra. The TO-phonon energies reported in Refs. [15] and [16] are in close agreement. This confirms the reliability of both experimental data sources [15, 16]. The values of the TO-phonon frequencies used in our calculation are taken from the experiment [15] because they are directly related to the samples of $\text{SrTi}_{1-x}\text{Nb}_x\text{O}_3$ for which the comparison of theory and experiment is made in the present work.

The TO phonon frequencies from Ref. [15] can be used when they are complemented with corresponding LO phonon frequencies. However, Ref. [15] does not contain data of the LO-phonon frequencies. In the present calculation we use the LO phonon frequencies from Ref. [16].

The averaged band mass (C18) is taken to be $\bar{m}_b = 0.81m_e$ (where m_e is the electron mass in vacuum) according to experimental data from Ref. [50]. Using the ratio of the heavy mass (m_z) to the light mass ($m_x = m_y$), $m_z/m_x = 27$, we find the density-of states band mass $m_D \approx 1.65m_e$.

The TO- and LO- phonon frequencies and the resulting partial coupling constants calculated using the mass \bar{m}_b are presented in Table 1.

The effective coupling constant in Table 1 is determined following Ref. [38], as a sum of partial coupling constants α_j ,

$$\alpha_{\text{eff}} \equiv \sum_j \alpha_j \quad (\text{C21})$$

The result $\alpha_{\text{eff}} \sim 2$ shows that the electron-phonon coupling strength in $\text{SrTi}_{1-x}\text{Nb}_x\text{O}_3$ lies in the intermediate to weak coupling range, and the conditions for small polaron formation are not fulfilled. This analysis indicates that the large-polaron picture – rather than the small-polaron description is suitable for the interpretation of the mid-infrared band of the

TABLE III: Optical-phonon frequencies and partial coupling constants of doped strontium titanate

x	$x = 0.1\%$	$x = 0.1\%$	$x = 0.2\%$	$x = 0.2\%$	$x = 0.9\%$	$x = 0.9\%$	$x = 2\%$	$x = 2\%$
T	$T = 7 \text{ K}$	$T = 300 \text{ K}$	$T = 7 \text{ K}$	$T = 300 \text{ K}$	$T = 7 \text{ K}$	$T = 300 \text{ K}$	$T = 7 \text{ K}$	$T = 300 \text{ K}$
$\hbar\omega_{T,1} \text{ (meV)}$	2.27	11.5	2.63	11.5	6.01	12.1	8.51	13.0
$\hbar\omega_{L,1} \text{ (meV)}$	21.2	21.2	21.2	21.2	21.2	21.2	21.2	21.2
α_1	0.021	0.013	0.021	0.013	0.017	0.013	0.017	0.013
$\hbar\omega_{T,2} \text{ (meV)}$	21.2	21.8	21.2	21.8	21.2	21.8	21.2	21.8
$\hbar\omega_{L,2} \text{ (meV)}$	58.4	58.4	58.4	58.4	58.4	58.4	58.4	58.4
α_2	0.457	0.414	0.457	0.414	0.452	0.414	0.447	0.409
$\hbar\omega_{T,3} \text{ (meV)}$	67.6	67.1	67.6	67.1	67.6	67.1	67.6	67.1
$\hbar\omega_{L,3} \text{ (meV)}$	98.7	98.7	98.7	98.7	98.7	98.7	98.7	98.7
α_3	1.582	1.582	1.582	1.580	1.576	1.578	1.570	1.574
α_{eff}	2.06	2.01	2.06	2.01	2.05	2.01	2.03	2.01

optical conductivity of $\text{SrTi}_{1-x}\text{Nb}_x\text{O}_3$.

We use the actual electron densities for the samples studied in Ref. [15] based on the unit cell volume (59.5 cubic angstrom) and the chemical composition (x is the doping level). These carrier densities (see Table 2) are confirmed by measurements of the Hall constants.

 TABLE IV: Electron densities of $\text{SrTi}_{1-x}\text{Nb}_x\text{O}_3$

$x \text{ (\%)}$	$n_0 \text{ (cm}^{-3}\text{)}$
0.1	1.7×10^{19}
0.2	3.4×10^{19}
0.9	1.5×10^{20}
2.0	3.4×10^{20}

3. Optical conductivity spectra

We calculate the large-polaron optical conductivity spectra for $\text{SrTi}_{1-x}\text{Nb}_x\text{O}_3$ using the approach of Ref. [18] as adapted in Ref. [36] to take into account multiple LO-phonon branches. We also include in the numerical calculation the TO-phonon contribution to the

optical conductivity, described by an oscillatory-like model dielectric function (see, e.g., Ref. [16]):

$$\text{Re } \sigma_{TO}(\Omega) = \sum_j \sigma_{0,j} \frac{\gamma_j^2}{(\Omega - \omega_{T,j})^2 + \gamma_j^2}, \quad (\text{C22})$$

where the weight coefficients $\sigma_{0,j}$ and the damping parameters γ_j for each j -th TO-phonon branch are extracted from the experimental optical conductivity spectra of Ref. [15]. The polaron- and the TO-phonon optical responses are treated as independent of each other. Consequently the polaron-(C9) and TO-phonon (C22) contributions enter the optical conductivity additively.

Following the procedure described above using the material parameters discussed above, we obtain the theoretical large-polaron optical conductivity spectra of $\text{SrTi}_{1-x}\text{Nb}_x\text{O}_3$ shown in Fig. 2 and Fig. 3 at 7 K and 300 K, respectively. In each graph also the experimental optical conductivity spectra of Ref. [15] are shown. It should be emphasized that *in the present calculation, there is no fitting of material constants for the polaron contribution to $\text{Re } \sigma(\Omega)$. Even the magnitude of the optical conductivity, which is often arbitrarily scaled in the literature, follows from first principles.*

At 7 K, the calculated optical conductivity based on the Fröhlich model and extended for a gas of large polarons as described in the present paper, shows convincing agreement with the behavior of the experimental optical conductivity for the high energy part of the spectra, i.e., $\hbar\Omega \gtrsim 300$ meV. The experimental polaron optical conductivity of $\text{SrTi}_{1-x}\text{Nb}_x\text{O}_3$ falls down at high frequencies following the power law (derived in the present work and typical for large polarons) rather than as a Gaussian exponent that would follow from the small-polaron theory. At lower photon energies $\hbar\Omega \lesssim 200$ meV, the experiment shows distinct peaks that are not explained within the polaron theory. They can be due to other scattering mechanisms as discussed below.

The minor deviations between theoretical and experimental $\text{Re } \sigma(\Omega)$ in the frequency range $\hbar\Omega \gtrsim 300$ meV may be attributed to the difference between the actual electron densities and the densities calculated on the basis of the unit cell volume and the chemical composition. However, we prefer not to fit the density.

The optical conductivity calculated for a single large-polaron absorption [31] predicts an intensity 3-4 times larger than the experimental data for the lowest doping level $x = 0.1\%$, and therefore cannot explain those data. For higher dopings, the overestimation of the

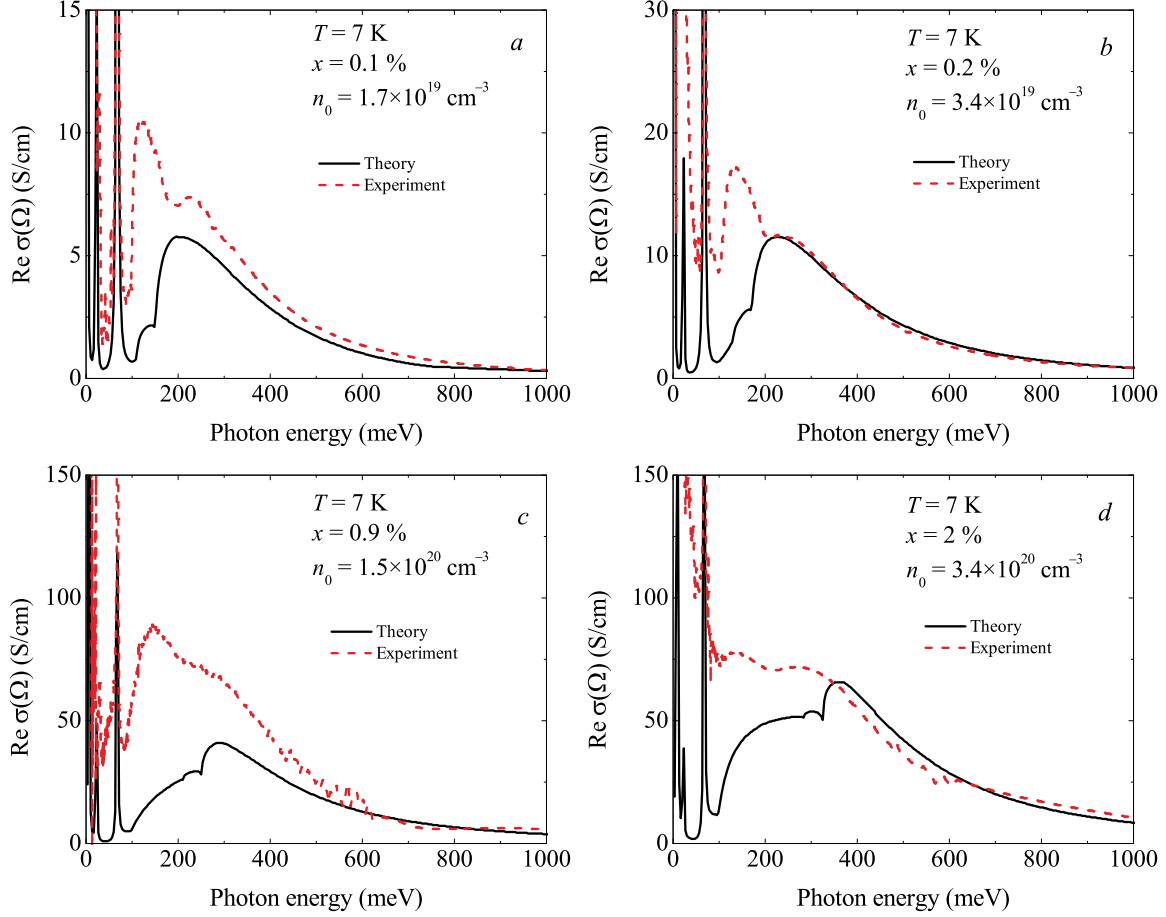


FIG. 23: The many-large-polaron optical conductivity compared with the experiment [15] at $T = 7$ K. The doping level is $x = 0.1\%$ (a), 0.2% (b), 0.9% (c) and 2% (d).

magnitude of the optical conductivity within the single-polaron theory is even larger than for $x = 0.1\%$. Therefore the many-polaron approach, used in the present work, is essential.

At 300 K, in Fig. 3 (a, b, d), the agreement between theory and experiment is qualitative. Both experimental and theoretical spectra show a maximum at the room-temperature optical conductivity spectra in the range $\hbar\Omega \sim 250$ meV. For the doping level $x = 0.9\%$ the calculated optical conductivity spectrum underestimates the experimental data, as also observed at 7 K.

Many-body effects considerably influence the optical conductivity spectra of a polaron gas. First, features related to the emission of a plasmon together with a LO phonon [18] are manifested in the optical conductivity spectra of the many-polaron gas at $T = 7$ K as separate peaks whose positions shift to higher energies with increasing doping level. At

room temperature, those peaks are strongly broadened and smoothened, and only a broad plasmon feature is apparent. Second, the mid-infrared optical conductivity (per particle) in $\text{SrTi}_{1-x}\text{Nb}_x\text{O}_3$ is decreasing at higher doping levels due to the screening of the polar interactions, which is accounted for in the present approach in which $S(\mathbf{q}, t)$ is based on RPA. The effect of screening can be illustrated by the fact that for $n_0 \sim 10^{20} \text{ cm}^{-3}$, the many-polaron optical conductivity *per particle* is reduced by about an order of magnitude compared to the single-polaron optical conductivity. The reduction in intensity of the polaron optical conductivity band can be interpreted as a decrease of the overall electron-phonon coupling strength due to many-body effects. Correspondingly, at high doping levels, the polaron mass m^* , determined by the sum rule introduced in Ref. [51]

$$\frac{\pi e^2 n_0}{2m^*} + \int_{\omega_L}^{\infty} \text{Re}(\Omega) d\Omega = \frac{\pi e^2 n_0}{2\bar{m}_b} \quad (\text{C23})$$

is reduced, compared to the single-polaron effective mass. As shown in Refs. [18, 52], the sum rule [51] remains valid for an interacting polaron gas.

The large-polaron theory of the optical absorption based on Ref. [18] explains without any fitting parameters the main characteristics and trends of the observed spectra of Ref. [15] in $\text{SrTi}_{1-x}\text{Nb}_x\text{O}_3$, including doping- and temperature dependence. Nevertheless, some features of the experimental spectra remain to be explained. In particular, at $T = 7 \text{ K}$, the pronounced peak at $\hbar\Omega \sim 130 \text{ meV}$ in the experimental optical conductivity is not accounted for by the present theoretical analysis. In the theoretical spectra, peaks of much smaller intensity appear at about the same frequency. In the large-polaron theory, those peaks are provided by the interaction between electrons and the LO-phonon branch with energy $\hbar\omega_{L,2} \approx 58.4 \text{ meV}$, accompanied by the emission of a plasmon as described in Ref. [18].

The intensity of the experimentally observed absorption peak at $\hbar\Omega \sim 130 \text{ meV}$ is considerably higher than described by the large-polaron theory. In the low density limit, the experimental optical data more rapidly approach the single polaron limit [31] than the theoretical predictions based on Eq. (C10). This absorption peak at $\hbar\Omega \sim 130 \text{ meV}$ may be provided by other mechanisms, not controlled in the present study. E. g., electron-phonon interaction with low-frequency non-polar (e. g., acoustic) phonons may contribute to the optical conductivity. The squared modulus $|V_q|^2$, which characterizes the coupling strength, for the deformation electron-phonon interaction is $|V_q|^2 \propto q$ [53], while for the Fröhlich

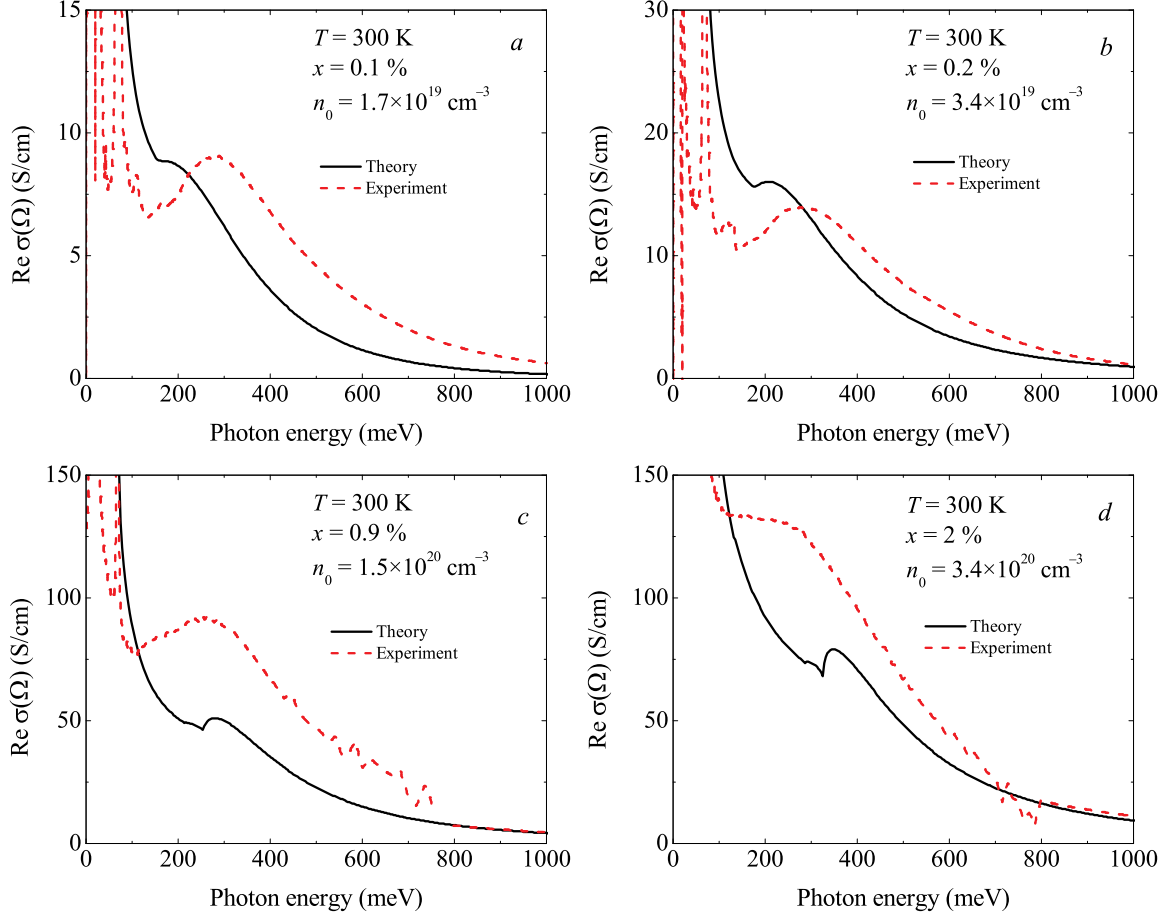


FIG. 24: The many-large-polaron optical conductivity compared with the experiment [15] at $T = 300$ K. The doping level is $x = 0.1\%$ (a), 0.2% (b), 0.9% (c) and 2% (d).

interaction, $|V_{\mathbf{q}}|^2 \propto q^{-2}$. Consequently, for the deformation electron-phonon interaction, the short-wavelength phonons may provide non-negligible contributions to the optical conductivity. Also, at sufficiently large q , Umklapp scattering processes with acoustic phonons can play a role. The treatment of contributions due to acoustic phonons (and other mechanisms) is the subject of the future work. Another possible explanation of the absorption peak at $\hbar\Omega \sim 130$ meV is weakened screening in the corresponding energy range due to dynamical-exchange [54].

4. Conclusions

Many-polaron optical conductivity spectra, calculated (based on Ref. [18]) within the large-polaron picture without adjustment of material constants, explain essential characteristics of the experimental optical conductivity [15]. The intensities of the calculated many-polaron optical conductivity spectra and the intensities of the experimental mid-infrared bands of the optical conductivity spectra of $\text{SrTi}_{1-x}\text{Nb}_x\text{O}_3$ (from Ref. [15]) are comparable for all considered values of the doping parameter. The doping dependence of the intensity of the mid-infrared band in the theoretical large-polaron spectra is similar to that of the experimental data of Ref. [15]. In the high-frequency range, the theoretical absorption curves describe well the experimental data (especially at low temperature). A remarkable difference between the present theoretical approach and experiment is manifested on the low frequency side of the mid-infrared range, where the experimental optical conductivity shows a sharp and pronounced peak for $\hbar\Omega \sim 130$ meV at 7 K. Although the theoretical curve also shows a feature around the same frequency, its intensity is clearly underestimated. This peak in the absorption spectrum at $\hbar\Omega \sim 130$ meV remains to be explained. The value of the effective electron-phonon coupling constant obtained in the present work ($\alpha_{eff} \approx 2$) corresponds to the intermediate coupling strength of the large-polaron theory.

The alternative small-polaron and mixed-polaron models for the optical conductivity require several fitting parameters. Furthermore, we find that the mixed-polaron model would need a major adjustment of the overall intensity in order to fit experimental spectra.

Contrary to the case of the large polaron, the small-polaron parameters cannot be extracted from experimental data. Moreover, the small-polaron model, for any realistic choice of parameters, shows a frequency dependence in the high-frequency range which is different from that of the experimental optical conductivity. Both the experimental and the theoretical large-polaron optical conductivity decrease as a power function at high frequencies, while the small-polaron optical conductivity falls down exponentially for sufficiently high Ω .

In summary, the many-body large-polaron model based on the Fröhlich interaction accounts for the essential characteristics (except – interestingly – for the intensity of a prominent peak at $\hbar\Omega \sim 130$ meV, that constitutes an interesting challenge for theory) of the experimental mid-infrared optical conductivity band in $\text{SrTi}_{1-x}\text{Nb}_x\text{O}_3$ without any adjustment of material parameters. The large-polaron model gives then a convincing interpretation

of the experimentally observed mid-infrared band of $\text{SrTi}_{1-x}\text{Nb}_x\text{O}_3$.

- [1] S. Lupi, P. Maselli, M. Capizzi, P. Calvani, P. Giura, and P. Roy, Phys. Rev. Lett. **83**, 4852 (1999).
- [2] L. Genzel, A. Wittlin, M. Bayer, M. Cardona, E. Schonherr, and A. Simon, Phys. Rev. B **40**, 2170 (1989).
- [3] P. Calvani, M. Capizzi, S. Lupi, P. Maselli, A. Paolone, and P. Roy, Phys. Rev. B **53**, 2756 (1996).
- [4] S. Lupi, M. Capizzi, P. Calvani, B. Ruzicka, P. Maselli, P. Dore, and A. Paolone, Phys. Rev. B **57**, 1248 (1998).
- [5] J.-G. Zhang, X.-X. Bi, E. McRae, P. C. Ecklund, B. C. Sales, M. Mostoller, Phys. Rev. B **43**, 5389 (1991).
- [6] C. C. Homes, B. P. Clayman, J. L. Peng, R. L. Greene, Phys. Rev. B **56**, 5525 (1997).
- [7] M. K. Crawford, G. Burns, G. V. Chandrashekhar, F. H. Dacol, W. E. Farneth, E. M. McCarron, III, and R. J. Smalley, Phys. Rev. B **41**, 8933 (1990).
- [8] J. P. Falck, A. Levy, M. A. Kastner, and R. J. Birgeneau, Phys. Rev. B **48**, 4043 (1993).
- [9] H. M. Rønnow, Ch. Renner, G. Aeppli, T. Kimura and Y. Tokura, Nature **440**, 1025 (2006).
- [10] Ch. Hartinger, F. Mayr, J. Deisenhofer, A. Loidl and T. Kopp, Phys. Rev. B **69** 100403R (2004); Ch. Hartinger, F. Mayr, and A. Loidl, Phys. Rev. B **73**, 024408 (2006).
- [11] P. Calvani, M. Capizzi, F. Donato, S. Lupi, P. Maselli, and D. Peschiaroli, Phys. Rev. B **47**, 8917 (1993).
- [12] J. F. Schooley, W. R. Hosler, and M. L. Cohen, Phys. Rev. Lett. **12**, 474 (1964).
- [13] D. M. Eagles, M. Georgiev and P. C. Petrova, Phys. Rev. B **54**, 22 (1996).
- [14] C. Z. Bi, J. Y. Ma, J. Yan, X. Fang, B. R. Zhao, D. Z. Yao and X. G. Qiu, J. Phys.: Condens. Matter **18**, 2553 (2006).
- [15] J. L. M. van Mechelen, D. van der Marel, C. Grimaldi, A. B. Kuzmenko, N. P. Armitage, N. Reyren, H. Hagemann, and I. I. Mazin, Phys. Rev. Lett. **100**, 226403 (2008).
- [16] F. Gervais, J. L. Servoin, A. Baratoff, J. G. Bednorz and G. Binnig, Phys. Rev. B **47**, 8187 (1993).
- [17] C. Ang, Z. Yu, Z. Jing, P. Lunkenheimer and A. Loidl, Phys. Rev. B **61**, 3922 (2000).

- [18] J. Tempere and J. T. Devreese, Phys. Rev. B **64**, 104504 (2001).
- [19] J. T. Devreese and A. S. Alexandrov, Rep. Prog. Phys. **72**, 066501 (2009).
- [20] A. S. Alexandrov and J. T. Devreese, *Advances In Polaron Physics* (Springer, 2009).
- [21] D. M. Eagles, Phys. Rev. **181**, 1278 (1969).
- [22] D. M. Eagles, J. Phys. C **17**, 637 (1984).
- [23] D. M. Eagles and P. Lalouis, J. Phys. C **17**, 655 (1984).
- [24] D. M. Eagles, in *Physics of Disordered Materials*, edited by D. Adler (Plenum, New York, 1985), p. 357.
- [25] H. Fröhlich, Adv. Phys. **3**, 325 (1954).
- [26] H. G. Reik, Z. Phys. **203**, 346 (1967); in *Polarons in Ionic Crystals and Polar Semiconductors* (North-Holland, Amsterdam, 1972).
- [27] H. P. R. Frederikse, W. R. Thurber and W. R. Hosler, Phys. Rev. **134**, A442 (1964).
- [28] E. Ambler, J. H. Colwell, W. R. Hosler and J. F. Schooley, Phys. Rev. **148**, 280 (1966).
- [29] G. Iadonisi, V. Cataudella, G. De Filippis, and D. Ninno, Europhys. Lett., **41**, 309 (1998).
- [30] D. M. Eagles, R. P. S. M. Lobo, and F. Gervais, Phys. Rev. B **52**, 6440 (1995).
- [31] J. Devreese, J. De Sitter, and M. Goovaerts, Phys. Rev. B **5**, 2367 (1972).
- [32] V. L. Gurevich, I. G. Lang, and Yu. A. Firsov, Sov. Phys. Solid State **4**, 918 (1962).
- [33] J. Devreese, W. Huybrechts, and L. Lemmens, Phys. Status Solidi B **48**, 77 (1971).
- [34] E. Kartheuser, R. Evrard, and J. Devreese Phys. Rev. Lett. **22**, 94-97 (1969).
- [35] D. Emin, Phys. Rev. B **48**, 13691 (1993).
- [36] S. N. Klimin, V. M. Fomin, and J. T. Devreese, *to be published*.
- [37] S. N. Klimin, V. M. Fomin, F. Brosens, and J. T. Devreese, Phys. Rev. B **69**, 235324 (2004).
- [38] G. Verbist, F. M. Peeters, J. T. Devreese, Ferroelectrics **130**, 27 (1992).
- [39] N. Choudhury, E. J. Walter, A. I. Kolesnikov, and C.-K. Loong, Phys. Rev. B **77**, 134111 (2008).
- [40] Y. Toyozawa, in: *Polarons in Ionic Crystals and Polar Semiconductors*, North-Holland, Amsterdam (1972), pp. 1 – 27.
- [41] R. Zheng, T. Taguchi, and M. Matsuura, Phys. Rev. B **66**, 075327 (2002).
- [42] M. Born and K. Huang, *Dynamical Theory of Crystal Lattices* (Clarendon, Oxford, 1954).
- [43] R. P. Feynman, R. W. Hellwarth, C. K. Iddings, and P. M. Platzman, Phys. Rev. **127**, 1004 (1962).

- [44] F. M. Peeters and J. T. Devreese, Phys. Rev. B **28**, 6051 (1983).
- [45] X. Wu, F. M. Peeters, and J. T. Devreese, Phys. Rev. B **34**, 2621 (1986).
- [46] R. P. Feynman, Phys. Rev. **97**, 660 (1955).
- [47] L. F. Lemmens, J. T. Devreese, and F. Brosens, Phys. Stat. Sol. (b) **82**, 439 (1977).
- [48] G. D. Mahan, *Many-Particle Physics*, second edition (Plenum Press, 1990).
- [49] N.E. Phillips, B.B. Triplett, R.D. Clear, H.E. Simon, J.K. Hulm, C.K. Jones and R. Mazelsky, Physica **55**, 571 (1971).
- [50] J.L.M. van Mechelen (*to be published*)
- [51] J. T. Devreese, L. F. Lemmens, and J. Van Royen, Phys. Rev. B **15**, 1212 (1977).
- [52] J. Tempere and J. T. Devreese, Eur. Phys. J. B **20**, 27 (2001).
- [53] F. M. Peeters and J. T. Devreese, Phys. Rev. B **32**, 3515 (1985).
- [54] J. T. Devreese, F. Brosens, and L. F. Lemmens, Phys. Rev. B **21**, 1349 (1980); Phys. Rev. B **21**, 1363 (1980).

Appendix D: Notes on the polaron mobility

J. T. Devreese and S. N. Klimin

Here, we are focused on some important issues related to the polaron mobility. First, we discuss the polaron mobility in the weak-coupling regime on the basis of Ref. [143]. Several theoretical methods have been applied to study the transport properties of the Fröhlich polaron. The polaron mobility was calculated using various approaches: the calculation of the scattering amplitude [64], the kinetic equation [65], the Green's function technique, the Kubo formula [63, 66], the path-integral formalism [47, 48, 150].

A challenging difficulty is that, even for weak coupling and in the ohmic regime, there is a remarkable difference in the mobility as obtained via a relaxation-time approximation [62–65, 144], and as obtained via the path-integral formalism, worked out by Thornber and Feynman [48], and which is based on the Feynman polaron model [43].

At weak coupling and small electric field, the relaxation time result for the mobility [66] seems more reliable than the Thornber-Feynman result. This might be partly due to the deviation of the electron velocity distribution from a drifted Maxwellian as shown analytically [145] from the Boltzmann equation at weak electron-phonon coupling and low temperature in the steady state regime.

Because the Boltzmann equation is valid at weak electron-phonon coupling, and because of its intuitively transparent structure, this equation is an important tool to study transport properties of polarons for weak coupling. In Ref. [143], its solution is discussed in the ohmic regime and for the steady state. The mobility in the zero temperature limit from Ref. [143] is given by:

$$\mu|_{T \rightarrow 0} \rightarrow \frac{e}{2\alpha} \bar{N}^{-1}, \quad (\text{D1})$$

where \bar{N} is the average number of phonons. This is equivalent to the result from the relaxation-time approximation [65], which therefore holds in the zero-temperature limit.

An analytical solution of the Boltzmann equation at $T = 0$ was obtained in Ref. [146]. In Fig. 25, the mobility of a polaron in the weak-coupling regime, calculated using the exact solution of the Boltzmann equation [146] is calculated for InSb at $T = 77$ K and compared to the mobility from Ref. [48]. For weak electric fields the result of Ref. [146] is quite close to that of the polaron theory with a relaxation time but differs by the factor

$\frac{3}{2} \frac{k_B T}{\hbar \omega_0} \frac{1}{2.5}$ from [48]. These results seem to confirm the validity of a relaxation time approach for the electric field $E \rightarrow 0$ (at least for InSb at 77 K). Nevertheless, as pointed out in [147], a system of non-interacting polarons is not ergodic and this point should be examined carefully before definite conclusions can be drawn when $E \rightarrow 0$. In Ref. [148], arbitrary temperature and electric field are considered, and an exact recursion relation is obtained for the time-dependent expansion coefficients of the electron distribution function in terms of Legendre polynomials.

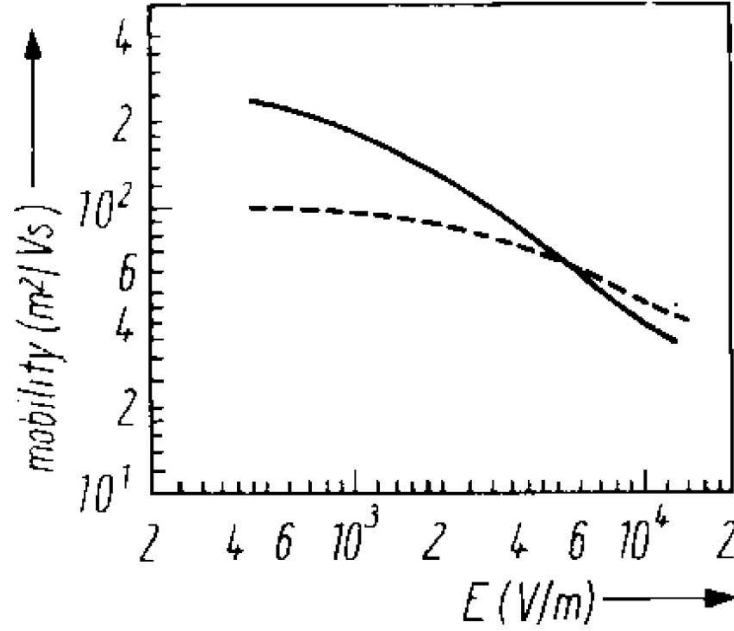


FIG. 25: Mobility of weak-coupling polarons, obtained from the exact solution of the Boltzmann equation [146] (solid line) and from [48] (dashed line). (After Ref. [147].)

The DC mobility of a polaron in the strong-coupling regime was investigated by Volovik *et al.* [149]. They showed that the interaction Hamiltonian corresponding to scattering of a phonon by a polaron can be separated in the strong-coupling limit with the aid of the transformations of Bogoliubov and Tyablikov in conjunction with the LLP canonical transformation. In the leading order in powers of the inverse coupling constant α^{-1} , the principal role in the scattering is played by two-phonon processes. In the system of units with $\hbar = 1$, the following result for the strong-coupling polaron mobility has been obtained:

$$\mu = \frac{\gamma}{m\omega_{LO}\alpha^2} \frac{T}{\omega_0} e^{\omega_0/T}, \quad (\text{D2})$$

with a numerical temperature-independent coefficient $\gamma \sim 1$.

The “ $\frac{3}{2}k_B T$ ” problem reveals a key distinction between the polaron mobility obtained in Refs. [47, 48, 150] and the other approaches. Also the other problem is worth discussing. The results of the approaches [63, 65, 66] are in agreement with each other. Therefore during a long time they were recognized well-established. Several works appeared in which the polaron mobility at low temperatures differs from the Kadanoff result by the numerical factor 3, e. g., Refs. [151, 152]. However, they have not yet attract a proper attention.

In the work by V. F. Los [151], the polaron mobility was calculated on the basis of Kubo’s formula using a Green’s superoperator technique. As stated in Ref. [151], the relaxation-time approximation [65] does not take into account the change in the electron velocity in all the electron-phonon scattering processes allowed by the energy and momentum conservation laws. The polaron mobility obtained in Ref. [151] gives the correct temperature dependence of the polaron mobility but exceeds the expression obtained by Kadanoff exactly by a factor 3.

Recently, this “factor 3” has been again confirmed using a rigorous derivation. An approach to the polaron mobility has been proposed by F. Brosens and D. Sels [153], based on the dynamics of the Wigner distribution function, using the kinetic equations derived in Refs. [154, 155].

In the paper [153], the mobility of the Fröhlich polaron is calculated within approach, based on the dynamics of the Wigner distribution function. The approach proposed by the authors is based on a path integral description of the Wigner distribution function. The time evolution of the electron distribution function $f(\mathbf{p}, t)$ in the electron-phonon system under an external time-dependent uniform electric field $\mathbf{E}(t)$ is governed by the generalized kinetic equation

$$\begin{aligned}
& \left(\frac{\partial}{\partial t} + e\mathbf{E}(t) \cdot \frac{d}{d\mathbf{p}} \right) f(\mathbf{p}, t) \\
&= \sum_{\mathbf{k}} \frac{2|\gamma(k)|^2}{\hbar^2} \iiint dt' d\mathbf{x}' d\mathbf{p}' \Theta(t' \leq t) f(\mathbf{p}', t') \\
& \times \left(\begin{aligned} & \left((n_B(\omega_k) + 1) \cos(\mathbf{k} \cdot (\mathbf{x} - \mathbf{x}') + \omega_k(t - t')) \right) \\ & + n_B(\omega_k) \cos(\mathbf{k} \cdot (\mathbf{x} - \mathbf{x}') - \omega_k(t - t')) \end{aligned} \right) \\
& \times \left(K_0\left(\mathbf{x}, \mathbf{p} - \frac{\hbar\mathbf{k}}{2}, t | \mathbf{x}', \mathbf{p}' + \frac{\hbar\mathbf{k}}{2}, t'\right) - K_0\left(\mathbf{x}, \mathbf{p} + \frac{\hbar\mathbf{k}}{2}, t | \mathbf{x}', \mathbf{p}' + \frac{\hbar\mathbf{k}}{2}, t'\right) \right) \quad (D3)
\end{aligned}$$

with the propagator

$$K_0(\mathbf{x}, \mathbf{p}, t | \mathbf{x}', \mathbf{p}', t') = \delta \left(\mathbf{p} - \mathbf{p}' - \int_{t'}^t e \mathbf{E}(\sigma) d\sigma \right) \times \delta \left(\mathbf{x} - \mathbf{x}' - \frac{\mathbf{p}'}{m} (t - t') - \int_{t'}^t \frac{e \mathbf{E}(\sigma)}{m} (t - \sigma) d\sigma \right). \quad (\text{D4})$$

Here, ω_k is the phonon frequency, $\gamma(k)$ is the amplitude of the electron-phonon interaction, and $n_B(\omega_k)$ is the free-phonon distribution function,

$$n_B(\omega_k) = \frac{1}{e^{\beta \hbar \omega_k} - 1}. \quad (\text{D5})$$

The key result of Ref. [153] is the mobility of a weak-coupling polaron given by formula (IV.4):

$$\sigma_{DC} = \frac{3e^2}{2\alpha m \omega_{LO}} e^{\beta \hbar \omega_{LO}}. \quad (\text{D6})$$

This expression differs by the factor 3 from the result by Kadanoff and Osaka [63, 65, 66]. Also the critical re-derivation of the polaron optical conductivity on the basis of the Feynman polaron model results in the optical conductivity

$$\sigma_{DC} = \frac{3e^2}{2\alpha m^* \omega_{LO}} e^{\beta \hbar \omega_{LO}} \quad (\text{D7})$$

that differs by the factor $\frac{2\hbar\omega_{LO}}{k_B T}$ from the FHIP polaron mobility.

V. F. Los derived the polaron mobility [151] on the basis of the Kubo formula and the Bogoliubov technique of an exact elimination of the phonon operators. The mobility was obtained in Ref. [151] both in the weak-coupling approximation and using the Feynman polaron model. The weak-coupling expression given in Ref. [151] by formula (18) is the same as (D3), i. e. three times larger than the Kadanoff polaron mobility.

The polaron mobility obtained in Ref. [151] using the Feynman polaron model, formula (36),

$$\mu^F = \frac{3e}{2\alpha} e^{\beta} \frac{e^{m_f/v}}{(m_f + 1)^{3/2}} \quad (\text{D8})$$

differs from (D7). However, the factor 3 with respect to the Kadanoff result is definitely present in (D8).

The key distinction between the derivation of the polaron mobility in Refs. [151, 153], on the one hand, and in Refs. [63, 65, 66] is the relaxation-time approximation (RTA) (see Ref. [60]). The RTA consists in disregarding the contribution of the so called “repopulation term” (using terminology of Ref. [60]) in the kinetic equation. RTA is used

in Refs. [63, 65, 66]. On the contrary, in Refs. [151, 153] there is no relaxation-time approximation. In Ref. [151], the parameter attributed to the relaxation time appears in a natural way quite rigorously. Moreover, in Ref. [153], the relaxation time does not appear at all.

The difference of the results by Los from the theory by Kadanoff and Osaka appears already at an intermediate stage. Los derived the evolution equation for the correlation function velocity-velocity $\langle v_\nu(0) v_\mu(\tau) \rangle$ [formula (9)], with the kernel function

$$\Gamma_\nu(\mathbf{p}) = 2\pi \sum_{\mathbf{k}} |V_{\mathbf{k}}|^2 \left(1 - \frac{v_\nu(\mathbf{p} - \mathbf{k})}{v_\nu(\mathbf{p})} \right) \times \{ (1 + N_{\mathbf{k}}) \delta(T(\mathbf{p}) - T(\mathbf{p} - \mathbf{k}) - \omega_{\mathbf{k}}) + N_{\mathbf{k}} \delta(T(\mathbf{p}) - T(\mathbf{p} - \mathbf{k}) + \omega_{\mathbf{k}}) \} \quad (\text{D9})$$

(the notations are in Ref. [151]).

The factor $[1 - v_\nu(\mathbf{p} - \mathbf{k})/v_\nu(\mathbf{p})]$ in the kernel function is an essential difference between the theory by Los and the theory by Osaka/Kadanoff. Without this factor, as checked in Ref. [151], the theory by Los would give the same result as the Kadanoff theory. This factor describes the change in the electron velocity in the electron-phonon scattering processes allowed by the energy and momentum conservation laws. It is important to note that in relaxation times of the kinetic equations corresponding to elastic scattering mechanisms (e. g., impurity scattering) or approximately elastic mechanisms (e. g., acoustic phonons), the factor $(1 - v'_\nu/v_\nu)$ is always present. In those kinetic equations, the second (subtracted) part, v'_ν/v_ν , comes from the aforesaid “re-population” term. This “re-population” term was neglected in Refs. [63, 65, 66]. It appears that the “re-population” term is in fact non-negligible. The analogous reasoning is developed in Ref. [153], where the “re-population” contribution to the kinetic equation is taken into account. It is shown in Ref. [153] that the neglect of the re-population term in the kinetic equation is an unwarranted approximation, because it *violates the particle number conservation*. The conclusions of Refs. [151, 153] are contrary to the assumption made in Refs. [63, 65, 66], where that term is neglected.

In Ref. [151], the expression (D9) for $\Gamma_\nu(\mathbf{p})$ arises here from the rigorous microscopic treatment. It is important to note that such a relaxation time was introduced phenomenologically in 1939 in [156], but in subsequent studies the expression without the factor describing the change in the velocity was obtained.

In Ref. [156], the relaxation time has been phenomenologically defined by:

$$\frac{1}{\tau} = - \sum_{\mathbf{q}} \left(\frac{\Delta k}{k} \right)_x \phi_{\mathbf{q}}(\mathbf{k}) \quad (\text{D10})$$

where $\phi_{\mathbf{q}}(\mathbf{k})$ is the probability per unit time that an electron with the wave number \mathbf{k} makes a collision with a lattice wave of wave number \mathbf{q} , and Δk is the average change of the x -component of the wave number k_x on each collision.

The factor

$$- \left(\frac{\Delta k}{k} \right)_x = \frac{k_x - k'_x}{k_x} = 1 - \frac{k'_x}{k_x}$$

entering (D10) has exactly the same meaning as the factor $\left(1 - \frac{v_{\nu}(\mathbf{p}-\mathbf{k})}{v_{\nu}(\mathbf{p})} \right)$ which appears in the work by Los [151] and ensures the particle number conservation. Without this factor, the formula

$$\frac{1}{\tau} = \sum_{\mathbf{q}} W_{\mathbf{q}}(\mathbf{k}) \quad (\text{D11})$$

gives the result of Refs. [63, 65, 66]. With this factor, the derivation reproduced in Ref. [158] gives the same relaxation time and mobility as in Ref. [151].

In the paper by B. I. Davydov and I. M. Shmushkevich [157], the derivation of the mean free path and the electron mobility in ionic crystal is performed using the parameters of the medium which are not immediately measurable. Later, Born and Huang in their *Dynamical Theory of Crystal Lattices* [129] introduced the description of optical phonons and the electron-LO phonon interaction using only observable parameters, such as high-frequency and static dielectric constants. At present, these notations are of common use. In the monograph by A. Anselm [158], the theory by Davydov and Shmushkevich has been reproduced using these contemporary notations. The physics of the approach by Davydov and Shmushkevich is described in Ref. [158] in the following way.

“At low temperatures the scattering is inelastic, and, therefore, general the relaxation time cannot be introduced with the aid of Boltzmann equation ... However, as was demonstrated by B. I. Davydov and I. M. Shmushkevich in 1940, in the low-temperature case as well the relaxation time can be introduced, provided a correct calculation procedure is followed.

Qualitatively this can be explained as follows. At low temperatures, when $k_B T \ll \hbar \omega_0$ the absolute majority of the electrons are able only to absorb the phonons. Such absorption of a phonon results in the electron going over to the energy interval from $\hbar \omega_0$ to $2\hbar \omega_0$. Such

an electron will immediately emit a phonon, because the ratio of the emission probability to the absorption probability is equal, according to (6.1), to $\frac{N_q+1}{N_q} \approx \exp\left(\frac{\hbar\omega_0}{k_B T}\right) \gg 1$. The variation of the electron energy in the result of such an absorption and an almost immediate emission of a phonon will be very small (only at the expense of the ω_0 vs q dependence), but the variation of wave vector will be substantial. This makes it possible to regard the electron scattering in a definite sense as elastic and to introduce the relaxation time.”

Remarkably, the phenomenological definition (D10) coincides with the Davydov-Shmushkevich formula for the inverse relaxation time. The resulting low-temperature relaxation time within the approach by Davydov and Shmushkevich is given by:

$$\tau = \frac{3\sqrt{2}}{2} \frac{\hbar^2 \varepsilon^*}{e^2 m_b^{1/2} (\hbar\omega_0)^{1/2}} \exp\left(\frac{\hbar\omega_0}{k_B T}\right). \quad (\text{D12})$$

with ε^* defined through the high-frequency and static dielectric constants:

$$\frac{1}{\varepsilon^*} = \frac{1}{\varepsilon_\infty} - \frac{1}{\varepsilon_0}. \quad (\text{D13})$$

The mobility is expressed through the relaxation time in the standard way:

$$\mu = \frac{e}{m_b} \tau. \quad (\text{D14})$$

Hence the mobility is:

$$\mu = \frac{3\sqrt{2}}{2} \frac{\hbar^2 \varepsilon^*}{e m_b^{3/2} (\hbar\omega_0)^{1/2}} \exp\left(\frac{\hbar\omega_0}{k_B T}\right). \quad (\text{D15})$$

Using the Fröhlich coupling constant α ,

$$\alpha = \frac{1}{2\varepsilon^*} \frac{e^2}{\hbar\omega_0} \left(\frac{2m_b\omega_0}{\hbar}\right)^{1/2}, \quad (\text{D16})$$

the mobility is transformed to the expression

$$\mu = \frac{3e}{2m_b\alpha\omega_0} \exp\left(\frac{\hbar\omega_0}{k_B T}\right). \quad (\text{D17})$$

This result is three times larger than the mobility obtained by many authors, e. g., Kadanoff.

In the recent paper [159], the alternative representation has been found for the optical conductivity described by the Kubo formula. The treatment is based on the expression for the optical conductivity:

$$\sigma(z) = \frac{i}{zV} [\Pi(z) - e^2 \Gamma] \quad (z = \Omega + i\delta, \delta \rightarrow +0) \quad (\text{D18})$$

where V is the system volume, e is the electronic charge, $\Pi(z)$ is the current-current correlation function,

$$\Pi(z) = -i \int_0^\infty dt e^{izt} \langle [J(t), J(0)] \rangle \quad (\text{D19})$$

and the coefficient Γ is determined through the correlation function in the Euclidean time:

$$e^2\Gamma = - \int_0^\beta d\tau \langle J(\tau) J(0) \rangle, \quad \beta = \frac{1}{k_B T}. \quad (\text{D20})$$

Here, the current operator is

$$J = -ev_x = -\frac{e}{m_b} p_x. \quad (\text{D21})$$

In the known expressions for the Kubo formula, Γ is given by explicit constants:

$$e^2\Gamma = -\frac{e^2}{m_b} \quad (\text{D22})$$

for a single electron with the band mass m_b (see, e. g., Ref. [50]).

In the memory-function representation, the polaron optical conductivity is given by formula (7) of Ref. [159]:

$$\sigma(z) = -\frac{i}{V} \frac{e^2\Gamma}{z + iM(z)}. \quad (\text{D23})$$

with the memory function $M(z)$. The equivalence relation (D22) is important for the sum rule [82] due to the following reasons. On the one hand, it is easily checked by hand that the expression (5.77) explicitly satisfies the sum rule given by formula (6) of Ref. [159]:

$$\int_{-\infty}^\infty \text{Re} \sigma(\Omega + i\delta) d\Omega = -\frac{\pi e^2\Gamma}{V}. \quad (\text{D24})$$

On the other hand, the polaron optical conductivity must satisfy the f -sum rule [82]:

$$\int_{-\infty}^\infty \text{Re} \sigma(\Omega + i\delta) d\Omega = \frac{1}{V} \frac{\pi e^2}{m_b}. \quad (\text{D25})$$

Thus the relation (D22) ensures the fulfilment of the f -sum rule for the polaron optical conductivity. When using exact polaron states, the integral in (D20) gives analytically e^2/m_b . However, any approximation for the polaron states may violate (D22) and consequently violate the f -sum rule.

The DC mobility of a Fröhlich polaron is obtained in Ref. [159] in the weak-coupling regime at low temperatures as $\mu = \frac{10}{3}\mu_{FHIP}$, i.e., the mobility differs by a numerical factor 10/3 from the result of FHIP [47] and by $5k_B T / (\hbar\omega_0)$ from the value obtained by Kadanoff.

Accounting for the above discussion, the fulfilment of the f -sum rule within the theory [159] and, consequently, the DC mobility need further verification.

In summary, the most reliable results for the mobility of a Fröhlich polaron are obtained in Refs. [151, 153]. It is proven in those works that the “re-population” term in the kinetic equation cannot be neglected, that leads to a significant change of the polaron mobility. Consequently, the results obtained in Refs. [151, 153] bring an important correction to the theory of the polaron response.

Appendix E: Selected publications on polarons in high-rating journals (Nature, Science, Physical Review Letters – 2005-2015)

1. *Method for Analyzing Second-Order Phase Transitions: Application to the Ferromagnetic Transition of a Polaronic System*, J. A. Souza, Yi-Kuo Yu, J. J. Neumeier, H. Terashita, and R. F. Jardim, Phys. Rev. Lett. **94**, 207209 (2005).

Abstract

A new method for analyzing second-order phase transitions is presented and applied to the polaronic system $\text{La}_{0.7}\text{Ca}_{0.3}\text{MnO}_3$. It utilizes heat capacity and thermal expansion data simultaneously to correctly predict the critical temperature's pressure dependence. Analysis of the critical phenomena reveals second-order behavior and an unusually large heat capacity exponent.

2. *Validity of the Franck-Condon Principle in the Optical Spectroscopy: Optical Conductivity of the Fröhlich Polaron*, G. De Filippis, V. Cataudella, A. S. Mishchenko, C. A. Perroni, and J. T. Devreese, Phys. Rev. Lett. **96**, 136405 (2006).

Abstract

The optical absorption of the Fröhlich polaron model is obtained by an approximation-free diagrammatic Monte Carlo method and compared with two new approximate approaches that treat lattice relaxation effects in different ways. We show that: (i) a strong coupling expansion, based on the Franck-Condon principle, well describes the optical conductivity for large coupling strengths ($\alpha > 10$); (ii) a memory function formalism with phonon broadened levels reproduces the optical response for weak coupling strengths ($\alpha < 6$) taking the dynamic lattice relaxation into account. In the coupling regime $6 < \alpha < 10$, the optical conductivity is a rapidly changing superposition of both Franck-Condon and dynamic contributions.

3. *Remanent Zero Field Spin Splitting of Self-Assembled Quantum Dots in a Paramagnetic Host*, C. Gould, A. Slobodskyy, D. Supp, T. Slobodskyy, P. Grabs, P. Hawrylak, F. Qu, G. Schmidt, and L. W. Molenkamp, Phys. Rev. Lett. **97**, 017202 (2006).
4. *Quantum Transport of Slow Charge Carriers in Quasicrystals and Correlated Systems*, Guy Trambly de Laissardière, Jean-Pierre Julien, and Didier Mayou, Phys. Rev. Lett. **97**, 026601 (2006).

Abstract

We show that the semiclassical model of conduction breaks down if the mean free path of charge carriers is smaller than a typical extension of their wave function. This situation is realized for sufficiently slow charge carriers and leads to a transition from a metalliclike to an insulatinglike regime when scattering by defects increases. This explains the unconventional conduction properties of quasicrystals and related alloys. The conduction properties of some heavy fermions or polaronic systems, where charge carriers are also slow, present a deep analogy.

5. *Occurrence of Intersubband Polaronic Repellons in a Two-Dimensional Electron Gas*, Stefan Butscher and Andreas Knorr, Phys. Rev. Lett. **97**, 197401 (2006).
6. *Subsecond Spin Relaxation Times in Quantum Dots at Zero Applied Magnetic Field Due to a Strong Electron-Nuclear Interaction*, R. Oulton, A. Greilich, S. Yu. Verbin, R. V. Cherbunin, T. Auer, D. R. Yakovlev, M. Bayer, I. A. Merkulov, V. Stavarache, D. Reuter, and A. D. Wieck, Phys. Rev. Lett. **98**, 107401 (2007).
7. *Exciton Dephasing in Quantum Dots due to LO-Phonon Coupling: An Exactly Solvable Model*, E. A. Muljarov and R. Zimmermann, Phys. Rev. Lett. **98**, 187401 (2007)
8. *Electron-Phonon Interaction and Charge Carrier Mass Enhancement in SrTiO₃*, J. L. M. van Mechelen, D. van der Marel, C. Grimaldi, A. B. Kuzmenko, N. P. Armitage, N. Reyren, H. Hagemann, and I. I. Mazin, Phys. Rev. Lett. **100**, 226403 (2008).

Abstract

We report a comprehensive THz, infrared and optical study of Nb-doped SrTiO₃ as well as dc conductivity and Hall effect measurements. Our THz spectra at 7 K show the presence of an unusually narrow ($< 2\text{meV}$) Drude peak. For all carrier concentrations the Drude spectral weight shows a factor of three mass enhancement relative to the effective mass in the local density approximation, whereas the spectral weight contained in the incoherent midinfrared response indicates that the mass enhancement is at least a factor two. We find no evidence of a particularly large electron-phonon coupling that would result in small polaron formation.

9. *Orbital and Charge-Resolved Polaron States in CdSe Dots and Rods Probed by Scanning Tunneling Spectroscopy*, Zhixiang Sun, Ingmar Swart, Christophe Delerue, Daniël Vanmaekelbergh, and Peter Liljeroth, Phys. Rev. Lett. **102**, 196401 (2009).

10. *Dynamical Response and Confinement of the Electrons at the LaAlO₃/SrTiO₃ Interface*, A. Dubroka, M. Rössle, K. W. Kim, V. K. Malik, L. Schultz, S. Thiel, C. W. Schneider, J. Mannhart, G. Herranz, O. Copie, M. Bibes, A. Barthélémy, and C. Bernhard, Phys. Rev. Lett. **104**, 156807 (2010).

Abstract

With infrared ellipsometry and transport measurements we investigated the electrons at the interface between LaAlO₃ and SrTiO₃. We obtained a sheet carrier concentration of $N_s \approx 5 - 9 \times 10^{13} \text{ cm}^{-2}$, an effective mass of $m^* = 3.2 \pm 0.4m_e$, and a strongly frequency dependent mobility. The latter are similar as in bulk SrTi_{1-x}Nb_xO₃ and therefore suggestive of polaronic correlations. We also determined the vertical concentration profile which has a strongly asymmetric shape with a rapid initial decay over the first 2 nm and a pronounced tail that extends to about 11 nm.

11. *Bipolaron and N-Polaron Binding Energies*, Rupert L. Frank, Elliott H. Lieb, Robert Seiringer, and Lawrence E. Thomas, Phys. Rev. Lett. **104**, 210402 (2010).

Abstract

The binding of polarons, or its absence, is an old and subtle topic. Here we prove two things rigorously. First, the transition from many-body collapse to the existence of a thermodynamic limit for N polarons occurs precisely at $U = 2\alpha$, where U is the electronic Coulomb repulsion and α is the polaron coupling constant. Second, if U is large enough, there is no multipolaron binding of any kind. Considering the known fact that there is binding for some $U > 2\alpha$, these conclusions are not obvious and their proof has been an open problem for some time.

12. *Polaronic Conductivity in the Photoinduced Phase of 1T-TaS₂*, N. Dean, J. C. Petersen, D. Fausti, R. I. Tobey, S. Kaiser, L. V. Gasparov, H. Berger, and A. Cavalleri, Phys. Rev. Lett. **106**, 016401 (2011).
13. *Spectroscopy of Single Donors at ZnO(0001) Surfaces*, Hao Zheng, Jörg Kröger, and Richard Berndt, Phys. Rev. Lett. **108**, 076801 (2012)
14. *Polarons in Suspended Carbon Nanotubes*, I. Snyman, and Yu. V. Nazarov, Phys. Rev. Lett. **108**, 076805 (2012)
15. *Two-Dimensional Polaronic Behavior in the Binary Oxides m-HfO₂ and m-ZrO₂*, K.

P. McKenna, M. J. Wolf, A. L. Shluger, S. Lany, and A. Zunger, Phys. Rev. Lett. **108**, 116403 (2012)

16. *Polaron-to-Polaron Transitions in the Radio-Frequency Spectrum of a Quasi-Two-Dimensional Fermi Gas*, Y. Zhang, W. Ong, I. Arakelyan, and J. E. Thomas, Phys. Rev. Lett. **108**, 235302 (2012)

Abstract

We measure radio-frequency spectra for a two-component mixture of a ^6Li atomic Fermi gas in a quasi-two-dimensional regime with the Fermi energy comparable to the energy level spacing in the tightly confining potential. Near the Feshbach resonance, we find that the observed resonances do not correspond to transitions between confinement-induced dimers. The spectral shifts can be fit by assuming transitions between noninteracting polaron states in two dimensions.

17. *Model of the Electron-Phonon Interaction and Optical Conductivity of $\text{Ba}_{1-x}\text{K}_x\text{BiO}_3$* , R. Nourafkan, F. Marsiglio, and G. Kotliar, Phys. Rev. Lett. **109**, 017001 (2012)
18. *p-Wave Polaron*, Jesper Levinsen, Pietro Massignan, Frédéric Chevy, and Carlos Lobo, Phys. Rev. Lett. **109**, 075302 (2012)
19. *Effect of Electron-Phonon Interaction Range for a Half-Filled Band in One Dimension*, Martin Hohenadler, Fakher F. Assaad, and Holger Fehske, Phys. Rev. Lett. **109**, 116407 (2012)
20. *Digital Quantum Simulation of the Holstein Model in Trapped Ions*, A. Mezzacapo, J. Casanova, L. Lamata, and E. Solano, Phys. Rev. Lett. **109**, 200501 (2012)
21. *Bilayers of Rydberg Atoms as a Quantum Simulator for Unconventional Superconductors*, J. P. Hague and C. McCormick, Phys. Rev. Lett. **109**, 223001 (2012)
22. *Relaxation Dynamics of the Holstein Polaron*, Denis Golež, Janez Bonča, Lev Vidmar, and Stuart A. Trugman, Phys. Rev. Lett. **109**, 236402 (2012)
23. *Quantum Simulation of Small-Polaron Formation with Trapped Ions*, Vladimir M. Stojanović, Tao Shi, C. Bruder, and J. Ignacio Cirac, Phys. Rev. Lett. **109**, 250501 (2012)

24. *Condensed-matter physics: Repulsive polarons found*, P. Hannaford, Nature **485**, 588 (2012)

Abstract

Quasiparticles known as repulsive polarons are predicted to occur when 'impurity' fermionic particles interact repulsively with a fermionic environment. They have now been detected in two widely differing systems. See Letters p.615 & p.619

25. *Quantum Breathing of an Impurity in a One-Dimensional Bath of Interacting Bosons*, Sebastiano Peotta, Davide Rossini, Marco Polini, Francesco Minardi, and Rosario Fazio, Phys. Rev. Lett. **110**, 015302 (2013)

Abstract

By means of the time-dependent density-matrix renormalization-group (TDMRG) method we are able to follow the real-time dynamics of a single impurity embedded in a one-dimensional bath of interacting bosons. We focus on the impurity breathing mode, which is found to be well described by a single oscillation frequency and a damping rate. If the impurity is very weakly coupled to the bath, a Luttinger-liquid description is valid and the impurity suffers an Abraham-Lorentz radiation-reaction friction. For a large portion of the explored parameter space, the TDMRG results fall well beyond the Luttinger-liquid paradigm.

26. *Measurement of Coherent Polarons in the Strongly Coupled Antiferromagnetically Ordered Iron-Chalcogenide $Fe_{1.02}Te$ using Angle-Resolved Photoemission Spectroscopy*, Z. K. Liu, R.-H. He, D. H. Lu, M. Yi, Y. L. Chen, M. Hashimoto, R. G. Moore, S.-K. Mo, E. A. Nowadnick, J. Hu, T. J. Liu, Z. Q. Mao, T. P. Devereaux, Z. Hussain, and Z.-X. Shen, Phys. Rev. Lett. **110**, 037003 (2013)

27. *Decoherence of a Single-Ion Qubit Immersed in a Spin-Polarized Atomic Bath*, L. Ratschbacher, C. Sias, L. Carcagni, J. M. Silver, C. Zipkes, and M. Köhl, Phys. Rev. Lett. **110**, 160402 (2013)

28. *Tunable Polaronic Conduction in Anatase TiO_2* , S. Moser, L. Moreschini, J. Jaćimović, O. S. Barišić, H. Berger, A. Magrez, Y. J. Chang, K. S. Kim, A. Bostwick, E. Rotenberg, L. Forró, and M. Grioni, Phys. Rev. Lett. **110**, 196403 (2013)

29. *Investigating Polaron Transitions with Polar Molecules*, Felipe Herrera, Kirk W. Madison, Roman V. Krems, and Mona Berciu, Phys. Rev. Lett. **110**, 223002 (2013)

Abstract

We determine the phase diagram of a polaron model with mixed breathing-mode and Su-Schrieffer-Heeger couplings and show that it has two sharp transitions, in contrast to pure models which exhibit one (for Su-Schrieffer-Heeger coupling) or no (for breathing-mode coupling) transition. We then show that ultracold molecules trapped in optical lattices can be used as a quantum simulator to study precisely this mixed Hamiltonian, and that the relative contributions of the two couplings can be tuned with external electric fields. The parameters of current experiments place them in the region where one of the transitions occurs. We also propose a scheme to measure the polaron dispersion using stimulated Raman spectroscopy.

30. *Electronic Instability in a Zero-Gap Semiconductor: The Charge-Density Wave in $(\text{TaSe}_4)_2$* , C. Tournier-Colletta, L. Moreschini, G. Autès, S. Moser, A. Crepaldi, H. Berger, A. L. Walter, K. S. Kim, A. Bostwick, P. Monceau, E. Rotenberg, O. V. Yazyev, and M. Grioni, Phys. Rev. Lett. **110**, 236401 (2013).
31. *Itinerant Ferromagnetism in a Polarized Two-Component Fermi Gas*, Pietro Massignan, Zhenhua Yu, and Georg M. Bruun, Phys. Rev. Lett. **110**, 230401 (2013).
32. *Suppression of the Hanle Effect in Organic Spintronic Devices*, Z. G. Yu, Phys. Rev. Lett. **111**, 016601 (2013).
33. *Energy and Contact of the One-Dimensional Fermi Polaron at Zero and Finite Temperature*, E. V. H. Doggen and J. J. Kinnunen, Phys. Rev. Lett. **111**, 025302 (2013).
34. *Measurement of the Femtosecond Optical Absorption of $\text{LaAlO}_3/\text{SrTiO}_3$ Heterostructures: Evidence for an Extremely Slow Electron Relaxation at the Interface*, Yasuhiro Yamada, Hiroki K. Sato, Yasuyuki Hikita, Harold Y. Hwang, and Yoshihiko Kanemitsu, Phys. Rev. Lett. **111**, 047403 (2013)

Abstract

The photocarrier relaxation dynamics of an n-type $\text{LaAlO}_3/\text{SrTiO}_3$ heterointerface is investigated using femtosecond transient absorption (TA) spectroscopy at low temperatures. In both $\text{LaAlO}_3/\text{SrTiO}_3$ heterostructures and electron-doped SrTiO_3 bulk crystals, the TA

spectrum shows a Drude-like free carrier absorption immediately after excitation. In addition, a broad absorption band gradually appears within 40 ps, which corresponds to the energy relaxation of photoexcited free electrons into self-trapped polaron states. We reveal that the polaron formation time is enhanced considerably at the $\text{LaAlO}_3/\text{SrTiO}_3$ heterointerface as compared to bulk crystals. Further, we discuss the interface effects on the electron relaxation dynamics in conjunction with the splitting of the t_{2g} subbands due to the interface potential.

35. Pauli Spin Blockade and the Ultrasmall Magnetic Field Effect, Jeroen Danon, Xuhui Wang, and Aurélien Manchon, *Phys. Rev. Lett.* **111**, 066802 (2013)
36. *Tkachenko Polarons in Vortex Lattices*, M. A. Caracanhas, V. S. Bagnato, and R. G. Pereira, *Phys. Rev. Lett.* **111**, 115304 (2013).
37. *Impurity Problem in a Bilayer System of Dipoles*, N. Matveeva and S. Giorgini, *Phys. Rev. Lett.* **111**, 220405 (2013).
38. *Single-Polariton Optomechanics*, Juan Restrepo, Cristiano Ciuti, and Ivan Favero, *Phys. Rev. Lett.* **112**, 013601 (2014)
39. *Ferromagnetism of a Repulsive Atomic Fermi Gas in an Optical Lattice: A Quantum Monte Carlo Study*, S. Pilati, I. Zintchenko, and M. Troyer, *Phys. Rev. Lett.* **112**, 015301 (2014)
40. *Ultrafast Photoemission Spectroscopy of the Uranium Dioxide UO_2 Mott Insulator: Evidence for a Robust Energy Gap Structure*, Steve M. Gilbertson, Tomasz Durakiewicz, Georgi L. Dakovski, Yinwan Li, Jian-Xin Zhu, Steven D. Conradson, Stuart A. Trugman, and George Rodriguez, *Phys. Rev. Lett.* **112**, 087402 (2014).
41. *Direct View at Excess Electrons in TiO_2 Rutile and Anatase*, Martin Setvin, Cesare Franchini, Xianfeng Hao, Michael Schmid, Anderson Janotti, Merzuk Kaltak, Chris G. Van de Walle, Georg Kresse, and Ulrike Diebold, *Phys. Rev. Lett.* **113**, 086402 (2014)

Abstract

A combination of scanning tunneling microscopy and spectroscopy and density functional theory is used to characterize excess electrons in TiO_2 rutile and anatase, two prototypical

materials with identical chemical composition but different crystal lattices. In rutile, excess electrons can localize at any lattice Ti atom, forming a small polaron, which can easily hop to neighboring sites. In contrast, electrons in anatase prefer a free-carrier state, and can only be trapped near oxygen vacancies or form shallow donor states bound to Nb dopants. The present study conclusively explains the differences between the two polymorphs and indicates that even small structural variations in the crystal lattice can lead to a very different behavior.

42. *Diagrammatic Monte Carlo Method for Many-Polaron Problems*, Andrey S. Mishchenko, Naoto Nagaosa, and Nikolay Prokof'ev, Phys. Rev. Lett. **113**, 166402 (2014)

Abstract

We introduce the first bold diagrammatic Monte Carlo approach to deal with polaron problems at a finite electron density nonperturbatively, i.e., by including vertex corrections to high orders. Using the Holstein model on a square lattice as a prototypical example, we demonstrate that our method is capable of providing accurate results in the thermodynamic limit in all regimes from a renormalized Fermi liquid to a single polaron, across the nonadiabatic region where Fermi and Debye energies are of the same order of magnitude. By accounting for vertex corrections, the accuracy of the theoretical description is increased by orders of magnitude relative to the lowest-order self-consistent Born approximation employed in most studies. We also find that for the electron-phonon coupling typical for real materials, the quasiparticle effective mass increases and the quasiparticle residue decreases with increasing the electron density at constant electron-phonon coupling strength.

43. *Polaron spin current transport in organic semiconductors*, Shun Watanabe, Kazuya Ando, Keehoon Kang, Sebastian Mooser, Yana Vaynzof, Hidekazu Kurebayashi, Eiji Saitoh, and Henning Sirringhaus, Nature Physics **10**, 308 (2014)
44. *Real Space Imaging of Spin Polarons in Zn-Doped $\text{SrCu}_2(\text{BO}_3)_2$* , M. Yoshida, H. Kobayashi, I. Yamauchi et al., Phys. Rev. Lett. **114**, 056402 (2015)
45. *Crossover from Super- to Subdiffusive Motion and Memory Effects in Crystalline Organic Semiconductors*, G. De Filippis, V. Cataudella, A.S. Mishchenko, N. Nagaosa, A. Fierro, and A. de Candia, Phys. Rev. Lett. **114**, 086601 (2015)

Abstract

The transport properties at finite temperature of crystalline organic semiconductors are investigated, within the Su-Schrieffer-Heeger model, by combining an exact diagonalization technique, Monte Carlo approaches, and a maximum entropy method. The temperature-dependent mobility data measured in single crystals of rubrene are successfully reproduced: a crossover from super- to subdiffusive motion occurs in the range $150 < T < 200\text{K}$, where the mean free path becomes of the order of the lattice parameter and strong memory effects start to appear. We provide an effective model, which can successfully explain features of the absorption spectra at low frequencies. The observed response to slowly varying electric field is interpreted by means of a simple model where the interaction between the charge carrier and lattice polarization modes is simulated by a harmonic interaction between a fictitious particle and an electron embedded in a viscous fluid.

46. *Mobility of Holstein Polaron at Finite Temperature: An Unbiased Approach*, A.S. Mishchenko, N. Nagaosa, G. De Filippis, A. de Candia, and V. Cataudella, Phys. Rev. Lett. **114**, 146401 (2015).

Abstract

We present the first unbiased results for the mobility μ of a one-dimensional Holstein polaron obtained by numerical analytic continuation combined with diagrammatic and worldline Monte Carlo methods in the thermodynamic limit. We have identified for the first time several distinct regimes in the $\lambda - T$ plane including a band conduction region, incoherent metallic region, an activated hopping region, and a high-temperature saturation region. We observe that although mobilities and mean free paths at different values of λ differ by many orders of magnitude at small temperatures, their values at T larger than the bandwidth become very close to each other.

47. *Band Structures of Plasmonic Polarons*, F. Caruso, H. Lambert, and F. Giustino, Phys. Rev. Lett. **114**, 146404 (2015)

Abstract

Using state-of-the-art many-body calculations based on the “GW plus cumulant” approach, we show that electron-plasmon interactions lead to the emergence of plasmonic polaron bands in the band structures of common semiconductors. Using silicon and group IV transition-metal dichalcogenide monolayers ($\text{AX}(2)$ with $\text{A} = \text{Mo}, \text{W}$ and $\text{X} = \text{S}, \text{Se}$) as prototypical examples, we demonstrate that these new bands are a general feature of systems charac-

terized by well-defined plasmon resonances. We find that the energy versus momentum dispersion relations of these plasmonic structures closely follow the standard valence bands, although they appear broadened and blueshifted by the plasmon energy. Based on our results, we identify general criteria for observing plasmonic polaron bands in the angle-resolved photoelectron spectra of solids.

48. *Long-lived photoinduced polaron formation in conjugated polyelectrolyte-fullerene assemblies*, R. C. Huber, A. S. Ferreira, R. Thompson *et al.*, Science **348**, 1340 (2015)
49. *Electron-Phonon Interactions, Metal-Insulator Transitions, and Holographic Massive Gravity*, M. Baggioli and O. Pujolas, Phys. Rev. Lett. **114**, 251602 (2015)

Abstract

Massive gravity is holographically dual to “realistic” materials with momentum relaxation. The dual graviton potential encodes the phonon dynamics, and it allows for a much broader diversity than considered so far. We construct a simple family of isotropic and homogeneous materials that exhibit an interaction-driven metal-insulator transition. The transition relates to the formation of polarons – phonon-electron quasibound states that dominate the conductivities, shifting the spectral weight above a mass gap. We characterize the polaron gap, width, and dispersion.

50. *Electron-Phonon Coupling in the Bulk of Anatase TiO_2 Measured by Resonant Inelastic X-Ray Spectroscopy*, S. Moser, S. Fatale, P. Krueger *et al.*, Phys. Rev. Lett. **115**, 096404 (2015).

Abstract

We investigate the polaronic ground state of anatase TiO_2 by bulk-sensitive resonant inelastic x-ray spectroscopy (RIXS) at the Ti L-3 edge. We find that the formation of the polaron cloud involves a single 95 meV phonon along the c axis, in addition to the 108 meV ab-plane mode previously identified by photoemission. The coupling strength to both modes is the same within error bars, and it is unaffected by the carrier density. These data establish RIXS as a directional bulk-sensitive probe of electron-phonon coupling in solids.

51. *Impurity in a Bose-Einstein Condensate and the Efimov Effect*, J. Levinsen, M. M. Parish, and G. M. Bruun, Phys. Rev. Lett. **115**, 125302 (2015).

52. *Decoherence of Impurities in a Fermi Sea of Ultracold Atoms*, M. Cetina, M. Jag, R. S. Lous, et al., Phys. Rev. Lett. **115**, 135302 (2015).
53. *Impurities in Bose-Einstein Condensates: From Polaron to Soliton*, S. Shadkhoo and R., Shahriar, Phys. Rev. Lett. **115**, 135305 (2015).

Abstract

We propose that impurities in a Bose-Einstein condensate which is coupled to a transversely laser-pumped multimode cavity form an experimentally accessible and analytically tractable model system for the study of impurities solvated in correlated liquids and the breakdown of linear-response theory. As the strength of the coupling constant between the impurity and the Bose-Einstein condensate is increased, which is possible through Feshbach resonance methods, the impurity passes from a large to a small polaron state, and then to an impurity-soliton state. This last transition marks the breakdown of linear-response theory.

54. *Quasiparticle Properties of a Mobile Impurity in a Bose-Einstein Condensate*, R. S. Christensen, J. Levinsen, and G. M. Bruun, Phys. Rev. Lett. **115**, 160401 (2015).

Abstract

We develop a systematic perturbation theory for the quasiparticle properties of a single impurity immersed in a Bose-Einstein condensate. Analytical results are derived for the impurity energy, effective mass, and residue to third order in the impurity-boson scattering length. The energy is shown to depend logarithmically on the scattering length to third order, whereas the residue and the effective mass are given by analytical power series. When the boson-boson scattering length equals the boson-impurity scattering length, the energy has the same structure as that of a weakly interacting Bose gas, including terms of the Lee-Huang-Yang and fourth order logarithmic form. Our results, which cannot be obtained within the canonical Frohlich model of an impurity interacting with phonons, provide valuable benchmarks for many-body theories and for experiments.

-
- [1] L. D. Landau, *Phys. Z. Sowjetunion* **3**, 664 (1933) [English translation in *Collected Papers*, Gordon and Breach, New York, 1965, pp. 67-68].
 - [2] S. I. Pekar, *Journal of Physics USSR* **10**, 341 (1946).
 - [3] S. I. Pekar, *Zh. Eksper. Teor. Fiz.* **16**, 341 (1946).
 - [4] J. T. Devreese, in *Lectures on the Physics of Highly Correlated Electron Systems VII*, edited A. Avella and F. Mancini Proceedings of the 7th Training Course in the Physics of Correlated Electron Systems&High-T_c Superconductors, Vietri sul Mare, Italy, October 14-16, 2002, AIP, Melville (2003), pp. 3 - 56.
 - [5] H. Fröhlich, *Adv. Phys.* **3**, 325 (1954).
 - [6] R. P. Feynman, R. B. Leiton and M. Sands, *The Feynman Lectures on Physics* (Addison-Wesley, 1972), Vol. II.
 - [7] E. Kartheuser, in *Polarons in Ionic Crystals and Polar Semiconductors* edited J. T. Devreese, North-Holland, Amsterdam (1972), pp. 717 - 733.
 - [8] M. Grynberg, S. Huant, G. Martinez, J. Kossut, T. Wojtowicz, G. Karczewski, J. M. Shi, F. M. Peeters, J. T. Devreese, *Phys. Rev. B* **54**, 1467 (1996).
 - [9] The spectra of the infrared-active LO (and TO) phonons in α -Al₂O₃ (sapphire) contain six modes. The values of the LO and TO phonon frequencies and of the high-frequency dielectric constants $\varepsilon_{\infty\parallel} = 3.072$, $\varepsilon_{\infty\perp} = 3.077$ are taken from Ref. [10]. Using these parameters and the electron band mass $m_b = 0.25m_e$ as estimated in Ref. [11], the effective value of the electron-phonon coupling constant α in Al₂O₃

has been calculated as

$$\alpha = \sum_j \alpha_j \left\langle \left(\mathbf{e}_j \cdot \frac{\mathbf{k}}{k} \right)^2 \right\rangle,$$

where \mathbf{e}_j is the polarization vector of the j -th LO-phonon branch, \mathbf{k} is the phonon wave vector, $\langle \rangle$ denote the angular averaging, and the coupling constants α_j for each branch are obtained using the method [12]. The resulting value of the polaron coupling constant is $\alpha \approx 1.25$

- [10] M. Schubert, T. E. Tiwald, and C. M. Herzinger, *Phys. Rev. B* **61**, 8187 (2000).
- [11] J. Shan, F. Wang, E. Knoesel, M. Bonn, and T. F. Heinz, *Phys. Rev. Lett.* **90**, 247401 (2003).

- [12] S. N. Klimin, V. M. Fomin, and J. T. Devreese, *to be published*.
- [13] J. W. Hodby, G. P. Russell, F. Peeters, J. T. Devreese, and D. M. Larsen, *Phys. Rev. Lett.* **58**, 1471 (1987).
- [14] The spectra of the LO (and TO) phonons in α -SiO₂ contain ten modes. The values of the LO and TO phonon frequencies are taken from Refs. [15, 16]. Using these frequencies and the value $\varepsilon_\infty = 2.40$ from Ref. [17] for the high-frequency dielectric constant, the effective value of the electron-phonon coupling constant α in SiO₂ has been calculated using the method of Ref. [12] as indicated in Ref. [9]. We use the estimated value of the electron band mass $m_b = 0.5m_e$ as in Refs. [18–20]. The resulting value of the polaron coupling constant is $\alpha \approx 1.59$.
- [15] F. Gervais and B. Piriou, *Phys. Rev. B* **11**, 3944 (1975).
- [16] J. L. Duarte, J. A. Sanjurjo, and R. S. Katiyar, *Phys. Rev. B* **36**, 3368 (1987).
- [17] S. T. Pantelides and W. A. Harrison, *Phys. Rev. B* **13**, 2667 (1976).
- [18] M. V. Fischetti, D. J. DiMaria, L. Dori, J. Batey, E. Tierney, and J. Stasiak, *Phys. Rev. B* **35**, 4404 (1987).
- [19] D. Arnold, E. Cartier, and D. J. DiMaria, *Phys. Rev. B* **49**, 10278 (1994).
- [20] P. Martin, S. Guizard, Ph. Daguzan, G. Petite, P. D'Oliveira, P. Meynadier, and M. Perdrix, *Phys. Rev. B* **55**, 5799 (1997).
- [21] I. Biaggio, R. W. Hellwarth, and J. P. Partanen, *Phys. Rev. Lett.* **78**, 891 (1997) (for $m_b/m_e = 2$).
- [22] G. Verbist, F. M. Peeters, and J. T. Devreese, *Ferroelectrics*, **130**, 27 (1992) (for $m_b/m_e = 2.6$).
- [23] S. I. Pekar, *Issledovanija po Ekelectronnoj Teorii Kristallov*, Gostekhizdat, Moskva, 1951 (in Russian) [German translation: *Untersuchungen über die Elektronentheorie der Kristalle*, Akademie Verlag, Berlin, 1951].
- [24] G. C. Kuper and G. D. Whitfield (eds.), *Polarons and Excitons*, Oliver and Boyd, Edinburgh, 1963.
- [25] J. Appel, in *Solid State Physics*, edited by F. Seitz, D. Turnbull, and H. Ehrenreich, Academic Press, New York, 1968, vol. 21, pp. 193-391.
- [26] J. T. Devreese (ed.), *Polarons in Ionic Crystals and Polar Semiconductors*, North-Holland, Amsterdam, 1972.

- [27] T. K. Mitra, A. Chatterjee, and S. Mukhopadhyay, *Phys. Rep.* **153**, 91 (1987).
- [28] J. T. Devreese, in *Encyclopedia of Applied Physics*, edited by G. L. Trigg, VCH, Weinheim, 1996, vol. 14, pp. 383 - 413.
- [29] A. S. Alexandrov and Sir Nevill Mott, *Polarons and Bipolarons*, World Scientific, Singapore, 1996.
- [30] A. S. Mishchenko, N. V. Prokof'ev, A. Sakamoto, and B. V. Svistunov, *Phys. Rev. B* **62**, 6317 (2000).
- [31] T. D. Lee, F. E. Low, and D. Pines, *Phys. Rev.* **90**, 297 (1953).
- [32] J. Röseler, *Phys. Stat. Sol.(b)* **25**, 311 (1968)
- [33] M. A. Smondyrev, *Teor. Math. Fiz.* **68**, 29 (1986) [English translation: *Theor. Math. Phys.* **68**, 653 (1986)]
- [34] O. V. Selyugin and M. A. Smondyrev, *Phys. Stat. Sol.(b)*
- [35] L. D. Landau and S. I. Pekar, *Zh. Eksper. Teor. Fiz.* **18**, 419 (1948)
- [36] N. N. Bogolubov and S. V. Tyablikov, *Zh. Eksp. i Teor. Fiz.* **19**, 256 (1949)
- [37] N. N. Bogolubov, *Ukr. Matem. Zh.* **2**, 3 (1950)
- [38] S. V. Tyablikov, *Zh. Eksp. i Theor. Phys.* **21**, 377 (1951)
- [39] R. Evrard, *Phys. Letters* **14**, 295 (1965)
- [40] S. J. Miyake, *J. Phys. Soc. Japan* **38**, 181 (1975)
- [41] J. T. Devreese and R. Evrard, *Phys. Letters* **11**, 278 (1964).
- [42] E. Kartheuser, R. Evrard, and J. Devreese, in *Optical Properties of Solids*, edited by E. D. Haidemenakis, Gordon and Breach, New York, 1970, pp. 433-459 (Table 1).
- [43] R. P. Feynman, *Phys. Rev.* **97**, 660 (1955).
- [44] J. T. Devreese and R. Evrard, in *Proceedings of the British Ceramic Society* **10**, 151 (1968).
- [45] J. T. Titantah, C. Pierleoni, and S. Ciuchi, *Phys. Rev. Lett.* **87**, 206406 (2001).
- [46] G. De Filippis, V. Cataudella, V. Marigliano Ramaglia, C. A. Perroni, and D. Bercioux, *Eur. Phys. J. B* **36**, 65 (2003).
- [47] R. P. Feynman, R. W. Hellwarth, C. K. Iddings, and P. M. Platzman, *Phys. Rev.* **127**, 1004 (1962).
- [48] K. K. Thornber and R. P. Feynman, *Phys. Rev. B* **1**, 4099 (1970)
- [49] E. Kartheuser, R. Evrard, and J. Devreese, *Phys. Rev. Lett.* **22**, 94 (1969).
- [50] J. T. Devreese, J. De Sitter, and M. Goovaerts, *Phys. Rev. B* **5**, 2367 (1972)

- [51] F. M. Peeters and J. T. Devreese *Phys. Rev. B* **34**, 7246 (1986).
- [52] V. Cataudella, G. De Filippis, and G. Iadonisi, *Eur. Phys. J. B* **12**, 17 (1999).
- [53] J. Tempere and J. T. Devreese, *Phys. Rev. B* **64**, 104504 (2001).
- [54] J. Devreese, R. Evrard, and E. Kartheuser, *Phys. Rev. B* **12** 3353 (1975).
- [55] W. Becker, B. Gerlach, H. Schliffke, *Phys. Rev. B* **28**, 5735 (1983).
- [56] F. M. Peeters, J. T. Devreese, *Phys. Rev. B* **31**, 6826 (1985).
- [57] Y. Osaka, *Prog. Theor. Phys.* **22**, 437 (1959).
- [58] J. T. Devreese, *Contribution to the polaron theory*, Ph.D. Thesis, KU Leuven, 1964.
- [59] J. T. Devreese and R. Evrard, in *Proceedings of the British Ceramic Society* **10**, 151 (1968).
Reprinted in: *Path Integrals and Their Applications in Quantum, Statistical, and Solid State Physics*, edited by G. J. Papadopoulos and J. T. Devreese, NATO ASI Series B, Physics, vol. 34, Plenum, New York, 1977, pp. 344-357.
- [60] F. M. Peeters and J. T. Devreese, in *Solid State Physics*, edited by F. Seitz and D. Turnbull, Academic Press, New York, 1984, vol. 38, pp. 81 - 133.
- [61] H. Fröhlich, *Proc. R. Soc. (London) Ser. A* **160**, 230 (1937).
- [62] D. J. Howarth and E. H. Sondheimer, *Proc. R. Soc. (London) Ser. A* **219**, 53 (1953).
- [63] Y. Osaka, *Progr. Theoret. Phys.* **25**, 517 (1961).
- [64] F. E. Low and D. Pines, *Phys. Rev.* **98**, 414 (1955).
- [65] L. P. Kadanoff, *Phys. Rev.* **130**, 1364 (1963).
- [66] D. C. Langreth and L. P. Kadanoff, *Phys. Rev.* **133**, A1070 (1964).
- [67] F.M. Peeters, J.T. Devreese, *Phys. Stat. Sol. (b)* **115**, 539 (1983).
- [68] R. W. Hellwarth and I. Biaggio, *Phys. Rev. B* **60**, 299 (1999).
- [69] F. C. Brown, in *Point Defects in Solids*, edited by J. H. Crawford and L. M. Slifkin, Plenum, New York, 1972, vol. 1, p. 537.
- [70] E. Hendry, F. Wang, J. Shan, T. F. Heinz, and M. Bonn, *Phys. Rev. B* **69**, 081101(R) (2004).
- [71] V. L. Gurevich, I. G. Lang, and Yu. A. Firsov, *Fiz. Tverd. Tela* **4**, 1252 (1962) [English translation: *Sov. Phys. — Solid St.* **4**, 918 (1962)].
- [72] G. D. Mahan, *Many-Particle Physics*, Kluwer/Plenum, New York, 2000.
- [73] J. Devreese, W. Huybrechts, and L. Lemmens, *Phys. Stat. Sol. (b)* **48**, 77 (1971).
- [74] H. Finkenrath, N. Uhle, and W. Waidelech, *Solid State Commun.* **7**, 11 (1969).
- [75] M. J. Goovaerts, J. De Sitter, and J. T. Devreese, *Phys. Rev.* **7**, 2639 (1973).

- [76] F. M. Peeters and J. T. Devreese, Phys. Rev. B **28**, 6051 (1983).
- [77] D. Forster, *Hydrodynamic Fluctuations, Broken Symmetry and Correlation Functions*, Benjamin, New York, 1975.
- [78] F. M. Peeters and J. T. Devreese, Phys. Rev. B **23**, 1936 (1981).
- [79] A. S. Mishchenko, N. Nagaosa, N. V. Prokof'ev, A. Sakamoto, and B. V. Svistunov, *Phys. Rev. Lett.* **91**, 236401 (2003).
- [80] W. Huybrechts and J.T. Devreese, Phys. Rev. B **8**, 5754 (1973).
- [81] D. M. Eagles, R. P. S. M. Lobo, and F. Gervais, *Phys. Rev. B* **52**, 6440 (1995).
- [82] J. T. Devreese, L. Lemmens, and J. Van Royen, Phys. Rev. B **15**, 1212 (1977).
- [83] L. F. Lemmens, J. De Sitter, and J. T. Devreese, Phys. Rev. B **8**, 2717 (1973).
- [84] F. M. Peeters, Wu Xiaoguang, J. T. Devreese, Phys. Rev. B **33**, 3926 (1986).
- [85] Wu Xiaoguang, F. M. Peeters, J. T. Devreese, Phys. Rev. B **31**, 3420 (1985).
- [86] F. M. Peeters, J. T. Devreese, Phys. Rev. B **36**, 4442 (1987).
- [87] F. M. Peeters, J. T. Devreese, Phys. Rev. B **28**, 6051 (1983).
- [88] J. T. Devreese, L. F. Lemmens, J. Van Royen, Phys. Rev. B **2**, 1212 (1977).
- [89] F. M. Peeters, J. T. Devreese, Solid State Phys. **38**, 81 (1984).
- [90] F. Brosens, S. N. Klimin, and J. T. Devreese, Phys. Rev. B **77**, 085308 (2008).
- [91] L. F. Lemmens, J. T. Devreese, and F. Brosens, Phys. Stat. Sol. (b) **82**, 439 (1977).
- [92] S. Lupi, P. Maselli, M. Capizzi, P. Calvani, P. Giura and P. Roy, Phys. Rev. Lett. **83**, 4852 (1999).
- [93] Ch. Hartinger, F. Mayr, J. Deisenhofer, A. Loidl, and T. Kopp, Phys. Rev. B **69**, 100403(R) (2004).
- [94] Ch. Hartinger, F. Mayr, A. Loidl, and T. Kopp, cond-mat/0406123.
- [95] D. Emin, Phys. Rev. B **48**, 13691 (1993).
- [96] G. P. Zhang, T. A. Callcott, G. T. Woods, L. Lin, B. Sales, D. Mandrus, and J. He, Phys. Rev. Lett. **88**, 077401 (2002).
- [97] T. Hotta, Phys. Rev. B **67**, 104428 (2003).
- [98] S. N. Klimin, V. M. Fomin, F. Brosens, and J. T. Devreese, Phys. Rev. B **69**, 235324 (2004).
- [99] L. F. Lemmens, F. Brosens, and J. T. Devreese, Phys. Rev. E **53**, 4467 (1996).
- [100] J. T. Devreese, S. N. Klimin, V. M. Fomin, and F. Brosens, Solid State Communications **114**, 305 (2000).

- [101] F. Brosens, J. T. Devreese, and L. F. Lemmens, Phys. Rev. E **55**, 227 (1997); **55**, 6795 (1997); **58**, 1634 (1998).
- [102] L. F. Lemmens, F. Brosens, and J. T. Devreese, Solid State Communications **109**, 615 (1999).
- [103] G. De Filippis, V. Cataudella and G. Iadonisi, Eur. Phys. J. B **8**, 339 (1999).
- [104] W.B. da Costa, N. Studart, Phys. Rev. B **47**, 6356 (1993).
- [105] F. Brosens, S. N. Klimin, and J. T. Devreese, Phys. Rev. B **71**, 214301 (2005).
- [106] S. N. Klimin, V. M. Fomin, F. Brosens, and J. T. Devreese, Physica E **22**, 494 (2004).
- [107] J. T. Devreese, in: *Fluctuating Paths and Fields* (World Scientific, Singapore, 2001), pp. 289-304.
- [108] G. Verbist, F. M. Peeters and J. T. Devreese, Phys. Rev. B **43**, 2712 (1991).
- [109] M. A. Smondyrev, G. Verbist, F. M. Peeters, and J. T. Devreese, Phys. Rev. B **47**, 2596 (1993).
- [110] N. I. Kashirina, V. D. Lakhno, and V. V. Sychyov, Phys. Stat. Sol. (b) **239**, 174 (2003).
- [111] J. Tempere, S. N. Klimin, I. F. Silvera, J. T. Devreese, Eur. Phys. J. **32**, 329 (2003).
- [112] A.P. Volodin, M.S. Khaikin, and V.S. Edelman, JETP Lett. **26**, 543 (1977); U. Albrecht and P. Leiderer, Europhys. Lett. **3**, 705 (1987).
- [113] V.B. Shikin, JETP Lett. **27**, 39 (1978); M.M. Salomaa and G.A. Williams, Phys. Rev. Lett. **47**, 1730 (1981).
- [114] I.F. Silvera, Bull. Am. Phys. Soc. **46**, 1016 (2001).
- [115] J. Tempere, I.F. Silvera, and J.T. Devreese, Phys. Rev. Lett. **87**, 275301 (2001).
- [116] S. Fratini and P. Qu  merais, Eur. Phys. J. B **14**, 99 (2000).
- [117] F. Lindemann, Z. Phys. **11**, 609 (1910); C.M. Care and N.H. March, Adv. Phys. **24**, 101 (1975).
- [118] C.C. Grimes and G. Adams, Phys. Rev. Lett. **42**, 795 (1979).
- [119] V.M. Bedanov and F.M. Peeters, Phys. Rev. B **49**, 2667 (1994).
- [120] L.P. Gor'kov and D.M. Chernikova, Pis'ma Zh. Eksp. Teor. Fiz. **18**, 119 (1973) [JETP Lett. **18**, 68 (1973)].
- [121] J. Tempere, I.F. Silvera, and J.T. Devreese, Phys. Rev. B **67**, 035402 (2003).
- [122] D.S. Fisher, B.I. Halperin, and P.M. Platzman, Phys. Rev. Lett. **42**, 798 (1979).
- [123] G. Deville *et al.*, Phys. Rev. Lett. **53**, 588 (1984).
- [124] S. N. Klimin and J. T. Devreese (*to be published*).

- [125] J. T. Devreese and A. S. Alexandrov, Rep. Prog. Phys. **72**, 066501 (2009); A. S. Alexandrov and J. T. Devreese, *Advances in Polaron Physics* (Springer, 2009).
- [126] B. E. Sernelius, Phys. Rev. B **48**, 7043 (1993).
- [127] G. De Filippis, V. Cataudella, A. S. Mishchenko, C. A. Perroni, and J. T. Devreese, Phys. Rev. Lett. **96**, 136405 (2006).
- [128] G. R. Allcock, in *Polarons and Excitons*, edited by C. G. Kuper and G. D. Whitfield (Oliver and Boyd, Edinburgh, 1963), pp. 45 – 70.
- [129] M. Born and K. Huang, *Dynamical theory of crystal lattices* (Oxford University Press, 2007).
- [130] Yu. E. Perlin, Sov. Physics. Uspekhi. **6**, 542 (1964).
- [131] H. Jahn and E. Teller, Proc. R. Soc. London A **161**, 220 (1937).
- [132] H. Kleinert, *Path Integrals in Quantum Mechanics, Statistics, Polymer Physics, and Financial Markets* (5th edition, World Scientific, Singapore 2009).
- [133] V. M. Fomin, V. N. Gladilin, J. T. Devreese, E. P. Pokatilov, S. N. Balaban, and S. N. Klimin, Phys. Rev. B **57**, 2415 (1998).
- [134] E. N. Myasnikov, A. E. Myasnikova, and Z. P. Mastropas, Physics of the Solid State **48**, 1046 (2006).
- [135] H. Spohn, Phys. Rev. B **33**, 8906 (1986); Ann. Phys. **175**, 278 (1987).
- [136] G. Wellein, H. Röder, and H. Fehske, Phys. Rev. B **53**, 9666 (1996).
- [*] This work was presented at the 10th International Conference “Path Integrals – 2010”, July 11 – 16, 2010, Washington DC, USA.
- [138] N. N. Bogoliubov and N. N. Bogoliubov, Jr., *Some Aspects of Polaron Theory*. In: *Lecture Notes in Physics* vol. 4, World Scientific, Singapore (1988).
- [139] K. Yamazaki, J. Phys. A **16**, 3675 (1983).
- [140] V. Cataudella, G. De Filippis, and C. A. Perroni, in *Polarons in Advanced Materials*, Springer Series in Materials Science , Vol. 103, Edited by A. S. Alexandrov (Canopus and Springer, Bath, UK, 2007), pp. 149 – 189.
- [141] J. T. Devreese and F. Brosens, Phys. Rev. B **45**, 6459 (1992).
- [142] Y. Lépine and M. Charbonneau, Phys. Status Solidi B **122**, 151 (1984); Y. Frongillo and Y. Lépine, Phys. Rev. B **40**, 3570 (1989).
- [143] J. T. Devreese and F. Brosens, Phys. Stat. Sol. (b) **108**, K29 (1981).
- [144] T. D. Schultz, Phys. Rev. **116**, 596 (1959).

- [145] J. T. Devreese and R. Evrard, Phys. Stat. Sol. (b) **78**, 85 (1976).
- [146] J. T. Devreese, R. Evrard, and E. Kartheuser, Phys. Stat. Sol. (b) **90**, K73 (1978).
- [147] J. T. Devreese and R. Evrard, in: *Linear and Nonlinear Electron Transport in Solids* (Plenum Press, New York, 1978).
- [148] F. Brosens and J. T. Devreese, Phys. Stat. Sol. (b) **111**, 591 (1982).
- [149] G. E. Volovik, V. I. Melnikov, and V. M. Edelshtein, JETP Letters **18**, 138 (1973).
- [150] K. K. Thornber, *Phys. Rev. B* **3**, 1929 (1971).
- [151] V. F. Los, Theor. and Math. Phys. **60**, 703 (1984).
- [152] S. A. Sokolovsky, Theoretical and Mathematical Physics, **168**, 1150 (2011).
- [153] D. Sels and F. Brosens, Phys. Rev. E **89**, 012124 (2014).
- [154] D. Sels, F. Brosens, and W. Magnus, Physica A **392**, 326 (2013).
- [155] D. Sels and F. Brosens, Phys. Rev. E **88**, 042101 (2013).
- [156] H. Fröhlich and N. F. Mott, Proc. R. Soc. London, Ser. A **171**, 496 (1939).
- [157] B. I. Davydov and I. M. Shmushkevich, Uspekhi Fiz. Nauk **24**, 21 (1940).
- [158] A. Anselm, *Introduction to Semiconductor Theory* (English translation: Prentice Hall, 1981).
- [159] G. De Filippis, V. Cataudella, A. de Candia, A. S. Mishchenko, and N. Nagaosa, Phys. Rev. B **90**, 014310 (2014).