

Bit Recycling for Scaling Random Number Generators

Andrea C. G. Mennucci *

February 16, 2022

Abstract

Many random number generators (RNG) are available nowadays; they are divided in two categories, *hardware RNG*, that provide “true” random numbers, and *algorithmic RNG*, also known as pseudo random number generators (PRNG). Both types usually generate random numbers $(X_n)_n$ as independent uniform samples in a range $0, \dots, 2^b - 1$, with $b = 8, 16, 32$ or $b = 64$. In applications, it is instead sometimes desirable to draw random numbers as independent uniform samples $(Y_n)_n$ in a range $1, \dots, M$, where moreover M may change between drawings. Transforming the sequence $(X_n)_n$ to $(Y_n)_n$ is sometimes known as *scaling*. We discuss different methods for scaling the RNG, both in term of mathematical efficiency and of computational speed.

Keywords: *random number generation, uniform distribution, computational speed, entropy*
MSC 60-04

1 Introduction

We consider the following problem. We want to generate a sequence of random numbers $(Y_n)_n$ with a specified probability distribution, using as input a sequence of random numbers $(X_n)_n$ uniformly distributed in a given range. There are various methods available; these methods involve transforming the input in some way; for this reason, these methods work equally well in transforming both pseudo-random and true random numbers. One such method, called the acceptance-rejection method, involves designing a specific algorithm, that pulls random numbers, transforms them using a specific function, tests whether the result satisfies a condition: if it is, the value is accepted; otherwise, the value is rejected and the algorithm tries again.

This kind of method has a defect, though: if not carefully implemented, it throws away many inputs. Let’s see a concrete example. We suppose that we are given a random number generator (RNG) that produces random bits, evenly distributed, and independent¹. We want to produce a random number R in the range $\{1, 2, 3\}$, uniformly distributed and independent. Consider the following method.

Example 1. *We draw two random bits; if the sequence is 11, we throw it away and draw two bits again; otherwise we return the sequence as R , mapping 00, 01, 10 to 1, 2, 3.*

This is rather wasteful! The entropy in the returned random R is $\log_2(3) = 1.585$ bits; there is a $1/4$ probability that we throw away the input, so the expected number of (pair of tosses) is $4/3$ and then expected number of input bits is $8/3$; all together we are effectively using only

$$\frac{\log_2(3)}{8/3} = 59\%$$

of the input.

*Andrea C. G. Mennucci, Scuola Normale Superiore, Pisa, Italy andrea.mennucci@sns.it

¹For example, repeatedly tossing a coin with the faces labeled 0, 1.

The waste may be consider as an unnecessary slowdown of the RNG: if the RNG can generate 1 bit in $1\mu s$, then, after the example procedure, the rate has decreased to $1.6\mu s$ per bit. Since a lot of effort was put in designing fast RNG in the near past, then slowing down the rate by +60% is simply unacceptable.

Another problem in the example method above is that, although it is quite unlikely, we can have a very long run of "11" bits. This means that we cannot guarantee that the above procedure will generate the next number in a predetermined amount of time.

There are of course better solutions, as this *ad hoc method*.

Example 2. (From [1]) ² We draw eight random bits, and consider them as a number x in the range $0 \dots 255$; if the number is more than $3^5 - 1 = 242$, we throw it away and draw eight bits again; otherwise we write x as five digits in base 3 and return these digits as 5 random samples.

This is much more efficient! The entropy in the returned five samples is $5 \log_2(3) = 7.92\text{bits}$; there is a $13/256$ probability that we throw away the input, so the expected number of 8-tuples of inputs is $256/253$ and then expected number of input bits is $2048/253$; all together we are now using

$$\frac{5 \log_2(3)}{2048/253} = 97\%$$

of the input.

In this paper we will provide a mathematical proof (section 2), and discuss some method (section 3), to optimize the scaling of a RNG. Eventually we discuss their efficiency, and present numerical speed tests.

Remark 3. A different approach may be to use a decompressing algorithm. Indeed, e.g., the arithmetic encoder decoding algorithm, can be rewritten to decode a stream of bits to an output of symbols with prescribed probability distributions ³. Unfortunately, it is quite difficult to mathematically prove that such an approach really does transform a stream of independent equidistributed bits into an output of independent random variables. Also, the arithmetic encoder is complex, and this complexity would slow down the RNG, defeating one of the goals. (Moreover, the arithmetic encoder was originally patented.)

A note on notations. In all of the paper, ns is a *nanosecond*, that is 10^{-9} seconds. When x is a real number, $\lfloor x \rfloor = \text{floor}(x)$ is the largest integer that is less or equal than x .

2 Process splitting

Let $\mathbb{N} = \{0, 1, 2, 3, 4, 5 \dots\}$ be the set of natural numbers.

Let $(\Omega, \mathcal{A}, \mathbb{P})$ a probability space, let (E, \mathcal{E}) be a measurable space, and \bar{X} a process of i.i.d. random variables $(X_n)_{n \in \mathbb{N}}$ defined on $(\Omega, \mathcal{A}, \mathbb{P})$ and each taking values in (E, \mathcal{E}) . We fix an event $S \in \mathcal{E}$ such that $\mathbb{P}\{X_i \in S\} \neq 0, 1$; we define $p_S \stackrel{\text{def}}{=} \mathbb{P}\{X_i \in S\}$.

We define a formal method of process splitting/unsplitting.

The **splitting** of \bar{X} is the operation that generates three processes $\bar{B}, \bar{Y}, \bar{Z}$, where $\bar{B} = (B_n)_{n \in \mathbb{N}}$ is an i.i.d. Bernoulli process with parameter p_S , and $\bar{Y} = (Y_n)_{n \in \mathbb{N}}$ and $\bar{Z} = (Z_n)_{n \in \mathbb{N}}$ are processes taking values respectively in S and $E \setminus S$. The **unsplitting** is the opposite operation. These operations can be algorithmically and intuitively described by the pseudocode in Figure 1 on the following page (where processes are thought of as *queues of random variables*).

The fact that the *splitting* operation is invertible implies that no entropy is lost when splitting. We will next show a very important property, namely, that the splitting operation preserves probabilistic independence.

²Actually, we had independently discovered the method here described; after writing this paper, though, we found it described in [1]; [1] is not a scientific publication, but rather a post in math blog, anyway it deserves credit.

³If interested, I have the code somewhere in the closet

$\bar{X} \mapsto (\bar{B}, \bar{Y}, \bar{Z})$	$(\bar{B}, \bar{Y}, \bar{Z}) \mapsto \bar{X}$
procedure SPLITTING(\bar{X}) initialize three empty queues $\bar{B}, \bar{Y}, \bar{Z}$ repeat pop X from \bar{X} if $X \in S$ then push 1 onto \bar{B} push X onto \bar{Y} else push 0 onto \bar{B} push X onto \bar{Z} end if until forever end procedure	procedure UNSPLITTING($(\bar{B}, \bar{Y}, \bar{Z})$) initialize the empty queue \bar{X} repeat pop B from \bar{B} if $B = 1$ then pop Y from \bar{Y} push Y onto \bar{X} else pop Z from \bar{Z} push Z onto \bar{X} end if until forever end procedure

Figure 1: Splitting and unsplitting.

2.1 Mathematical formulation

We now rewrite the above idea in a purely mathematical formulation.

We define the Bernoulli process $(B_n)_{n \in \mathbb{N}}$ by

$$B_n \stackrel{\text{def}}{=} \begin{cases} 1 & X_n \in S \\ 0 & X_n \notin S \end{cases} \quad (1)$$

and the **times of return to success** as

$$U_0 = \min\{k : k \geq 0, B_k = 1\} \quad (2)$$

$$U_n = \min\{k : k \geq 1 + U_{n-1}, B_k = 1\}, \quad n \geq 1 \quad (3)$$

whereas the **times of return to unsuccess** are

$$V_0 = \min\{k : k \geq 0, B_k = 0\} \quad (4)$$

$$V_n = \min\{k : k \geq 1 + U_{n-1}, B_k = 0\}, \quad n \geq 1 \quad (5)$$

it is well known that $(U_n), (V_n)$ are (almost certainly) well defined and finite.

We eventually define the processes $(Y_n)_{n \in \mathbb{N}}$ and $(Z_n)_{n \in \mathbb{N}}$ by

$$Y_n = X_{U_n} \quad Z_n = X_{V_n} \quad (6)$$

Theorem 4. Assume that \bar{X} is a process of i.i.d. random variables. Let μ be the law of X_1 . We prove what follows.

- The random variables B_n, Y_n, Z_n are independent.
- The variables of the same type are identically distributed: the variables B_n have parameter $\mathbb{P}\{B_n = 1\} = p_S$; the variables Y_n have law $\mu(\cdot \mid S)$; the variables Z_n have law $\mu(\cdot \mid E \setminus S)$.

Proof. It is obvious that \bar{B} is a Bernoulli process of independent variables with parameter $\mathbb{P}\{B_n = 1\} = p_S$.

Let $K, M \geq 1$ integers. Let $u_0 < u_1 < \dots < u_K$ and $v_0 < v_1 < \dots < v_M$ be integers, and consider the event

$$A \stackrel{\text{def}}{=} \{U_0 = u_0, \dots, U_K = u_K, V_0 = v_0, \dots, V_M = v_M\} \quad (7)$$

If $A \neq \emptyset$ then

$$A = \{B_0 = b_0, \dots, B_N = b_N\} \quad (8)$$

where $N = \max\{u_K, v_M\}$ and $b_j \in \{0, 1\}$ are suitably chosen. Indeed, supposing that $N = u_K > v_M$, then we use the success times, and set that $b_j = 1$ iff $j = u_k$ for a $k \leq K$; whereas supposing that $N = v_M > u_K$, then we use the unsuccess times, and set that $b_j = 0$ iff $j = v_m$ for a $m \leq M$.

Let $\mathcal{F}_{K,M}$ be the family of all above events A defined as per equation (7), for different choices of $(u_i), (v_j)$; let

$$\mathcal{F} = \bigcup_{K,M \geq 1} \mathcal{F}_{K,M} ;$$

let $\mathcal{A}^{\overline{B}} \subset \mathcal{A}$ be the sigma algebra generated by the process \overline{B} .

The above equality (8) proves that \mathcal{F} is a *base* for $\mathcal{A}^{\overline{B}}$: it is stable by finite intersection, and it generates the sigma algebra $\mathcal{A}^{\overline{B}}$.

Consider again $K, M \geq 1$ integers, and events $F_i, G_j \in \mathcal{E}$ for $i = 0, \dots, K, j = 0, \dots, M$, and the event

$$C = \{Y_0 \in F_0, \dots, Y_K \in F_K, Z_0 \in G_0, \dots, Z_M \in G_M\} \in \mathcal{A} ;$$

let $A \in \mathcal{F}_{K,M}$ non empty; we want to show that

$$\mathbb{P}(C \mid A) = \mathbb{P}(C)$$

this will prove that $(\overline{Y}, \overline{Z})$ are independent of \overline{B} , by arbitrariness of $(F_i), (G_j), K, M$ and since \mathcal{F} is a base for $\mathcal{A}^{\overline{B}}$.

We fix $(u_i), (v_j)$ and define A as in equation (7); we let $N = \max\{u_K, v_M\}$ and define (b_n) as explained after equation (8). By defining

$$S^1 \stackrel{\text{def}}{=} S, S^0 \stackrel{\text{def}}{=} E \setminus S$$

for notation convenience, we can write equation (8) as

$$A = \{X_0 \in S^{b_0}, \dots, X_N \in S^{b_N}\} .$$

Let $E_0 \dots E_N \in \mathcal{E}$ be defined by

$$E_n \stackrel{\text{def}}{=} \begin{cases} F_k & \text{if } n = u_k \text{ for a } k \leq K \\ G_m & \text{if } n = v_m \text{ for a } m \leq M \\ E & \text{else} \end{cases}$$

then we compute

$$\begin{aligned} \mathbb{P}(C \mid A) &= \mathbb{P}(\{X_{u_0} \in F_0, \dots, X_{u_K} \in F_K, X_{v_0} \in G_0, \dots, X_{v_M} \in G_M\} \mid \{X_0 \in S^{b_0}, \dots, X_N \in S^{b_N}\}) = \\ &= \frac{\mathbb{P}\{X_{u_0} \in F_0, \dots, X_{u_K} \in F_K, X_{v_0} \in G_0, \dots, X_{v_M} \in G_M, X_0 \in S^{b_0}, \dots, X_N \in S^{b_N}\}}{\mathbb{P}\{X_0 \in S^{b_0}, \dots, X_N \in S^{b_N}\}} = \\ &= \frac{\prod_{n=0}^N \mathbb{P}\{X_n \in S^{b_n} \cap E_n\}}{\prod_{n=0}^N \mathbb{P}\{X_n \in S^{b_n}\}} = \prod_{n=0}^N \mathbb{P}(X_n \in E_n \mid X_n \in S^{b_n}) = \\ &= \prod_{k=0}^K \mu(F_k \mid S^1) \prod_{m=0}^M \mu(G_m \mid S^0) ; \end{aligned}$$

the last equality is due to the fact that: when $n = u_k$ then $b_n = 1$, when $n = v_m$ then $b_n = 0$, and for all other n we have $E_n = E$. Since the last term does not depend on A , that is, on $(u_i), (v_j)$, we obtain that $(\overline{Y}, \overline{Z})$ are independent of \overline{B} .

```

1: initialize the static integer variables  $m = 1$  and  $r = 0$ 
2: procedure UNIFORM RANDOM BY BIT RECYCLING( $n$ )
3:   repeat
4:     while  $m < N$  do ▷ fill in the state
5:        $r := 2 * r + \text{NextBit}()$ ;
6:        $m := 2 * m$ ; ▷  $r$  is a random variable of modulus  $m$ 
7:     end while
8:      $q := \lfloor m / n \rfloor$ ; ▷ integer division, rounded down
9:     if  $r < n * q$  then
10:       $d := r \bmod n$  ▷ remainder, is a random variable of modulus  $n$ 
11:       $r := \lfloor r / n \rfloor$  ▷ quotient, is random variable of modulus  $q$ 
12:       $m := q$ 
13:      return  $d$ 
14:     else
15:       $r := r - n * q$  ▷  $r$  is still a random variable of modulus  $m$ 
16:       $m := m - n * q$  ▷ the procedure loops back to line 3
17:     end if
18:   until forever
19: end procedure

```

Figure 2: Algorithm “uniform random by bit recycling”.

The above equality then also shows that

$$\mathbb{P}\{Y_0 \in F_0, \dots, Y_K \in F_K, Z_0 \in G_0, \dots, Z_M \in G_M\} = \prod_{k=0}^K \mu(F_k \mid S) \prod_{m=0}^M \mu(G_m \mid S^c)$$

and this implies that \bar{Y}, \bar{Z} are processes of independent variables, distributed as in the thesis. By associativity of the independence, we conclude that the random variables B_n, Y_n, Z_n are independent. \square

3 Recycling in uniform random number generation

We now restrict our attention to the generation of independent uniformly distributed integer valued random variables. We will say that R is a *random variable of modulus M* when R is uniformly distributed in the range $0, \dots, (M - 1)$. We will present some different algorithms that process as input a sequence of independent bits, and output a sequence of independent random variables of modulus M ; we will call them **uniform random functions** (URF for short).

We present an algorithm, that we had thought of, and then found (different implementation, almost identical idea) in [1]. We present the latter implementation.

The following algorithm **Uniform random by bit recycling** in Figure 2, given n , will return a random variable of modulus n ; note that n can change between different calls to the algorithm.

It uses two internal integer variables, m and r , which are not reset each time the algorithm is called (in C, you would declare them as “static”). Initially, $m = 1$ and $r = 0$.

The algorithm has an internal constant parameter N , which is a large integer such that $2N$ can still be represented exactly in the computer. We must have $n < N$.⁴ The algorithm draws randomness from a function `NextBit()` that returns a random bit.

Here is an informal discussion of the algorithm, in the words of the original author [1]. *At line 10, as r is between 0 and $(n * q - 1)$, we can consider r as a random variable of modulus $n * q$. As this is divisible*

⁴We will show in next section that it is best to have $n \ll N$.

by n , then $d := (r \bmod n)$ will be uniformly distributed, and the quotient $\lfloor r/n \rfloor$ will be uniformly distributed between 0 and $q - 1$.

Note that the theoretical running time is unbounded; we will though show in the next section that an accurate choice of parameters practically cancels this problem.

3.1 Mathematical analysis of the efficiency

We recall this simple idea.

Lemma 5. *Suppose R is a random variable of modulus MN ; we perform the integer division $R = QN + D$ where $Q \in \{0, \dots, (M - 1)\}$ is the quotient and $D \in \{0, \dots, (N - 1)\}$ is the remainder; then Q is a random variable of modulus M and D is a random variable of modulus N ; and Q, D are independent.*

Proposition 6. *Let us assume that repeated calls of `NextBit()` return a sequence of independent equidistributed bits. Then the above algorithm **Uniform random by bit recycling** in Figure 2 on the preceding page will return a sequence of independent and uniformly distributed numbers.*

Proof. We sketch the proof. We use the Lemma 5 and the Theorem 4. Consider the notations in the second section. The bits returned by the call `NextBit()` builds up the process \bar{X} . When reaching the **if** (line 9 in the pseudocode at page 5), the choice $r < n * q$ is the choice of the value of B_n in equation (1). This (virtually) builds the process \bar{B} . At line 10 r is a variable in the process \bar{Y} ; since it is of modulus nq , we return (using the lemma) the remainder as d , that is a random variable of modulus n , and push back the quotient into the state. At line 16 we would be defining a variable in the process \bar{Z} , that we push back into the state. \square

The “pushing back” of most of the entropy back into the state recycles the bits, and improves greatly the efficiency.

The only wasted bits are related to the fact that the algorithm is throwing away the mathematical stream \bar{B} . Theoretically, if this stream would be feeded back into the state (for example, by employing Shannon-Fano-Elias coding), then efficiency would be exactly 100%.⁵ Practically, the numbers N and n can be designed so that this is totally unneeded.

Remark 7. *Indeed, consider the implementation (see the code in the next sections) where the internal state is stored as 64bit unsigned integers, whereas n is restricted to be 32bit unsigned integer; so the internal constant is $N = 2^{62}$ while $n \in \{2 \dots 2^{32} - 1\}$. When reaching the **if** at line 9, m is in the range $2^{62} \leq m < 2^{64}$, and r is uniform of modulus m ; but $m - n * \lfloor m/n \rfloor$ is less than n , that is, less than 2^{32} ; so the probability that $r \geq n * q$ at the **if** is less than $1/2^{30}$.*

In particular, this means that each B_n in the mathematical stream \bar{B} contains $\sim 10^{-8}$ bits of entropy, so there is no need to recycle them.

Indeed, in the numerical experiments we found out that the algorithm wastes ~ 30 input bits on a total of $\sim 10^9$ input bits (!) this is comparable to the entropy of the internal state (and may also be due to numerical error in adding up $\log_2()$ values).

Also, this choice of parameters ensures that the algorithm will never practically loop twice before returning. When the condition in the **if** at line 9 is false, we will count it as a **failure**. In $\sim 10^{10}$ calls to the algorithm, we only experienced 3 failures.⁶

⁵But this would render difficult to prove that the output numbers are independent...

⁶For this reason, the **else** block may be omitted with no big impact on the quality of the output – we implement this idea in the algorithm `uniform_random_by_bit_recycling_cheating`.

```

1: procedure UNIFORM RANDOM SIMPLE( $n$ )
2:   repeat
3:      $r := \text{GetRandomBits}(b)$ ; ▷ fill the state with  $b$  bits
4:      $q := \lfloor N / n \rfloor$ ; ▷ integer division, rounded down
5:     if  $r < n * q$  then
6:       return  $r \bmod n$  ▷ remainder, is random variable of modulus  $n$ 
7:     end if ▷ otherwise, start all over again
8:   until forever
9: end procedure

```

Figure 3: “Uniform random simple” algorithm; in our tests $N = 2^b$ or $N = 2^b - 1$, whereas $b = 32, 40, 48, 64$.

4 Speed, simple vs complex algorithms

We now consider the algorithm `Uniform random simple` in Figure 3.

Again, when the condition in the `if` at line 5 is false, we will count it as a **failure**.

This algorithm will always call the original RNG to obtain b bits, regardless of the value of n . When the algorithm fails, it starts again and again draws b bits. This is inefficient in terms of entropy: for small values of n it will produce far less entropy than it consume. But, will it be slower or faster than our previous algorithm? It turns out that the answer pretty much depends on the speed of the back-end RNG (and this is unsurprising); but also on how much time it takes to compute the basic operations “integer multiplications” $q * n$ and “integer division” $\lfloor N/n \rfloor$: we will see that, in some cases, these operations are so slow that they defeat the efficiency of the algorithm `Uniform random` by `bit recycling`.

5 Code structure

5.1 Data flow

This is the flow of random data; details are in the following sections.



Random bits (32bit or 64bit for each call) are generated by a backend RNG, and then these bits are repacked, for convenience, by ad-hoc functions, each one to return them in blocks of either 1,2,8 or 16 bits. These ad-hoc functions are used as input by some implementations of *uniform random functions*.

5.2 Back-end PRNG

To test the speed of the following algorithms, we used four different back-end pseudo random number generators (PRNG).

(sfmt_sse) The *SIMD oriented fast Mersenne Twister (SFMT)* ver. 1.3.3 by Mutsuo Saito and Makoto Matsumoto (compiled with SSE support). See [2].

(xorshift) The *xorshift* generator by G. Marsaglia. See [4].

(sfmt_sse_md5) As `sfmt_sse` above, but moreover the output is cryptographically protected using the MD5 algorithm.

(bbs260) The Blum-Blum-Shub algorithm, with two primes of size ~ 130 bit. See [5].

The last two were home-made, as examples of slower but (possibly) cryptographically strong RNG ⁷. All of the above were uniformized to implement two functions, `my_gen_rand32()` and `my_gen_rand64()`, that return (respectively) a 32bit or a 64bit unsigned integer, uniformly distributed. The C code for all the above is in the appendix B.1. The speeds of the different RNGs are listed in the tables in Sec. A.1 on page 11.

We also prepared a simple *counter* “RNG” algorithm, that returns numbers that are in arithmetic progression; since it is very simple, it is useful to assess the overhead complexity in the testing code itself; this overhead is on the order of 2 to 4 ns, depending on the CPUs.

5.3 Ad hoc functions

We implemented some *ad hoc* functions, that are then used by the uniform RNGs (that are described in the next section).

NextBit returns a bit

Next2Bit returns two bits

NextByte returns 8 bits

NextWord returns 16 bits

For any of the above, we prepared many variants, that internally call either the `my_gen_rand32()` or `my_gen_rand64()` calls (see the C code in Sec. B.2 on page 19) and then we benchmarked them in each architecture, to choose the faster one (that is then used by the URFs). ⁸

We also prepared a specific method (that is not used for the uniform RNGs):

NextCard returns a number uniformly distributed in the range 0...51 (it may be thought of as a card randomly drawn from a deck of cards).

The detailed timings are in the tables in Sec. A.1 on page 11.

5.4 Uniform RNGs

We implemented nine different versions of uniform random generators. The C code is in Sec. B.3 on page 24; we here briefly describe the ideas. Four versions are based on the “simple” generator in Fig. 3:

uniform_random_simple32 uses 32bit variables internally, $N = 2^{32} - 1$, and consumes a 32bit random number, (a call to `my_gen_rand32()`) each time

uniform_random_simple40 uses 64bit variables internally, $N = 2^{40}$, and calls `my_gen_rand32()` and `NextByte()` each time

uniform_random_simple48 uses 64bit variables internally, $N = 2^{48}$, and calls `my_gen_rand32()` and `NextWord()` each time

uniform_random_simple64 uses 64bit variables internally, $N = 2^{64} - 1$, and calls `my_gen_rand64()` each time.

Then there are three versions based on the “bit recycling” generator in fig. 2 (all use 64bit variables internally):

uniform_random_by_bit_recycling is the code in fig. 2 (but it refills the state by popping two bits at a time)

uniform_random_by_bit_recycling_faster it refills the state by popping words, bytes and pairs of bits, for improved efficiency

⁷The author makes no guarantees, though, that the implemented versions are really good and cryptographically strong RNGs — we are interested only in their speeds.

⁸We had to make an exception for when the back-end RNG is based on *SFMT*, since *SFMT* cannot mix 64bit and 32bit random number generations: in that case, we forcibly used the 32bit versions (that in most of our benchmarks are anyway slightly faster).

uniform_random_by_bit_recycling_cheating as the “faster” one, but the *if/else* block is not implemented, and the modulus $r \bmod n$ is always returned; this is not mathematically exact, but the probability that it is inexact is $\sim 2^{-30}$.

Moreover there are “mixed” methods

uniform_random_simple_recycler uses 32bit variables internally, keeps an internal state that is sometimes initialized but not refilled each time (so, it is useful only for small n),

uniform_random_by_bit_recycling_32 when $n < 2^{29}$, it implements the “bit recycling” code using 32bit variables; when $2^{29} \leq n < 2^{32}$, it implements a “simple”-like method, using only bit shifting.

We tested them in all of the architectures (see Section 6.1), for different values of the modulus n , and graphed the results (see appendix A.2.1 on page 12).

6 Numerical tests

6.1 Architectures

The tests were performed in six different architectures,

(HW1) *Intel® Core™ 2 Duo CPU E7500 2.93GHz*, in i686 mode,

(HW2) *Intel® Core™ 2 Duo CPU P7350 2.00GHz*, in i686 mode,

(HW3) *AMD Athlon™ 64 X2 Dual Core Processor 4200+*, in x86_64 mode,

(HW4) *AMD Athlon™ 64 X2 Dual Core Processor 4800+*, in x86_64 mode,

(HW5) *Intel® Core™ 2 Duo CPU P7350 2.00GHz*, in x86_64 mode,

(HW6) *Intel® Xeon® CPU 5160 3.00GHz*, in x86_64 mode.

In the first five cases, the host was running a *Debian GNU/Linux* or *Ubuntu* O.S., and the code was compiled using *gcc 4.4*, with the optimization flags

```
-march=native -O3 -finline-functions -fno-strict-aliasing -fomit-frame-pointer -DNDEBUG .
```

In the last case, the O.S. was *Gentoo* and the code was compiled using *gcc 4.0* with flags

```
-march=nocona -O3 -finline-functions -fno-strict-aliasing -fomit-frame-pointer -DNDEBUG .
```

6.2 Timing

To benchmark the algorithms, we computed the process time using both the Posix call `clock()` (that returns an approximation of processor time used by the program) and the CPU TSC (that counts the number of CPU ticks). When benchmarking one of the above back-end RNGs or the *ad hoc* functions, we called it in repeated loops of 2^{24} iterations each, repeating them for at least 1 second of processor time; and then compared the data provided by TSC and `clock()`. We also prepared a statistics of the values

$$\text{cycles_per_clock} := \frac{\Delta \text{TSC}}{\Delta \text{clock()}}$$

so that we could convert CPU cycles to nanoseconds; we verified that the standard deviation of the logarithm of the above quantity was usually less than 1%.

To avoid over-optimization of the compiler, the results of any benchmarked function was *xor*-ed in a *bucket* variable, that was then printed on screen.

During benchmarking, we disabled the CPU power-saving features, forcing the CPU to be at maximum performance (using the `cpufreq-set` command) and also we tied the process to one core (using the `taskset` command).

Unfortunately the `clock()` call, in GNU/Linux systems, has a time resolution of 0.01sec , so it was too coarse to be used for the graphs in section A.2.1: for those graphs, only the TSC was used (and then cycles were converted to nanoseconds, using the average value of `cycles_per_clock`).

7 Conclusions

While efficiency is exactly mathematically assessed, computational speed is a more complex topic, and sometimes quite surprising. We report some considerations.

1. In our IntelTM CPUs running in 32bit mode, integers divisions and remainder computation using 64bit variables are quite slow: in HW1, each such operations cost $\sim 15ns$.
2. Any bit recycling method that we could think of needs at least four arithmetic operations for each result it produces; moreover there is some code to refill the internal state.
3. In the same CPUs, the cost of *bit shifting* or *xor* operations are on the order of 3 ns, even on 64bit variables; moreover the back-ends `sfmt_sse` and `xorshift` can produce a 32bit random number in $\sim 5 ns$.
4. So, unsurprisingly, when the back end is `sfmt_sse` and `xorshift`, and the IntelTM CPU runs in 32bit mode, the fastest methods are the “simple32” and “simple_recycler” methods, that run in $\sim 10ns$; and the bit recycling methods are at least 5 times slower than those.
5. When the back-end is `sfmt_sse` and `xorshift`, but the the IntelTM CPU runs in 64bit mode, the fastest method are still the “simple32” and “simple_recycler” methods; the bit recycling methods are twice slower.
6. When the back-ends RNGs are `sfmt_sse` or `xorshift`, in the AMDTM CPUs, the “simple32” and “simple_recycler” take $\sim 40ns$; this is related to the fact that 32bit division and remainder computation need $\sim 20ns$ (as is shown in sec. A.2.2). So these methods are much slower than the back-ends RNGs, that return a 32bit random number in $\sim 6ns$.

One consequence is that, since the `uniform_random_by_bit_recycling_32` for $n > 2^{29}$ uses a “simple”-like method with only bit shifting, then it is much faster than the “simple32” and “simple_recycler”.

What we cannot explain is that, in the same architectures, the `NextCard32` function, that implements the same type of operations, runs in $\sim 8ns$ (!)

(We also tried to test the above with different optimizations. Using the `xorshift` back-end, setting optimization flags to be just `-O0`, `NextCard32` function takes $\sim 21ns$; setting it to `-O`, it takes $\sim 12ns$.)

7. The back-end RNGs `sfmt_sse_md5` or `bbs260`, are instead much slower, that is, `sfmt_sse_md5` needs $\sim 300 ns$ to produce a 32bit number, and `bbs260` needs $\sim 500 ns$ when the CPU runs in 64bit mode and more than a microsecond (!) in 32bit mode.

In this case, the bit recycling methods are usually faster. Their speed is dominated by how many times the back-end RNGs is called, so it can be estimated in terms of *entropy bitrate*, and indeed the graphs are (almost) linear (since the abscissa is in logarithmic scale).

8. One of the biggest surprises comes from the `NextCard` functions. There are four implementations:
 - using 64bit or 32bit variables;
 - computing a result for each call, or precomputing them and storing in an array (the “prefilled” versions).

The speed benchmarks give discordant results. When using the faster back-ends `sfmt_sse` and `xorshift`, the “prefilled” versions are slower. When using the slower back-ends `sfmt_sse_md5` or `bbs260`, the 64bit “prefilled” version is the fastest in IntelTM CPUs; but it is instead much slower than the “non prefilled” version in AMDTM CPUs. It is possible that the cache misses are playing a rôle in this, but we cannot provide a good explanation.

9. Curiously, in some IntelTM CPUs, the time needed for an integer arithmetic operation depends also on the *values* of the operands (and not only on the bit sizes of the variable)! See the graph in sec. A.2.2. So, the speed of the functions depend on the value of the modulus n . This is the reason why some the graphs are all oscillating in nature.

In particular, when we looked at the graphs for *Core 2* architectures in 32bit mode, by looking at the graphs of the functions `simple_40`, `simple_48` (where $N = 2^{40}, 2^{48}$ constant) we noted that the operations $q := N/n, qn := n * q$ are ~ 10 ns slower when $n < N2^{-32}$ than when $n > N2^{-32}$. This is similar to what is seen in the graphs in sec. A.2.2.

Instead the speed graphs in AMDTM CPUs are almost linear, and this is well explained by the average number of needed operations.

Summarizing, the speeds are quite difficult to predict; if a uniform random generator is to be used for n in a certain range, and the back-end RNG takes approximatively as much time as 4 integer operations in 64bits, then the only sure way to decide which algorithm is the fastest one is by benchmarking. If a uniform random generator is to be used for a constant and specific n (such as in the case of the `NextCard` function), there may be different strategies to implement it, and again the only sure way to decide which algorithm is the fastest one is by benchmarking.

A Test results

A.1 Speed of back-end RNGs and Ad hoc functions

These tables list the average time (in nanoseconds) of the back-end RNGs and the *ad hoc* functions (see the C code in Sec. B.2 on page 19); these same data are plotted as red crosses in the plots of the next section. The *ad hoc* functions are grouped in families (that are marked by the horizontal rules); for each family and each hardware, the fastest function is marked blue; competitors that differ less than 10% are italic and blue; competitors that are slower more than 50% are red.

	sfmt_sse						xorshift					
	HW1	HW2	HW3	HW4	HW5	HW6	HW1	HW2	HW3	HW4	HW5	HW6
Next2Bit32	2.6	3.9	4.9	4.8	3.9	2.6	2.5	3.7	4.7	4.2	3.7	2.8
Next2Bit64	4.2	4.7	5.0	4.4	3.7	2.5	3.3	6.3	4.5	4.0	3.7	2.4
NextBit32	2.5	3.7	4.6	4.2	3.7	2.8	2.5	3.6	4.4	3.9	3.6	2.4
NextBit32_by_mask	2.5	3.7	4.9	4.4	3.7	2.8	2.5	3.6	4.4	3.9	3.6	2.7
NextBit64	3.2	4.6	4.7	4.2	3.6	2.8	3.2	4.7	4.3	3.8	3.6	2.4
NextByte32	3.5	5.1	6.1	5.4	5.1	3.8	3.0	4.4	5.1	4.5	4.5	3.3
NextByte64	3.3	5.6	6.5	5.8	4.4	3.1	3.0	4.4	6.2	5.2	4.3	2.8
NextByte64_prefilled	3.1	4.6	6.3	5.6	4.5	3.4	2.9	4.3	5.8	6.0	4.6	3.0
NextCard32	3.5	5.1	8.0	7.1	5.5	7.0	3.4	4.9	5.6	5.0	5.2	6.9
NextCard32_prefilled	6.1	9.0	24.4	21.7	11.4	7.1	6.0	15.6	22.2	19.7	11.1	7.1
NextCard64	22.0	32.2	6.5	5.8	7.0	4.9	22.4	32.8	6.6	5.8	7.0	4.9
NextCard64_prefilled	22.0	32.2	37.9	33.5	20.5	5.4	24.0	37.0	37.4	33.1	20.4	5.3
NextWord32	4.2	6.2	7.5	6.7	6.5	4.5	3.4	5.0	5.7	5.0	5.0	3.3
NextWord64	4.2	6.5	6.5	5.8	5.2	3.7	4.2	5.9	5.7	5.0	4.9	3.4
my_gen_rand32	3.7	5.4	6.5	5.7	5.4	3.9	3.5	5.1	5.0	4.4	5.4	3.5
my_gen_rand64	4.2	6.3	8.4	7.4	6.3	5.2	4.5	6.9	6.8	6.0	7.4	4.8
	sfmt_sse_md5						bbs260					
	HW1	HW2	HW3	HW4	HW5	HW6	HW1	HW2	HW3	HW4	HW5	HW6
Next2Bit32	18.7	27.5	30.2	26.7	32.0	23.1	55.2	81.0	32.9	31.4	36.3	28.6
Next2Bit64	11.6	17.0	17.6	15.6	18.1	12.9	35.6	52.2	18.9	17.5	20.0	15.2
NextBit32	10.5	15.5	17.2	15.2	17.8	12.6	28.7	42.2	19.4	16.4	30.4	15.3
NextBit32_by_mask	10.3	15.2	17.6	15.6	18.2	12.9	28.7	42.4	18.9	16.8	25.0	15.5
NextBit64	7.5	10.9	11.1	9.8	11.1	7.8	19.7	41.5	11.7	10.4	11.8	9.8
NextByte32	67.6	99.5	108.1	95.7	117.9	84.8	212.5	315.5	118.2	113.7	136.3	102.7
NextByte64	36.2	53.5	57.1	50.5	60.5	43.8	130.6	192.9	62.4	59.7	69.2	56.2
NextByte64_prefilled	35.7	52.5	56.9	50.3	60.6	43.7	131.0	192.7	62.6	56.4	69.7	54.1
NextCard32	56.2	83.3	88.1	77.9	96.5	71.7	173.9	255.6	97.9	85.9	110.4	86.4
NextCard32_prefilled	60.7	89.7	104.3	92.2	102.9	37.6	176.3	259.6	115.6	106.3	117.5	45.3
NextCard64	46.4	68.1	43.5	38.4	49.1	34.8	119.0	193.4	48.5	43.1	55.3	40.7
NextCard64_prefilled	46.0	67.5	74.7	66.0	62.0	35.2	118.7	173.6	79.2	72.9	68.1	43.8
NextWord32	132.7	195.7	209.2	185.4	228.3	166.7	429.4	633.0	236.0	204.2	265.3	202.9
NextWord64	69.3	102.8	108.1	95.6	117.8	84.5	264.2	387.4	117.9	105.6	136.2	108.7
my_gen_rand32	262.5	391.5	413.3	366.7	457.3	328.7	859.8	1263.3	459.2	403.1	525.4	399.5
my_gen_rand64	263.0	390.4	413.1	368.4	457.7	328.4	1018.1	1513.1	454.3	402.9	523.9	398.5

	counter					
	HW1	HW2	HW3	HW4	HW5	HW6
Next2Bit32	2.5	3.6	4.6	4.1	3.6	2.4
Next2Bit64	3.4	4.9	4.4	3.9	3.6	2.4
NextBit32	2.4	3.6	4.3	3.8	3.6	2.4
NextBit32_by_mask	2.4	3.6	4.4	3.9	3.6	2.4
NextBit64	3.1	4.6	4.2	3.7	3.6	2.7
NextByte32	2.9	4.3	4.8	4.2	4.3	2.8
NextByte64	2.9	4.3	5.3	4.7	3.8	2.9
NextByte64_prefilled	2.8	3.8	5.2	4.6	3.6	3.0
NextCard32	2.8	4.2	5.1	4.5	4.5	6.4
NextCard32_prefilled	5.2	7.7	21.9	19.4	8.9	6.9
NextCard64	22.0	32.7	6.0	5.4	6.0	4.2
NextCard64_prefilled	21.7	31.9	36.9	32.7	19.7	4.9
NextWord32	2.9	4.3	5.0	4.4	4.8	3.2
NextWord64	3.3	4.9	4.6	4.1	4.0	2.7
my_gen_rand32	2.0	3.0	3.6	3.2	3.5	2.0
my_gen_rand64	2.4	3.5	3.6	3.2	3.5	2.3

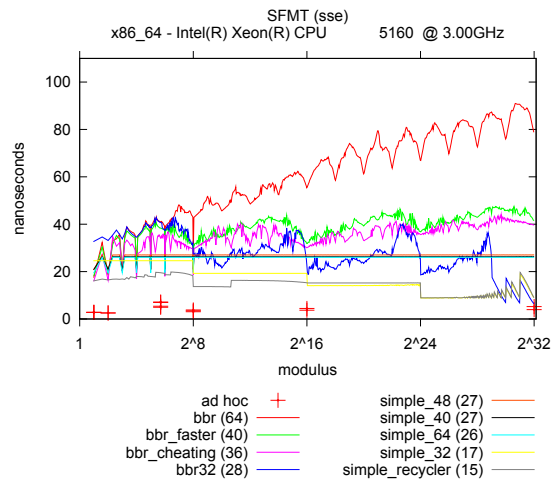
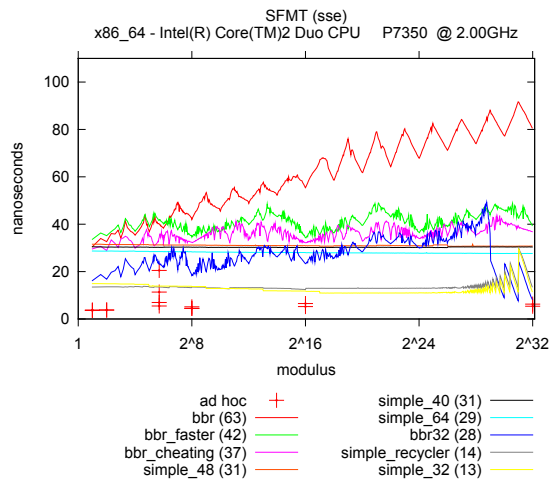
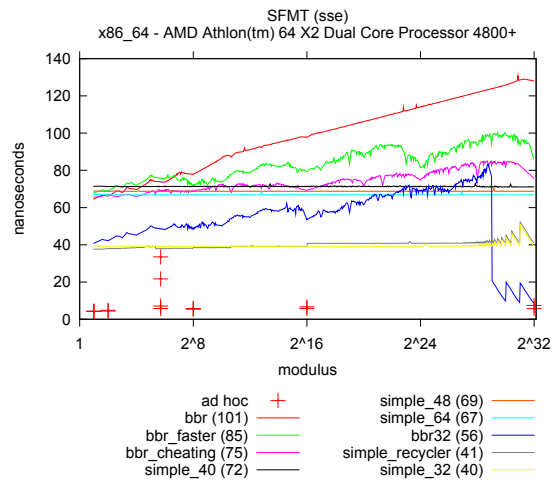
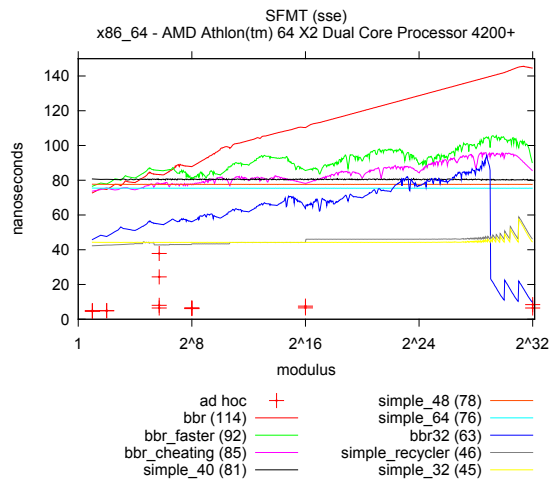
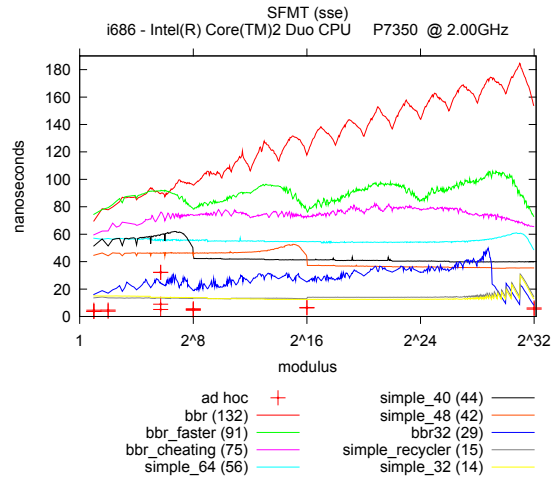
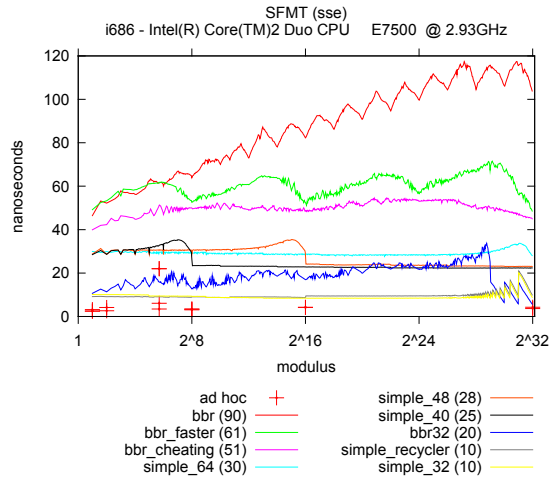
A.2 Graphs

In all of the following graphs, the abscissa is n , (that is the modulus of the URFs); the abscissa is in log-scale (precisely, it contains all n from 2 to 32, and then n is incremented by $\lfloor n/32 \rfloor$ up to 2^{32} , for a total of 733 samples). The number in parentheses near the graph labels are the average time for call (in nanoseconds; averaged in the aforementioned log scale).

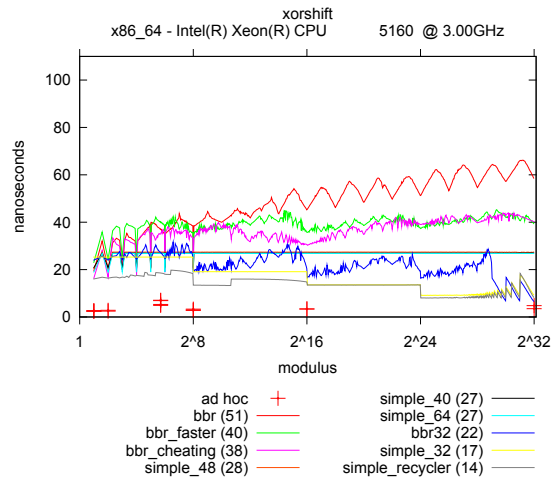
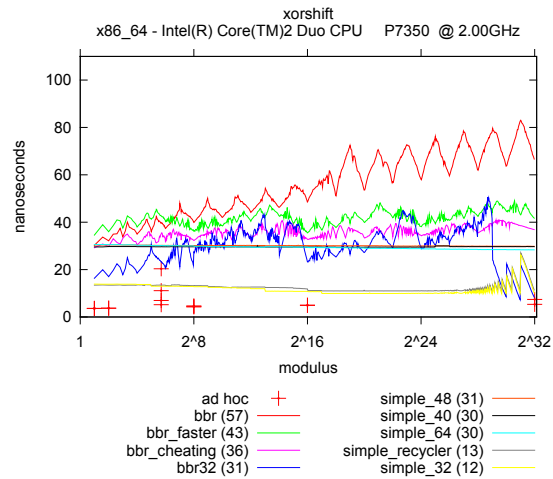
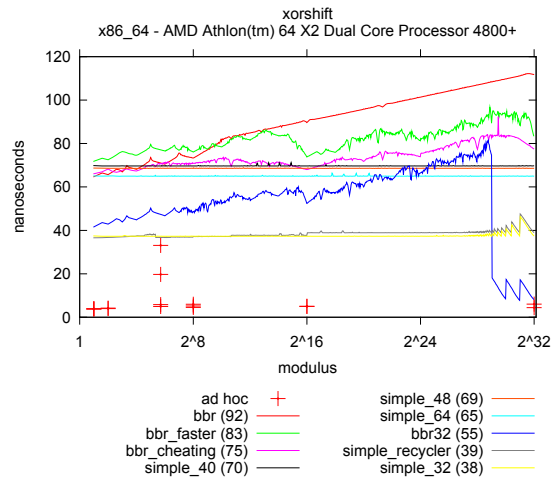
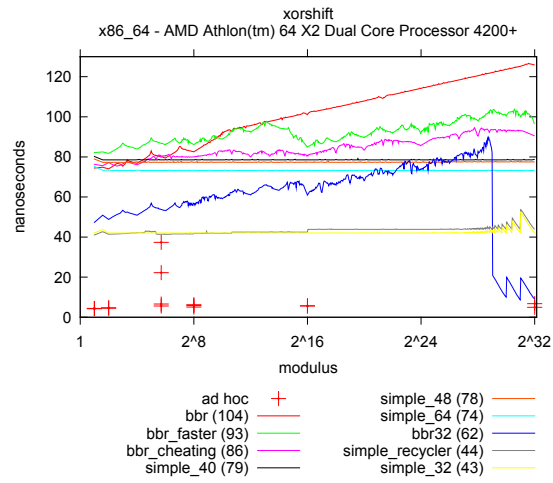
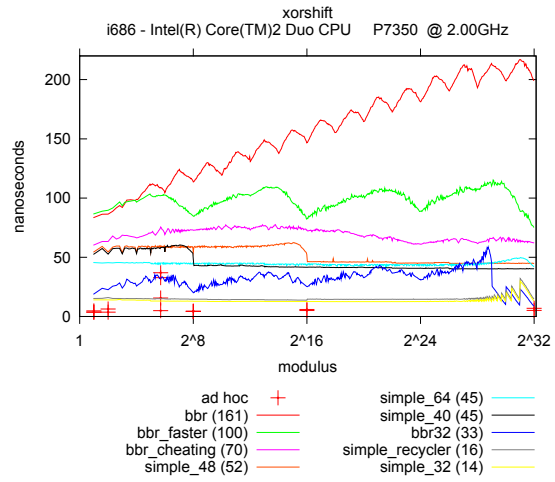
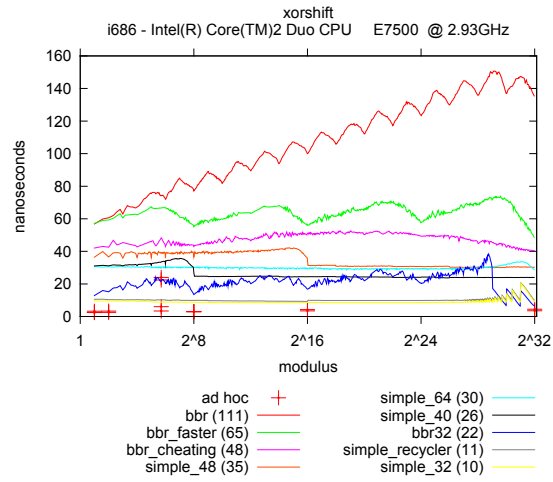
A.2.1 Uniform random functions

To reduce the size of the labels, we abbreviated `uniform_random_by_bit_recycling` as `bbr`, and `uniform_random_simple` as `simple`.

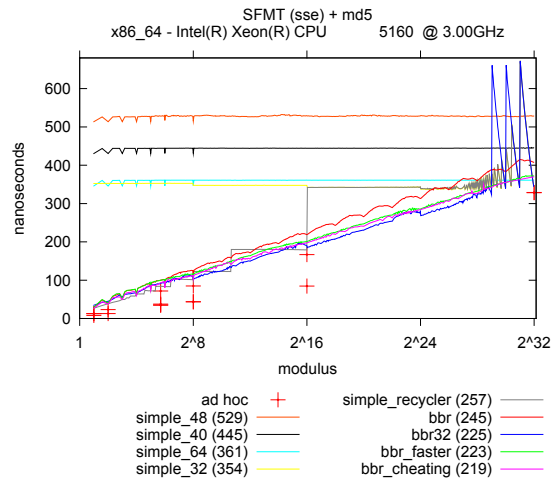
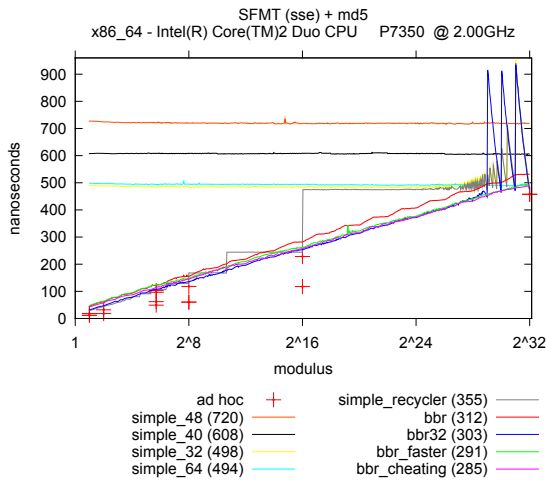
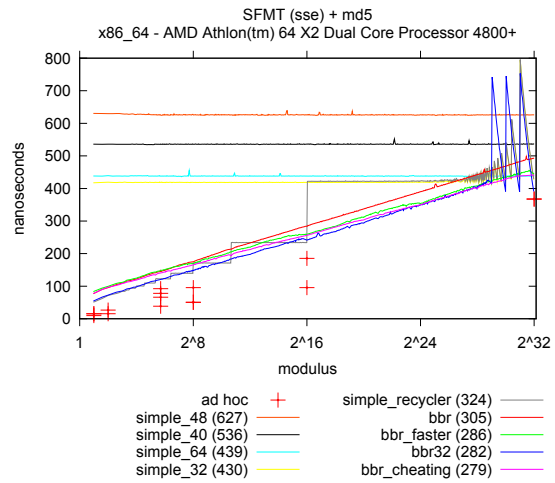
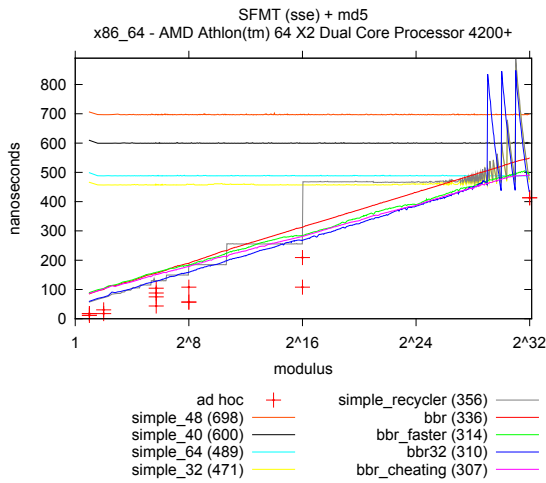
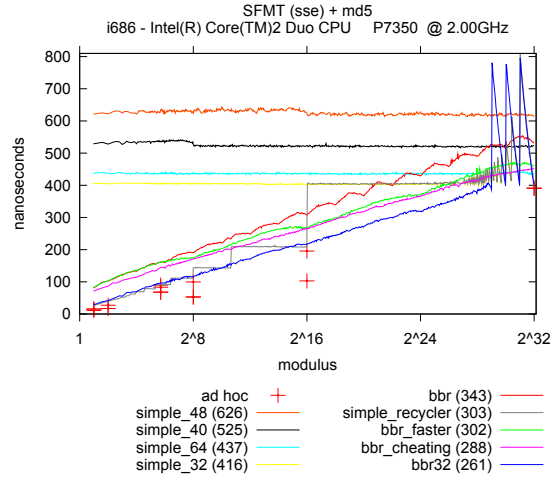
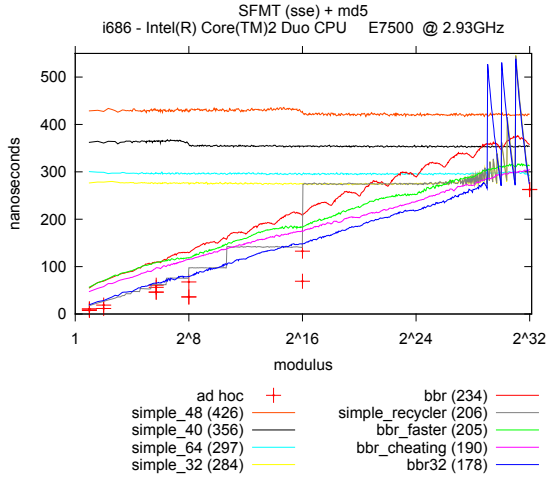
SFMT

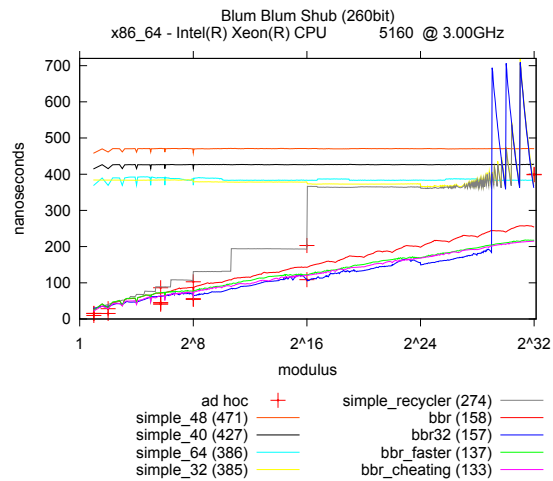
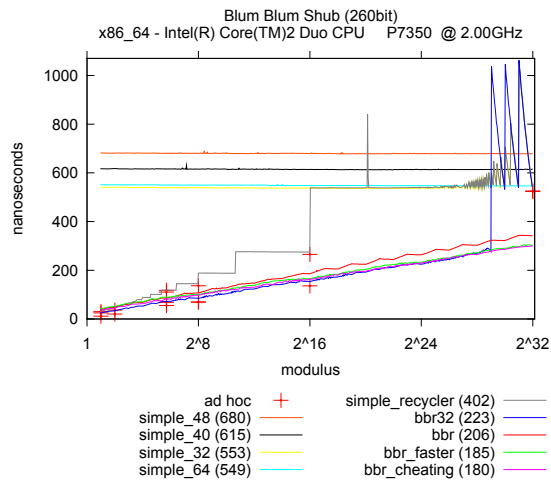
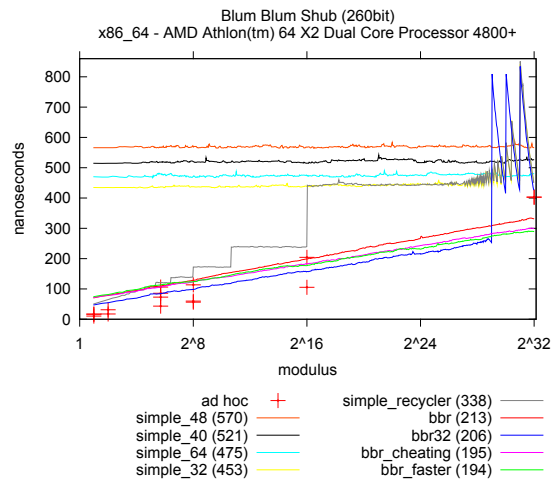
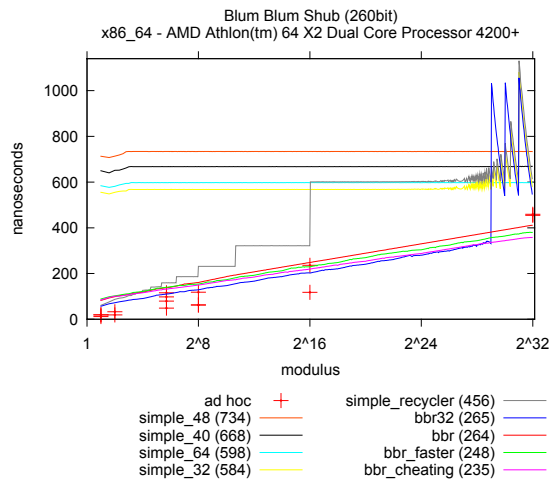
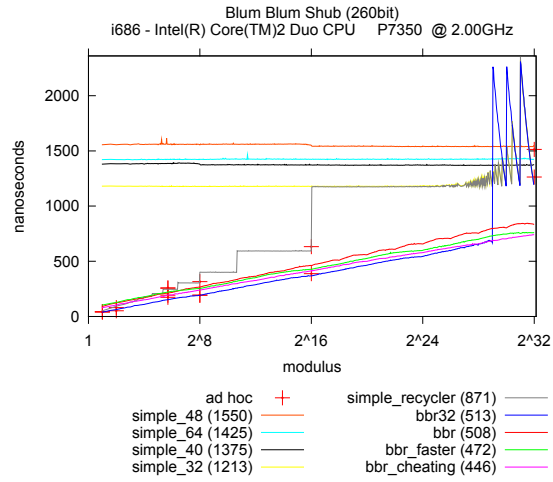
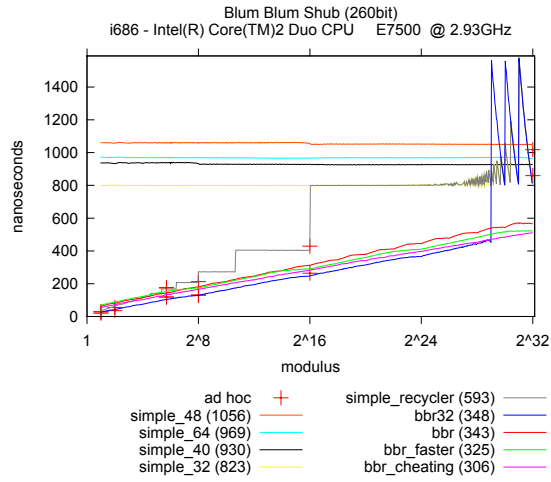


xorshift



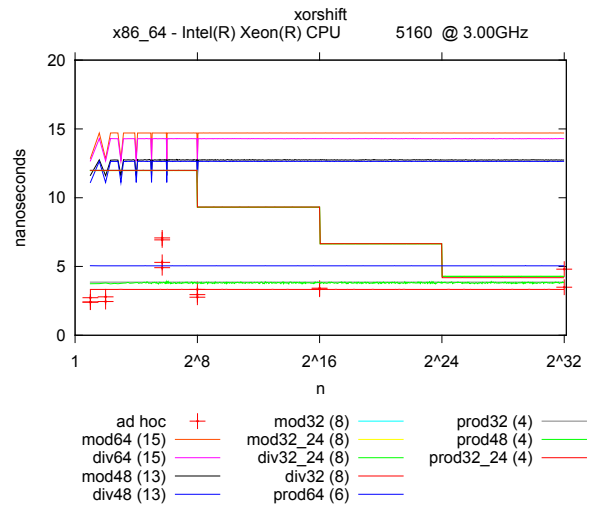
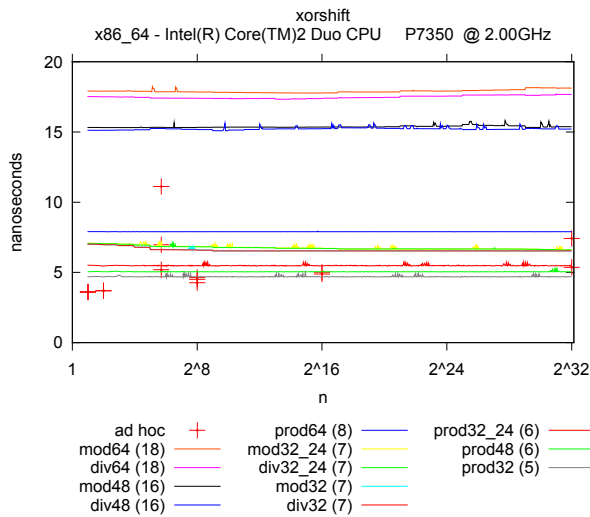
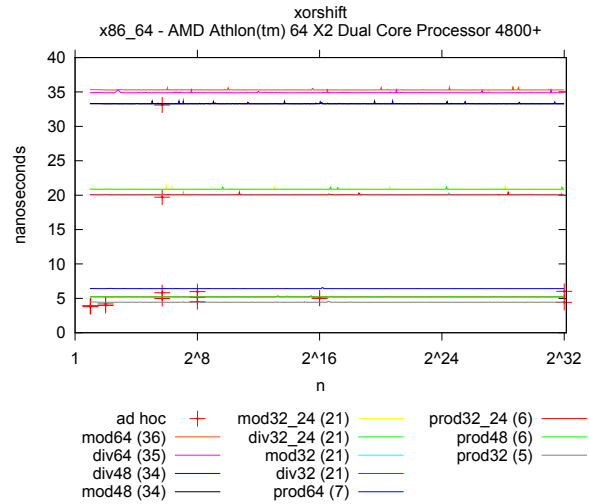
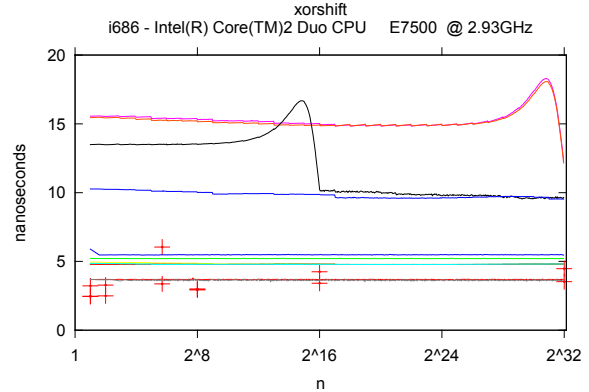
SFMT + MD5





A.2.2 Integer arithmetic

```
typedef uint64_t st;
st div32(uint32_t n) {
    return my_gen_rand32() / n;
}
st div32_24(uint32_t n) {
    return (my_gen_rand32() & 0xFF000000) / n;
}
st div48(uint32_t n) {
    uint64_t r = my_gen_rand32(), m = r << 16;
    return m / n;
}
st div64(uint32_t n) {
    uint64_t m = my_gen_rand64() / n;
    return m;
}
st mod32(uint32_t n) {
    return my_gen_rand32() % n;
}
st mod32_24(uint32_t n) {
    return (my_gen_rand32() & 0xFF000000) % n;
}
st mod48(uint32_t n) {
    uint64_t r = my_gen_rand32(), m = r << 16;
    return m % n;
}
st mod64(uint32_t n) {
    uint64_t m = my_gen_rand64() % n;
    return m;
}
st prod32(uint32_t n) {
    return my_gen_rand32() * n;
}
st prod32_24(uint32_t n) {
    return (my_gen_rand32() & 0xFF) * n;
}
st prod48(uint32_t n) {
    uint64_t r = my_gen_rand32(), m = r << 16;
    return m * n;
}
st prod64(uint32_t n) {
    uint64_t m = my_gen_rand64() * n;
    return m;
}
```



B C Code

The code that we wrote is licensed according to the *Gnu Public License v2.0*.

(In the following, we describe only the code in the three most significant files. All the code is documented with Doxygen, and the complete code documentation is available in [doc/refman.pdf](#) or [doc/html/index.html](#) in the source code tarball. Those documents also explain how to compile the code and run the numerical tests.)

B.1 Back-end RNGs

B.1.1 RNG.c File Reference

Backend RNG wrapper.

```
#include "SFMT.h"
```

Defines

- `#define COUNTBITS(A)`
- `#define RNG 1`

Functions

- `uint32_t my_gen_rand32 ()`
- `uint64_t my_gen_rand64 ()`
- `void my_init_gen_rand (uint32_t seed)`

Variables

- `char * RNGNAME = "SFMT"`
RNG name , as C string.
- `char * RNGNICK = "sfmt"`
RNG nickname , as C string (used inside filenames)

B.1.2 Detailed Description

This code wraps up the backend RNG, and provides standardized calls that return a 32bit or 64bit random number.

To compile this code, define the RNG and COUNTBITS preprocessor macros, as explained below.

B.1.3 Define Documentation

```
#define COUNTBITS( A )
```

is defined either as

- `#define COUNTBITS(A)`
to disable bit counting, or as something like
- `#define COUNTBITS(A) input_bits+=(A);`
where `input_bits` is a global (unsigned long) variable.

```
#define RNG 1
```

Choose the RNG backend by setting -DRNG=n where n is:

- 1 -> SFMT , by M. Saito and M. Matsumoto;
- 2 -> SFMT + md5 ;
- 3 -> xorshift , by Marsaglia ;
- 4 -> Blum Blum Shub with ~128bit (product of two ~31bit primes) (only on amd64, using gcc 128 int types) ;
- 5 -> Blum Blum Shub with ~260bit modulus (product of two ~130bit primes);

(disclaimer: methods 2,4,5 are not guaranteed to generate high quality pseudonumbers; they were used only to test the code speed).

(Note that the documentation is generated assuming that RNG=1)

B.1.4 Function Documentation

```
uint32_t my_gen_rand32 (    )
```

standardized call that returns a 32bit random number

```
{
    uint32_t r=gen_rand32();
    COUNTBITS(32);
    return r;
}
```

```
uint64_t my_gen_rand64 (    )
```

standardized call that returns a 64bit random number

```
{
    uint64_t r=gen_rand64();
    COUNTBITS(64);
    return r;
}
```

```
void my_init_gen_rand (  uint32_t seed  )
```

standardized call that sets the random seed

```
{
    init_gen_rand(seed);
}
```

B.2 ad hoc functions

B.2.1 ad hoc.c File Reference

Ad-hoc functions that return some random bits.

Functions

- unsigned int NextByte32 ()
- unsigned int NextByte64 ()
- unsigned int NextByte64_prefilled ()
- unsigned int NextWord32 ()
- unsigned int NextWord64 ()
- unsigned int Next2Bit32 ()

- unsigned int Next2Bit64 ()
- unsigned int NextBit32_by_mask ()
- unsigned int NextBit32 ()
- unsigned int NextBit64 ()
- unsigned int NextCard32 ()
- unsigned int NextCard64 ()
- unsigned int NextCard32_prefilled ()
- unsigned int NextCard64_prefilled ()

Variables

- unsigned int ____saved_bytes [8]
- unsigned char ____32saved_cards [5]
- unsigned char ____64saved_cards [11]

B.2.2 Detailed Description

Contains the ad_hoc functions; each ad_hoc function returns some random bits; there are many different implementations of each function; then the 'optimize' function will benchmark them and prepare a specific header that selects the fastest one (given the current architecture and the chosen RNG). See optimizer_sfnt_sse_fixed.h for an example such header.

B.2.3 Function Documentation

unsigned int Next2Bit32 ()

returns a random number in the range 0...3 , using a 32bit generator.

```
{
    static int l=0;
    static uint32_t R=0;
    if(unlikely(l<=0)){
        R=my_gen_rand32();
        l=16;
    }
    unsigned int bit=R&3;
    R>>=2;
    l--;
    return bit;
}
```

unsigned int Next2Bit64 ()

returns a random number in the range 0...3 , using a 64bit generator.

```
{
    static int l=0;
    static uint64_t R=0;
    if(unlikely(l<=0)){
        R=my_gen_rand64();
        l=32;
    }
    unsigned int bit=R&3;
    R>>=2;
    l--;
    return bit;
}
```

`unsigned int NextBit32 ()`

returns a random bit, using a 32bit generator.

```
{
    static int l=0;
    static uint32_t R=0;
    if(unlikely(l<=0)){
        R=my_gen_rand32();
        l=32;
    }
    unsigned int bit=R&1;
    R>>=1;
    l--;
    return bit;
}
```

`unsigned int NextBit32_by_mask ()`

returns a random bit, using a 32bit generator.

```
{
    static int l=0;
    static uint32_t R=0;
    if(unlikely(l<=0)){
        R=my_gen_rand32();
        l=32;
    }
    l--;
    return (R & bitmasks[l]) ? 1 : 0;
}
```

`unsigned int NextBit64 ()`

returns a random bit, using a 64bit generator.

```
{
    static int l=0;
    static uint64_t R=0;
    if(unlikely(l<=0)){
        R=my_gen_rand64();
        l=64;
    }
    unsigned int bit=R&1;
    R>>=1;
    l--;
    return bit;
}
```

`unsigned int NextByte32 ()`

returns a random number in the range 0...255, using a 32bit generator.

```
{
    static int l=0;
    static uint32_t R=0;
    if(unlikely(l<=0)){
        R=my_gen_rand32();
        l=4;
    }
    unsigned int byte=R&255;
    l--;
    if(l) R>>=8;
    return byte;
}
```

`unsigned int NextByte64 ()`

returns a random number in the range 0...255, using a 64bit generator.

```
{
    static int l=0;
    static uint64_t R=0;
    if(unlikely(l<=0)){
        R=my_gen_rand64();
        l=8;
    }
    unsigned int byte=R & 255;
    l--;
    if(l) R>>=8;
    return byte;
}
```

`unsigned int NextByte64_prefilled ()`

returns a random number in the range 0-255, using a 32bit generator, and an internal state.

```
{
    static int l=0;
    if(unlikely(l<=0)){
        uint64_t R=my_gen_rand64();
        __saved_bytes[0] = R & 255;
        R >>= 8;
        __saved_bytes[1] = R & 255;
        R >>= 8;
        __saved_bytes[2] = R & 255;
        R >>= 8;
        __saved_bytes[3] = R & 255;
        R >>= 8;
        __saved_bytes[4] = R & 255;
        R >>= 8;
        __saved_bytes[5] = R & 255;
        R >>= 8;
        __saved_bytes[6] = R & 255;
        R >>= 8;
        __saved_bytes[7] = R & 255;
        l=8;
    }
    l--;
    return __saved_bytes[l];
}
```

`unsigned int NextCard32 ()`

returns a number in the range 0...51 (a draw of one card from a deck of 52 cards) using 32bit variables.

```
{
    static int l=0;
    static uint32_t R=0;
    if(unlikely(l<=0)){
        R=my_gen_rand32();
        l=5;
    }
    l--;
    unsigned int c = R % 52;
    R /= 52;
    return c;
}
```

```
unsigned int NextCard32_prefilled (    )
```

returns a number in the range 0...51 (a draw of one card from a deck of 52 cards) using 32 bit variables and prefilling an array in memory.

```
{
    static int l=0;
    if(unlikely(l<=0)){
        uint32_t R=my_gen_rand32(); //52**5 < 2**32
        __32saved_cards[0] = R % 52;
        R /= 52;
        __32saved_cards[1] = R % 52;
        R /= 52;
        __32saved_cards[2] = R % 52;
        R /= 52;
        __32saved_cards[3] = R % 52;
        R /= 52;
        __32saved_cards[4] = R % 52;
        l=5;
    }
    l--;
    return __32saved_cards[l];
}
```

```
unsigned int NextCard64 (    )
```

returns a number in the range 0...51 (a draw of one card from a deck of 52 cards) using 64 bit variables.

```
{
    static int l=0;
    static uint64_t R=0;
    if(unlikely(l<=0)){
        R=my_gen_rand64();
        l=11;
    }
    l--;
    unsigned int c = R % 52;
    R /= 52;
    return c;
}
```

```
unsigned int NextCard64_prefilled (    )
```

returns a number in the range 0...51 (a draw of one card from a deck of 52 cards) using 64 bit variables and prefilling an array in memory.

```
{
    static int l=0;
    if(unlikely(l<=0)){
        uint64_t R=my_gen_rand64(); //52**11 < 2**64
        __64saved_cards[0] = R % 52;
        R /= 52;
        __64saved_cards[1] = R % 52;
        R /= 52;
        __64saved_cards[2] = R % 52;
        R /= 52;
        __64saved_cards[3] = R % 52;
        R /= 52;
        __64saved_cards[4] = R % 52;
        R /= 52;
        __64saved_cards[5] = R % 52;
        R /= 52;
        __64saved_cards[6] = R % 52;
        R /= 52;
    }
}
```

```

    __64saved_cards[7] = R % 52;
    R /= 52;
    __64saved_cards[8] = R % 52;
    R /= 52;
    __64saved_cards[9] = R % 52;
    R /= 52;
    __64saved_cards[10] = R % 52;
    l=11;
}
l--;
return __64saved_cards[l];
}

```

unsigned int NextWord32 ()

returns a random number in the range $0 \dots (2^{16}-1)$, using a 32bit generator.

```

{
    static int l=0;
    static uint32_t R=0;
    if(l<=0){
        R=my_gen_rand32();
        l=2;
    }
    unsigned int bytes=R & 0xFFFF;
    R>>=16;
    l--;
    return bytes;
}

```

unsigned int NextWord64 ()

returns a random number in the range $0 \dots (2^{16}-1)$, using a 64bit generator.

```

{
    static int l=0;
    static uint64_t R=0;
    if(unlikely(l<=0)){
        R=my_gen_rand64();
        l=4;
    }
    unsigned int bytes=R & 0xFFFF;
    R>>=16;
    l--;
    return bytes;
}

```

B.3 Uniform random functions

B.3.1 uniform random func.c File Reference

Uniform random functions tested in the paper.

Defines

- `#define COUNTFAILURES(A)`

Functions

- `uint32_t uniform_random_by_bit_recycling (uint32_t n)`
- `uint32_t uniform_random_by_bit_recycling_faster (uint32_t n)`
- `uint32_t uniform_random_by_bit_recycling_cheating (uint32_t n)`

- `uint32_t uniform_random_by_bit_recycling32 (uint32_t n)`
- `uint32_t uniform_random_simple_64 (uint32_t n)`
- `uint32_t uniform_random_simple_32 (uint32_t n)`
- `uint32_t uniform_random_simple_recycler (uint32_t n)`
- `uint32_t uniform_random_simple_40 (uint32_t n)`
- `uint32_t uniform_random_simple_48 (uint32_t n)`

B.3.2 Detailed Description

In all the functions, the argument 'n' is the modulus of the returned uniform random number.

B.3.3 Define Documentation

`#define COUNTFAILURES(A)`

COUNTFAILURE is defined either as

- `#define COUNTFAILURES(A)`

or as

- `#define COUNTFAILURES(A) global_counter++;`

depending on if we want to count failures

B.3.4 Function Documentation

`uint32_t uniform_random_by_bit_recycling (uint32_t n)`

This implements the pseudocode in figure 2 (but pops 2 bits at a time).

```
{
    static uint64_t m = 1, r = 0;
    const uint64_t N62=((uint64_t)1)<<62;
    while(1){
        while(m<N62){ //fill the state
            r = ( r << 2 ) | Next2Bit();
            m = m << 2;
        }
        const uint64_t q=m/n, nq = n * q;
        if( likely(r < nq) ){
            uint32_t d = r % n; //remainder, is a random variable of modulus n
            r = r / n;          //quotient, is random variable of modulus q
            m = q;
            return d;
        } else{
            COUNTFAILURES();
            m = m - nq;
            r = r - nq; // r is still a random variable of modulus m
        }
    }
}
```

`uint32_t uniform_random_by_bit_recycling32 (uint32_t n)`

This implements the pseudocode in figure 2 but only using 32bit variables, so it has some special methods when $n \geq 2^{29}$.

```
{
    const uint32_t N29=((uint32_t)1)<<29, N30=((uint32_t)1)<<30, N31=((uint32_t)1
        )<<31, N24=((uint32_t)1)<<24;
    //special methods
    if ( n >= N31 ){
```

```

while(1){
    uint32_t r = my_gen_rand32();
    if( likely(r < n) ){
        return r;
    } else{
        COUNTFAILURES();
    }
}
}
if ( n >= N30 ){
    while(1){
        uint32_t r = my_gen_rand32() >> 1;
        if( likely(r < n) ){
            return r;
        } else{
            COUNTFAILURES();
        }
    }
}
if ( n >= N29 ){
    while(1){
        uint32_t r = my_gen_rand32() >> 2;
        if( likely(r < n) ){
            return r;
        } else{
            COUNTFAILURES();
        }
    }
}
//usual bit recycling
static uint32_t m = 1, r = 0;
while(1){
    while ( m < N24 ){ //fill the state
        r = ( r << 8 ) | NextByte();
        m = m << 8;
    }
    while(m<N30){ //fill the state
        r = ( r << 2 ) | Next2Bit();
        m = m << 2;
    }
    uint32_t q = m / n, nq = q * n;
    if(likely( r < nq) ){
        uint32_t d = r % n; //remainder, is a random variable of modulus n
        r = r / n;          //quotient, is random variable of modulus q
        m = q;
        return d;
    } else{
        COUNTFAILURES();
        m = m - nq;
        r = r - nq; // r is still a random variable of modulus m
    }
}
}
}

```

```
uint32_t uniform_random_by_bit_recycling_cheating ( uint32_t n )
```

This implements the pseudocode in figure 2, but does not implement the "else" block, so it is not mathematically perfect; at the same time, since the probability of the "else" block would be less than $1/2^{24}$ the random numbers generated by this function are good enough for most purposes.

```

{
    static uint64_t m = 1, r = 0;
    const uint64_t
        N48=((uint64_t)1)<<48, N56=((uint64_t)1)<<56;
    if(m<N48){ //fill the state
        r = ( r << 16 ) | NextWord();
        m = m << 16;
    }
}

```

```

}
while(m<N56){
    r = ( r << 8 ) | NextByte();
    m = m << 8;
}
uint32_t d = r % n;
r = r / n;
m = m / n;
return d;
}

```

```
uint32_t uniform_random_by_bit_recycling_faster ( uint32_t n )
```

This implements the pseudocode in figure 2, but pops words, bytes, and pairs of bits.

```

{
    static uint64_t m = 1, r = 0;
    const uint64_t
        N62 = ((uint64_t)1) << 62,
        N56 = ((uint64_t)1) << 56,
        N48 = ((uint64_t)1) << 48;
    while(1){
        //fill the state
        if ( m < N48 ){
            r = ( r << 16 ) | NextWord();
            m = m << 16;
        }
        while ( m < N56 ){
            r = ( r << 8 ) | NextByte();
            m = m << 8;
        }
        while ( m < N62 ){
            r = ( r << 2 ) | Next2Bit();
            m = m << 2;
        }
        const uint64_t q=m/n, nq=n*q;
        if( likely(r < nq) ){
            uint32_t d = r % n; //remainder, is a random variable of modulus n
            r = r / n;          //quotient, is random variable of modulus q
            m = q;
            return d;
        } else{
            COUNTFAILURES();
            m = m - nq;
            r = r - nq; // r is still a random variable of modulus m
        }
    }
}
}

```

```
uint32_t uniform_random_simple_32 ( uint32_t n )
```

This is a simple implementation, found in many random number libraries; this version uses 32 bit variables.

```

{
    const uint32_t N = 0xFFFFFFFF; // 2^32-1;
    uint32_t q = N / n;
    while(1){
        uint32_t r = my_gen_rand32();
        if( likely(r < n * q)){
            uint32_t d = r % n; //remainder, is a random variable of modulus n
            return d;
        } else{
            COUNTFAILURES();
        }
    }
}

```

```
}
```

```
uint32_t uniform_random_simple_40 ( uint32_t n )
```

some alternative versions, using 64 bit variables and 40bit state

```
{
    const uint64_t N = ((uint64_t)1) << 40;
    uint64_t q = N / n, nq = ((uint64_t)n) * q;
    while(1){
        uint64_t r = my_gen_rand32();
        r=(r<<8) | NextByte(); //create 40 bits random numbers
        if( likely(r < nq) ){
            uint32_t d = r % n; //remainder, is a random variable of modulus n
            return d;
        } else{
            COUNTFAILURES();
        }
    }
}
```

```
uint32_t uniform_random_simple_48 ( uint32_t n )
```

some alternative versions, using 64 bit variables and 48bit state

```
{
    const uint64_t N=((uint64_t)1)<<48;
    uint64_t q = N/n, nq=((uint64_t)n) * q;
    while(1){
        uint64_t r = my_gen_rand32();
        r=(r<<16) | NextWord(); //create 48 bits random numbers
        if( likely(r < nq) ){
            uint32_t d = r % n; //remainder, is a random variable of modulus n
            return d;
        } else{
            COUNTFAILURES();
        }
    }
}
```

```
uint32_t uniform_random_simple_64 ( uint32_t n )
```

This is a simple implementation, found in many random number libraries; this version uses 64 bit variables.

```
{
    const uint64_t N = 0xFFFFFFFFFFFFFFFFU; //2^64-1;
    uint64_t q = N / n, nq = ((uint64_t)n) * q;
    while(1){
        uint64_t r = my_gen_rand64();
        if( likely(r < nq) ){
            uint32_t d = r % n; //remainder, is a random variable of modulus n
            return d;
        } else{
            COUNTFAILURES();
        }
    }
}
```

```
uint32_t uniform_random_simple_recycler ( uint32_t n )
```

This is a simple implementation, with recycling for small n this version uses 32 bit variables.

```

{
    static uint32_t _r = 0, _m = 0;
    const uint32_t N = 0xFFFFFFFFU; //2^32-1
    if (_m>n){
        uint32_t d = _r % n;
        _m /= n;
        _r /= n;
        return d;
    }
    const uint32_t q = N / n, nq = n * q;
    while(1){
        uint32_t newr = my_gen_rand32();
        if(newr < nq){
            uint32_t d = newr % n; //newr is a random variable of modulus n
            if(_m < q){ //there is more entropy in newr than in _r
                _m = q;
                _r = newr / n;
            }
            return d;
        } else{
            COUNTFAILURES();
        }
    }
}

```

Acknowledgments

The author thanks Professors S. Marmi and A. Profeti for allowing access to hardware.

Contents

1	Introduction	1
2	Process splitting	2
2.1	Mathematical formulation	3
3	Recycling in uniform random number generation	5
3.1	Mathematical analysis of the efficiency	6
4	Speed, simple vs complex algorithms	7
5	Code structure	7
5.1	Data flow	7
5.2	Back-end PRNG	7
5.3	Ad hoc functions	8
5.4	Uniform RNGs	8
6	Numerical tests	9
6.1	Architectures	9
6.2	Timing	9
7	Conclusions	10
A	Test results	11
A.1	Speed of back-end RNGs and Ad hoc functions	11
A.2	Graphs	12

A.2.1	Uniform random functions	12
A.2.2	Integer arithmetic	17
B	C code	18
B.1	Back-end RNGs	18
B.1.1	RNG.c File Reference	18
B.1.2	Detailed Description	18
B.1.3	Define Documentation	18
B.1.4	Function Documentation	19
B.2	ad hoc functions	19
B.2.1	ad hoc.c File Reference	19
B.2.2	Detailed Description	20
B.2.3	Function Documentation	20
B.3	Uniform random functions	24
B.3.1	uniform random func.c File Reference	24
B.3.2	Detailed Description	25
B.3.3	Define Documentation	25
B.3.4	Function Documentation	25

References

- [1] “Doctor Jacques” (2004) at the Math forum <http://mathforum.org/library/drmath/view/65653.html>
- [2] Mutsuo Saito and Makoto Matsumoto (2008), “SIMD oriented Fast Mersenne Twister(SFMT): a 128-bit Pseudorandom Number Generator.” “Monte Carlo and Quasi-Monte Carlo Methods 2006”, Springer, pp. 607 – 622. DOI 10.1007/978-3-540-74496-2_36. *The source code (ver. 1.3.3) is available from* <http://www.math.sci.hiroshima-u.ac.jp/~m-mat/MT/SFMT/index.html>
- [3] Mutsuo Saito and Makoto Matsumoto (2009), “A PRNG Specialized in Double Precision Floating Point Number Using an Affine Transition.” “Monte Carlo and Quasi-Monte Carlo Methods 2008”, Springer, pp. 589 – 602. DOI 10.1007/978-3-642-04107-5_38
- [4] George Marsaglia (2003) “Xorshift RNGs.” Journal of Statistical Software, 8, 1-9. <http://www.jstatsoft.org/v08/i14/>.
- [5] L. Blum, M. Blum, and M. Shub (1986), “A Simple Unpredictable Pseudo-Random Number Generator.” *SIAM J. Comput.* 15, 364, DOI 10.1137/0215025