

FINITE DIFFERENCE APPROXIMATIONS FOR THE FIRST-ORDER HYPERBOLIC PARTIAL DIFFERENTIAL EQUATION WITH POINT-WISE DELAY

PARAMJEET SINGH AND KAPIL K. SHARMA

ABSTRACT. Explicit numerical methods based on Lax-Friedrichs and Leap-Frog finite difference approximations are constructed to find the numerical solution of the first-order hyperbolic partial differential equation with point-wise delay or advance, *i.e.*, shift in space. The differential equation involving point-wise delay and advance models the distribution of the time intervals between successive neuronal firings. In this paper, we continue the numerical study which was initiated in [1]. We construct higher order numerical approximations and discuss their consistency, stability and convergence. The numerical approximations constructed in this paper are consistent, stable under CFL condition, and convergent. We also extend our methods to the higher space dimensions. Some test examples are included to illustrate our approach. These examples verify the theoretical estimates and shows the effect of point-wise delay on the solution.

Keywords: hyperbolic partial differential equation, differential difference equation, point-wise delay, finite difference method

1. INTRODUCTION

Partial differential difference equations or more generally partial functional differential equations can be found in several mathematical models of control theory, mathematical biology, climate models, mathematical economics, the theory of systems which communicate through lossless channels, meteorology, and many other areas, see [2, 3, 4, 5, 6]. Several biological phenomena can be mathematically modeled by using the time dependent first-order partial differential equations of hyperbolic type which contains point-wise delay or shift in space. A detailed mathematical analysis and numerical computations of the ordinary delay differential equations is discussed by Bellen and Zennaro [7] and references therein. In this paper, we continue the study which was initiated in [1], *i.e.*, we consider the following first-order hyperbolic partial differential equation having point-wise delay with an initial data u_0 on domain $\Omega := (0, X)$. In general it reads

$$(1) \quad \begin{aligned} u_t + au_x &= bu(x - \alpha, t), & x \in \Omega, t > 0 \\ u(x, 0) &= u_0(x), & x \in \bar{\Omega} \\ u(s, t) &= \phi(s, t), & \forall s \in [-\alpha, 0], t > 0, \quad \text{for } a > 0 \\ u(X, t) &= \psi(t), & \text{for } a < 0, \end{aligned}$$

where $a = a(x, t)$ and $b = b(x, t)$ are sufficiently smooth functions of x and t , α is the value of the point-wise delay which is non-zero fixed real number. We also assume that a and b are bounded in the entire domain and a is not changing its sign in the entire domain. Let $|a(x, t)| < A$ and $|b(x, t)| < B$, $\forall (x, t)$. The unknown function u is defined in the underlying domain and also in the intervals $[-\alpha, 0]$ due to the presence of point-wise delay. So our domain is $[-\alpha, 0] \cup [0, X]$ and $t > 0$. The coefficients are sufficiently smooth functions in these intervals and the unknown function u is as smooth as the initial data. Due to the presence of point-wise delay in equation (1), we need a boundary-interval condition in the left side of domain, *i.e.*, in the interval $[-\alpha, 0]$. The equation (1) is first-order hyperbolic with difference terms, so it requires one boundary

condition according to the direction of characteristics [8]. A similar equation to (1) having positive shift in right side is obtained by replacing $-\alpha$ with β , see [1]. Numerical schemes for equation having positive shift can be obtained in similar fashion by replacing point-wise delay with advance.

Due to the presence of point-wise delay and non-constant coefficients, it is not difficult but to some extent impossible to find the analytic solution of such type of partial differential equations by using the usual methods to find the exact solution of partial differential equations, see [9]. Also we cannot solve such type of partial differential difference equations with classical numerical methods [10, 11, 12, 13]. Ordinary differential equations with difference terms (delay) are quite well understood by now but there is no comparable theory for partial differential equations (i.e. for time and space dependent unknowns). Numerical solution of a general class of delay differential equation, including stiff problem, differential-algebraic delay equations and neutral problem is discussed by Guglielmi et al. in [14]. Implicit Runge-Kutta method is applied in modified form and possible difficulties are discussed. Asymptotic stability properties of implicit Runge-Kutta method for ordinary delay differential equations is considered by Hairer et al. in [15]. Parabolic partial differential equations with time delay is considered in [16]. The equation (1) is of the form 1-D scalar conservation laws with source term in right side which is the function of x and t and this source contains point-wise delay.

If delay and advance arguments are sufficiently small, the authors used the Taylor series approximations for the difference arguments and proposed an explicit numerical scheme based on the upwind finite difference method which is discussed in [17]. This method has restriction on the size of point-wise delay and advance. Equation containing only point-wise delay or advance is considered by the authors in [1]. This scheme tackles small as well as large difference argument and has first-order convergence in both space and time.

In the following, we construct numerical approximations based on the Lax-Friedrichs and the Leap-Frog finite difference approximations to increase the order of convergence. The applicability of the second-order finite difference method remains valid to solve such type of hyperbolic partial differential difference equations provided the geometry of underlying domain is not complicated. Also it is easy to extend our ideas into higher space dimensions in finite difference approximations. In the construction of numerical schemes, a special type of mesh is generated during the discretization so that the difference argument also belong to the discrete set of grid points. The numerical methods works for large as well as small values of point-wise delay. We construct the numerical schemes to find the approximate solution of problem (1) in section 2 and discuss the consistency, stability and convergence. Also we discuss the extensions of numerical methods in higher space dimensions in section 3. In section 4, we include some numerical test examples to validate the predicted theory. Finally, in section 5, we make some concluding remarks illustrating the effect of difference arguments on the solution behavior.

2. NUMERICAL APPROXIMATIONS

In this section, we construct numerical schemes based on the finite difference method [8, 18, 19]. We construct explicit numerical approximations for the given equation (1) based on Lax-Friedrichs and Leap-frog finite difference approximations. For space-time approximations based on finite differences, the (x, t) plane is discretized by taking mesh width Δx and time step Δt , and defining the grid points (x_j, t_n) by

$$x_j = j\Delta x, \quad j = 0, 1, \dots, J-1, J; \quad t_n = n\Delta t, \quad n = 0, 1, 2, \dots$$

Now we look for the approximate numerical solution U_j^n that approximate $u(x_j, t_n), \forall j, n$. We write the closure of $\Omega_{\Delta x}$ as $\bar{\Omega}_{\Delta x}$ and $\bar{\Omega}_{\Delta x} = (x_j = j\Delta x, \quad j = 0, 1, 2, \dots, J)$.

2.1. Lax-Friedrichs approximation: In this numerical approximation, we approximate the time derivative by forward difference and space by centered difference and then we replace U_j^n by the mean value between U_{j+1}^n and U_{j-1}^n for stability purpose, see [8]. Numerical approximation is given by

$$(2) \quad \frac{U_j^{n+1} - \frac{U_{j+1}^n + U_{j-1}^n}{2}}{\Delta t} + a_j^n \frac{U_{j+1}^n - U_{j-1}^n}{2\Delta x} = b_j^n u(x_j - \alpha, t_n).$$

To tackle the point-wise delay in the numerical approximation (2), we discretize the domain in such a way that $(x_j - \alpha)$ is a nodal point, $\forall j = 0, 1, \dots, J$, i.e., we choose Δx s.t. $\alpha = m_0 \Delta x$, $m_0 \in \mathbb{N}$ and we take total number of points in x -direction s.t.

$$J = \frac{X}{\Delta x} = kX \frac{\text{mantissa}(\alpha)}{\alpha}, \quad k \in \mathbb{N},$$

where mantissa of any real number is defined as positive fractional part of that number.

The term containing point-wise delay ($\forall j = 0, 1, \dots, J$) can be written as

$$u(x_j - \alpha, t_n) = u(j\Delta x - m_0\Delta x, t_n)$$

$$= u((j - m_0)\Delta x, t_n)$$

$$\approx U_{j-m_0}^n.$$

Therefore, the numerical approximation is given by

$$(3) \quad \frac{U_j^{n+1} - \frac{U_{j+1}^n + U_{j-1}^n}{2}}{\Delta t} + a_j^n \frac{U_{j+1}^n - U_{j-1}^n}{2\Delta x} = b_j^n U_{j-m_0}^n, \quad \forall j = 1, 2, \dots, J - 1,$$

together with initial and boundary-interval conditions as following

$$(4a) \quad U_j^0 = u^0(x_j), \quad \forall j = 1, 2, \dots, J - 1$$

$$(4b) \quad U_0^n = u(s, t_n) = \phi(s, t_n), \quad \forall s \in [-\alpha, 0], \quad n = 0, 1, 2, \dots$$

$$(4c) \quad U_J^n = \psi(t_n), \quad n = 0, 1, 2, \dots$$

Now we prove consistency, stability, and convergence of the numerical approximation (3-4).

Theorem 2.2. *Let the function u_0 be sufficiently smooth then the explicit numerical scheme (3) is consistent of order 2 in space and of order 1 in time. Also if CFL condition is satisfied, then on the arbitrary finite time interval $[0, t_f]$, the numerical scheme (3) is stable in the maximum norm where stability constant is of the form $C = 1 + O(\Delta t)$, and hence convergent.*

Proof. Firstly, we study the consistency of the numerical scheme (2). The consistency error of the numerical scheme (3) is the difference between the two sides of the equation when the approximation U_j^n is replaced throughout by the exact solution $u(x_j, t_n)$ of the differential equation (1). If u is sufficiently smooth, then the consistency error T_j^n of the difference scheme (3) is given by

$$T_j^n = \frac{u(x_j, t_{n+1}) - \frac{u(x_{j+1}, t_n) + u(x_{j-1}, t_n)}{2}}{\Delta t} + a_j^n \frac{u(x_{j+1}, t_n) - u(x_{j-1}, t_n)}{2\Delta x} - b_j^n u_{j-m_0}^n.$$

By using the Taylor series approximation for the term $u(x_j, t_{n+1})$ w.r.t. to t and for the terms $u(x_{j-1}, t_n)$ and $u(x_{j+1}, t_n)$ w.r.t. x , we get

$$\begin{aligned} T_j^n &= [u_t + \frac{\Delta t}{2} u_{tt} - \frac{\Delta x^2}{\Delta t} u_{xx} + O(\Delta t^2) + O(\frac{\Delta x^4}{\Delta t^2})]_j^n + [a(u_x + \frac{\Delta x^2}{6} u_{xxx}) + O(\Delta x^4)]_j^n - b_j^n u_{j-m_0}^n \\ &= [u_t + au_x]_j^n - b_j^n u_{j-m_0}^n + \frac{\Delta t}{2} u_{tt} - \frac{\Delta x^2}{\Delta t} u_{xx} + \frac{\Delta x^2}{6} a_j^n u_{xxx} + O(\Delta x^4 + \Delta t^{-1} \Delta x^4 + \Delta t^2). \end{aligned}$$

As u satisfy the given differential equation (1), we have

$$[u_t + au_x]_j^n - b_j^n u_{j-m_0}^n = 0.$$

Therefore, the consistency error is given by

$$T_j^n = \frac{\Delta t}{2} u_{tt} - \frac{\Delta x^2}{\Delta t} u_{xx} + \frac{\Delta x^2}{6} a_j^n u_{xxx} + O(\Delta x^4 + \Delta t^{-1} \Delta x^4 + \Delta t^2).$$

Therefore, $T_j^n \rightarrow 0$ while $(\Delta x, \Delta t) \rightarrow (0, 0)$, which implies the numerical scheme is consistent of order 2 in space and of order 1 in time as long as $\Delta t^{-1} \Delta x^2 \rightarrow 0$.

Now by solving the finite difference scheme (3) for U_j^{n+1} , we get

$$(5) \quad U_j^{n+1} = \frac{1}{2}(U_{j+1}^n + U_{j-1}^n) - \frac{a_j^n \Delta t}{2\Delta x}(U_{j+1}^n - U_{j-1}^n) + \Delta t b_j^n U_{j-m_0}^n, \quad \forall j = 1, 2, \dots, J-1.$$

By applying the triangle inequality, we obtain

$$|U_j^{n+1}| \leq \frac{1}{2} \left| \left(1 - \frac{a_j^n \Delta t}{\Delta x} \right) \right| |U_{j+1}^n| + \frac{1}{2} \left| \left(1 + \frac{a_j^n \Delta t}{\Delta x} \right) \right| |U_{j-1}^n| + \Delta t |b_j^n| |U_{j-m_0}^n|.$$

Now by taking the maximum norm, we get

$$\begin{aligned} \|U^{n+1}\|_{\infty, \Delta x} &= \max_j |U_j^{n+1}| \\ &\leq \frac{1}{2} \max_j \left| \left(1 - \frac{a_j^n \Delta t}{\Delta x} \right) \right| |U_{j+1}^n| + \frac{1}{2} \max_j \left| \left(1 + \frac{a_j^n \Delta t}{\Delta x} \right) \right| |U_{j-1}^n| + \Delta t \max_j |b_j^n| |U_{j-m_0}^n|. \end{aligned}$$

Using CFL condition $\frac{A\Delta t}{\Delta x} \leq 1$ [where A is the bound of $a(x, t)$, $\forall (x, t)$], first two terms in above inequality can be combined and we get

$$\|U^{n+1}\|_{\infty, \Delta x} \leq (1 + B\Delta t) \|U^n\|_{\infty, \Delta x},$$

where $|b(x, t)| < B$, $\forall (x, t)$. The term $B\Delta t$ can be controlled by Δt from which we can predict that effect of the term $B\Delta t$ is of the form $O(\Delta t)$. Using these values, we get the following estimate

$$\|U^{n+1}\|_{\infty, \Delta x} \leq (1 + O(\Delta t)) \|U^n\|_{\infty, \Delta x}$$

i.e.,

$$\|U^{n+1}\|_{\infty, \Delta x} \leq C \|U^n\|_{\infty, \Delta x},$$

which implies the stability of the numerical approximation, where stability constant C is of the form $C = 1 + O(\Delta t)$.

Now the error in the numerical approximation (5) is given by

$$e_j^n = U_j^n - u(x_j, t_n).$$

We set $e_j^n = U_j^n - u(x_j, t_n)$ in (5). The approximate solution U_j^n satisfies the difference equation (5) exactly, while exact solution $u(x_j, t_n)$ leaves the remainder $T_j^n \Delta t$. Therefore, the error in the numerical approximation is given by

$$e_j^{n+1} = (1 - a_j^n \frac{\Delta t}{\Delta x}) e_{j+1}^n + (1 + a_j^n \frac{\Delta t}{\Delta x}) e_{j-1}^n + b_j^n \Delta t e_{j-m_0}^n - \Delta t T_j^n,$$

and $e_0^n = 0$.

Let $E^n = \max_j \{|e_j^n|, j = 0, 1, \dots, J\}$.

For $|a_j^n \frac{\Delta t}{\Delta x}| \leq 1$,

$$\begin{aligned} E^{n+1} &= \max_j |e_j^{n+1}| \\ &\leq E^n + |b_j^n| \Delta t E^n + \Delta t \max_j |T_j^n| \\ &\leq E^n + B \Delta t E^n + \Delta t \max_j |T_j^n| \\ &= (1 + B \Delta t) E^n + \Delta t \max_j |T_j^n|, \end{aligned}$$

since we are using the given initial value for U_j^n , so $E^0 = 0$ and if we suppose that the consistency error is bounded *i.e.* $|T_j^n| \leq T_{max}$, then by using induction method in the above inequality

$$E^n \leq n \Delta t T_{max} \leq t_f T_{max},$$

where $n \Delta t = t_f$, which proves that the numerical scheme (3) is convergent provided that the solution u has bounded derivatives up to second order. \square \square

2.3. Leap-Frog approximation: In this numerical approximation, we use central difference for both the space and time. The numerical approximation for equation (1) is given by

$$(6) \quad \frac{U_j^{n+1} - U_j^{n-1}}{2\Delta t} + a_j^n \frac{U_{j+1}^n - U_{j-1}^n}{2\Delta x} = G_j^n, \quad \forall j = 1, 2, \dots, J-1;$$

together with initial and boundary-interval conditions as given in (4).

We write the numerical approximation as below

$$(7) \quad U_j^{n+1} = U_j^{n-1} - \frac{a_j^n \Delta t}{\Delta x} (U_{j+1}^n - U_{j-1}^n) + 2\Delta t b_j^n U_{j-m_0}^n, \quad \forall j = 1, 2, \dots, J-1.$$

This scheme uses two time intervals to get a central time difference and spreads its legs to pick up the space difference at the intermediate time level. It is an explicit scheme which requires a special technique to get it started. The initial condition will usually determine the values of U^0 but U^1 can be obtained by any convenient one-step scheme. In this case, we initialize the numerical scheme (7) with the Lax-Friedrichs scheme (3). Then this scheme gives U^2, U^3, \dots in succession.

Now we discuss consistency, stability and convergence of this numerical approximation. The consistency error of the numerical scheme (6) is the difference between the two sides of the equation when the approximation U_j^n is replaced throughout by the exact solution $u(x_j, t_n)$ of the differential equation (1). If u is sufficiently smooth, then the consistency error T_j^n of the difference scheme (6) is given by

$$\begin{aligned} T_j^n &= \frac{u(x_j, t_{n+1}) - u(x_j, t_{n-1})}{2\Delta t} + a_j^n \frac{u(x_{j+1}, t_n) - u(x_{j-1}, t_n)}{2\Delta x} - b_j^n u_{j-m_0}^n \\ &= [u_t + \frac{\Delta t^2}{6} u_{ttt} + O(\Delta t^4)]_j^n + [a(u_x + \frac{\Delta x^2}{6} u_{xxx}) + O(\Delta x^4)]_j^n - b_j^n u_{j-m_0}^n \\ &= [u_t + a u_x]_j^n - b_j^n u_{j-m_0}^n + \frac{\Delta t^2}{6} u_{ttt} + \frac{\Delta x^2}{6} u_{xxx} + O(\Delta x^4) + O(\Delta t^4). \end{aligned}$$

Here we used the Taylor series approximations for the terms $u(x_j, t_{n+1})$ and $u(x_{j-1}, t_n)$ w.r.t. t and x respectively.

As u satisfy the given differential equation (1),

$$[u_t + a u_x]_j^n - b_j^n u_{j-m_0}^n = 0.$$

Therefore, the consistency error is given by

$$T_j^n = \frac{\Delta t^2}{6} u_{ttt} + \frac{\Delta x^2}{6} u_{xxx} + O(\Delta x^4) + O(\Delta t^4).$$

Now $T_j^n \rightarrow 0$ while $(\Delta x, \Delta t) \rightarrow (0, 0)$, which implies that the numerical scheme (6) is consistent of order 2 in both space and and time.

Now the Leap-Frog scheme (6) is consistent of order 2 in both space and time, the stability condition is the same as in the case of right hand side is zero, see [19]. When the term containing point-wise delay is zero, it has been shown [19] that Leap-Frog scheme is stable if the CFL number is strictly less than 1, that is $A \frac{\Delta t}{\Delta x} < 1$, where A is the bound of a . Also we have proved in the previous numerical scheme (3) that right hand side effects only on the form of stability constant. Therefore, the numerical approximation is stable in the L_2 -norm provided CFL condition is satisfied. Now the proposed finite difference approximation is linear, therefore, by Lax-Richtmyer Equivalence Theorem it is convergent [19].

3. EXTENSION TO HIGHER SPATIAL DIMENSIONS

We now consider the extensions of our numerical schemes to the higher spatial dimensions. For the sake of simplicity, we consider the problem in two spatial dimensions. The extension to three spatial dimensions can be done in a similar fashion [20, 21]. The natural generalization of the one-dimensional model problem (1) is the following equation together with initial data and boundary-intervals conditions

$$(8) \quad u_t + au_x + bu_y = cu(x - \alpha, y - \beta, t),$$

where a, b, c are functions of x, y and t . α and β are the values of the point-wise delay in x and y -direction respectively. We consider the rectangular domain in the (x, y) -plane as $0 < x < X, 0 < y < Y$. For numerical approximations, we discretize the domain by taking uniform grid points with a spacing Δx in the x -direction and Δy in the y -direction. The grid points (x_i, y_j, t_n) are defined as following

$$x_i = i\Delta x, \quad i = 0, 1, \dots, J_x; \quad y_j = j\Delta y, \quad j = 0, 1, \dots, J_y; \quad t_n = n\Delta t, \quad n = 0, 1, 2, \dots$$

Now we write the extension of Lax-Friedrichs scheme (3). The approximate solution is denoted by $U_{i,j}^n$. Numerical scheme is given by

$$(9) \quad U_{i,j}^{n+1} = \frac{1}{4}(U_{i+1,j}^n + U_{i-1,j}^n + U_{i,j+1}^n + U_{i,j-1}^n) - \frac{\Delta t}{2\Delta x} a_{i,j}^n (U_{i+1,j}^n - U_{i-1,j}^n) \\ - \frac{\Delta t}{2\Delta y} b_{i,j}^n (U_{i,j+1}^n - U_{i,j-1}^n) + \Delta t c_{i,j}^n U_{i-m_0, j-q_0}^n,$$

together with appropriate initial data and boundary-interval conditions. Here we take the grid points in both the directions (x and y) in such a way that the term containing point-wise delays is also belong to discrete set of grid points which can be done as we did in the one dimensional case. We take total number of points in both x and y direction such that corresponding delays are on m_0 and q_0 node and total number of points in both the directions are given by

$$J_x = \frac{X}{\Delta x} = kX \frac{\text{mantissa}(\alpha)}{\alpha}, \quad k \in \mathbb{N}, \\ \text{and } J_y = \frac{Y}{\Delta y} = rY \frac{\text{mantissa}(\beta)}{\beta}, \quad r \in \mathbb{N}.$$

Most of the analysis of the numerical approximation in one dimension is easily extended to the two dimensional case as discussed by Morton et al. in [8]. Truncation error of this approximation

(9) will remain as in one dimensional case except some additions due to the presence of y variable [8]. Usual analysis will give the CFL condition for stability in the following form

$$\frac{A\Delta t}{\Delta x} + \frac{B\Delta t}{\Delta x} \leq 1,$$

where A and B are the bounds of a and b respectively.

Proof of convergence follows in similar way, leading to error in the approximation

$$E^n \leq n\Delta t T_{max} \leq t_f T_{max},$$

provided that the CFL condition is satisfied and u has bounded derivatives of second order. Similarly the extension of the Leap-Frog numerical approximation (6) with appropriate initial data and boundary-interval conditions is given by

$$(10) \quad U_{i,j}^{n+1} = U_{i,j}^{n-1} - \frac{a_{i,j}^n \Delta t}{\Delta x} (U_{i+1,j}^n - U_{i-1,j}^n) - \frac{b_{i,j}^n \Delta t}{\Delta y} (U_{i,j+1}^n - U_{i,j-1}^n) + 2\Delta t c_{i,j}^n U_{i-m_0,j-q_0}^n.$$

4. ILLUSTRATION EXAMPLES

Purpose of this section is to include some test examples to validate the predicted theory established in the paper and to illustrate the effect of point-wise delay on the solution behavior. The maximum absolute errors for the Lax-Friedrichs approximation and square root errors for the Leap-Frog approximation are calculated using the double mesh principle [22] as the exact solution for the considered examples are not available. We perform numerical computations using MATLAB. The maximum absolute error is given by

$$E(\Delta x, \Delta t) = \max_{0 \leq j \leq J, 0 \leq n \leq N} \left| U_{\Delta x}^{\Delta t}(j, n) - U_{\Delta x/2}^{\Delta t/2}(2j, 2n) \right|.$$

Similarly we find the square root errors for the Leap-Frog approximation.

Example 1. We consider the differential difference equation (1) with the following coefficients and initial–boundary conditions :

$$\begin{aligned} a(x, t) &= \frac{1+x^2}{1+2xt+2x^2+x^4}; & b(x, t) &= 0.5; \\ u(x, 0) &= \exp[-10(4x-1)^2]; & u(s, t) &= 0, \quad \forall s \in [-\alpha, 0]. \end{aligned}$$

We consider $\Omega = (0, 1)$, $\Delta x = .001 = \Delta t$. The numerical solution is plotted in Figure 1 with $\alpha = 0.02$ at the time $t = 0.5$ by both the numerical approximations. We observe that graphs of computed solution are very close to each other but there is a slight difference near the peak of the graphs. In Figure 2 and 3, we show the change in solution with the time by both the numerical approximations. As time increases, both the graphs shift to the right side with the time. The error tables 1 and 2 illustrate that the proposed numerical methods are convergent in both space and time direction. Error Tables are plotted by refining the grid points .

Example 2. We consider the differential difference equation (1) with the following variable coefficients and initial–boundary conditions :

$$\begin{aligned} a(x, t) &= \frac{1+x^2}{1+2xt+2x^2+x^4}; & b(x, t) &= \frac{1}{1+x^2 t^2}; \\ u(x, 0) &= \exp[-10(4x-1)^2]; & u(s, t) &= 0, \quad \forall s \in [-\alpha, 0]. \end{aligned}$$

In this example, we consider the original problem (1) with variable coefficients. We consider $\Omega = (0, 1)$, $\Delta x = .001 = \Delta t$. The computed approximate solution is plotted in Figure 4 with $\alpha = 0.05$ at time $t = 0.5$ by both the numerical approximations. Both the approximations has slightly different at maxima but at other points graphs are very close to each other. To show the effect of point-wise delay on the solution behavior, we show the numerical solution with

spatial variable x in Figure 5 and 6 by the Lax-Friedrichs and the Leap-Frog approximation respectively. By changing the value of point-wise delay, we observe that as the value of α is increased, the height of impulse is decreased and width is decreased. As the exact solution of this problem is not available, we calculate the maximum and square errors by refining the grid points. Analysis of Tables 3 and 4 also verify the convergence of both the approximations in the space as well as time.

Example 3. We consider the 2 – D differential difference equation (8) with the following coefficients and initial–boundary conditions :

$$\begin{aligned} a(x, y, t) &= \frac{1+x^2+y^2}{1+2(x+y)t+2(x^2+y^2)+x^4}; & b(x, y, t) &= \frac{1}{1+(x^2+y^2)t^2}; & c(x, y, t) &= 0.1; \\ u(x, 0) &= \exp[-10(4x + 4y - 1)^2]; \\ u(s_1, s_2, t) &= 0, \quad \forall s_1 \in [-\alpha, 0] \quad \text{and} \quad \forall s_2 \in [-\beta, 0]. \end{aligned}$$

We consider the two dimensional problem (8) with variable coefficients. We consider $\Omega = (0, 1) \times (0, 1)$, $\Delta x = \Delta y = .01$ and time step $\Delta t = .001$. The approximate numerical solutions are plotted with $\alpha = 0.5$ and $\beta = 0.5$ at time $t = 0.5$ by Lax-Friedrichs and Leap-Frog scheme in Figure 7 and Figure 8 respectively.

TABLE 1. The maximum absolute errors for Example 1 by using Lax-Friedrichs scheme with $\alpha = 0.05$

$\Delta t \downarrow \Delta x \rightarrow$	1/100	1/200	1/400	1/800
$\Delta x/2$	0.053623	0.024289	0.011064	0.004520
$\Delta x/4$	0.026758	0.011382	0.006565	0.002265
$\Delta x/8$	0.014642	0.005163	0.002344	0.001041
$\Delta x/16$	0.008525	0.004416	0.001789	0.000836

TABLE 2. The square root errors for Example 1 by using Leap-Frog scheme with $\alpha = 0.5$

$\Delta t \downarrow \Delta x \rightarrow$	1/100	1/200	1/400	1/800
$\Delta x/2$	0.039607	0.018968	0.009380	0.003678
$\Delta x/4$	0.017185	0.007408	0.003681	0.001538
$\Delta x/8$	0.008517	0.003695	0.001840	0.000769
$\Delta x/16$	0.003750	0.001347	0.000770	0.000285

TABLE 3. The maximum absolute errors for Example 2 by using Lax-Friedrichs scheme with $\alpha = 0.05$

$\Delta t \downarrow \Delta x \rightarrow$	1/100	1/200	1/400	1/800
$\Delta x/2$	0.053308	0.024327	0.011097	0.006541
$\Delta x/4$	0.027900	0.011334	0.005577	0.002174
$\Delta x/8$	0.017055	0.004971	0.002233	0.001044
$\Delta x/16$	0.013255	0.002274	0.001042	0.000433

TABLE 4. The square root errors for Example 2 by using Leap-Frog scheme with $\alpha = 0.1$

$\Delta t \downarrow \Delta x \rightarrow$	1/100	1/200	1/400	1/800
$\Delta x/2$	0.041308	0.019827	0.009815	0.004897
$\Delta x/4$	0.020042	0.009843	0.004901	0.002448
$\Delta x/8$	0.009951	0.004915	0.002450	0.001224
$\Delta x/16$	0.004969	0.002457	0.001225	0.000612

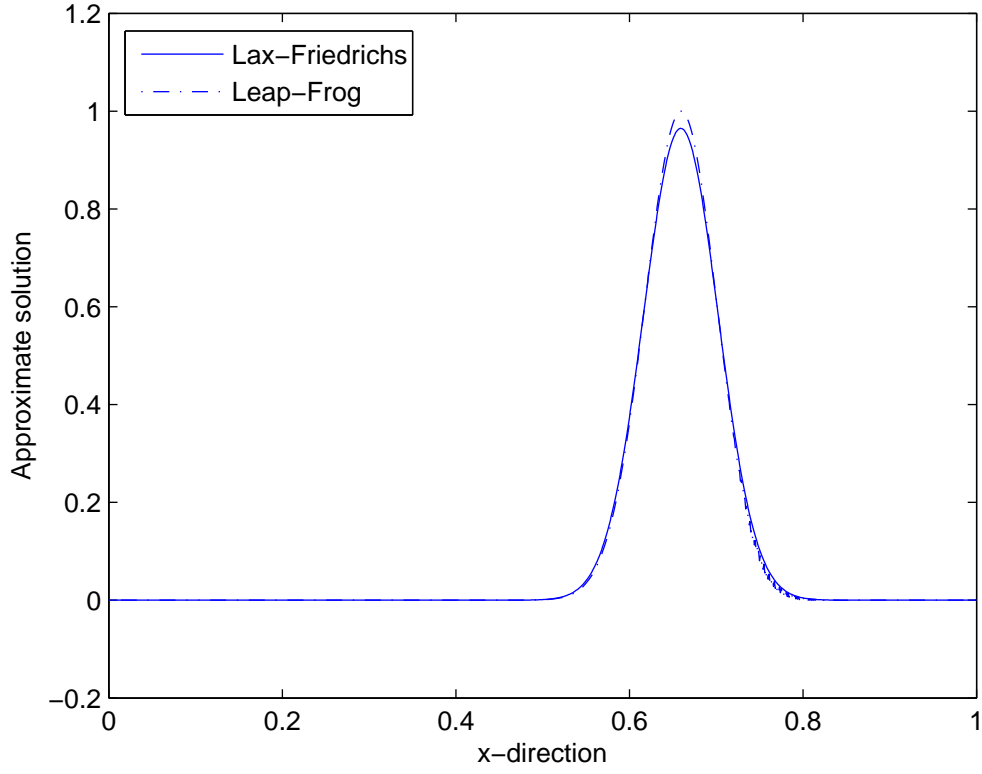


FIGURE 1. Example 1: The approximate solution by both the schemes for $\alpha = 0.8$ at $t = 0.5$

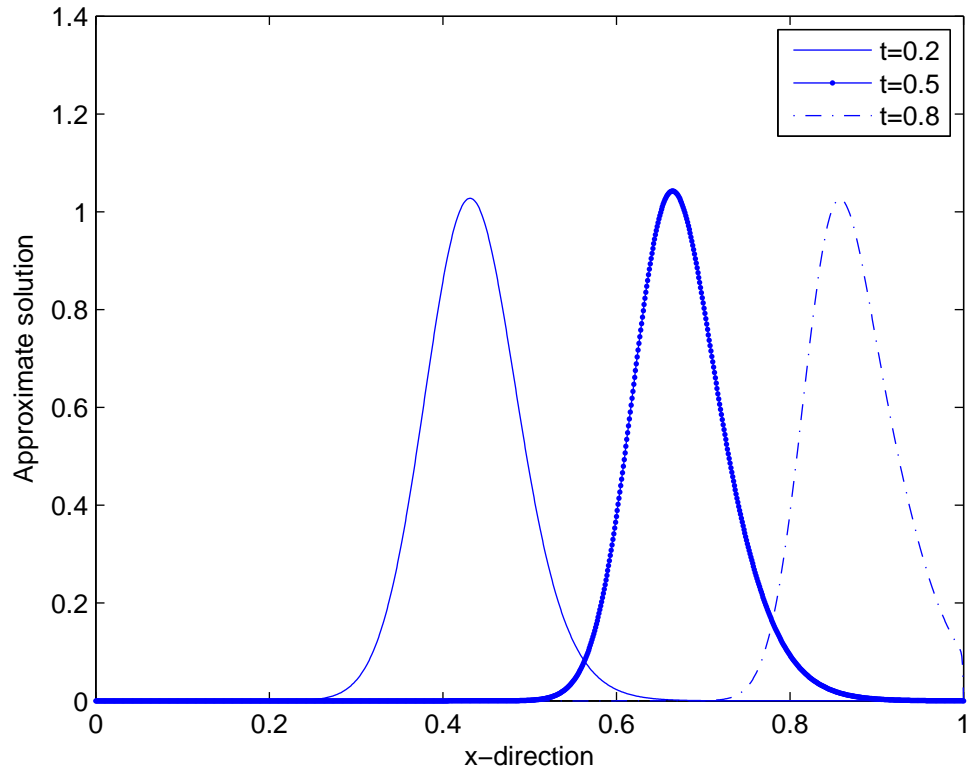


FIGURE 2. Example 1: The approximate solution at different time levels with the Lax-Friedrichs scheme for $\alpha = 0.08$

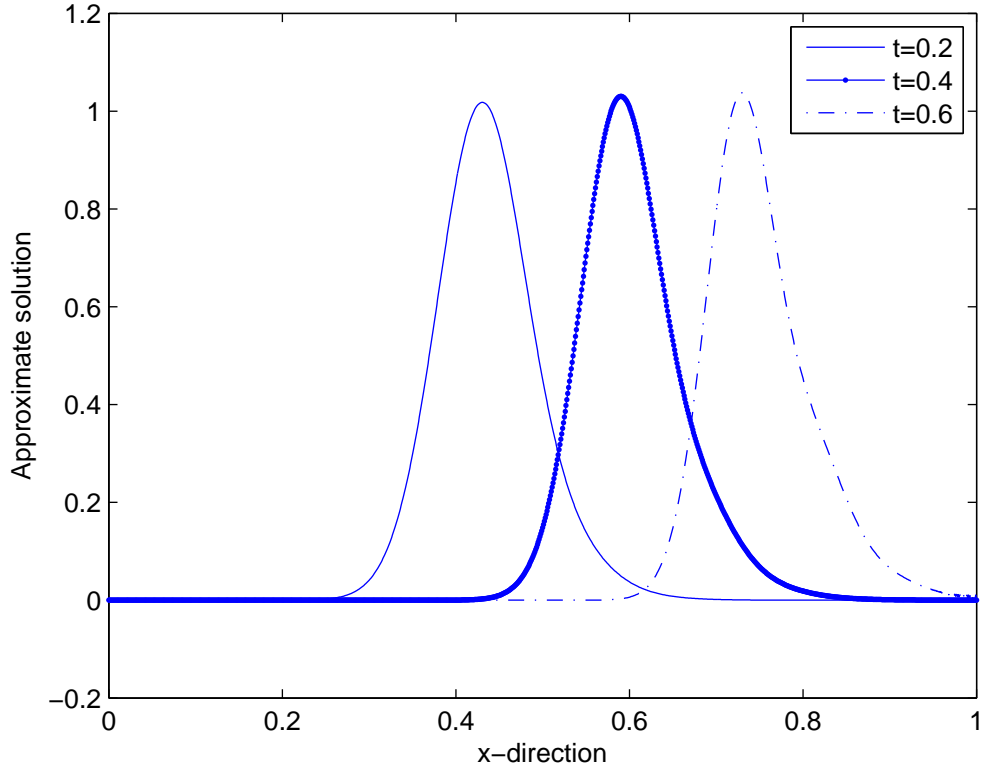


FIGURE 3. Example 1: The approximate solution at different time levels with the Leap-Frog scheme for $\alpha = 0.1$

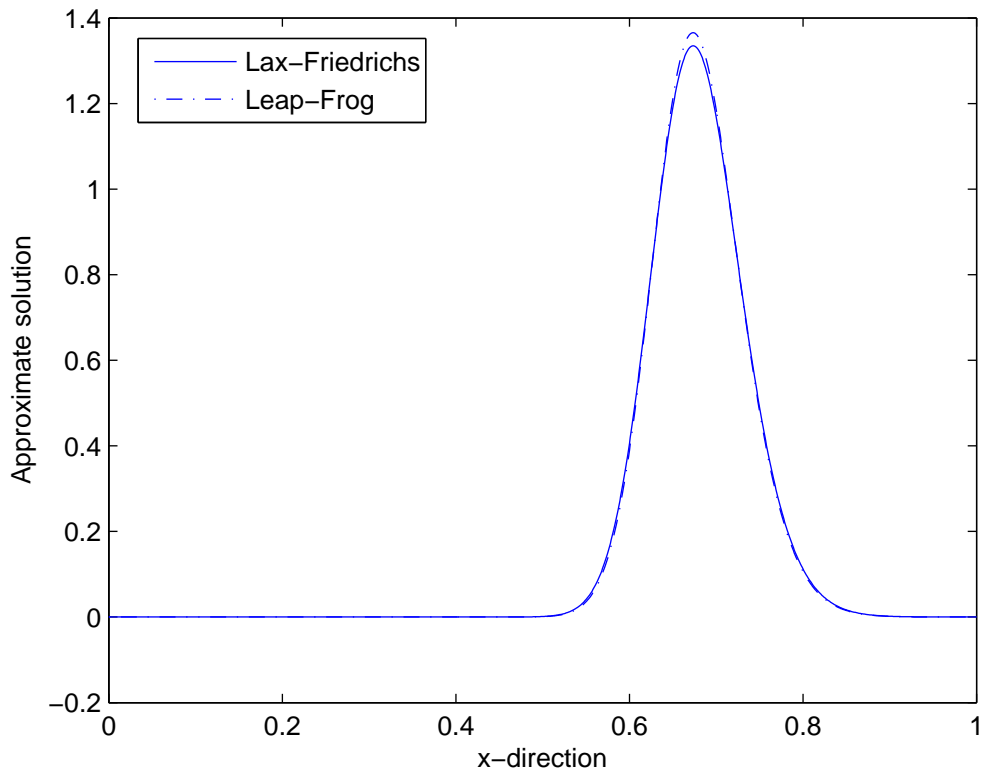


FIGURE 4. Example 2: The approximate solution by both the schemes for $\alpha = .05$ at $t = 0.5$

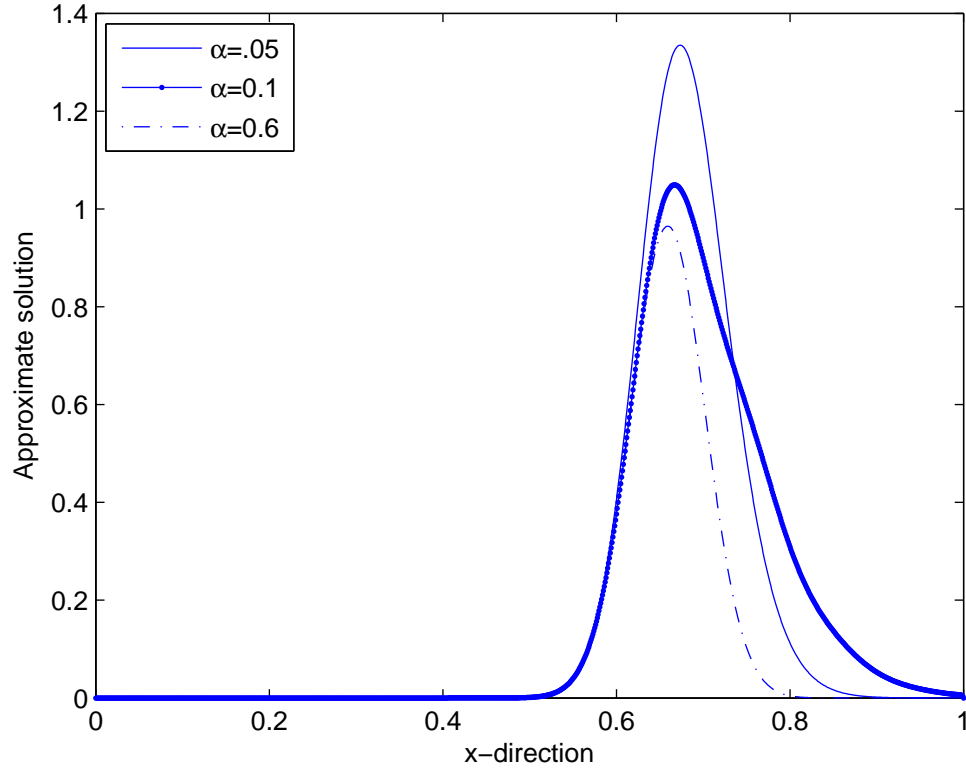


FIGURE 5. Example 2: The effect of the point-wise delay on solution at $t = 0.5$ by Lax-Friedrichs scheme

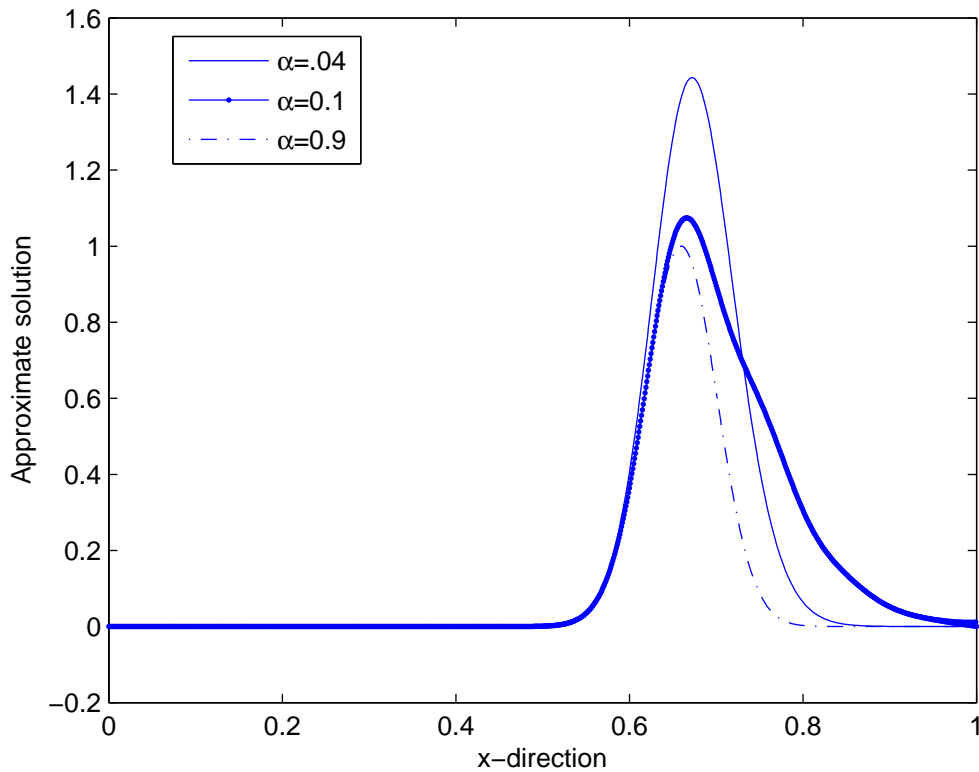


FIGURE 6. Example 2: The effect of the point-wise delay on solution at $t = 0.5$ by Leap-Frog scheme

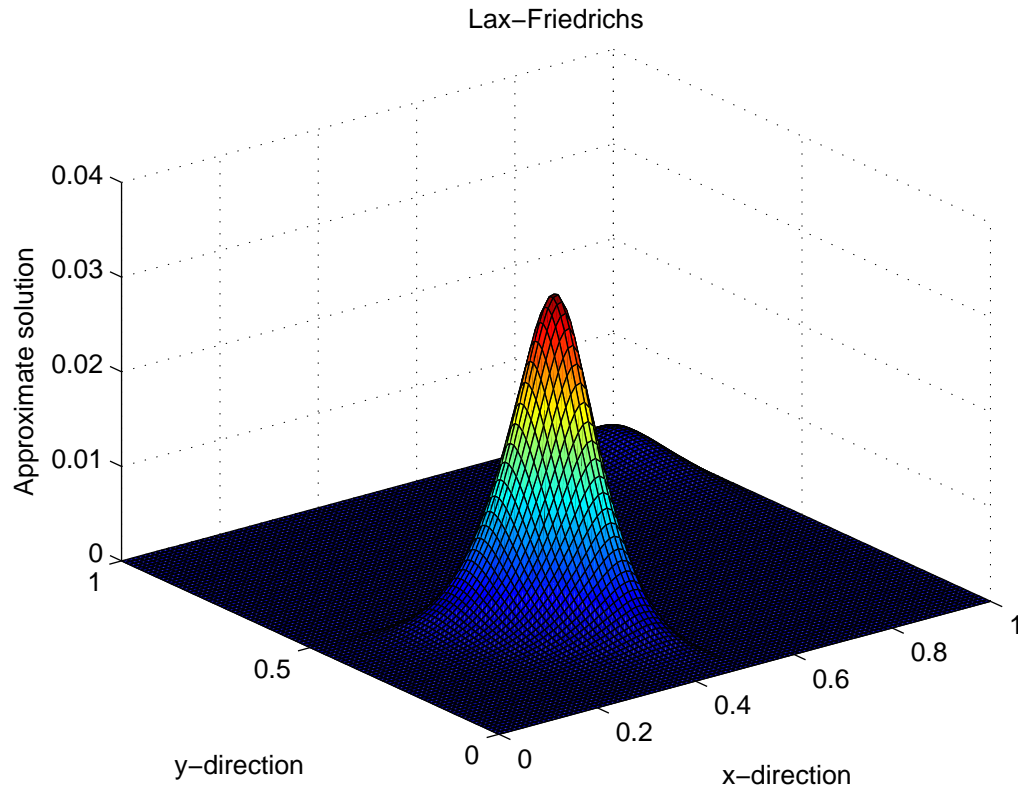


FIGURE 7. Example 3: The approximate solution for $\alpha = 0.5$ and $\beta = 0.5$ at $t = 0.5$

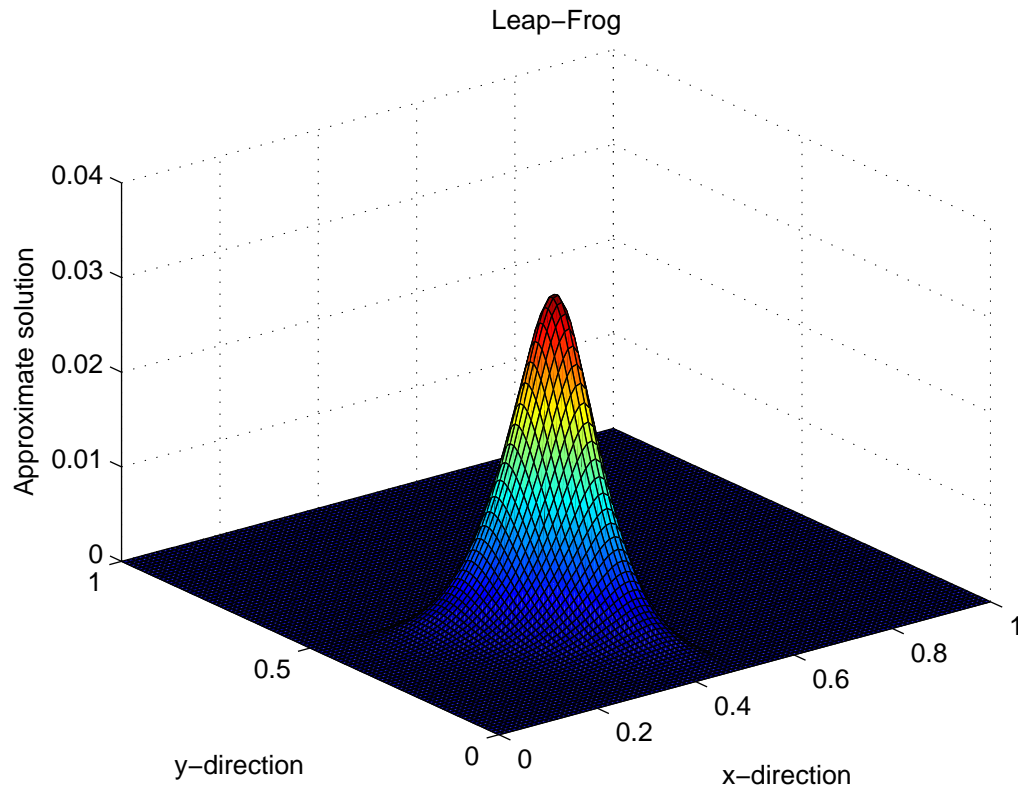


FIGURE 8. Example 3: The approximate solution for $\alpha = 0.5$ and $\beta = 0.5$ at $t = 0.5$

5. CONCLUDING REMARKS

We proposed in this paper a way to process hyperbolic partial differential equation with point-wise delay. It mainly relies on the constructions of finite difference approximations of order greater than one in space. In this numerical analysis, two explicit numerical methods based on the Lax-Friedrichs and the Leap-Frog finite difference methods are constructed to find the numerical solution of target problem with point-wise delay. The consistency, stability and convergence analysis proves that proposed numerical schemes are consistent, stable with CFL condition and convergent in both space and time. These second-order numerical methods in space maintains the height and width better than a first-order scheme as discussed by the authors in [1]. The effect of point-wise delay on the solution behavior is shown by taking some test examples. Error Tables illustrate the fact that methods are convergent in space and time. Also we extends our ideas in higher space dimensions and include numerical experiments to show the behavior of solution in two space dimensions.

Finally, we remark that the strategy developed here can be applied to a problem having multiple point-wise delay or advance or both.

Acknowledgments: The first author is thankful to the Council of Scientific and Industrial Research, New Delhi, India for providing financial assistance in terms of Senior Research Fellowship. The authors are also thankful to Professor Bernardo Cockburn, School of Mathematics, University of Minnesota, Minneapolis, USA for his invaluable suggestions while preparing this manuscript.

REFERENCES

- [1] Paramjeet Singh and Kapil K. Sharma, Numerical solution of first-order hyperbolic partial differential-difference equation with shift, *Numer. Methods Partial Differential Equations* 26 (1), 107-116, 2010.
- [2] J. K. Hale and S. M. Verduyn Lunel, *Introduction to Functional Differential Equations*, Springer-Verlag, New York, 1993.
- [3] B. Perthame, *Transport Equations in Biology*. Series 'Frontiers in Mathematics', Birkhäuser Verlag, Basel, 2007.
- [4] Jianhong Wu, *Theory and Applications of Partial Functional Differential Equations*, Springer-Verlag, New York, 1996.
- [5] V. Kolmanovskii and A. Myshkis, *Introduction to the Theory and Applications of Functional Differential Equations*, Kluwer Academic Publishers, Dordrecht, 1999.
- [6] R. B. Stein, A theoretical analysis of neuronal variability, *Biophysic. J.*, Vol.5, 173-194, 1965.
- [7] A. Bellen and M. Zennaro, *Numerical Methods for Delay Differential Equations*, Oxford University Press, New York, 2003.
- [8] K. W. Morton and D. F. Mayers, *Numerical Solution of Partial Differential Equations*, Second edition, Cambridge University Press, New York, 2005.
- [9] L. C. Evans, *Partial Differential Equations*, AMS, Providence, 1998.
- [10] C. Grossmann, H.-G. Roos and M. Stynes, *Numerical Treatment of Partial Differential Equations*, Springer-Verlag, Berlin, 2007.
- [11] E. Godlewski and P.-A. Raviart, *Numerical Approximation of Hyperbolic Systems of Conservation Laws*, Springer-Verlag, New York, 1996.
- [12] A. G. Kulikovskii, N. V. Pogorelev and A. Yu. Semenov, *Mathematical Aspects of Numerical Solution of Hyperbolic Systems*, Monographs and Surveys in Pure and Applied Mathematics, Vol. 118, Chapman and Hall/CRC, Boca Raton, 2001.
- [13] H. J. Schroll and R. Winther, Finite difference schemes for scalar conservation laws with source terms, *IMA J. Numer. Anal.*, 16, 201-215, 1996.
- [14] Nicola Guglielmi and Ernst Hairer, Implementing Radau IIA methods for stiff delay differential equations, *Computing* 67, 1-12, 2001.
- [15] Nicola Guglielmi and Ernst Hairer, Geometric proofs of numerical stability for delay equations, *IMA J. Numer. Anal.* 21, 439-450, 2001.

- [16] S. Vandewalle and M. J. Gander, Optimized overlapping Schwarz methods for parabolic PDEs with time-delay, *Domain Decomposition Methods in Science and Engineering, Lecture Notes in Computational Science and Engineering* 40, Springer Verlag, 291-298, 2004.
- [17] Kapil K. Sharma and Paramjeet Singh, Hyperbolic partial differential-difference equation in the mathematical modeling of neuronal firing and its numerical solution, *Appl. Math. Comput.* 201, 229-238, 2008.
- [18] R. J. Leveque, *Numerical Methods For Conservation Laws, Lectures in Mathematics*, ETH Zürich, Birkhäuser, Basel, 1999.
- [19] J. C. Strikwerda, *Finite Difference Schemes and Partial Differential Equations*, Second edition, SIAM, Philadelphia, 2004.
- [20] P. D. Lax and B. Wendroff, Systems of Conservation Laws, *Comm. Pure Appl. Math.* 13, 217-237, 1960.
- [21] Y. Zhang and B. Tabarrok, Modifications to the Lax-Wendroff scheme for hyperbolic systems with source terms, *Int. J. Numer. Meth. Engng.* 44, 27-40, 1999.
- [22] E. P. Doolan, J. J. H. Miller and W. H. A. Schilders, *Uniform Numerical Methods for Problems with Initial and Boundary Layers*, Boole Press, Dublin, 1980.

LABORATOIRE JACQUES-LOUIS LIONS, UNIVERSITÉ PIERRE ET MARIE CURIE, PARIS, FRANCE

DEPARTMENT OF MATHEMATICS, PANJAB UNIVERSITY, CHANDIGARH, INDIA

DEPARTMENT OF MATHEMATICS, PANJAB UNIVERSITY, CHANDIGARH, INDIA