

# Strongly Coupled Perturbations in Two-Field Inflationary Models

Sera Cremonini♣♠\*

♣ *Centre for Theoretical Cosmology, DAMTP, CMS,*

*University of Cambridge, Wilberforce Road, Cambridge, CB3 0WA, UK*

♠ *George and Cynthia Mitchell Institute for Fundamental Physics and Astronomy*

*Texas A&M University, College Station, TX 77843-4242, USA*

Zygmunt Lalak<sup>†</sup> and Krzysztof Turzyński<sup>‡</sup>

*Institute of Theoretical Physics, Warsaw University, ul. Hoża 69, 00-681 Warsaw, Poland*

We study models of inflation with two scalar fields and non-canonical kinetic terms, focusing on the case in which the curvature and isocurvature perturbations are strongly coupled to each other. In the regime where a heavy mode can be identified and integrated out, we clarify the passage from the full two-field model to an effectively single-field description. However, the strong coupling sets a new scale in the system, and affects the evolution of the perturbations as well as the beginning of the regime of validity of the effective field theory. In particular, the predictions of the model are sensitive to the relative hierarchy between the coupling and the mass of the heavy mode. As a result, observables are not given unambiguously in terms of the parameters of an effectively single field model with non-trivial sound speed. Finally, the requirement that the sound horizon crossing occurs within the regime of validity of the effective theory leads to a lower bound on the sound speed. Our analysis is done in an extremely simple toy model of slow-roll inflation, which is chosen for its tractability, but is non-trivial enough to illustrate the richness of the dynamics in non-canonical multi-field models.

---

\*Electronic address: sera@physics.tamu.edu, S.Cremonini@damtp.cam.ac.uk

<sup>†</sup>Electronic address: lalak@fuw.edu.pl

<sup>‡</sup>Electronic address: turzyn@fuw.edu.pl

## Contents

<b>I. Introduction</b>	3
<b>II. The Model</b>	5
<b>III. Strongly Coupled Curvature and Isocurvature Perturbations</b>	7
<b>IV. The Passage to the Effective Single-Field Description</b>	11
A. The Gelaton Model	12
B. From the Two-Field Dynamics to the Single-Field Description	14
1. Simple Analytic Estimates	15
2. Numerical Analysis	18
3. Summary of Results	21
<b>V. Two-Field Dynamics: Catalogue of Possibilities</b>	22
<b>VI. Discussion and Conclusions</b>	24
<b>Acknowledgements</b>	27
<b>Appendix: Evolution of Curvature and Isocurvature Perturbations</b>	27
<b>References</b>	34

## I. INTRODUCTION

Over the years inflation has proven to be remarkably successful at describing cosmological evolution. However, it is still unclear how it might arise within the framework of a more fundamental theory. For example, inflationary model building in the context of string theory has been faced with many challenges (see, *e.g.*, [1–3] for comprehensive reviews). Nonetheless, one can still try to ask whether any of the generic ingredients of string theory – the presence of extra dimensions, new symmetries, the large number of light scalar fields – might lead to distinct predictions on low-energy effective field theories, and in particular leave imprints on inflationary dynamics.

It is well known that string theory compactifications come with a variety of scalar moduli fields which parametrize the geometry of the extra dimensions, as well as the string coupling. The fact that such light fields can have problematic cosmological consequences, such as the late entropy production [4], the overclosure problem [5] or the overshoot problem [6], has driven a large effort to find mechanisms to stabilize them. Also, having models with moduli stabilized is the starting point for quasi-realistic phenomenology, and allows for the computation of relevant scales (the string scale, the gravitino mass, etc) from first principles [7]. Recent years have seen much progress in this direction, with the emergence of concrete moduli-fixing techniques (for reviews see, *e.g.*, [8–10]). An obvious application of moduli potentials is to the realm of inflation – once some of the light scalars acquire a potential, it is natural to ask whether the potential may support inflationary conditions and whether the predictions for the inflationary observables agree with the measurements.

At present, the most relevant observables are the fluctuations of the cosmic microwave background (CMB), accurately measured by the WMAP satellite [11]. Inflationary predictions for the detectable CMB fluctuations depend mainly on two parameters: the normalization of the power spectrum of the curvature perturbations,  $\mathcal{P}_{\mathcal{R}}$ , and the running of the spectrum of these perturbations,  $n_s$ . In slow-roll single-field models, these quantities are linked to the inflationary potential  $V$  by the following relations (see *e.g.* [12]):

$$\mathcal{P}_{\text{sf}} = \frac{V}{24\pi^2 M_P^4 \epsilon}, \quad n_s = 1 - 6\epsilon + 2\eta, \quad (1)$$

where  $\epsilon \equiv -\dot{H}/H^2$  and  $\eta = V''/(3H^2)$ . The sensitivity of the PLANCK satellite [13], currently taking data, and future missions may lead to discovery of even more subtle features of the CMB, *e.g.* primordial tensor perturbations or primordial non-gaussianities.

In this paper we would like to go beyond minimal models of inflation and consider scenarios with more than one scalar field active during inflation, focusing in particular on the role of non-canonical kinetic terms. This type of setting is well-motivated by known examples of string compactifications, in which the dynamics of the moduli  $X^I$  is often governed by a non-trivial moduli space metric  $G_{IJ}$ . In the lower-dimensional effective action, this gives rise to a kinetic term for the scalars of the form  $\mathcal{L}_{kin} = G_{IJ} \partial_\mu X^I \partial^\mu X^J$ . As long as the moduli-space metric is not flat, one is lead generically to non-canonical kinetic terms. Such terms can enhance the coupling between the curvature perturbations (measured in the CMB) and the isocurvature perturbations, resulting in interesting predictions [14–21]. For example, such a coupling can affect the evolution of the perturbations on super-Hubble scales, *e.g.* modifying the running of the spectral index and leading to an enhancement of the redness of the spectrum, as was shown in [22]. Such terms are also relevant for non-gaussianities, which are often enhanced in multi-field models with non-canonical kinetic terms, even if only one of the fields drives inflation [23].

With these motivations in mind, we wish to extend our study of models of two-field inflation [22], by concentrating on the effects of a large coupling between the curvature and isocurvature perturbations. This research was initiated by the authors of [24], who found that the full evolution of the perturbations in such models, on sufficiently large scales, may be effectively described by single-field models with a speed of sound smaller than unity – a non-decoupling effect of the heavy isocurvature mode integrated out. We will extend these results in many aspects. First, we will show that the presence of such a coupling leads to a suppression of the perturbations well inside the Hubble radius, before the passage to the effective theory can be made. Second, we will find that in the effective theories of [24] (*i.e.*, assuming a sound horizon crossing within the regime of validity of the effective theory) there exists a lower bound on the speed of sound. We will also show that the passage to the effective theory (and in particular the beginning of its regime of validity) is different if the above assumption is not satisfied – a direct result of the fact that the large coupling introduces a new scale in the system. This will in turn affect

the inflationary observables. Last but not least, we will argue that for certain choices of the parameters in our models, curvature perturbations develop a temporary instability around the Hubble radius crossing, which can significantly enhance their amplitude. All these effects can have important implications for the spectrum of the curvature perturbations.

The paper is organized as follows. In Section II we briefly introduce our very simplified inflationary model that will serve as an illustration of the origin of possible new effects in the inflationary dynamics. Section III contains a discussion of the evolution of the perturbations, and Section IV a comparison to the dynamics observed in effective single-field models. Since not all aspects of the two-field dynamics can be captured by such models, we present a more complete catalogue of predictions in Section V. We summarize and discuss our results in Section VI. The Appendix contains detailed calculations of the results that we refer to in Section III.

## II. THE MODEL

Our main interest in this paper is in exploring the effects of a large coupling between the curvature and the isocurvature perturbations, due to a non-canonical term. We will consider two-field models described by an effective Lagrangian of the form

$$\mathcal{L}_{\text{eff}} = R - \frac{1}{2} g^{\mu\nu} \partial_\mu \phi \partial_\nu \phi - \frac{1}{2} e^{2b(\phi)} g^{\mu\nu} \partial_\mu \chi \partial_\nu \chi - V(\phi, \chi), \quad (2)$$

with  $\chi$  playing the role of the inflaton field, and  $\phi$  coupling to  $\chi$  through  $b(\phi)$  in the non-canonical kinetic terms. Following our previous analysis of the small coupling scenario [22], we make several rather simplifying assumptions, and choose the ingredients of the model to isolate new effects arising in the presence of strong non-canonicity. Namely, we choose a trajectory in field space which corresponds to holding  $\phi$  constant. Thus,  $\phi$  plays the role of a spectator field. The non-trivial curvature of the field-space metric enables the isocurvature perturbations to affect the curvature perturbation, even in the absence of a direct interaction term in the potential. As we shall see in more detail later, the coupling between the curvature and isocurvature perturbations is described by a dimensionless quantity

$$\xi \equiv M_P \sqrt{2\epsilon} \partial_\phi b. \quad (3)$$

Motivated by typical string theory compactifications, we assume that  $b$  is a linear function of  $\phi$ . We also assume – to make the analysis tractable – that the potential takes the simple form

$$V(\phi, \chi) = V_0 \left[ 1 + \alpha \left( \frac{\phi - \phi_0}{M_P} \right)^2 + \beta \frac{\chi - \chi_0}{M_P} \right]. \quad (4)$$

Since the spectator field  $\phi$  is approximately constant, it is natural to expand the potential around its minimum, and expect a quadratic dependence of this type. Also, the linear potential for the inflaton  $\chi$  can be motivated by invoking an approximate shift symmetry, which is not spoiled by the non-canonicity, since the latter is only a function of  $\phi$ . In fact, there are string theory constructions [25, 26] which make use of axion monodromies and approximate shift symmetries to construct linear inflaton potentials, and result in super-Planckian field excursions (see also [27]).

While kinetic terms of the type of (2) arise generically in many supergravity constructions, the potential is an obvious simplification – we are ignoring various corrections (for example, corrections to the leading order dimensional reduction), and a proper analysis would have to include such effects. One should also worry about whether it is natural to take the coupling  $\xi$  between the curvature and isocurvature perturbations to be large. However, our approach here is rather phenomenological – we assume that one can have enhanced non-canonicity, and study a toy model which serves as a playground for better understanding the rich structure of multi-field dynamics. There may be generic lessons to be learned by studying such a set-up, independently of its UV completion. Our interest is in the evolution of the full two-moduli system in the presence of strongly coupled perturbations, with particular emphasis on whether any qualitative signatures might be somehow lost in attempting to reduce the model to a single-field one. The great simplification offered by our toy model is that the parameters entering the perturbation equations have no implicit time dependence, making the analysis analytically tractable<sup>1</sup>.

---

<sup>1</sup> We checked numerically that this holds for the parameter choices considered here.

### III. STRONGLY COUPLED CURVATURE AND ISOCURVATURE PERTURBATIONS

It is well-known that in multi-field inflationary models the evolution of the curvature and isocurvature perturbations is coupled on super-Hubble scales if the inflationary trajectory in field space is curved (see *e.g.* [28] for the action expanded to the second order in perturbations and [23, 29, 30] for the third-order action) and/or the field-space metric itself has a nontrivial curvature (see *e.g.* [14–21]). In this section we discuss the main features of the evolution of the coupled curvature and isocurvature perturbations, for the simple setup we introduced in Section II, leaving all details to the Appendix. We also identify the regime in which the two-field dynamics can be described in terms of an effectively single field theory.

It is particularly convenient to work with  $u_\sigma = Q_\sigma/a$  and  $u_s = \delta s/a$ , where  $Q_\sigma$  and  $\delta s$  are the Mukhanov-Sasaki variables associated with, respectively, the perturbations along the field trajectory and orthogonal to it. These are often referred to as the instantaneous adiabatic (or curvature) and entropy (or isocurvature) perturbations [28]. Assuming that the effects of the coupling  $\xi$  dominate over the contribution from the potential (with a possible exception of a large mass of the perturbation perpendicular to the inflationary trajectory, described by a ‘slow-roll’ parameter  $\eta_{ss} \equiv V_{ss}/3H^2$ ), the perturbations equations [19] in conformal time  $\tau$  become:

$$\left[ \left( \frac{d^2}{d\tau^2} + k^2 - \frac{2}{\tau^2} \right) + \begin{pmatrix} 0 & \frac{2\xi}{\tau} \\ -\frac{2\xi}{\tau} & 0 \end{pmatrix} \frac{d}{d\tau} + \begin{pmatrix} 0 & -\frac{4\xi}{\tau^2} \\ -\frac{2\xi}{\tau^2} & \frac{1}{\tau^2}(3\eta_{ss} - 2\xi^2) \end{pmatrix} \right] \begin{pmatrix} u_1 \\ u_2 \end{pmatrix} = 0. \quad (5)$$

They can be further rewritten along the lines of [19] in a way that resembles more closely a standard harmonic oscillator, and makes the early-time evolution of the modes particularly simple to study. Introducing a new basis  $\vec{\mathcal{U}} = R^{-1}\vec{u}$  for the perturbations, where  $R$  is a time-dependent rotation matrix,

$$R = \begin{pmatrix} \cos(\xi \log(-k\tau)) & -\sin(\xi \log(-k\tau)) \\ \sin(\xi \log(-k\tau)) & \cos(\xi \log(-k\tau)) \end{pmatrix}, \quad (6)$$

the perturbation equations (5) take the much simpler harmonic oscillator form

$$\vec{\mathcal{U}}'' + \left( k^2 - \frac{2}{\tau^2} + \frac{1}{\tau^2} R^T \mathcal{M} R \right) \vec{\mathcal{U}} = 0, \quad (7)$$

where we have introduced an effective ‘mass matrix’ given by:

$$\mathcal{M} = \begin{pmatrix} \xi^2 & -3\xi \\ -3\xi & 3\eta_{ss} - \xi^2 \end{pmatrix}. \quad (8)$$

We note that, for the case of canonical kinetic terms, where  $\xi = 0$ , the system (7) reduces to that studied by many authors (*e.g.* in [31] and more recently also in [32]), where the perturbation equations (in the slow-roll approximation) were written in the analogous form<sup>2</sup>:

$$\mathcal{U}_I'' + \left(k^2 - \frac{2}{\tau^2}\right)\mathcal{U}_I = \frac{3}{\tau^2} \sum_J M_{IJ} \mathcal{U}_J. \quad (9)$$

By comparing (7) and (9) it is now evident that the non-canonicity encoded by  $\xi$  not only affects the eigenvalues of the interaction matrix  $M_{IJ}$ , but also adds to it a strong time-dependent rotation.

To highlight the possible hierarchy of masses in the effective mass matrix  $\mathcal{M}$ , it turns out to be convenient to introduce a parameter  $\nu$  defined by

$$\nu\xi^2 \equiv 3\eta_{ss} - \xi^2, \quad (10)$$

in terms of which (8) takes the suggestive form:

$$\mathcal{M} = \begin{pmatrix} \xi^2 & -3\xi \\ -3\xi & \nu\xi^2 \end{pmatrix}. \quad (11)$$

Note that, while for  $\nu \approx 1$  its mass eigenvalues are nearly equal,  $\lambda_{1,2} \approx \xi^2 \pm 3\xi$ , for large  $\nu$  there is a clear hierarchy,  $\lambda_2 \sim \nu\lambda_1 + \mathcal{O}(\xi^{-2}) \gg \lambda_1$ . As we will see in Section IV, the  $\nu \sim 1$  case – no hierarchy of masses in the effective mass matrix – is precisely what is needed to achieve a very small sound speed in the effectively single-field description.

We now move on to discussing briefly the behavior of the solutions of the perturbation equations, under some simplifying assumptions. We relegate all details to the Appendix. Deep inside the Hubble radius, at early times  $\tau \rightarrow -\infty$ , the last term in (7) can be neglected, and the system reduces to that of two uncoupled harmonic oscillators, describing two independent perturbations,

---

<sup>2</sup> In the limit  $\xi \rightarrow 0$  our  $M_{IJ}$  reduces to  $\text{diag}(0, -\eta_{ss})$ , with the large negative eigenvalue signaling the presence of a heavy field, and the behavior of the modes is as described in [32].



$\mathcal{U}_I^{(i)} \sim \delta_{iI} e^{-ik\tau}$ . After Hubble radius crossing, at sufficiently late times  $k|\tau| < |\xi|$ , we can neglect the  $k$ -dependent terms in (5). We then find four asymptotic solutions, shown in the Appendix. One of them describes a growing mode of an almost massless perturbation, corresponding to the curvature perturbation. Another one is a decaying mode of an almost massless perturbation. The other two solutions correspond to positive- and negative-energy solutions for a massive mode with an effective mass squared

$$m_{\text{eff}}^2 = V_{ss} + 2\xi^2 H^2 = (3\eta_{ss} + 2\xi^2)H^2 = (\nu + 3)\xi^2 H^2, \quad (12)$$

which we can associate with the isocurvature mode. In fact, we can characterize the evolution of the perturbations more accurately than by describing only their asymptotic behavior. To this end, we can assume a solution in the form of a power series in  $(k\tau)$ , and find its coefficients by solving (5) order by order. This somewhat tedious calculation is carried out for the curvature perturbation in the Appendix.

The remarks above seem to contradict the general notion that on super-Hubble scales the curvature and the isocurvature perturbations should be strongly coupled for  $\xi \gg 1$ . However, we have just seen that only the curvature mode remains frozen-in, apparently unaffected by the presence of the isocurvature mode. It is therefore interesting to study the evolution of the perturbations in more detail. In particular, we would like to determine the effective single-field theory which can be used to describe the evolution of the curvature modes on large scales, and the regime of its validity. We are particularly interested in the  $\nu \sim 1$  case which, corresponding to a very small sound speed, is the most relevant phenomenologically.

In order to study the effective single-field theory, it is useful to recast (7) in a slightly different form. By choosing appropriate combinations  $\mu_{\pm}$  of the eigenvalues of the effective mass matrix, it is possible to isolate the rapidly oscillating terms in (7), and rewrite the perturbation equations as:

$$\vec{\mathcal{U}}'' + \left[ \left( k^2 + \frac{\mu_+^2 - 2}{\tau^2} \right) + \frac{\mu_-^2}{\tau^2} \begin{pmatrix} -\cos(2\xi \log(-k\tau)) & \sin(2\xi \log(-k\tau)) \\ \sin(2\xi \log(-k\tau)) & \cos(2\xi \log(-k\tau)) \end{pmatrix} \right] \vec{\mathcal{U}} = 0. \quad (13)$$

The precise expressions for  $\mu_{\pm}$  are shown in Appendix. Here we simply note that for  $\nu \sim 1$  the

two parameters can be approximated by:

$$\mu_+^2 \sim \xi^2, \quad \mu_-^2 \sim \max\left(3\xi, (\nu - 1)\frac{\xi^2}{2}\right). \quad (14)$$

Since we are working under the assumption of strong coupling,  $\xi \gg 1$ , our parameter choice  $\nu \sim 1$  corresponds to  $\mu_+ \gg \mu_-$ . Thanks to this hierarchy, the effects of the rapid rotation are suppressed, and (13) can be solved perturbatively. Thus, as long as the  $\mu_-$  term can be neglected, the solutions of (13) consist of two independently evolving modes<sup>3</sup> of nearly equal masses  $\sim \mu_+ H$ ,

$$\vec{\mathcal{U}}_{(0)}^{(a,b)} \sim \sqrt{-k\tau} e^{-i\mu_+ \log(-k\tau)} \vec{e}_\pm, \quad \vec{e}_\pm = \begin{pmatrix} 1 \\ \pm i \end{pmatrix}. \quad (15)$$

The leading solution (15) can be easily corrected, by plugging  $\vec{\mathcal{U}}_{(0)}$  into the  $\mu_-$  term in (13), and treating it as a source. Details of this iterative procedure are described in the Appendix.

What do we learn from this analysis? First, in the leading order approximation in which the  $\mu_-$  term is neglected, one can unambiguously identify the mass eigenvalues, and finds that the two modes have the same behavior and nearly equal masses. This tells us that there is no naturally heavy mode which can be identified and integrated out, and therefore no effectively single-field description of the dynamics of the system. Furthermore, to ensure that our correction to (15) is in fact small, and in particular smaller than any of the terms dropped in the leading order approximation, we need  $\mu_-^2/(k\tau)^2 \ll 1$ . Thus, our approximations and perturbative procedure break down when  $|k\tau| \sim \mathcal{O}(\mu_-)$ . Recalling from (14) how  $\mu_-$  was defined, we see that this break-down happens when

$$-k\tau \sim \max\{\sqrt{\xi}, \sqrt{\nu - 1}\xi\}, \quad (16)$$

where we dropped numerical factors of order one. Thus, we expect that the period during which both fields decay as massive modes (with nearly equal masses) ends as soon as  $-k\tau$  reaches the *larger* of the values  $\sim \sqrt{\xi}$  or  $\sim \sqrt{\nu - 1}\xi$ . This time marks the onset of the asymptotic behavior of the solutions and the beginning of the effective single-field description, as we describe in more detail next.

---

<sup>3</sup> In the limit  $\mu_- \rightarrow 0$ , the solutions can be written in terms of Bessel functions. Here we give their approximate behavior, assuming that  $\mu_+ \gg 1$  and  $k\tau \ll \mu_+$ , and neglecting factors  $k^2$  and  $1/\tau^2$  in the uncoupled equation.

#### IV. THE PASSAGE TO THE EFFECTIVE SINGLE-FIELD DESCRIPTION

The analysis of the super-Hubble evolution in Section III revealed the existence of a massless mode corresponding to the curvature perturbation and a massive mode describing the isocurvature perturbation. If such a mass hierarchy is present, one can in principle integrate out the heavy degree of freedom, and obtain an effectively single-field description. In fact, the same inflationary model we are discussing here – with a large coupling between curvature and isocurvature perturbations – was studied previously in [24], under the assumption that the isocurvature perturbations are heavy (compared to the Hubble scale). In that regime, the authors of [24] claimed that it is legitimate to consider an effective single-field theory of inflation, whose equations of motion are very similar to ordinary models of inflation – with the exception that the propagation of the curvature modes is slowed down by interactions with the isocurvature perturbations (hence the name, *the gelaton scenario*). This slow-down can be understood in terms of the presence of an effective speed of sound  $c_s$  in the equation of motion of the curvature perturbations. The authors of [24] concluded that such models are capable of mimicking the dynamics of known single-fields models with  $c_s \neq 1$ , of which Dirac-Born-Infeld (DBI) inflation [33] is a prime example and, in particular, that large non-gaussianities can be generated in the gelaton scenario.

Here we would like to compare our full two-field dynamics to that of the gelaton model. We are particularly interested in asking whether there are any (potentially significant) qualitative differences between the original two-field model and the effective single-field description obtained by integrating out the heavy gelaton field. However, as alluded to in Section III and discussed in much detail in the Appendix, the identification of mass parameters in the equations of motion can be basis-dependent. Therefore, a correct identification of the mass parameters of the various fields can be quite subtle, especially when a rapid rotation links the bases natural for the early-time evolution to those appropriate for the late-time evolution. We note that this subtlety is an example of a more general feature discussed already in [34]: the presence of fast oscillations introduces an additional mass scale, which differs from the Hubble parameter or the field masses. This mass scale in turn affects the evolution of the perturbations. We shall make this point more explicit below.

### A. The Gelaton Model

In single-field inflationary models with speed of sound  $c_s$ , e.g. in models of DBI inflation, the equation of motion for the perturbations

$$u'' + (c_s^2 k^2 - \frac{2}{\tau^2}) u = 0 \quad (17)$$

has a solution which reads:

$$u_{\text{eff}}(k\tau) = A e^{-\imath c_s k\tau} \left( 1 - \frac{\imath}{c_s k\tau} \right) = -\imath A \left[ \frac{1}{c_s k\tau} + \frac{1}{2} c_s k\tau - \frac{\imath}{3} c_s^2 (k\tau)^2 - \frac{1}{8} c_s^3 (k\tau)^3 + \dots \right]. \quad (18)$$

The authors of Ref. [24] use the hierarchy  $3\eta_{ss} - 2\xi^2 \gg 1$ , and the resulting hierarchy of the eigenvalues of the matrix  $Q$  in (35) to divide each component  $u_\sigma$  and  $u_s$  of the solution  $\vec{u}$  of (5) into a heavy and a light mode. After a time given by  $-k\tau = m/H$ , where  $m$  is the mass of the heavy mode, this mode decays as  $a^{-1/2}$ , oscillating rapidly. For the light mode one gets, neglecting the double time derivative in the lower component of (5):

$$\left( k^2 + \frac{1}{\tau^2} (3\eta_{ss} - 2\xi^2 - 2) \right) u_s^{\text{light}} = \frac{2\xi}{\tau} \partial_\tau u_\sigma^{\text{light}} + \frac{2\xi}{\tau^2} u_\sigma^{\text{light}}. \quad (19)$$

Neglecting  $k^2$  and plugging the solution into the upper component of (5), one finally arrives at

$$\left( 1 + \frac{4\xi^2}{3\eta_{ss} - 2\xi^2 - 2} \right) \left( \frac{d^2}{d\tau^2} - \frac{2}{\tau^2} \right) u_\sigma^{\text{light}} + k^2 u_\sigma^{\text{light}} = 0. \quad (20)$$

The important point to notice is that this is exactly of the form (17), with<sup>4</sup>

$$c_s^2 = 1 - \frac{4\xi^2}{3\eta_{ss} + 2\xi^2 - 2} \approx 1 - \frac{4\xi^2}{m_{\text{gel}}^2/H^2 + 4\xi^2}, \quad (21)$$

where, following the notation of [24], we denote the mass of the heavy mode as  $m_{\text{gel}}^2 \equiv C_{ss} \approx (3\eta_{ss} - 2\xi^2)H^2$ , and we also note that  $\xi^2 = e^{2b} b_\phi^2 \dot{\chi}^2$ . Thus, we can identify  $u_\sigma^{\text{light}}$  with  $u_{\text{eff}}$  above. We also note that the requirement  $m_{\text{gel}}/H \gg 1$  can easily be translated into a lower bound<sup>5</sup> on the sound speed if we require that  $c_s^2$  deviates significantly from 1:

$$c_s^2 \gg \frac{1}{\xi^2}. \quad (22)$$

<sup>4</sup> In the last step, we omitted  $-2$  in the denominator, which is justified for  $\xi \gg 1$  unless  $m_{\text{gel}}^2/H^2 \ll 1$ .

<sup>5</sup> We should mention that in Section IV B we will obtain a much more stringent lower bound on  $c_s$ .

By looking at the expression for the gelaton mass, it is easy to see that in order to get a very small sound speed  $c_s \ll 1$  one needs  $3\eta_{ss} \gtrsim 2\xi^2 \gg 0$ <sup>6</sup>. To make the analysis more transparent, we can rewrite the sound speed in terms of the parameter  $\nu = 3\eta_{ss}/\xi^2 - 1$  we introduced to keep track of the mass hierarchy in the mass effective matrix:

$$c_s^2 = 1 - \frac{4}{\nu + 3}. \quad (23)$$

Clearly  $\nu \gg 1$  gives the standard  $c_s = 1$  result, while in order to obtain  $c_s \ll 1$  one needs  $\nu \sim 1$ , which corresponds to no hierarchy of masses in the effective mass matrix  $\mathcal{M}$ .

It would be instructive to compare  $u_{\text{eff}}$ , defined in (18), to the full solution of the equations of motion of the original two-field model (5). The latter solution, in the form of a power series in  $(k\tau)$ , is presented in detail in the Appendix. That expansion is consistent with (18) for a large number of terms. Also, our numerical results in Section IV B 2 will show that (18) is an excellent approximation to the full solution at sufficiently late times. However, we would like to stress that although the parameter  $c_s$  in eq. (17) has the interpretation of a sound speed, and enters the dispersion relation accordingly, its presence does not guarantee the existence of the corresponding sound horizon at  $-k\tau \sim 1/c_s$ : in principle, the perturbations can cross this scale before the effective single-field theory with a nontrivial sound speed is applicable.

Before moving on, it is interesting to compare the predictions of the gelaton model for the normalization of the curvature perturbations with those coming from DBI inflation, collected in Table I. In the effective theory of the gelaton obtained in the manner shown above, the canonically normalized field corresponding to the curvature perturbations is  $u_{\text{eff}} = a Q_\sigma / c_s$ . In contrast, in the case of DBI inflation we have  $u_{\text{DBI}} = a Q_\sigma / c_s^{3/2}$  [35–38]. Both functions  $u_{\text{eff}}$  and  $u_{\text{DBI}}$  have the form (18) with  $A = 1/\sqrt{2c_s k}$ , as required by the Wronskian condition. We therefore conclude that the predictions for the normalization of the power spectrum  $\mathcal{P}_{Q_\sigma}$  in the gelaton model are larger by a factor of  $1/c_s$  than those of DBI inflation with the same sound speed  $c_s$ . In fact, this introduces an explicit dependence of the power spectrum  $\mathcal{P}_{Q_\sigma}$  of the  $Q_\sigma$  fluctuations on  $c_s$ . In contrast, in models of DBI inflation the various factors of  $c_s$  cancel and one recovers the

---

<sup>6</sup> More precisely, to get  $c_s^2 \sim \delta$ , with  $\delta$  small, we must take  $3\eta_{ss} \sim 2\xi^2(1 + 2\delta)$ . Equivalently, in terms of the gelaton mass,  $2\xi \sim \frac{1}{\sqrt{\delta}} \frac{m_{\text{gel}}}{H}$ .

	$\mathcal{P}_{Q_\sigma}$	$\mathcal{P}_{\mathcal{R}} = \left(\frac{H}{\dot{\sigma}}\right)^2 \mathcal{P}_{Q_\sigma}$
gelaton model	$\frac{H^2}{4\pi^2 c_s}$	$\frac{H^4}{4\pi^2 c_s \dot{\sigma}^2} = \frac{H^2}{8\pi^2 M_P^2 c_s \epsilon}$
DBI inflation	$\frac{H^2}{4\pi^2}$	$\frac{H^4}{4\pi^2 \dot{\sigma}^2} = \frac{H^2}{8\pi^2 M_P^2 c_s \epsilon}$

TABLE I: Comparison of the predictions for the power spectra of the gelaton model and models of DBI inflation. We denote the speed of the inflaton with respect to the cosmic time by  $\dot{\sigma}$ .

single-field result, as shown in Table I. The ‘missing’ factor of  $1/c_s$  is, however, recovered upon expressing this result in terms of the power spectrum  $\mathcal{P}_{\mathcal{R}}$  of the curvature perturbations, as in DBI inflation the definition of the slow-roll parameter  $\epsilon$  involves  $c_s$  [35–38]. We see that, despite the formal similarity of the final results, the intermediate steps leading to them are different. These differences can be traced back to the factors of  $c_s^{1/2}$  and  $c_s^{3/2}$  multiplying the background inflaton field and its fluctuation in the expansion of the DBI action [35–38], while in the action of the gelaton model these factors are equal to 1 and  $c_s$ , respectively. Moreover, in DBI inflation the power spectrum of the isocurvature perturbations is enhanced by a factor of  $1/c_s$  with respect to the curvature perturbations, while there is no such enhancement in the setup considered here.

## B. From the Two-Field Dynamics to the Single-Field Description

In the course of our discussion, we have identified four physical scales relevant for the evolution of the cosmological perturbations in our setup, corresponding to:

$$-k\tau = \{\xi, \max\left(\frac{m_{\text{gel}}}{H}, \sqrt{\xi}\right), \frac{1}{c_s}, 1\}. \quad (24)$$

The second scale – which is nothing but (16) rewritten in terms of the gelaton mass – plays a crucial role in the behavior of the system. In fact, as we argued in Section III, the time

$$-k\tau \sim \max\left(\frac{m_{\text{gel}}}{H}, \sqrt{\xi}\right) \quad (25)$$

signals the beginning of the regime of validity of the single-field effective field theory – earlier, the two modes evolve as if they had equal masses. For an easy reference, in Table II we summarize briefly the role played by each scale. Since the most phenomenologically interesting case is that with  $c_s \ll 1$ , we will analyze the behavior of the perturbations under this assumption, and

$-k\tau =$	characteristics/description
$\xi$	Both perturbations start decaying as massive modes, if $\xi > m_{\text{gel}}/H$ .
$\max\{m_{\text{gel}}, \sqrt{\xi}\}$	The curvature perturbation enters the effective single-field theory regime; the isocurvature perturbation starts/continues decaying as a massive mode.
$1/c_s$	Sound horizon crossing, if the effective single-field theory is applicable.
1	Hubble radius crossing.

TABLE II: A summary of characteristic scales governing the dynamics of the curvature and the isocurvature perturbations.

consider the effects of the possible relative hierarchies between the remaining physical scales. We start with simple analytical estimates and continue with numerical analysis supporting our naive estimates.

### 1. Simple Analytic Estimates

As we saw in IV A, the requirement of a small sound speed  $c_s \ll 1$  is equivalent to the condition  $2\xi \gg m_{\text{gel}}/H$ . We also want to look at models with  $m_{\text{gel}}/H \gg 1$ , which yields an obvious hierarchy

$$\xi \gg \max\left(\frac{m_{\text{gel}}}{H}, \sqrt{\xi}\right). \quad (26)$$

We note that for  $\nu \sim 1$  this condition is the same as the requirement  $\mu_+ \gg \mu_-$  we used to solve (13) perturbatively. Recall that having  $\mu_+ \gg \mu_-$  allowed us to reduce the full perturbation equations to those for two massive modes, with nearly equal masses  $\sim \mu_+ \sim \xi$ . Thus, the hierarchy (26) implies that at  $-k\tau = \xi$  the evolution of the perturbations changes qualitatively: instead of decaying as  $1/a$  as at very early times, the wavefunctions start decaying as those of massive modes, i.e. as  $(1/a)^{3/2}$ . This behavior then continues until  $-k\tau = \max\left(\frac{m_{\text{gel}}}{H}, \sqrt{\xi}\right)$ . In the following we will discuss the consequences of the two possible hierarchies in (26) – depending on the relative size of  $m_{\text{gel}}/H$  and  $\sqrt{\xi}$  – for the predictions of the effective single-field theory. We leave other choices for Section V, where we will explore the full range of possibilities.

The time  $-k\tau = 1/c_s$  signals the sound horizon crossing if the effective single-field theory

described by (17) is applicable. Thus, we expect a different behavior for the system depending on whether a mode crosses  $-k\tau = 1/c_s$  before or after crossing the time  $-k\tau = \max(\frac{m_{\text{gel}}}{H}, \sqrt{\xi})$  at which the effective field theory kicks in. Below we identify the parameter choices corresponding to these two situations, and obtain the resulting normalizations of the spectra of the curvature perturbations.

- We start by considering the case in which the mode crosses  $-k\tau = \max(\frac{m_{\text{gel}}}{H}, \sqrt{\xi})$  before it crosses  $-k\tau = 1/c_s$ . It is easy to check that this requirement implies that  $m_{\text{gel}}/H \gtrsim \sqrt{\xi} \gtrsim 1/c_s$ , so the second largest physical scale we identified is simply:

$$\max\left(\frac{m_{\text{gel}}}{H}, \sqrt{\xi}\right) \sim \frac{m_{\text{gel}}}{H}. \quad (27)$$

Hence, for  $m_{\text{gel}}/H > \kappa\sqrt{\xi}$ , where  $\kappa \sim \mathcal{O}(1)$ , the curvature perturbation stops decaying as a massive mode at  $-k\tau = m_{\text{gel}}/H$ , entering the period of the evolution characterized by the effective theory (the gelaton model) discussed above. The mode is well described by (17), and therefore freezes in at  $-k\tau = 1/c_s$ , the sound horizon crossing.

- If instead the mode crosses  $-k\tau = 1/c_s$  first, the field dynamics is even simpler. Repeating the simple estimates above, we now find that

$$\max\left(\frac{m_{\text{gel}}}{H}, \sqrt{\xi}\right) \sim \sqrt{\xi}. \quad (28)$$

More precisely, this case corresponds to the following hierarchy:  $m_{\text{gel}}/H < \sqrt{\xi} < 1/c_s$ . Thus, the curvature perturbation stops decaying as a massive mode at  $-k\tau \sim \sqrt{\xi}$  and enters the regime of the effective single-field theory there. However, since it is already outside the would-be sound horizon, it freezes in immediately. In this case – although the effective single-field propagates with non-trivial sound speed  $c_s$  and is still well described by (17) – there is no sound horizon crossing.

We are now ready to discuss the effects of the dynamics outlined above on the power spectra, and in particular of the relative hierarchy between  $m_{\text{gel}}/H$  and  $\sqrt{\xi}$ . First, we note that a period of decay as a massive mode, between times  $\tau_1$  and  $\tau_2$ , suppresses the wave function by a factor  $(a(\tau_1)/a(\tau_2))^{1/2} = (\tau_2/\tau_1)^{1/2}$ . This in turn suppresses the power spectrum by  $\tau_2/\tau_1$ . Second,



a ‘premature’ freeze-in, occurring at some time  $-k\tau = r$  instead of at  $-k\tau = 1$ , leads to an enhancement of the spectrum by  $r^2$ . Hence, using the relations (21) between  $\xi$ ,  $m_{\text{gel}}$  and  $c_s$ , we arrive at the following estimate:

$$\frac{\mathcal{P}_{\mathcal{R}}}{\mathcal{P}_{\text{sf}}} = \frac{1}{c_s} \quad \text{for } m_{\text{gel}}/H \gtrsim \sqrt{\xi} \quad (29)$$

and

$$\frac{\mathcal{P}_{\mathcal{R}}}{\mathcal{P}_{\text{sf}}} \sim \sqrt{\xi} \quad \text{for } m_{\text{gel}}/H \lesssim \sqrt{\xi}. \quad (30)$$

Results (29) and (30) are among the main findings of our paper. A look at Section IV A (e.g. Table I) shows that (29) corresponds to the normalization of the power spectrum for a single-field inflationary model with a non-trivial sound speed  $c_s$ . This comes as no surprise – the evolution is dictated by (17), with the sound horizon crossing at  $-k\tau = 1/c_s$ . On the other hand, (30) corresponds to the case where the effective single-field theory applies only *after* the curvature perturbation already crossed  $-k\tau = 1/c_s$  and froze in – the relevant physical scale is set by the coupling and there is no proper sound horizon crossing.

Furthermore, the requirement that the sound horizon crossing occurs within the regime of applicability of the effective theory,  $m_{\text{gel}}/H \gtrsim \sqrt{\xi}$ , leads to a lower bound on the sound speed:

$$c_s^2 \gtrsim \frac{1}{4\xi}. \quad (31)$$

We would like to stress here that this bound has a different origin (and it is parametrically stronger) than the bound  $c_s^2 \gg 1/4\xi^2$  in (22). Recalling (23), the bound (31) translates into:

$$\nu \gtrsim 1 + \frac{1}{\xi^2}. \quad (32)$$

Thus, it is tied to the fact that the hierarchy of the eigenvalues of the effective mass matrix (8) is lost once we get too close to  $\nu = 1$ . Although one can push the sound speed closer to zero by increasing  $\xi$ , we see that there is tension between lowering  $c_s$  significantly and making the strength of the coupling unnaturally high. Finally, we note that the agreement of  $\mathcal{P}_{\mathcal{R}}/\mathcal{P}_{\text{sf}}$  between the full two-field theory with  $m_{\text{gel}}/H \gtrsim \sqrt{\xi}$  and the effective single-field model of [24] results from a different evolution inside the sound horizon.

parameters		properties		
$\xi$	$m_{\text{gel}}^2/H^2$	$c_s$	hierarchy	sound horizon crossing within single field EFT?
300	100	0.016	$m_{\text{gel}}/H < \sqrt{\xi} < 1/c_s$	NO
300	5000	0.12	$m_{\text{gel}}/H > \sqrt{\xi} > 1/c_s$	YES

TABLE III: Parameters of the models used in the numerical analysis.

## 2. Numerical Analysis

We validate our analytical estimates in Section IV B 1 by solving numerically the full set of equations of motion for the background, as well as for the perturbations; these rather lengthy equations are displayed e.g. in [19]. We shall often plot the results for the evolution of the instantaneous curvature and isocurvature perturbations expressed in terms of ‘instantaneous power spectra’, defined by  $\mathcal{P}_{\mathcal{R}}(k) \delta(\mathbf{k} - \mathbf{k}') \equiv \frac{k^3}{2\pi^2} \langle \mathcal{R}_{\mathbf{k}}^* \mathcal{R}_{\mathbf{k}'} \rangle$  and analogously for  $\mathcal{S}$ , where the linear perturbations are treated as Gaussian random variables. We have also verified that the approximation advocated in Section II – that there is no implicit time dependence in the parameters entering the equations of motion for the perturbations – is very good, and that by solving the full equations of motion for the linear perturbations for  $Q_\sigma$  and  $\delta s$  [19] one obtains results in agreement with those following from solving the simplified equations of motion (5) with constant  $3\eta_{ss}$  and  $\xi$ . Since the latter approach is much faster and convenient, we employed it in our numerical analysis. We would also like to recall that since we are very close to the de Sitter solution, we can use the approximate relation  $N = -\log(-1/k\tau)$  to interpret the results.

We present numerical results for the two cases considered in Section IV B 1: with the “sound horizon crossing” within/outside the regime of validity of the effective single-field theory. To facilitate interpretation we chose a rather extreme value of the coupling,  $\xi = 300$ . The remaining parameters are collected in Table III.

The results for the first set of parameters are shown in Figure 1. For this case we have  $m_{\text{gel}}/H < \sqrt{\xi} < 1/c_s$ . According to our discussion around eq. (28), the passage to the effective theory should be made at  $-k\tau \sim \sqrt{\xi}$  rather than at  $-k\tau \sim m_{\text{gel}}/H$ , since the former value is

larger. The left panel of Figure 1 shows the real and imaginary parts of both components,  $u_1$  and  $u_2$ , of the final curvature perturbations (black lines in the figure), as well as the real and imaginary parts (gray in the figure) of the solution  $u_{\text{eff}}$  (18) corresponding to the single-field model with sound speed (21). For  $-k\tau < \sqrt{\xi}$  (or equivalently  $N \gtrsim -2.8$ ) the solution  $u_{\text{eff}}$  is indeed a good approximation to  $u_\sigma$ , justifying the use of the single-field effective description with non-trivial speed of sound, at sufficiently late times. On the other hand, the oscillations at early times are due to a completely different leading time dependence of the solution. As long as the two-field evolution does not reduce to a single-field theory, the sound speed of each field is always  $c_s = 1$ , and therefore  $u_\sigma$  oscillates as  $e^{-ik\tau}$ , and not as  $e^{-ic_s k\tau}$ . The right panel shows the results for the instantaneous power spectra of the curvature and isocurvature perturbations, normalized to the value of the curvature perturbations in single-field models at the end of inflation (1). The color-coded areas A, B, C denote, respectively, the conditions  $-k\tau < \xi$ ,  $-k\tau < 1/c_s$  and  $-k\tau < m_{\text{gel}}/H$ . The time  $-k\tau \sim \sqrt{\xi}$  is denoted by the dotted vertical line. The graph shows clearly that at the beginning of region A both modes start decaying as massive modes, with nearly equal masses,  $\mathcal{P}_R, \mathcal{P}_S \sim e^{-3N}$ . This behavior then stops at  $-k\tau \sim \sqrt{\xi}$ . With this choice of  $\xi$  and  $m_{\text{gel}}$ , the mode crosses  $1/c_s$  before it enters the region where  $-k\tau > \sqrt{\xi}$ , so there is no sound horizon crossing within the regime of validity of the effective theory. This does not by itself contradict the validity of the effective theory: after  $-k\tau = \sqrt{\xi}$  the wave function of the curvature perturbations quickly assumes the asymptotic constant value. Finally, at late times the power spectrum which we obtained (the black solid line in the right panel) is slightly suppressed relative to that predicted by an effectively single-field model (the short, green dashed line). This suppression is precisely what is expected from (30): when  $\sqrt{\xi} < 1/c_s$  as in this case, (30) is smaller than (29).

Figure 2 shows analogous results for the second set of parameters in Table III, for which  $m_{\text{gel}}/H > \sqrt{\xi} > 1/c_s$ . Notice that with this choice of parameters the sound speed is  $c_s \sim 0.12$ , about a factor of ten larger than in Figure 1. Region A still shows clearly the beginning of the period of decay of the perturbations as massive modes, with nearly equal masses. Also, since  $\sqrt{\xi} < m_{\text{gel}}/H$ , the mode now crosses the  $1/c_s$  line after crossing  $-k\tau = m_{\text{gel}}/H$ , with the latter moment marking the beginning of the validity of the effective theory. Thus, the sound horizon crossing lies within the regime of applicability of the effective theory, and the curvature

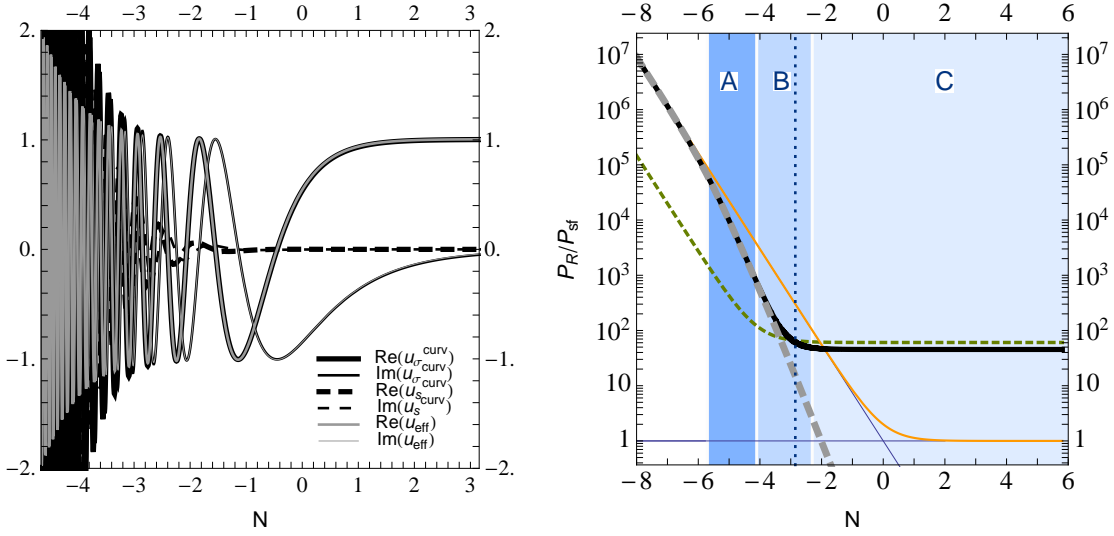


FIG. 1: Numerical results for the evolution of perturbations calculated in the full two-field system (from (5) in the limit of constant  $\xi$  and  $3\eta_{ss}$ ) for the first set of parameters in Table III:  $\xi = 300$  and  $m_{\text{gel}}^2/H^2 = 100$ . For this case  $c_s^2 = 2.7 \cdot 10^{-4}$ . Left panel: black lines are the real and imaginary parts of both components of the solution of eq. (5), corresponding to final curvature perturbations. Gray lines show the real and imaginary parts of the effective single-field solution  $u_{\text{eff}}$  given by (18). Normalizations and overall phases are chosen so that the imaginary parts vanish toward the end of inflation. Right panel: evolution of the instantaneous curvature and isocurvature perturbations shown in terms of the instantaneous power spectra, as described in the text.  $N = 0$  corresponds to the Hubble radius exit. Shaded areas, labeled A, B and C, indicate the ranges  $-k\tau < \xi$ ,  $-k\tau < 1/c_s$  and  $-k\tau < m_{\text{gel}}/H$ , respectively, while the vertical dotted line corresponds to  $-k\tau = \sqrt{\xi}$ . The black solid (gray dashed) lines correspond to curvature (isocurvature) perturbations; the short-dashed (green) line is the solution (18) with normalization satisfying the Wronskian condition. All results are normalized to the final value of the single-field,  $c_s = 1$  solution, which is shown as the solid gray (orange) line ending at 1.

mode freezes in at  $-k\tau = 1/c_s$ . Furthermore, (29) properly characterizes the power spectra, as expected.

Figures 1 and 2 illustrate the claim we have made in Section IV B 1 – that the applicability of the predictions of the effective single-field theory requires the curvature mode to cross the effective sound horizon only once the effective theory is valid. When this is not the case, the relevant scale controlling observables such as the power spectrum (30) is set by the coupling.

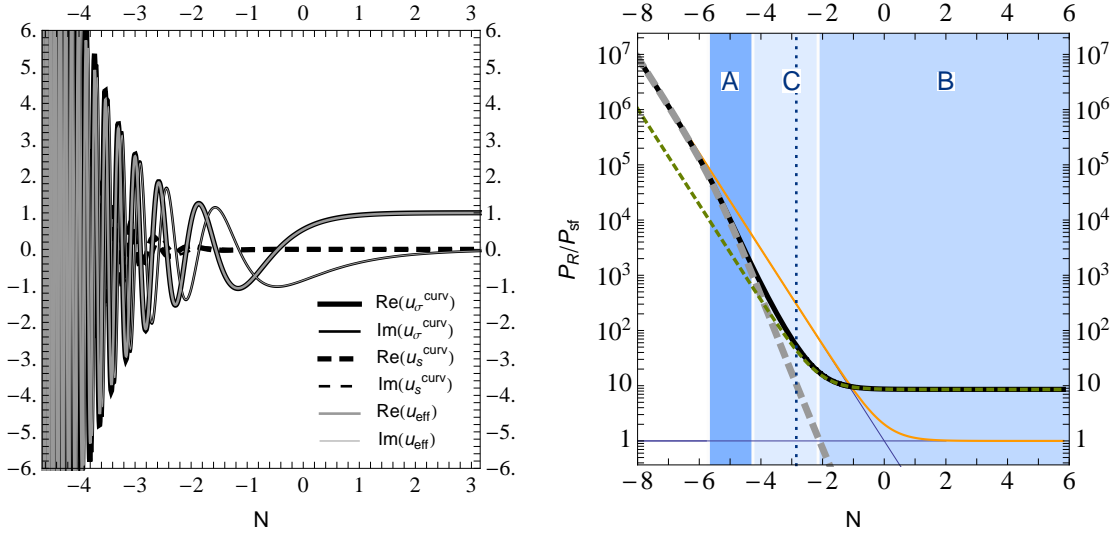


FIG. 2: The same as in Figure 1; numerical results for the evolution of perturbations calculated from (5) in the limit of constant  $\xi$  and  $3\eta_{ss}$  for the second set of parameters in Table III:  $\xi = 300$  and  $m_{\text{gel}}^2/H^2 = 5000$  (corresponding to  $c_s^2 = 1.4 \cdot 10^{-2}$ ).

We corroborate this finding by comparing in Figure 3, for various values of  $m_{\text{gel}}/H$  and  $\xi$ , the predictions for the power spectra of the curvature perturbations calculated numerically from (5) in the limit of constant  $\xi$  and  $3\eta_{ss}$  (solid black lines) with the estimates (29) and (30), shown as red dotted lines (the steps mark the end of the domain of applicability of one solution and the beginning of another at  $m_{\text{gel}}/H \sim \sqrt{\xi}$ ). The results are different in these two regimes, as we illustrate by extrapolating the predictions of the effective single-field theory (29) to parameters for which there is no sound horizon crossing within the regime of validity of the effective theory (dashed green lines).

### 3. Summary of Results

In summary, we agree with Ref. [24] that a proper decoupling of a massive isocurvature mode will lead to an effective theory describing a single scalar field whose perturbations propagate with a speed of sound  $c_s^2 < 1$  (see also [39] for a related discussion). However, the decoupling of the heavy mode occurs when the physical wave numbers cross the larger of the scales  $\sqrt{\xi}H$  and

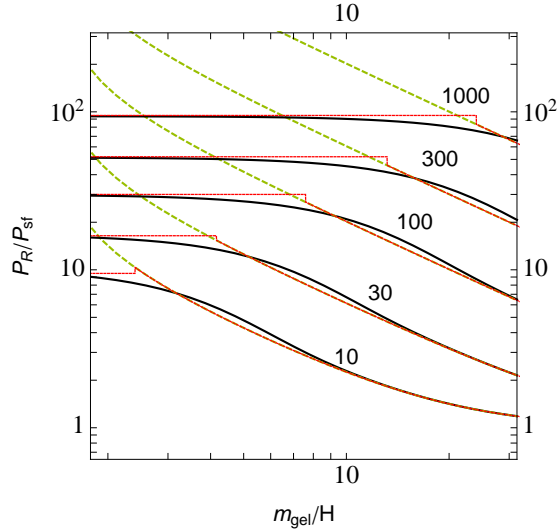


FIG. 3: Predictions for the power spectrum of the curvature perturbations (normalized to the single-field result) as a function of the gelaton mass parameter  $m_{\text{gel}}^2 = (3\eta_{ss} - 2\xi^2)H^2$  for different values of  $\xi = 10, 30, 100, 300, 1000$ . Black solid lines show the numerical results for the evolution of the perturbations in the full two-field system, calculated from (5) in the limit of constant  $\xi$  and  $3\eta_{ss}$ . Red dotted lines correspond to our analytic estimates (29) and (30) (with the proportionality constant in (30) set to 3). Green short-dashed lines correspond to the estimate (29) outside the limits of its applicability.

$m_{\text{gel}}$ , so  $m_{\text{gel}}$  alone does not give an unambiguous characterization of the decoupling. We also note that the period of the evolution described by a single-field effective theory with a non-trivial speed of sound is preceded by a stage during which the two coupled curvature and isocurvature perturbations behave as massive modes. This suppresses the power spectra and thereby allows for obtaining the normalization of the power spectra predicted by the effective single-field theory (in particular, models of DBI inflation with the same speed of sound).

## V. TWO-FIELD DYNAMICS: CATALOGUE OF POSSIBILITIES

Depending on the hierarchy between the parameters entering the effective ‘mass matrix’  $\mathcal{M}$  in (8), we can distinguish different patterns of the evolution of the perturbations in the strong

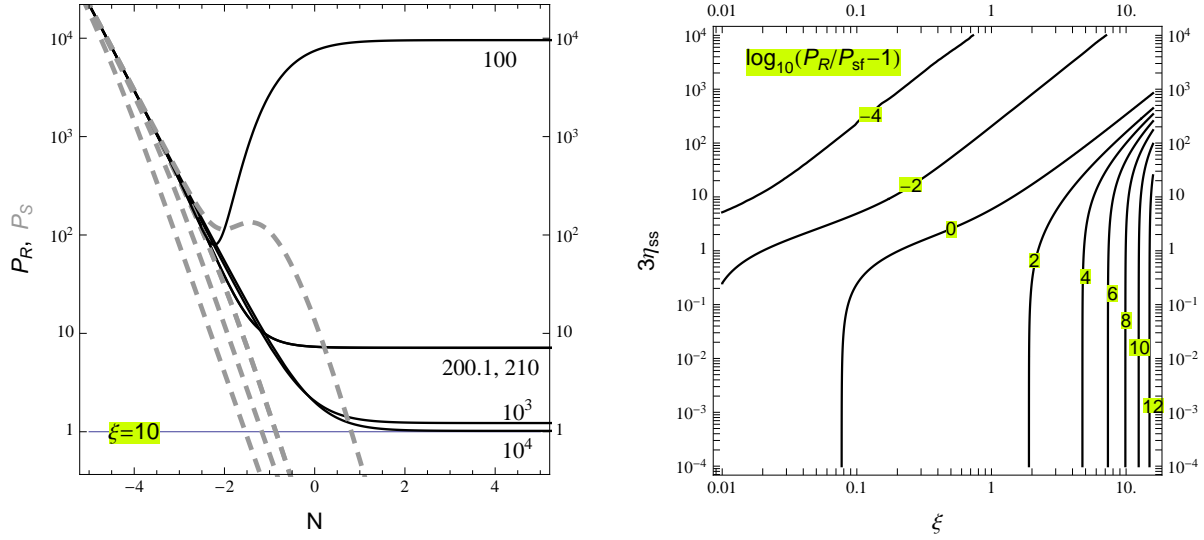


FIG. 4: Left panel: Evolution of the instantaneous curvature and isocurvature perturbations, obtained by solving (5), shown in terms of the instantaneous power spectra, as described in the text. Solid (dashed) lines are the (iso)curvature perturbations. We show results for  $\xi = 10$  and  $3\eta_{ss} = 100, 200.1, 210, 10^3, 10^4$  (top to bottom for the curvature perturbations, left to right for the isocurvature perturbations). The overall normalization is such that 1 corresponds to a late-time power spectrum for a massless scalar field in the de Sitter space. Right panel: Predictions for the curvature perturbations normalized to the single-field result given in (1), obtained by solving (5). In both panels  $N = 0$  corresponds to the Hubble radius exit, the results are obtained in the limit of constant  $\xi$  and  $\eta_{ss}$ .

coupling regime  $\xi^2 \gg 1$ . For concreteness, we choose  $\xi = 10$ . The results are shown in Figure 4 in terms of the potential parameter  $\eta_{ss}$  rather than the effective mass parameter  $m_{\text{gel}}$ , which we used previously.

The simplest situation corresponds to  $\eta_{ss} \gg \xi^2 \gg 1$ , *i.e.*  $\nu \gg 1$ . In this case the isocurvature perturbations are very heavy, and they decay even before Hubble radius crossing, at  $k\tau \sim -\sqrt{3\eta_{ss}}$ . The presence of a coupling to the curvature perturbations, which is strong but still negligible compared to the mass scale, does not change qualitatively the usual picture. The curvature perturbations freeze in very close to the Hubble radius crossing,  $k\tau \sim -(1 + \frac{4\xi^2}{3\eta_{ss}})$ , in accord with the single-field solution of [24], and their amplitude is enhanced by a factor of  $\frac{8\xi^2}{3\eta_{ss}}$  [39]. In Figure 4, this possibility corresponds to lines with  $3\eta_{ss} = 10^4, 10^3$ .

There is also the possibility that  $3\eta_{ss} \gtrsim 3\eta_{ss} - 2\xi^2 \gg 1$ , which corresponds to the original ‘small sound speed’ regime of the gelaton model of Ref. [24]. Since we have devoted Section IV to a detailed discussion of this case, we do not repeat the conclusions here.

Decreasing the gelaton mass squared  $(3\eta_{ss} - 2\xi^2)H^2$  to negative values leads to  $c_s^2 < 0$ . However, this effective speed of sound is not a fundamental parameter of the theory and, in particular,  $c_s^2 < 0$  does not indicate any troublesome instability. This is illustrated in Figure 4, where the predictions for  $3\eta_{ss} = 200.1$  and  $3\eta_{ss} = 210$  overlap, while  $c_s^2 = -5 \cdot 10^{-3}$ ,  $C_{ss} = 0.1H^2$  ( $c_s^2 = 2 \cdot 10^{-2}$ ,  $C_{ss} = 10H^2$ ) for the former (latter) parameter choice.

Finally, one can consider  $2\xi^2 > |\eta_{ss}|$ . Then the effective ‘mass matrix’  $\mathcal{M}$  in (8) has two large eigenvalues of opposite signs, similar in magnitude. Because of this large negative mass squared, much larger than the gravitational one, at  $-k\tau = |\xi|$  the evolving modes encounter an instability. The evolution of the perturbations in this case is shown by the  $3\eta_{ss} = 100$  line in Figure 4. This possibility may be interesting for more realistic inflationary model building, as it allows to circumvent the common gravitino mass problem [40], typical of inflationary models embedded in supergravity. If the slow-roll parameter  $\epsilon \sim \mathcal{O}(10^{-2})$ , the observed normalization of the curvature perturbations points to the scale of the potential  $V \sim 10^{14}$  GeV, which is much larger than what is needed for softly broken TeV-scale supersymmetry. While it is possible to reduce the scale of the potential by making the potential extremely flat, such models are very fine-tuned. Here, we can increase the amplitude of the curvature perturbations by many orders of magnitude above  $\mathcal{P}_{\text{sf}}$  (corresponding to 1 in Figure 4), thereby decoupling it from  $V$  and  $\epsilon$ . We illustrate this point in Figure 4, which shows the contours of the predicted  $\mathcal{P}_{\mathcal{R}}$ , normalized to  $\mathcal{P}_{\text{sf}}$ , on the  $(\xi, 3\eta_{ss})$  plane of parameters. We see that allowing for  $\xi \sim 10$ , one can obtain a spectrum of curvature perturbations enhanced by 10 orders of magnitude compared to the single-field case.

## VI. DISCUSSION AND CONCLUSIONS

In summary, we have studied an extremely simple model of two-field inflation with non-canonical kinetic terms, described by the Lagrangian (2). Rather than exploring the rich phe-



nomenology arising from different inflationary trajectories, we have focused on a special trajectory, for which the evolution of the perturbations is particularly simple. This choice also allowed us to study the case of a large coupling  $\xi$  between the curvature and isocurvature perturbations. We were particularly interested in whether – at strong coupling – the analysis of the full two-field system would lead to effects that might not be captured by the approach of [24], in which a heavy isocurvature mode was integrated out, yielding an effective description in terms of a single field with non-trivial sound speed  $c_s < 1$ .

To this end, we have solved the equations of motion for the perturbations both inside and outside the Hubble radius, using a variety of methods (both analytic and numerical), and determined the power spectra of the perturbations. We found that the power spectrum of the curvature perturbations  $\mathcal{P}_{\mathcal{R}}$  is enhanced with respect to the spectrum  $\mathcal{P}_{\text{sf}}$  of an ordinary single-field model (with the same scale of the potential and value of the slow-roll parameter  $\epsilon$ ):

$$\frac{\mathcal{P}_{\mathcal{R}}}{\mathcal{P}_{\text{sf}}} \approx \begin{cases} \frac{1}{c_s} & \text{for sound horizon crossing within the effective theory} \\ \sqrt{\xi} & \text{otherwise.} \end{cases}$$

We have seen that these predictions stem from two effects: a period of decay of both the curvature and isocurvature perturbations as modes with masses  $\sim \xi H$  (which tends to suppress  $\mathcal{P}_{\mathcal{R}}$ ), followed by a freeze-in of the curvature perturbations before the Hubble radius crossing (which leads to an enhancement of  $\mathcal{P}_{\mathcal{R}}$ ). Whether the sound horizon crossing can be realized within the effective field theory depends on the hierarchy of the physical scales in the equations of motion of the full two-field theory.

If the sound horizon crossing occurs within the regime of validity of the effective theory, the predictions for  $\mathcal{P}_{\mathcal{R}}$  coincide with those of DBI inflation models with the same  $c_s$ , thanks to the two effects mentioned above. Interestingly, requiring the sound horizon crossing to lie within the effective theory leads to a lower bound on the sound speed,  $c_s^2 > \frac{1}{4\xi}$ . Thus, although  $c_s$  can be made very small, this comes at the cost of having to make  $\xi$  larger, and possibly unnaturally large.

We have also encountered situations in which the would-be sound horizon lies outside the domain of applicability of the effective single-field theory. Although in this case the spectrum is still enhanced with respect to an ordinary single-field model, the enhancement is now smaller, and

is controlled by the coupling. We emphasize that – despite the lack of a ‘proper’ sound horizon crossing in this case – the late-time dynamics can still be described in terms of an effective single field with non-trivial sound speed. However, the moment at which the passage to the single-field theory occurs is not described by the parameters of the effective theory, such as the speed of sound or the mass scales, but rather by the coupling.

Finally, we have attempted to survey more broadly inflationary models with a large coupling between curvature and isocurvature perturbations. We have found regions in the parameter space in which the perturbations exhibit a momentary tachyonic growth at the Hubble radius crossing. This effect can raise the amplitude of the curvature perturbations by orders of magnitude above the single-field estimate based on the scale of the inflationary potential and the size of the slow-roll parameters (1). This would in turn reduce the apparent mismatch between the scale of inflation and the scale of supersymmetry breaking in supergravity models.

We note that our results could not have been anticipated in the general effective models of multi-field inflation, constructed along the lines of [41]. This is because the analysis of [41] invokes symmetries which constrain the allowed terms in the Lagrangian. In particular, our non-canonical kinetic term in (2) does not respect such symmetries.

A large coupling between the curvature and the isocurvature perturbations stems from the fact that the potential makes the inflationary trajectory non-geodesic in the field space [39, 42]. While such a transient feature might also arise with canonical kinetic terms, through a fast turn of the trajectory, our use of non-canonical kinetic terms allows such a coupling to persist almost unchanged for many efolds of inflation, making the scenario analytically tractable.

For linear perturbations, we have been able to perform a resummation of the effects of the large coupling between the curvature and isocurvature perturbations. We concede that it would be interesting to extend our analysis beyond the linear level in order to check whether the large coupling between weakly correlated curvature and isocurvature perturbations can bring about large non-gaussianities. Since the currently available computational techniques at the non-linear level are perturbative, we wish to defer this question to future work.

### Acknowledgements

We are grateful to S. Watson for many useful conversations throughout the development of this paper. We also would like to thank T. Avgoustidis, A. C. Davis and R. H. Ribeiro for comments during the final stages of this work. The work of S.C. has been supported by the Cambridge-Mitchell Collaboration in Theoretical Cosmology, and the Mitchell Family Foundation. Z.L. and K.T. are partially supported by the EC 6th Framework Programme MRTN-CT-2006-035863 and by the MNiSW grant N N202 091839. K.T. also acknowledges support from Foundation for Polish Science through its programme Homing. K.T. is grateful to DAMTP, University of Cambridge and to the Mitchell Institute, Texas A&M University for their hospitality and stimulating atmosphere.

### Appendix: Evolution of Curvature and Isocurvature Perturbations

In terms of the rescaled Mukhanov-Sasaki variables  $u_\sigma = Q_\sigma/a$  and  $u_s = \delta s/a$ , the equations of motion for the perturbations take the form:

$$\left[ \left( \frac{d^2}{d\tau^2} + k^2 - \frac{2}{\tau^2} \right) + \begin{pmatrix} 0 & \frac{2\xi}{\tau} \\ -\frac{2\xi}{\tau} & 0 \end{pmatrix} \frac{d}{d\tau} + \begin{pmatrix} 0 & -\frac{4\xi}{\tau^2} \\ -\frac{2\xi}{\tau^2} & \frac{1}{\tau^2}(3\eta_{ss} - 2\xi^2) \end{pmatrix} \right] \begin{pmatrix} u_1 \\ u_2 \end{pmatrix} = 0. \quad (33)$$

Switching basis via  $\vec{u} = R\vec{\mathcal{U}}$ , where  $R$  is a yet unspecified  $2 \times 2$  rotation matrix, they become:

$$R''\vec{\mathcal{U}} + 2R\vec{\mathcal{U}}' + R\vec{\mathcal{U}}'' + \frac{2\xi}{\tau}ER\vec{\mathcal{U}}' + \frac{2\xi}{\tau}ER'\vec{\mathcal{U}} + \left( k^2 - \frac{2}{\tau^2} + \frac{1}{\tau^2}Q \right) \vec{\mathcal{U}} = 0. \quad (34)$$

Here the prime denotes differentiation with respect to  $\tau$ , and the  $E$  and  $Q$  matrices read:

$$E = \begin{pmatrix} 0 & 1 \\ -1 & 0 \end{pmatrix} \quad \text{and} \quad Q = \begin{pmatrix} 0 & -4\xi \\ -2\xi & 3\eta_{ss} - 2\xi^2 \end{pmatrix}. \quad (35)$$

Finally, adopting

$$R = \begin{pmatrix} \cos(\xi \log(-k\tau)) & -\sin(\xi \log(-k\tau)) \\ \sin(\xi \log(-k\tau)) & \cos(\xi \log(-k\tau)) \end{pmatrix}, \quad (36)$$

gives  $R' = -(\xi/\tau)ER$  and (34) takes the much simpler harmonic oscillator form

$$\vec{\mathcal{U}}'' + \left( k^2 - \frac{2}{\tau^2} + \frac{1}{\tau^2} R^T \mathcal{M} R \right) \vec{\mathcal{U}} = 0, \quad (37)$$

where  $\mathcal{M}$  is the effective mass matrix shown explicitly in (8). We shall now discuss in detail various methods of solving (33) and (37) in different limits. These results are referred to throughout Section III.

### Evolution deep inside the Hubble radius

At early times, *i.e.*  $\tau \rightarrow -\infty$ , the last term in (37) can be neglected, and the system reduces to that of two uncoupled harmonic oscillators, with solutions  $\mathcal{U}_I^{(i)} \sim \delta_{iI} e^{-ik\tau}$ . In terms of the wave functions  $\vec{u}$  appearing in (33), these solutions can be written as:

$$\vec{u}^{(1)} \sim \begin{pmatrix} \cos \xi z \\ \sin \xi z \end{pmatrix} e^{-ik\tau} \quad \text{and} \quad \vec{u}^{(2)} \sim \begin{pmatrix} -\sin \xi z \\ \cos \xi z \end{pmatrix} e^{-ik\tau}, \quad (38)$$

where  $z = \log(-k\tau)$ . Each of the modes  $\vec{u}^{(j)}$  satisfies standard commutation relations, which translate into the Wronskian condition

$$\sum_i \left( u_i^{(j)*} \partial_\tau u_i^{(j)} - u_i^{(j)} \partial_\tau u_i^{(j)*} \right) = -i \quad (39)$$

for  $j = 1, 2$ , given that  $\|\vec{u}^{(j)}\| = 1/\sqrt{2k}$  initially. Thus, we have two properly normalized and independent perturbations.

### Evolution on super-Hubble scales

At sufficiently late times,  $-k\tau < 1$ , we can neglect the  $k$ -dependent terms in (33). Assuming  $u_i = \tilde{A}_i(-\tau)^p$ ,  $i = \sigma, s$ , we are led to the following algebraic constraint for the amplitudes  $\tilde{A}_i$ :

$$\frac{1}{\tau^2} \begin{pmatrix} p(p-1) - 2 & 2p\xi - 4\xi \\ -2p\xi - 2\xi & p(p-1) - 2 - 2\xi^2 + 3\eta_{ss} \end{pmatrix} \begin{pmatrix} \tilde{A}_\sigma \\ \tilde{A}_s \end{pmatrix} = 0. \quad (40)$$

The requirement of a vanishing determinant gives four nonzero solutions:

$$p = -1 \quad \text{and} \quad \frac{\tilde{A}_s}{\tilde{A}_\sigma} = 0, \quad (41)$$

$$p = -2 \quad \text{and} \quad \frac{\tilde{A}_s}{\tilde{A}_\sigma} = \frac{6\xi}{3\eta_{ss} - 2\xi^2}, \quad (42)$$

$$p = \frac{1}{2}(1 + \sqrt{9 - 4(3\eta_{ss} + 2\xi^2)}) \quad \text{and} \quad \frac{\tilde{A}_s}{\tilde{A}_\sigma} = \frac{-3 + \sqrt{9 - 4(3\eta_{ss} + 2\xi^2)}}{4\xi}, \quad (43)$$

$$p = \frac{1}{2}(1 - \sqrt{9 - 4(3\eta_{ss} + 2\xi^2)}) \quad \text{and} \quad \frac{\tilde{A}_s}{\tilde{A}_\sigma} = \frac{-3 - \sqrt{9 - 4(3\eta_{ss} + 2\xi^2)}}{4\xi}. \quad (44)$$

Only (41), corresponding to  $p = -1$ , describes a growing mode, *i.e.* a mode which freezes in after Hubble radius crossing. Since for this mode  $\tilde{A}_s = 0$ , we can associate it with the growing mode of the curvature perturbation. The last two solutions are characteristic of a massive mode with an effective mass squared

$$m_{\text{eff}}^2 = V_{ss} + 2\xi^2 H^2 = (3\eta_{ss} + 2\xi^2)H^2 = (\nu + 3)\xi^2 H^2, \quad (45)$$

which we associate with the isocurvature mode.

### Power series solution

Although the two equations (33) can be combined into a single (fourth-order) differential equation very similar to one obtained from the Bessel equation, and reducing to it in the sub-Hubble limit, there do not exist, to our knowledge, closed form expressions for the solutions of (33). On the other hand, it is instructive to go beyond the asymptotic behavior and to understand the behavior of the growing mode ( $p = -1$ ) solution closer to the Hubble radius, for a more direct comparison with the gelaton scenario. To this end, we take the growing mode to have an expansion of the form:

$$u_\sigma^{(p=-1)}(\tau) = \frac{a_{-1}}{k\tau} + \sum_{n=0}^{\infty} \frac{a_n}{n!} (k\tau)^n, \quad a_{-1} \neq 0, \quad (46)$$

$$u_s^{(p=-1)}(\tau) = \sum_{n=0}^{\infty} \frac{b_n}{n!} (k\tau)^{n+n_0}, \quad b_0 \neq 0, \quad (47)$$

where  $n_0$  is for now an unspecified parameter. This form is consistent with the asymptotic behavior of the solution. It is easy to check that a nontrivial solution<sup>7</sup> corresponds to  $n_0 = 1$ .

---

<sup>7</sup> Note that the choice  $n_0 = 0$  gives  $b_0 = 0$ , which contradicts the assumption in the mode expansion (47). If  $n_0$  is not an integer, then by substituting (47) into (33) and comparing coefficients of powers of  $k\tau$ , we again arrive at  $b_0 = 0$ .

The coefficient  $a_{-1}$  is of course arbitrary, and  $a_0 = 0$ . Solving the perturbation equations (33) recursively order by order, we find

$$b_0 = \frac{4\xi}{3\eta_{ss} - 2\xi^2 - 2} a_1, \quad a_1 = \frac{1}{2} \frac{3\eta_{ss} - 2\xi^2 - 2}{3\eta_{ss} + 2\xi^2 - 2} a_{-1}, \quad (48)$$

$$b_1 = \frac{3\xi}{3\eta_{ss} - 2\xi^2} a_2, \quad b_2 = -\frac{2\xi(3\eta_{ss} - 2\xi^2)}{(3\eta_{ss} + 2\xi^2 - 2)(3\eta_{ss} + 2\xi^2 + 4)} a_{-1}, \quad (49)$$

$$a_3 = -\frac{3(9\eta_{ss}^2 + 6\eta_{ss}(1 - 2\xi^2) + 4(\xi^4 - 3\xi^2 - 2))}{4(9\eta_{ss}^2 + 6\eta_{ss}(1 + 2\xi^2) + 4(\xi^2 - 1)(\xi^2 + 2))} a_{-1}. \quad (50)$$

Continuing this exercise, we arrive at a recursion relation between the  $a_n$ ,

$$a_{n+4} = -\frac{(n+3)(n+4)}{n(n+5)(n+2)} \frac{1}{3\eta_{ss} + 2\xi^2 + (n+5)(n+2)} \times \\ \left[ (n+1)(n+2)^2 a_n + n(3\eta_{ss} - 2\xi^2 + 2(n+2)(n+4)) a_{n+2} \right], \quad (51)$$

and a relation defining  $b_n$  in terms of  $a_j$ :

$$b_{n+1} = -\frac{1}{2\xi n(n+2)} [n(n+3)a_{n+2} + (n+1)(n+2)a_n]. \quad (52)$$

Putting all the ingredients together, the first few terms of the curvature perturbation are:

$$u_\sigma^{(p=-1)}(k\tau) = \frac{a_{-1}}{k\tau} \left[ 1 + \frac{1}{2} \frac{3\eta_{ss} - 2\xi^2 - 2}{3\eta_{ss} + 2\xi^2 - 2} (k\tau)^2 + \frac{1}{2} \frac{a_2}{a_{-1}} (k\tau)^3 - \right. \\ \left. - \frac{(9\eta_{ss}^2 + 6\eta_{ss}(1 - 2\xi^2) + 4(\xi^4 - 3\xi^2 - 2))}{8(9\eta_{ss}^2 + 6\eta_{ss}(1 + 2\xi^2) + 4(\xi^2 - 1)(\xi^2 + 2))} (k\tau)^4 + \dots \right]. \quad (53)$$

From this expression one can extract the quantity corresponding to the sound speed of the gelaton scenario.

Finally, we note that  $u_\sigma^{(p=-1)}$  appears to depend on two arbitrary constants,  $a_{-1}$  and  $a_2$ , which uniquely determine the solution  $u_s^{(p=-1)}$ . In principle, one should add to these solutions the decaying modes  $u_\sigma^{(p=2)}$  and  $u_s^{(p=2)}$ , whose expansions start with terms  $\mathcal{O}((k\tau)^2)$ . A calculation analogous to the one above shows that the only nonzero coefficients in the  $p = 2$  mode expansion are those of even powers of  $(k\tau)$ . Furthermore, these coefficients are the same (up to an overall normalization constant) as those of the even powers of the  $p = -1$  mode.

### Linking the early- and late-time solutions

Notice that in the strong coupling regime  $\xi^2 \gg 1$  eq. (37) describes the evolution of two massive modes – with masses squared  $\mu_1^2 \sim \xi^2$  and  $\mu_2^2 \sim \nu\xi^2 \equiv 3\eta_{ss} - \xi^2$  in Hubble units – and a

rapid rotation of the basis vectors, as visible from computing explicitly  $R^T \tilde{Q} R$ . This seems to contradict the observation earlier in this section that the late-time solutions correspond to a massless mode (giving rise to the scale-invariant spectrum of curvature perturbations) and a heavy mode of mass given by (45),  $m_{\text{eff}}^2/H^2 = (\nu + 3)\xi^2$ . This apparent disagreement is a simple consequence of the fact that, while eq. (37) is a result of working in the  $\vec{U}$  basis, the above analysis of the super-Hubble evolution was done in the  $\vec{u}$  basis for the perturbations, *i.e.* was based on solving (33). Obviously, these two points of view should agree upon taking into account the change of basis  $\vec{u} = R\vec{U}$ . In the following we show that this is indeed the case. Since the explanation is particularly instructive and technically feasible for the  $\nu \sim 1$  case – no hierarchy of masses in the effective mass matrix (11) – we shall adhere to it for the rest of this section. As we will see in Section IV, the choice  $\nu \sim 1$  is the most relevant phenomenologically – it corresponds to a very small sound speed.

Before we proceed further, we recall that a massive mode  $u_m$  in de Sitter space, with mass  $m \equiv \mu H$ , obeys the following equation of motion:

$$\frac{d^2 u_m}{d\tau^2} + \left( k^2 + \frac{\mu^2 - 2}{\tau^2} \right) u_m = 0. \quad (54)$$

For  $-k\tau \ll \mu$ , eq. (54) can be solved approximately by neglecting the  $k^2$  term, giving:

$$u_m \sim (-k\tau)^{\frac{1}{2}(1-\sqrt{9-4\mu^2})} \longrightarrow \sqrt{-k\tau} e^{-i\mu \log(-k\tau)} \quad \text{for } \mu \gg 1. \quad (55)$$

In the following, when discussing the solutions to the perturbation equations (7), we shall compare them to (55) to read off the corresponding mass parameters.

In order to solve (7) it turns out to be convenient to define  $\mu_{\pm}^2 \equiv \frac{1}{2}(\lambda_2 \pm \lambda_1)$ , with  $\lambda_1, \lambda_2$  the eigenvalues of (11), giving us:

$$\mu_+^2 = (\nu + 1) \frac{\xi^2}{2}, \quad \mu_-^2 = \frac{\xi^2}{2} \sqrt{(\nu - 1)^2 + \frac{36}{\xi^2}}. \quad (56)$$

Note that for  $\nu$  close to 1 we can approximate both expressions, and obtain:

$$\mu_+^2 \sim \xi^2, \quad \mu_-^2 \sim \max \left( 3\xi, (\nu - 1) \frac{\xi^2}{2} \right). \quad (57)$$

With these definitions, we can isolate the rapidly oscillating terms and rewrite (7) as:

$$\vec{u}'' + \left[ \left( k^2 + \frac{\mu_+^2 - 2}{\tau^2} \right) + \frac{\mu_-^2}{\tau^2} \begin{pmatrix} -\cos(2\xi \log(-k\tau)) & \sin(2\xi \log(-k\tau)) \\ \sin(2\xi \log(-k\tau)) & \cos(2\xi \log(-k\tau)) \end{pmatrix} \right] \vec{u} = 0. \quad (58)$$

Since we are always working under the assumption of strong coupling,  $\xi \gg 1$ , our parameter choice  $\nu \sim 1$  corresponds to  $\mu_+ \gg \mu_-$ . This hierarchy allows us to solve (58) perturbatively, as the effects of the rapid rotation are suppressed by the relative smallness of  $\mu_-$  with respect to  $\mu_+$ . We proceed by splitting  $\vec{\mathcal{U}} = \vec{\mathcal{U}}_{(0)} + \vec{\mathcal{U}}_{(1)}$ , where  $\vec{\mathcal{U}}_{(0)}$  is a positive frequency solution of the unperturbed equation (*i.e.* assuming  $\mu_- = 0$ ),

$$\vec{\mathcal{U}}_{(0)}'' + \left[ k^2 + \frac{\mu_+^2 - 2}{\tau^2} \right] \vec{\mathcal{U}}_{(0)} = 0, \quad (59)$$

and  $\vec{\mathcal{U}}_{(1)}$  is a special solution of:

$$\vec{\mathcal{U}}_{(1)}'' + \left[ k^2 + \frac{\mu_+^2 - 2}{\tau^2} \right] \vec{\mathcal{U}}_{(1)} + \frac{\mu_-^2}{\tau^2} \begin{pmatrix} -\cos(2\xi \log(-k\tau)) & \sin(2\xi \log(-k\tau)) \\ \sin(2\xi \log(-k\tau)) & \cos(2\xi \log(-k\tau)) \end{pmatrix} \vec{\mathcal{U}}_{(0)} = 0. \quad (60)$$

The leading order solution  $\vec{\mathcal{U}}_{(0)}$  consists of two independently evolving modes of equal masses  $\mu_+ H$  which, for  $\mu_+ \gg 1$ , are of the form

$$\vec{\mathcal{U}}_{(0)}^{(a,b)} \sim \sqrt{-k\tau} e^{-\imath\mu_+ \log(-k\tau)} \vec{e}_{\pm}, \quad \vec{e}_{\pm} = \begin{pmatrix} 1 \\ \pm \imath \end{pmatrix}. \quad (61)$$

Plugging these into (60), we find the correction  $\vec{\mathcal{U}}_{(1)}$  to the leading order result:

$$\vec{\mathcal{U}}_{(1)}^{(a,b)} \sim \sqrt{-k\tau} e^{-\imath(\mu_+ \pm 2\xi) \log(-k\tau)} \vec{e}_{\mp}. \quad (62)$$

Thus, the leading solution  $\vec{\mathcal{U}}_{(0)}$  represents massive modes with mass parameter  $m^2 = \mu_+^2 H^2$ , while the first-order contribution  $\vec{\mathcal{U}}_{(1)}$  is a combination of modes with squared masses  $(\mu_+ \pm 2\xi)^2 H^2$ . It is easy to check that continuing the iterative solution does not introduce any further mass parameters. This is a remarkably simple result: despite a nondiagonal, time-dependent mass matrix in the  $\vec{\mathcal{U}}$  basis, we see that the solution of the equations of motion for the two fields is a combination of single-field solutions, obtained by replacing  $\mu$  in the massive mode solution (55) with one of the three mass parameters  $\mu_+, \mu_+ + 2\xi, \mu_+ - 2\xi$ .

The modes  $\vec{\mathcal{U}} = \vec{\mathcal{U}}_{(0)} + \vec{\mathcal{U}}_{(1)}$  above can be related to the late time solutions  $\vec{u}$  via the transformation  $\vec{u} = R\vec{\mathcal{U}}$ . In particular, since  $R\vec{e}_{\pm} = e^{\mp\xi \log(-k\tau)} \vec{e}_{\pm}$ , the  $R$  rotation changes the argument of the exponential, and shifts the mass parameters we identified above by  $\mp\xi$ . Thus, the end result of the change of basis is the following shift in the masses of the solutions: the mass parameters  $\mu_+$  and  $\mu_+ + 2\xi$ , corresponding to  $\vec{\mathcal{U}}_{(0)}^{(a)}$  and  $\vec{\mathcal{U}}_{(1)}^{(a)}$ , are lowered to  $(\mu_+ - \xi)$  and  $(\mu_+ + \xi)$ .



Similarly, the parameters of the second solution  $\vec{\mathcal{U}}_{(0)}^{(b)}$  and  $\vec{\mathcal{U}}_{(1)}^{(b)}$ , given by  $\mu_+$  and  $\mu_+ - 2\xi$  respectively, get shifted upwards to  $(\mu_+ + \xi)$  and  $(\mu_+ - \xi)$ . Hence, we see that the  $\vec{u}$  solution consists of two massive modes with mass parameters  $(\mu_+ \pm \xi)^2 H^2$ . Finally, making use of the fact <sup>8</sup> that  $\mu_+ \sim \xi$ , we see that the mode in the  $\vec{u}$  basis with  $m^2 \sim (\mu_+ - \xi)^2 H^2$  is approximately massless, while the  $m^2 \sim (\mu_+ + \xi)^2 H^2$  mode has a mass squared  $\sim 4\xi^2 H^2$ . As expected, this is in perfect agreement with what we have found on super-Hubble scales.

The perturbative procedure used above is only justified for  $\mu_-^2/(k\tau)^2 \ll 1$ , when the modes do not ‘feel’ the full effect of the strong time-dependence encoded in  $R^T \tilde{Q} R$ . This approximation breaks down when  $|k\tau| \sim \mathcal{O}(\mu_-)$ . Thus, since  $\mu_-^2 = \max\{3\xi, (\nu - 1)\xi^2/2\}$ , we expect that the period during which both fields decay as massive modes (with nearly equal masses) ends as soon as  $-k\tau$  reaches the *larger* of the values  $\sim \sqrt{\xi}$  or  $\sim \sqrt{\nu - 1}\xi$ . This marks the onset of the asymptotic super-Hubble behavior and the beginning of the regime of validity of an effective single-field description.

### The power series solution and the sound speed

We can also address the validity of the effective theory by comparing the expansion (18) with the full solution written in terms of the power series (46) described by the recurrence relation (51). If the dynamics of the full two-field theory is correctly captured by the single-field effective theory proposed in [24], the two mode functions should agree within the regime of validity of the effective theory. More precisely, we should compare the odd powers of  $(k\tau)$  in the expansion, since they are absent in the expansion of the  $p = 2$  decaying solution<sup>9</sup>. Thus, the coefficients  $a_n$  of (46) should agree with those of (18) for odd  $n$ . In particular, they should have the same numerical coefficients and the same powers of  $c_s$ . By comparing the expansions (53) and (18) with  $c_s^2$  given by (21), we see that this is trivially satisfied for terms linear in  $(k\tau)$ . As for the  $(k\tau)^3$  term, the factor of  $(c_s^2)^2$  should be obtained from:

$$-\frac{4a_3}{3a_{-1}} = c_s^4 \left( 1 - \frac{1}{2c_s^2 \xi^2} + \dots \right), \quad (63)$$

where the ellipsis stands for terms of higher order in  $c_s^2$  and  $1/\xi^2$ . For  $c_s \ll 1$ , the requirement

<sup>8</sup> Recall that the hierarchy  $\mu_+ \gg \mu_-$ , which justified our perturbative approach for solving (58), occurs for  $\nu \sim 1$ , implying (up to small corrections)  $\mu_+ \sim \xi$ .

<sup>9</sup> The even powers instead are present in both the growing and the decaying modes, in  $u_{\sigma,s}^{(p=-1)}$  and in  $u_{\sigma,s}^{(p=2)}$ .

that  $m_{\text{gel}}$  is much larger than the Hubble scale can be translated into  $4c_s^2\xi^2 \gg 1$ , so we recover the correct coefficient predicted by the effective theory<sup>10</sup>. By looking at the recursive relation (51), we also see that as long as  $n < m_{\text{gel}}/H$ , the leading contributions to  $a_{2n-1}/a_{-1}$  is proportional to  $c_s^{2n}$ , so (18) is a good approximation for  $u_\sigma$  corresponding to the curvature mode.

- 
- [1] F. Quevedo, “Lectures on string/brane cosmology,” *Class. Quant. Grav.* **19** (2002) 5721 [arXiv:hep-th/0210292].
  - [2] L. McAllister and E. Silverstein, “String Cosmology: A Review,” *Gen. Rel. Grav.* **40**, 565 (2008) [arXiv:0710.2951 [hep-th]].
  - [3] D. Baumann and L. McAllister, “Advances in Inflation in String Theory,” *Ann. Rev. Nucl. Part. Sci.* **59** (2009) 67 [arXiv:0901.0265 [hep-th]].
  - [4] G. D. Coughlan, R. Holman, P. Ramond and G. G. Ross, “Supersymmetry And The Entropy Crisis,” *Phys. Lett. B* **140** (1984) 44.
  - [5] R. Holman, P. Ramond and G. G. Ross, “Supersymmetric Inflationary Cosmology,” *Phys. Lett. B* **137** (1984) 343.
  - [6] R. Brustein and P. J. Steinhardt, “Challenges for superstring cosmology,” *Phys. Lett. B* **302** (1993) 196 [arXiv:hep-th/9212049].
  - [7] M. Dine, V. Kaplunovsky, M. L. Mangano, C. Nappi and N. Seiberg, “Superstring Model Building,” *Nucl. Phys. B* **259** (1985) 549.
  - [8] S. B. Giddings, S. Kachru and J. Polchinski, “Hierarchies from fluxes in string compactifications,” *Phys. Rev. D* **66**, 106006 (2002) [arXiv:hep-th/0105097].
  - [9] E. Silverstein, “TASI / PiTP / ISS lectures on moduli and microphysics,” arXiv:hep-th/0405068.
  - [10] M. R. Douglas and S. Kachru, “Flux compactification,” *Rev. Mod. Phys.* **79**, 733 (2007) [arXiv:hep-th/0610102].
  - [11] E. Komatsu *et al.* [WMAP Collaboration], “Five-Year Wilkinson Microwave Anisotropy Probe (WMAP) Observations: Cosmological Interpretation,” *Astrophys. J. Suppl.* **180** (2009) 330 [arXiv:0803.0547 [astro-ph]].
  - [12] V. Mukhanov, “Physical foundations of cosmology,” *Cambridge, UK: Univ. Pr. (2005) 421 p.*

<sup>10</sup> As follows from Section IV B 1, for  $m_{\text{gel}}/H \gtrsim \sqrt{\xi}$  we obtain an even stronger inequality  $c_s^2\xi^2 \gtrsim \xi$ , but for the present purpose a weaker, but general, bound is more useful.

- [13] <http://www.rssd.esa.int/Planck>
- [14] S. Groot Nibbelink and B. J. W. van Tent, “Density perturbations arising from multiple field slow-roll inflation,” arXiv:hep-ph/0011325.
- [15] S. Groot Nibbelink and B. J. W. van Tent, “Scalar perturbations during multiple field slow-roll inflation,” *Class. Quant. Grav.* **19** (2002) 613 [arXiv:hep-ph/0107272].
- [16] F. Di Marco, F. Finelli and R. Brandenberger, “Adiabatic and Isocurvature Perturbations for Multifield Generalized Einstein Models,” *Phys. Rev. D* **67**, 063512 (2003) [arXiv:astro-ph/0211276];
- [17] B. J. W. van Tent, “Multiple-field inflation and the CMB,” *Class. Quant. Grav.* **21** (2004) 349 [arXiv:astro-ph/0307048].
- [18] F. Di Marco and F. Finelli, “Slow-roll inflation for generalized two-field Lagrangians,” *Phys. Rev. D* **71**, 123502 (2005) [arXiv:astro-ph/0505198].
- [19] Z. Lalak, D. Langlois, S. Pokorski and K. Turzynski, “Curvature and isocurvature perturbations in two-field inflation,” *JCAP* **0707** (2007) 014 [arXiv:0704.0212 [hep-th]].
- [20] A. C. Vincent and J. M. Cline, “Curvature Spectra and Nongaussianities in the Roulette Inflation Model,” *JHEP* **0810** (2008) 093 [arXiv:0809.2982 [astro-ph]].
- [21] C. M. Peterson and M. Tegmark, “Testing Two-Field Inflation,” arXiv:1005.4056 [astro-ph.CO].
- [22] S. Cremonini, Z. Lalak and K. Turzynski, “On Non-Canonical Kinetic Terms and the Tilt of the Power Spectrum,” *Phys. Rev. D* **82** (2010) 047301 [arXiv:1005.4347 [hep-th]].
- [23] X. Chen and Y. Wang, “Quasi-Single Field Inflation and Non-Gaussianities,” *JCAP* **1004** (2010) 027 [arXiv:0911.3380 [hep-th]].
- [24] A. J. Tolley and M. Wyman, “The Gelaton Scenario: Equilateral non-Gaussianity from multi-field dynamics,” *Phys. Rev. D* **81**, 043502 (2010) [arXiv:0910.1853 [hep-th]].
- [25] E. Silverstein and A. Westphal, “Monodromy in the CMB: Gravity Waves and String Inflation,” *Phys. Rev. D* **78** (2008) 106003 [arXiv:0803.3085 [hep-th]].
- [26] L. McAllister, E. Silverstein and A. Westphal, “Gravity Waves and Linear Inflation from Axion Monodromy,” *Phys. Rev. D* **82** (2010) 046003 [arXiv:0808.0706 [hep-th]].
- [27] M. Cicoli, C. P. Burgess and F. Quevedo, “Fibre Inflation: Observable Gravity Waves from IIB String Compactifications,” *JCAP* **0903** (2009) 013 [arXiv:0808.0691 [hep-th]].
- [28] C. Gordon, D. Wands, B. A. Bassett and R. Maartens, “Adiabatic and entropy perturbations from inflation,” *Phys. Rev. D* **63**, 023506 (2001) [arXiv:astro-ph/0009131].
- [29] D. Langlois and S. Renaux-Petel, “Perturbations in generalized multi-field inflation,” *JCAP* **0804** (2008) 017 [arXiv:0801.1085 [hep-th]].
- [30] X. Gao, “Primordial Non-Gaussianities of General Multiple Field Inflation,” *JCAP* **0806** (2008) 029 [arXiv:0804.1055 [astro-ph]].

- [31] C. T. Byrnes and D. Wands, “Curvature and isocurvature perturbations from two-field inflation in a slow-roll expansion,” *Phys. Rev. D* **74**, 043529 (2006) [arXiv:astro-ph/0605679].
- [32] P. Berglund and G. Ren, “Multi-Field Inflation from String Theory,” arXiv:0912.1397 [hep-th].
- [33] M. Alishahiha, E. Silverstein and D. Tong, “DBI in the sky,” *Phys. Rev. D* **70** (2004) 123505 [arXiv:hep-th/0404084].
- [34] C. P. Burgess, J. M. Cline, F. Lemieux and R. Holman, “Are inflationary predictions sensitive to very high energy physics?,” *JHEP* **0302**, 048 (2003) [arXiv:hep-th/0210233].
- [35] D. Langlois, S. Renaux-Petel, D. A. Steer and T. Tanaka, “Primordial fluctuations and non-Gaussianities in multi-field DBI inflation,” *Phys. Rev. Lett.* **101** (2008) 061301 [arXiv:0804.3139 [hep-th]].
- [36] D. Langlois, S. Renaux-Petel, D. A. Steer and T. Tanaka, “Primordial perturbations and non-Gaussianities in DBI and general multi-field inflation,” *Phys. Rev. D* **78** (2008) 063523 [arXiv:0806.0336 [hep-th]].
- [37] D. Langlois, S. Renaux-Petel and D. A. Steer, “Multi-field DBI inflation: introducing bulk forms and revisiting the gravitational wave constraints,” *JCAP* **0904** (2009) 021 [arXiv:0902.2941 [hep-th]].
- [38] S. Renaux-Petel, “Combined local and equilateral non-Gaussianities from multifield DBI inflation,” *JCAP* **0910** (2009) 012 [arXiv:0907.2476 [hep-th]].
- [39] A. Achucarro, J. O. Gong, S. Hardeman, G. A. Palma and S. P. Patil, “Mass hierarchies and non-decoupling in multi-scalar field dynamics,” arXiv:1005.3848 [hep-th].
- [40] R. Kallosh and A. D. Linde, “Landscape, the scale of SUSY breaking, and inflation,” *JHEP* **0412** (2004) 004 [arXiv:hep-th/0411011].
- [41] L. Senatore and M. Zaldarriaga, “The Effective Field Theory of Multifield Inflation,” arXiv:1009.2093 [hep-th].
- [42] A. Achucarro, J. O. Gong, S. Hardeman, G. A. Palma and S. P. Patil, “Features of heavy physics in the CMB power spectrum,” arXiv:1010.3693 [hep-ph].